

Average RPI Win: 89		WON-LOST RECORD		WINNING PCT. RANK		LAST 10 GAMES		STRENGTH OF SCHEDULE		OPP. STRENGTH OF SCHEDULE		TEAM RPI		ADJ RPI		CONF. RPI		ADJ CONF. RPI					
DIV. I ONLY		30-5-0		.85714		2		8-2-0		24		9		1		.63857		1		5		5	
DIV. I NON-CONF.		18-2-0		.9		4		1-0-0		27		4		2		.64469		2		5		5	
TOTALS		RPI 1-25		RPI 26-50		W-L RECORDS		RPI 51-100		RPI 101-150		RPI 150+											
30-5-0		0-0-0		7-3-0		OVERALL		9-2-0		11-0-0		3-0-0											
21-2-0		0-0-0		0-0-0		HOME		9-2-0		11-0-0		1-0-0											
9-3-0		0-0-0		7-3-0		AWAY		0-0-0		0-0-0		2-0-0											
0-0-0		0-0-0		0-0-0		NEUTRAL		0-0-0		0-0-0		0-0-0											
18-2-0		0-0-0		3-1-0		NON-CONFERENCE		7-1-0		5-0-0		3-0-0											
13-1-0		0-0-0		0-0-0		HOME		7-1-0		5-0-0		1-0-0											
5-1-0		0-0-0		3-0-		AWAY		0-0-0		0-0-0		2-0-0											
0-0-0		0-0-0		0-0-0		NEUTRAL		0-0-0		0-0-0		0-0-0											
12-3-0		0-0-0		4-2-0		CONFERENCE		2-1-0		6-0-0		0-0-0											
8-1-0		0-0-0		0-0-0		HOME		2-1-0		6-0-0		0-0-0											
4-2-0		0-0-0		4-2-0		AWAY		0-0-0		0-0-0		0-0-0											
0-0-0		0-0-0		0-0-0		NEUTRAL		0-0-0		0-0-0		0-0-0											
RPI	S	Opponent		Score		RPI	S	Opponent		Score		RPI	S	Opponent		Score							
				30	A	UCLA	4	8	53	H	Oregon	5	1	104	H	Ri ce	7	2					
				30	A	UCLA	2	7	53	H	Oregon	4	0	104	H	Ri ce	6	2					
				30	A	UCLA	13	11	53	H	Oregon	1	10	104	H	Ri ce	7	4					
				33	A	Texas	11	1	54	H	Mi chi gan	0	5	104	H	Ri ce	2	0					
				33	A	Texas	9	3	54	H	Mi chi gan	7	0	110	H	San Di ego	3	0					
				33	A	Texas	7	1	54	H	Mi chi gan	3	2	111	H	Southern Cal i forni a	5	1					
				33	A	Texas	6	8	54	H	Mi chi gan	7	4	111	H	Southern Cal i forni a	11	1					
				38	A	Ari zona	7	2	63	H	Cal St. Full erton	6	5	111	H	Southern Cal i forni a	18	0					
				38	A	Ari zona	8	2	63	H	Cal St. Full erton	5	3	138	H	Ari zona St.	3	1					
				38	A	Ari zona	8	7	63	H	Cal St. Full erton	5	1	138	H	Ari zona St.	11	6					
									67	H	Gonzaga	4	3	138	H	Ari zona St.	10	3					
														199	A	UC Davi s	3	2					
														199	H	UC Davi s	7	2					
														228	A	Santa Clara	16	8					
LAST 10 GAMES																							
				38	A	Ari zona	7	2	138	H	Ari zona St.	3	1										
				38	A	Ari zona	8	7	199	H	UC Davi s	7	2										
				38	A	Ari zona	8	2	30	A	UCLA	2	7										
				138	H	Ari zona St.	10	3	30	A	UCLA	13	11										
				138	H	Ari zona St.	11	6	30	A	UCLA	4	8										

Non-Div. I Games:

Stanford

Average RPI Win: 77		WON-LOST	WINNING	LAST 10	STRENGTH OF		OPP. STRENGTH	TEAM	ADJ	CONF.	ADJ CONF.
Average RPI Loss: 42		RECORD	PCT. RANK	GAMES	SCHEDULE		OF SCHEDULE	RPI	RPI	RPI	RPI
DIV. I ONLY		34-8-0	.80952	4	7-3-0		8	2	2	.63832	2
DIV. I NON-CONF.		20-4-0	.83333	14	1-1-0		62	3	6	.61317	6
TOTALS		RPI 1-25	RPI 26-50		W-L RECORDS		RPI 51-100		RPI 101-150		RPI 150+
34-8-0		12-3-0	4-2-0		OVERALL		9-3-0		2-0-0		7-0-0
23-3-0		8-2-0	4-1-0		HOME		3-0-0		1-0-0		7-0-0
10-5-0		3-1-0	0-1-0		AWAY		6-3-0		1-0-0		0-0-0
1-0-0		1-0-0	0-0-0		NEUTRAL		0-0-0		0-0-0		0-0-0
20-4-0		5-1-0	1-2-0		NON-CONFERENCE		5-1-0		2-0-0		7-0-0
15-2-0		3-1-0	1-1-0		HOME		3-0-0		1-0-0		7-0-0
4-2-0		1-0-0	0-0-		AWAY		2-1-0		1-0-0		0-0-0
1-0-0		1-0-0	0-0-0		NEUTRAL		0-0-0		0-0-0		0-0-0
14-4-0		7-2-0	3-0-0		CONFERENCE		4-2-0		0-0-0		0-0-0
8-1-0		5-1-0	3-0-0		HOME		0-0-0		0-0-0		0-0-0
6-3-0		2-1-0	0-0-0		AWAY		4-2-0		0-0-0		0-0-0
0-0-0		0-0-0	0-0-0		NEUTRAL		0-0-0		0-0-0		0-0-0
RPI S	Opponent	Score	RPI S	Opponent	Score	RPI S	Opponent	Score	RPI S	Opponent	Score
8 H	Arkansas	17 2	31 H	Missouri	7 2	60 A	South Carolina	3 2	134 A	North Florida	4 0
8 H	Arkansas	5 4	31 H	Missouri	3 1	60 A	South Carolina	7 3	134 H	North Florida	8 3
8 H	Arkansas	3 6	31 H	Missouri	10 2	60 A	South Carolina	7 15	156 H	Bethune-Cookman	7 4
11 A	Florida St.	6 3	44 H	FGCU	8 4	66 A	Miami (FL)	7 3	201 H	Stony Brook	3 1
11 H	Florida St.	12 6	47 A	UCF	7 9	66 A	Miami (FL)	0 2	201 H	Stony Brook	12 5
11 N	Florida St.	1 0	47 H	UCF	2 4	66 A	Miami (FL)	8 2	201 H	Stony Brook	8 0
14 H	Fla. Atlantic	6 1				71 A	Tennessee	22 6	208 H	Siena	10 2
16 H	Jacksonville	4 8				71 A	Tennessee	4 6	208 H	Siena	19 2
16 H	Jacksonville	10 3				71 A	Tennessee	6 4	208 H	Siena	7 1
18 A	Kentucky	9 4				89 H	Rhode Island	3 2			
18 A	Kentucky	2 3				89 H	Rhode Island	9 0			
18 A	Kentucky	11 2				89 H	Rhode Island	9 2			
23 H	Vanderbilt	8 4									
23 H	Vanderbilt	10 2									
23 H	Vanderbilt	8 2									
			LAST 10 GAMES			31 H	Missouri	7 2			
			18 A	Kentucky	2 3	31 H	Missouri	3 1			
			18 A	Kentucky	9 4	11 A	Florida St.	6 3			
			18 A	Kentucky	11 2	71 A	Tennessee	6 4			
			16 H	Jacksonville	4 8	71 A	Tennessee	4 6			
			31 H	Missouri	10 2						

Non-Div. I Games:

Florida

Average RPI Win:	88	WON-LOST RECORD	WINNING PCT. RANK	LAST 10 GAMES	STRENGTH OF SCHEDULE	OPP. STRENGTH OF SCHEDULE	TEAM RPI	ADJ RPI	CONF. RPI	ADJ CONF. RPI						
DIV. I ONLY		32-9-0	.78049	7	7-3-0	27	4	3	.62475	3	2	2				
DIV. I NON-CONF.		22-4-0	.84615	11	1-1-0	14	9	1	.65177	1	2	2				
<hr/>																
TOTALS	RPI 1-25	RPI 26-50		W-L RECORDS		RPI 51-100		RPI 101-150		RPI 150+						
32-9-0	5-2-0	10-6-0		OVERALL		3-0-0		7-1-0		7-0-0						
21-2-0	4-0-0	8-2-0		HOME		0-0-0		4-0-0		5-0-0						
10-7-0	1-2-0	2-4-0		AWAY		3-0-0		2-1-0		2-0-0						
1-0-0	0-0-0	0-0-0		NEUTRAL		0-0-0		1-0-0		0-0-0						
22-4-0	5-2-0	5-2-0		NON-CONFERENCE		3-0-0		2-0-0		7-0-0						
14-0-0	4-0-0	4-0-0		HOME		0-0-0		1-0-0		5-0-0						
7-4-0	1-2-0	1-0-		AWAY		3-0-0		0-0-0		2-0-0						
1-0-0	0-0-0	0-0-0		NEUTRAL		0-0-0		1-0-0		0-0-0						
10-5-0	0-0-0	5-4-0		CONFERENCE		0-0-0		5-1-0		0-0-0						
7-2-0	0-0-0	4-2-0		HOME		0-0-0		3-0-0		0-0-0						
3-3-0	0-0-0	1-2-0		AWAY		0-0-0		2-1-0		0-0-0						
0-0-0	0-0-0	0-0-0		NEUTRAL		0-0-0		0-0-0		0-0-0						
RPI	S	Opponent	Score		RPI	S	Opponent	Score		RPI	S	Opponent	Score			
18	A	Kentucky	5	3	28	H	Oklahoma	5	4	73	A	UTSA	5	0		
18	A	Kentucky	6	11	28	H	Oklahoma	12	6	73	A	UTSA	10	6		
18	A	Kentucky	7	10	28	H	Oklahoma	5	12	73	A	UTSA	3	0		
19	H	Northeastern	12	3	29	H	South Ala.	9	7			102	A	Kansas	3	17
19	H	Northeastern	13	2	29	H	South Ala.	14	2			102	A	Kansas	10	0
19	H	Northeastern	9	4	29	H	South Ala.	8	1			102	A	Kansas	15	6
19	H	Northeastern	22	3	29	H	South Ala.	5	2			120	H	New Mexico St.	12	0
					32	H	West Virginia	8	5			120	N	New Mexico St.	2	1
					32	H	West Virginia	4	1			121	H	Kansas St.	9	6
					32	H	West Virginia	0	1			121	H	Kansas St.	26	6
					41	A	DBU	5	6			121	H	Kansas St.	21	4
					42	A	Louisville	8	4			153	A	New Mexico	20	9
					42	A	Louisville	4	7			153	H	New Mexico	7	2
					50	A	Baylor	0	2			211	H	Maine	12	1
					50	A	Baylor	11	4			211	H	Maine	12	5
					50	A	Baylor	2	12			211	H	Maine	4	2
												211	H	Maine	21	6
												222	A	UTRGV	3	1
<hr/>																
LAST 10 GAMES																
					28	H	Oklahoma	5	12	121	H	Kansas St.	26	6		
					28	H	Oklahoma	12	6	121	H	Kansas St.	21	4		
					28	H	Oklahoma	5	4	41	A	DBU	5	6		
					153	A	New Mexico	20	9	102	A	Kansas	3	17		
					121	H	Kansas St.	9	6	102	A	Kansas	10	0		

Non-Div. I Games:

Texas Tech

Average RPI Win:		104	WON-LOST RECORD		WINNING PCT. RANK		LAST 10 GAMES		STRENGTH OF SCHEDULE		OPP. STRENGTH OF SCHEDULE		TEAM RPI		ADJ RPI		CONF. RPI		ADJ CONF. RPI					
DIV. I ONLY			29-6-0		.82857		3		8-2-0		102		13		4		.6066		4		5		5	
DIV. I NON-CONF.			19-1-0		.95		2		4-0-0		94		20		4		.63172		4		5		5	
TOTALS		RPI 1-25		RPI 26-50		W-L RECORDS		RPI 51-100		RPI 101-150		RPI 150+												
29-6-0		0-0-0		3-2-0		OVERALL		15-2-0		2-0-0		9-2-0												
14-2-0		0-0-0		0-0-0		HOME		9-2-0		0-0-0		5-0-0												
7-4-0		0-0-0		1-2-0		AWAY		5-0-0		0-0-0		1-2-0												
8-0-0		0-0-0		2-0-0		NEUTRAL		1-0-0		2-0-0		3-0-0												
19-1-0		0-0-0		2-0-0		NON-CONFERENCE		7-1-0		2-0-0		8-0-0												
9-1-0		0-0-0		0-0-0		HOME		4-1-0		0-0-0		5-0-0												
2-0-0		0-0-0		0-0-		AWAY		2-0-0		0-0-0		0-0-0												
8-0-0		0-0-0		2-0-0		NEUTRAL		1-0-0		2-0-0		3-0-0												
10-5-0		0-0-0		1-2-0		CONFERENCE		8-1-0		0-0-0		1-2-0												
5-1-0		0-0-0		0-0-0		HOME		5-1-0		0-0-0		0-0-0												
5-4-0		0-0-0		1-2-0		AWAY		3-0-0		0-0-0		1-2-0												
0-0-0		0-0-0		0-0-0		NEUTRAL		0-0-0		0-0-0		0-0-0												
RPI	S	Opponent		Score		RPI	S	Opponent		Score		RPI	S	Opponent		Score								
				38	A	Ari zona		6	2	52	H	Nevada	3	2	118	N	Nebraska	9	1					
				38	A	Ari zona		4	15	52	H	Nevada	8	7	118	N	Nebraska	10	3					
				38	A	Ari zona		5	6	53	H	Oregon	2	1	153	N	New Mexi co	15	3					
				39	N	Ohio St.		6	1	53	H	Oregon	12	5	153	N	New Mexi co	5	2					
				39	N	Ohio St.		10	8	53	H	Oregon	5	2	180	N	Cal Poly	16	7					
										63	H	Cal St. Fullerton	5	4	190	H	Portland	6	3					
										63	H	Cal St. Fullerton	6	4	191	H	Hartford	5	0					
										63	H	Cal St. Fullerton	3	5	191	H	Hartford	5	0					
										64	H	Washington	16	1	191	H	Hartford	3	2					
										64	H	Washington	4	8	191	H	Hartford	5	4					
										64	H	Washington	5	2	218	A	Utah	7	8					
										65	A	Missouri St.	10	2	218	A	Utah	9	5					
										65	A	Missouri St.	17	6	218	A	Utah	8	11					
										67	N	Gonzaga	4	3										
										98	A	Cal i forn i a	4	3										
										98	A	Cal i forn i a	6	4										
										98	A	Cal i forn i a	10	4										
LAST 10 GAMES																								
				53	H	Oregon		12	5	38	A	Ari zona	5	6										
				53	H	Oregon		2	1	38	A	Ari zona	4	15										
				53	H	Oregon		5	2	38	A	Ari zona	6	2										
				65	A	Missouri St.		17	6	52	H	Nevada	8	7										
				65	A	Missouri St.		10	2	52	H	Nevada	3	2										

Non-Div. I Games:

Oregon St.

Average RPI Win:		110	WON-LOST RECORD		WINNING PCT. RANK		LAST 10 GAMES		STRENGTH OF SCHEDULE		OPP. STRENGTH OF SCHEDULE		TEAM RPI		ADJ RPI		CONF. RPI		ADJ CONF. RPI				
DIV. I ONLY			32-9-0		.78049		7		67		5		5		.60524		5		1				
DIV. I NON-CONF.			22-1-0		.95652		1		222		41		9		.60717		9		1				
TOTALS		RPI 1-25		RPI 26-50		W-L RECORDS		RPI 51-100		RPI 101-150		RPI 150+											
32-9-0		7-5-0		3-2-0		OVERALL		6-1-0		5-1-0		11-0-0											
22-3-0		4-2-0		1-0-0		HOME		4-1-0		3-0-0		10-0-0											
9-6-0		3-3-0		1-2-0		AWAY		2-0-0		2-1-0		1-0-0											
1-0-0		0-0-0		1-0-0		NEUTRAL		0-0-0		0-0-0		0-0-0											
22-1-0		0-0-0		2-0-0		NON-CONFERENCE		4-0-0		5-1-0		11-0-0											
16-0-0		0-0-0		1-0-0		HOME		2-0-0		3-0-0		10-0-0											
5-1-0		0-0-0		0-0-		AWAY		2-0-0		2-1-0		1-0-0											
1-0-0		0-0-0		1-0-0		NEUTRAL		0-0-0		0-0-0		0-0-0											
10-8-0		7-5-0		1-2-0		CONFERENCE		2-1-0		0-0-0		0-0-0											
6-3-0		4-2-0		0-0-0		HOME		2-1-0		0-0-0		0-0-0											
4-5-0		3-3-0		1-2-0		AWAY		0-0-0		0-0-0		0-0-0											
0-0-0		0-0-0		0-0-0		NEUTRAL		0-0-0		0-0-0		0-0-0											
RPI	S	Opponent		Score		RPI	S	Opponent		Score		RPI	S	Opponent		Score		RPI	S	Opponent		Score	
7	H	Georgia		2	3	35	H	Southern Miss.		7	6	55	H	Little Rock		10	2	103	H	Tulane		5	4
7	H	Georgia		8	4	35	N	Southern Miss.		11	3	71	H	Tennessee		6	8	103	H	Tulane		9	1
7	H	Georgia		5	2	46	A	Mississippi St.		5	7	71	H	Tennessee		7	1	103	H	Tulane		6	3
8	H	Arkansas		5	4	46	A	Mississippi St.		3	13	71	H	Tennessee		5	0	132	A	Long Beach St.		4	3
8	H	Arkansas		4	6	46	A	Mississippi St.		6	1	75	A	Georgia St.		5	3	132	A	Long Beach St.		3	4
8	H	Arkansas		11	10							75	A	Georgia St.		16	2	132	A	Long Beach St.		12	1
15	A	Texas A&M		6	7							79	H	Austin Peay		11	4	185	H	New Orleans		9	4
15	A	Texas A&M		5	4													193	H	Winthrop		3	1
15	A	Texas A&M		7	6													193	H	Winthrop		7	3
23	A	Vanderbilt		11	3													193	H	Winthrop		8	1
23	A	Vanderbilt		7	8													210	H	Arkansas St.		10	3
23	A	Vanderbilt		7	8													212	A	Memphis		12	0
																		212	H	Memphis		8	6
																		227	H	Eastern Ill.		4	0
																		227	H	Eastern Ill.		7	2
																		227	H	Eastern Ill.		7	3
																		256	H	Murray St.		7	6
LAST 10 GAMES																							
						7	H	Georgia		5	2	23	A	Vanderbilt		7	8						
						7	H	Georgia		8	4	23	A	Vanderbilt		11	3						
						7	H	Georgia		2	3	35	N	Southern Miss.		11	3						
						210	H	Arkansas St.		10	3	46	A	Mississippi St.		5	7						
						23	A	Vanderbilt		7	8	46	A	Mississippi St.		6	1						

Non-Div. I Games:

Ole Miss

Average RPI Win: 81		WON-LOST RECORD		WINNING PCT. RANK		LAST 10 GAMES		STRENGTH OF SCHEDULE		OPP. STRENGTH OF SCHEDULE		TEAM RPI		ADJ RPI		CONF. RPI		ADJ CONF. RPI	
DIV. I ONLY		27-13-0		.675 40		7-3-0		3		8		6		.60425 6		3		3	
DIV. I NON-CONF.		12-6-0		.66667 51		1-0-0		5		35		12		.60039 12		3		3	
TOTALS		RPI 1-25		RPI 26-50		W-L RECORDS		RPI 51-100		RPI 101-150		RPI 150+							
27-13-0		4-6-0		4-3-0		OVERALL		14-2-0		3-2-0		2-0-0							
17-6-0		1-3-0		3-1-0		HOME		9-0-0		2-2-0		2-0-0							
8-6-0		2-2-0		1-2-0		AWAY		4-2-0		1-0-0		0-0-0							
2-1-0		1-1-0		0-0-0		NEUTRAL		1-0-0		0-0-0		0-0-0							
12-6-0		3-3-0		0-1-0		NON-CONFERENCE		4-0-0		3-2-0		2-0-0							
7-4-0		0-1-0		0-1-0		HOME		3-0-0		2-2-0		2-0-0							
3-2-0		2-2-0		0-0-		AWAY		0-0-0		1-0-0		0-0-0							
2-0-0		1-0-0		0-0-0		NEUTRAL		1-0-0		0-0-0		0-0-0							
15-7-0		1-3-0		4-2-0		CONFERENCE		10-2-0		0-0-0		0-0-0							
10-2-0		1-2-0		3-0-0		HOME		6-0-0		0-0-0		0-0-0							
5-4-0		0-0-0		1-2-0		AWAY		4-2-0		0-0-0		0-0-0							
0-1-0		0-1-0		0-0-0		NEUTRAL		0-0-0		0-0-0		0-0-0							
RPI	S	Opponent		Score		RPI	S	Opponent		Score		RPI	S	Opponent		Score			
9	N	NC State		3 8		42	A	Louisville		10 3		101	H	UNCW		4 5			
10	A	East Carolina		1 2		42	A	Louisville		4 6		108	A	Charlotte		14 2			
10	H	East Carolina		0 12		42	A	Louisville		4 5		124	H	Maryland		13 1			
10	N	East Carolina		5 4		43	H	Georgia Tech		10 3		128	H	High Point		10 0			
11	H	Florida St.		16 8		43	H	Georgia Tech		9 8		139	H	Gardner-Webb		0 1			
11	H	Florida St.		3 6		43	H	Georgia Tech		9 3		196	H	Appalachian St.		4 1			
11	H	Florida St.		4 9		48	H	St. John's (NY)		2 5		230	H	N.C. A&T		1 0			
21	A	South Fla.		12 5															
21	A	South Fla.		3 4															
21	A	South Fla.		9 8															
								</											

Non-Div. I Games:

North Carolina

Average RPI Win: 89		WON-LOST RECORD		WINNING PCT. RANK		LAST 10 GAMES		STRENGTH OF SCHEDULE		OPP. STRENGTH OF SCHEDULE		TEAM RPI		ADJ RPI		CONF. RPI		ADJ CONF. RPI	
DIV. I ONLY		27-13-0		.675 40		4-6-0		10		6		7		.60124 7		1		1	
DIV. I NON-CONF.		17-5-0		.77273 21		2-0-0		82		33		15		.59484 15		1		1	
TOTALS		RPI 1-25		RPI 26-50		W-L RECORDS		RPI 51-100		RPI 101-150		RPI 150+							
27-13-0		7-7-0		1-0-0		OVERALL		11-5-0		3-0-0		5-1-0							
19-4-0		4-3-0		1-0-0		HOME		7-1-0		3-0-0		4-0-0							
7-9-0		2-4-0		0-0-0		AWAY		4-4-0		0-0-0		1-1-0							
1-0-0		1-0-0		0-0-0		NEUTRAL		0-0-0		0-0-0		0-0-0							
17-5-0		2-0-0		1-0-0		NON-CONFERENCE		6-4-0		3-0-0		5-1-0							
13-1-0		1-0-0		1-0-0		HOME		4-1-0		3-0-0		4-0-0							
3-4-0		0-0-0		0-0-		AWAY		2-3-0		0-0-0		1-1-0							
1-0-0		1-0-0		0-0-0		NEUTRAL		0-0-0		0-0-0		0-0-0							
10-8-0		5-7-0		0-0-0		CONFERENCE		5-1-0		0-0-0		0-0-0							
6-3-0		3-3-0		0-0-0		HOME		3-0-0		0-0-0		0-0-0							
4-5-0		2-4-0		0-0-0		AWAY		2-1-0		0-0-0		0-0-0							
0-0-0		0-0-0		0-0-0		NEUTRAL		0-0-0		0-0-0		0-0-0							
RPI	S	Opponent		Score		RPI	S	Opponent		Score		RPI	S	Opponent		Score			
5	A	Ole Miss		4 8		43	H	Georgi a Tech		4 0		60	H	South Carolina		12 3			
5	A	Ole Miss		3 2								60	H	South Carolina		7 5			
5	A	Ole Miss		2 5								60	H	South Carolina		3 0			
15	H	Texas A&M		11 5								61	A	Col . of Charleston		4 6			
15	H	Texas A&M		3 0								61	A	Col . of Charleston		0 6			
15	H	Texas A&M		0 5								61	A	Col . of Charleston		2 5			
17	H	Cl emson		6 1								69	A	Al abama		6 5			
17	N	Cl emson		6 3								69	A	Al abama		6 5			
18	H	Kentucky		9 7								69	A	Al abama		9 10			
18	H	Kentucky		0 1								75	A	Georgi a St.		12 2			
18	H	Kentucky		4 6								87	A	Kennesaw St.		14 4			
23	A	Vanderbil t		3 8								87	H	Kennesaw St.		15 3			
23	A	Vanderbil t		3 5								95	H	Ga. Southern		3 8			
23	A	Vanderbil t		3 2								95	H	Ga. Southern		4 3			
												95	H	Ga. Southern		22 9			
												96	H	Wofford		5 0			
LAST 10 GAMES																			
		5 A Ole Miss		2 5				18 H Kentucky		9 7									
		5 A Ole Miss		4 8				18 H Kentucky		4 6									
		5 A Ole Miss		3 2				17 N Cl emson		6 3									
		17 H Cl emson		6 1				23 A Vanderbil t		3 8									
		18 H Kentucky		0 1				23 A Vanderbil t		3 5									

Non-Div. I Games:

Georgia

Average RPI Win:		102	WON-LOST RECORD		WINNING PCT. RANK		LAST 10 GAMES		STRENGTH OF SCHEDULE		OPP. STRENGTH OF SCHEDULE		TEAM RPI		ADJ RPI		CONF. RPI		ADJ CONF. RPI					
DIV. I ONLY			28-13-0		.68293		33		6-4-0		6		32		8		.60006		8		1		1	
DIV. I NON-CONF.			18-5-0		.78261		19		2-0-0		109		158		28		.57246		28		1		1	
TOTALS		RPI 1-25		RPI 26-50				W-L RECORDS				RPI 51-100				RPI 101-150				RPI 150+				
28-13-0		8-4-0		3-3-0				OVERALL				6-2-0				2-3-0				9-1-0				
23-3-0		6-0-0		2-0-0				HOME				5-2-0				2-1-0				8-0-0				
4-9-0		2-4-0		0-3-0				AWAY				1-0-0				0-2-0				1-0-0				
1-1-0		0-0-0		1-0-0				NEUTRAL				0-0-0				0-0-0				0-1-0				
18-5-0		0-0-0		3-0-0				NON-CONFERENCE				4-1-0				2-3-0				9-1-0				
15-2-0		0-0-0		2-0-0				HOME				3-1-0				2-1-0				8-0-0				
2-2-0		0-0-0		0-0-				AWAY				1-0-0				0-2-0				1-0-0				
1-1-0		0-0-0		1-0-0				NEUTRAL				0-0-0				0-0-0				0-1-0				
10-8-0		8-4-0		0-3-0				CONFERENCE				2-1-0				0-0-0				0-0-0				
8-1-0		6-0-0		0-0-0				HOME				2-1-0				0-0-0				0-0-0				
2-7-0		2-4-0		0-3-0				AWAY				0-0-0				0-0-0				0-0-0				
0-0-0		0-0-0		0-0-0				NEUTRAL				0-0-0				0-0-0				0-0-0				
RPI	S	Opponent		Score		RPI	S	Opponent		Score		RPI	S	Opponent		Score		RPI	S	Opponent		Score		
2	A	Florida		4	5	33	H	Texas		7	5	59	A	San Diego St.		5	2	108	A	Charlotte		3	6	
2	A	Florida		2	17	33	H	Texas		13	4	60	H	South Carolina		3	0	110	A	San Diego		6	7	
2	A	Florida		6	3	38	N	Arizona		1	0	60	H	South Carolina		2	0	111	H	Southern Cal i forni a		7	6	
5	A	Ole Miss		4	5	46	A	Mi ssi ssi ppi St.		5	7	60	H	South Carolina		2	3	111	H	Southern Cal i forni a		1	3	
5	A	Ole Miss		10	11	46	A	Mi ssi ssi ppi St.		5	6	65	H	Mi ssouri St.		11	7	111	H	Southern Cal i forni a		4	0	
5	A	Ole Miss		6	4	46	A	Mi ssi ssi ppi St.		3	5	84	H	Kent St.		4	10	180	N	Cal Poly		3	4	
12	H	Auburn		5	4							84	H	Kent St.		7	2	195	H	La. -Monroe		4	0	
12	H	Auburn		13	2							84	H	Kent St.		11	4	195	H	La. -Monroe		10	9	
12	H	Auburn		2	1													212	A	Memphi s		8	7	
18	H	Kentucky		16	9													216	H	Bucknel l		3	1	
18	H	Kentucky		9	4													216	H	Bucknel l		32	4	
18	H	Kentucky		14	2													216	H	Bucknel l		14	2	
																		252	H	Dayton		18	1	
																		252	H	Dayton		11	0	
																		279	H	Grambling		7	6	
LAST 10 GAMES																								
46 A Mi ssi ssi ppi St.						5	7	60 H South Carolina						2	0									
46 A Mi ssi ssi ppi St.						3	5	60 H South Carolina						2	3									
46 A Mi ssi ssi ppi St.						5	6	279 H Grambling						7	6									
65 H Mi ssouri St.						11	7	12 H Auburn						5	4									
60 H South Carolina						3	0	12 H Auburn						13	2									

Non-Div. I Games:

Arkansas

Average RPI Win:		106	WON-LOST RECORD		WINNING PCT. RANK		LAST 10 GAMES		STRENGTH OF SCHEDULE		OPP. STRENGTH OF SCHEDULE		TEAM RPI		ADJ RPI		CONF. RPI		ADJ CONF. RPI				
DIV. I ONLY			31-8-0		.79487 5		8-2-0		71		22		9		.59956 9		3		3				
DIV. I NON-CONF.			15-2-0		.88235 6		1-0-0		156		73		18		.58461 18		3		3				
TOTALS		RPI 1-25		RPI 26-50		W-L RECORDS		RPI 51-100		RPI 101-150		RPI 150+											
31-8-0		6-1-0		4-2-0		OVERALL		8-2-0		6-1-0		7-2-0											
19-5-0		0-0-0		2-1-0		HOME		8-2-0		2-0-0		7-2-0											
11-3-0		5-1-0		2-1-0		AWAY		0-0-0		4-1-0		0-0-0											
1-0-0		1-0-0		0-0-0		NEUTRAL		0-0-0		0-0-0		0-0-0											
15-2-0		0-0-0		0-0-0		NON-CONFERENCE		6-1-0		4-0-0		5-1-0											
13-2-0		0-0-0		0-0-0		HOME		6-1-0		2-0-0		5-1-0											
2-0-0		0-0-0		0-0-		AWAY		0-0-0		2-0-0		0-0-0											
0-0-0		0-0-0		0-0-0		NEUTRAL		0-0-0		0-0-0		0-0-0											
16-6-0		6-1-0		4-2-0		CONFERENCE		2-1-0		2-1-0		2-1-0											
6-3-0		0-0-0		2-1-0		HOME		2-1-0		0-0-0		2-1-0											
9-3-0		5-1-0		2-1-0		AWAY		0-0-0		2-1-0		0-0-0											
1-0-0		1-0-0		0-0-0		NEUTRAL		0-0-0		0-0-0		0-0-0											
RPI	S	Opponent		Score		RPI	S	Opponent		Score		RPI	S	Opponent		Score							
6	N	North Carolina		8 3		42	A	Louisville		9 6		62	H	Seton Hall		3 1		101	A	UNCW		8 3	
17	A	Clemson		6 1		42	A	Louisville		2 8		62	H	Seton Hall		6 8		108	H	Charlotte		9 6	
17	A	Clemson		5 4		42	A	Louisville		10 3		62	H	Seton Hall		8 4		137	A	Campbell		4 1	
17	A	Clemson		4 0		43	H	Georgia Tech		5 2		78	H	Air Force		15 5		137	H	Campbell		21 4	
22	A	Duke		2 11		43	H	Georgia Tech		4 13		94	H	Furman		9 0		142	A	Virginia Tech		1 0	
22	A	Duke		9 2		43	H	Georgia Tech		9 6		94	H	Furman		10 0		142	A	Virginia Tech		14 2	
22	A	Duke		2 1								94	H	Furman		9 2		142	A	Virginia Tech		2 10	
												97	H	Notre Dame		8 12		164	H	Canisius		2 3	
												97	H	Notre Dame		12 2		175	H	Boston College		13 7	
												97	H	Notre Dame		13 5		175	H	Boston College		3 11	
																		175	H	Boston College		2 1	
																		226	H	George Mason		3 2	
																		230	H	N. C. A&T		9 7	
																		248	H	UNC Asheville		15 11	
																		248	H	UNC Asheville		6 2	
																		259	H	Bowling Green		11 1	
						LAST 10 GAMES																	
						22	A	Duke		2 11		97	H	Notre Dame		12 2							
						22	A	Duke		2 1		97	H	Notre Dame		8 12							
						22	A	Duke		9 2		101	A	UNCW		8 3							
						6	N	North Carolina		8 3		42	A	Louisville		10 3							
						97	H	Notre Dame		13 5		42	A	Louisville		9 6							

Non-Div. I Games:

NC State

Average RPI Win:		89	WON-LOST		WINNING		LAST 10		STRENGTH OF		OPP. STRENGTH		TEAM	ADJ		CONF.	ADJ CONF.	
Average RPI Loss:		38	RECORD		PCT. RANK		GAMES		SCHEDULE		OF SCHEDULE		RPI	RPI		RPI	RPI	
DIV. I ONLY			29-12-0		.70732		22		5-5-0		30		1		11		.59745	
DIV. I NON-CONF.			18-3-0		.85714		9		2-1-0		10		2		3		.64174	
TOTALS		RPI 1-25		RPI 26-50		W-L RECORDS		RPI 51-100		RPI 101-150		RPI 150+						
29-12-0		5-6-0		10-3-0		OVERALL		3-3-0		5-0-0		6-0-0						
21-5-0		2-3-0		9-1-0		HOME		2-1-0		5-0-0		3-0-0						
8-6-0		3-2-0		1-2-0		AWAY		1-2-0		0-0-0		3-0-0						
0-1-0		0-1-0		0-0-0		NEUTRAL		0-0-0		0-0-0		0-0-0						
18-3-0		3-3-0		7-0-0		NON-CONFERENCE		0-0-0		5-0-0		3-0-0						
17-1-0		2-1-0		7-0-0		HOME		0-0-0		5-0-0		3-0-0						
1-1-0		1-1-0		0-0-		AWAY		0-0-0		0-0-0		0-0-0						
0-1-0		0-1-0		0-0-0		NEUTRAL		0-0-0		0-0-0		0-0-0						
11-9-0		2-3-0		3-3-0		CONFERENCE		3-3-0		0-0-0		3-0-0						
4-4-0		0-2-0		2-1-0		HOME		2-1-0		0-0-0		0-0-0						
7-5-0		2-1-0		1-2-0		AWAY		1-2-0		0-0-0		3-0-0						
0-0-0		0-0-0		0-0-0		NEUTRAL		0-0-0		0-0-0		0-0-0						
RPI	S	Opponent		Score		RPI	S	Opponent		Score		RPI	S	Opponent		Score		
2	A	Florida		6	12	27	H	Stetson		4	0	90	A	Wake Forest		7	3	
2	H	Florida		3	6	27	H	Stetson		18	10	90	A	Wake Forest		3	4	
2	N	Florida		0	1	37	H	Troy		7	3	90	A	Wake Forest		1	8	
6	A	North Carolina		6	3	37	H	Troy		6	5	97	H	Notre Dame		7	8	
6	A	North Carolina		8	16	37	H	Troy		9	4	97	H	Notre Dame		6	4	
6	A	North Carolina		9	4	42	H	Louisville		9	4	97	H	Notre Dame		7	5	
16	A	Jacksonville		4	0	42	H	Louisville		8	7							
16	H	Jacksonville		6	2	42	H	Louisville		1	6							
21	H	South Fla.		5	2	43	A	Georgi a Tech		10	2							
22	H	Duke		1	7	43	A	Georgi a Tech		1	2							
22	H	Duke		5	6	43	A	Georgi a Tech		3	16							
						47	H	UCF		6	4							
						47	H	UCF		13	3							
						LAST 10 GAMES												
						175	A	Boston College		6	1	22	H	Duke		5	6	
						175	A	Boston College		13	7	22	H	Duke		1	7	
						175	A	Boston College		13	12	2	H	Fl ori da		3	6	
						27	H	Stetson		18	10	43	A	Georgi a Tech		3	16	
						27	H	Stetson		4	0	43	A	Georgi a Tech		1	2	

Non-Div. I Games:

Florida St.

Average RPI Win:		106	WON-LOST		WINNING		LAST 10		STRENGTH OF		OPP. STRENGTH		TEAM	ADJ		CONF.	ADJ CONF.	
Average RPI Loss:		27	RECORD		PCT. RANK		GAMES		SCHEDULE		OF SCHEDULE		RPI	RPI		RPI	RPI	
DIV. I ONLY			29-12-0		.70732		22		6-4-0		16		16		12		.59724	
DIV. I NON-CONF.			19-3-0		.86364		7		1-1-0		90		90		10		.60623	
TOTALS		RPI 1-25		RPI 26-50		W-L RECORDS		RPI 51-100		RPI 101-150		RPI 150+						
29-12-0		5-7-0		6-4-0		OVERALL		8-1-0		3-0-0		7-0-0						
22-5-0		4-2-0		5-3-0		HOME		4-0-0		3-0-0		6-0-0						
6-7-0		1-5-0		1-1-0		AWAY		3-1-0		0-0-0		1-0-0						
1-0-0		0-0-0		0-0-0		NEUTRAL		1-0-0		0-0-0		0-0-0						
19-3-0		2-1-0		3-1-0		NON-CONFERENCE		4-1-0		3-0-0		7-0-0						
17-1-0		2-1-0		2-0-0		HOME		4-0-0		3-0-0		6-0-0						
2-2-0		0-0-0		1-0-		AWAY		0-1-0		0-0-0		1-0-0						
0-0-0		0-0-0		0-0-0		NEUTRAL		0-0-0		0-0-0		0-0-0						
10-9-0		3-6-0		3-3-0		CONFERENCE		4-0-0		0-0-0		0-0-0						
5-4-0		2-1-0		3-3-0		HOME		0-0-0		0-0-0		0-0-0						
4-5-0		1-5-0		0-0-0		AWAY		3-0-0		0-0-0		0-0-0						
1-0-0		0-0-0		0-0-0		NEUTRAL		1-0-0		0-0-0		0-0-0						
RPI	S	Opponent		Score		RPI	S	Opponent		Score		RPI	S	Opponent		Score		
8	A	Arkansas		1	2	29	A	South Ala.		7	6	69	A	Al abama		5	0	
8	A	Arkansas		2	13	31	H	Mi ssouri		5	2	69	A	Al abama		19	5	
8	A	Arkansas		4	5	31	H	Mi ssouri		0	5	69	A	Al abama		20	5	
15	H	Texas A&M		11	5	31	H	Mi ssouri		1	2	69	N	Al abama		5	2	
15	H	Texas A&M		4	1	37	H	Troy		6	5	75	H	Georgi a St.		3	2	
15	H	Texas A&M		1	5	43	A	Georgi a Tech		4	6	81	A	Samford		3	12	
18	A	Kentucky		4	5	43	H	Georgi a Tech		12	7	93	H	Bryant		13	4	
18	A	Kentucky		3	13	46	H	Mi ssi ssi ppi St.		7	5	93	H	Bryant		15	7	
18	A	Kentucky		4	3	46	H	Mi ssi ssi ppi St.		2	1	93	H	Bryant		3	1	
19	H	Northeastern		1	2	46	H	Mi ssi ssi ppi St.		2	7							
19	H	Northeastern		6	0													
19	H	Northeastern		14	8													
						LAST 10 GAMES												
						69 A Al abama						46 H Mi ssi ssi ppi St.						
						69 A Al abama						46 H Mi ssi ssi ppi St.						
						69 A Al abama						81 A Samford						
						198 H UAB						8 A Arkansas						
						46 H Mi ssi ssi ppi St.						8 A Arkansas						

Non-Div. I Games:

Auburn

UConn

Average RPI Win: 119		WON-LOST RECORD		WINNING PCT. RANK		LAST 10 GAMES		STRENGTH OF SCHEDULE		OPP. STRENGTH OF SCHEDULE		TEAM RPI		ADJ RPI		CONF. RPI		ADJ CONF. RPI	
DIV. I ONLY		22-12-1		.64286 57		7-2-1		48		88		13		.59479 13		4		4	
DIV. I NON-CONF.		15-7-1		.67391 50		1-0-1		118		145		23		.58014 23		4		4	
TOTALS		RPI 1-25		RPI 26-50		W-L RECORDS		RPI 51-100		RPI 101-150		RPI 150+							
22-12-1		4-3-0		5-2-0		OVERALL		1-1-1		3-3-0		9-3-0							
4-1-1		0-0-0		2-1-0		HOME		0-0-1		0-0-0		2-0-0							
18-11-0		4-3-0		3-1-0		AWAY		1-1-0		3-3-0		7-3-0							
0-0-0		0-0-0		0-0-0		NEUTRAL		0-0-0		0-0-0		0-0-0							
15-7-1		1-0-0		3-1-0		NON-CONFERENCE		1-1-1		3-3-0		7-2-0							
2-0-1		0-0-0		0-0-0		HOME		0-0-1		0-0-0		2-0-0							
13-7-0		1-0-0		3-0-		AWAY		1-1-0		3-3-0		5-2-0							
0-0-0		0-0-0		0-0-0		NEUTRAL		0-0-0		0-0-0		0-0-0							
7-5-0		3-3-0		2-1-0		CONFERENCE		0-0-0		0-0-0		2-1-0							
2-1-0		0-0-0		2-1-0		HOME		0-0-0		0-0-0		0-0-0							
5-4-0		3-3-0		0-0-0		AWAY		0-0-0		0-0-0		2-1-0							
0-0-0		0-0-0		0-0-0		NEUTRAL		0-0-0		0-0-0		0-0-0							
RPI	S	Opponent	Score		RPI	S	Opponent	Score		RPI	S	Opponent	Score		RPI	S	Opponent	Score	
20	A	Wichi ta St.	7	4	43	A	Georgi a Tech	9	7	75	A	Georgi a St.	10	1	134	A	North Florida	5	4
20	A	Wichi ta St.	7	15	47	H	UCF	7	6	87	A	Kennesaw St.	3	7	134	A	North Florida	5	6
20	A	Wichi ta St.	9	4	47	H	UCF	8	10	93	H	Bryant	9	9	134	A	North Florida	2	4
21	A	South Fla.	4	8	47	H	UCF	6	2						136	A	Southeastern La.	2	6
21	A	South Fla.	6	4	48	A	St. John's (NY)	1	0						136	A	Southeastern La.	7	6
21	A	South Fla.	2	3	48	A	St. John's (NY)	4	14						136	A	Southeastern La.	6	4
24	A	Coastal Caro.	12	10	48	A	St. John's (NY)	3	1						152	A	Cincinnati	7	6
															152	A	Cincinnati	8	5
															152	A	Cincinnati	0	1
															157	A	UMass Lowell	14	7
															175	A	Boston College	4	0
															191	A	Hartford	1	0
															191	H	Hartford	9	1
															264	A	The Citadel	2	4
															264	A	The Citadel	2	4
															264	A	The Citadel	17	3
															270	A	Central Conn. St.	7	3
															270	H	Central Conn. St.	6	1
					LAST 10 GAMES														
					152	A	Cincinnati	8	5	20	A	Wichi ta St.	9	4					
					152	A	Cincinnati	7	6	20	A	Wichi ta St.	7	4					
					152	A	Cincinnati	0	1	93	H	Bryant	9	9					
					157	A	UMass Lowell	14	7	47	H	UCF	6	2					
					20	A	Wichi ta St.	7	15	47	H	UCF	7	6					

Non-Div. I Games:

UConn

Average RPI Win:		117	WON-LOST RECORD		WINNING PCT. RANK		LAST 10 GAMES		STRENGTH OF SCHEDULE		OPP. STRENGTH OF SCHEDULE		TEAM RPI		ADJ RPI		CONF. RPI		ADJ CONF. RPI					
DIV. I ONLY			29-9-1		.75641		10		8-1-1		83		20		14		.59136		14		11		11	
DIV. I NON-CONF.			16-5-0		.7619		26		1-0-0		68		1		8		.6074		8		13		13	
TOTALS		RPI 1-25		RPI 26-50		W-L RECORDS		RPI 51-100		RPI 101-150		RPI 150+												
29-9-1		0-1-0		1-2-0		OVERALL		9-4-0		10-0-1		9-2-0												
19-3-0		0-0-0		1-2-0		HOME		6-1-0		8-0-0		4-0-0												
10-6-1		0-1-0		0-0-0		AWAY		3-3-0		2-0-1		5-2-0												
0-0-0		0-0-0		0-0-0		NEUTRAL		0-0-0		0-0-0		0-0-0												
16-5-0		0-1-0		0-0-0		NON-CONFERENCE		7-3-0		5-0-0		4-1-0												
13-0-0		0-0-0		0-0-0		HOME		4-0-0		5-0-0		4-0-0												
3-5-0		0-1-0		0-0-		AWAY		3-3-0		0-0-0		0-1-0												
0-0-0		0-0-0		0-0-0		NEUTRAL		0-0-0		0-0-0		0-0-0												
13-4-1		0-0-0		1-2-0		CONFERENCE		2-1-0		5-0-1		5-1-0												
6-3-0		0-0-0		1-2-0		HOME		2-1-0		3-0-0		0-0-0												
7-1-1		0-0-0		0-0-0		AWAY		0-0-0		2-0-1		5-1-0												
0-0-0		0-0-0		0-0-0		NEUTRAL		0-0-0		0-0-0		0-0-0												
RPI	S	Opponent		Score		RPI	S	Opponent		Score		RPI	S	Opponent		Score								
2	A	Florida		1	6	35	H	Southern Miss.		6	5	53	A	Oregon		4	10							
						35	H	Southern Miss.		3	14	53	A	Oregon		1	2							
						35	H	Southern Miss.		2	5	53	A	Oregon		5	0							
												53	A	Oregon		0	4							
												62	H	Seton Hall		11	3							
												62	H	Seton Hall		10	0							
												62	H	Seton Hall		4	2							
												66	A	Mi ami (FL)		11	9							
												66	A	Mi ami (FL)		7	4							
												66	H	Mi ami (FL)		5	4							
												73	H	UTSA		3	2							
												73	H	UTSA		1	8							
												73	H	UTSA		10	8							
						LAST 10 GAMES																		
						104	A	Ri ce		6	6	73	H	UTSA		3	2							
						104	A	Ri ce		5	3	73	H	UTSA		10	8							
						104	A	Ri ce		14	10	108	H	Charlotte		6	5							
						156	H	Bethune-Cookman		14	2	108	H	Charlotte		5	4							
						73	H	UTSA		1	8	108	H	Charlotte		5	2							

Non-Div. I Games:

Fla. Atlantic

**T
e
x
a
s
A
&
M**

**T
e
x
a
s
A
&
M**

Texas A&M

Average RPI Win:		117	WON-LOST		WINNING		LAST 10		STRENGTH OF		OPP. STRENGTH		TEAM	ADJ		CONF.	ADJ CONF.	
Average RPI Loss:		73	RECORD		PCT. RANK		GAMES		SCHEDULE		OF SCHEDULE		RPI	RPI		RPI	RPI	
DIV. I ONLY			28-13-0		.68293		33	8-2-0	29		46		16	.58968		16	8	8
DIV. I NON-CONF.			22-9-0		.70968		38	5-0-0	20		38		11	.60135		11	10	10
TOTALS		RPI 1-25		RPI 26-50		W-L RECORDS		RPI 51-100		RPI 101-150		RPI 150+						
28-13-0		2-4-0		4-2-0		OVERALL		9-3-0		5-2-0		8-2-0						
16-6-0		1-1-0		4-2-0		HOME		5-1-0		2-1-0		4-1-0						
12-7-0		1-3-0		0-0-0		AWAY		4-2-0		3-1-0		4-1-0						
0-0-0		0-0-0		0-0-0		NEUTRAL		0-0-0		0-0-0		0-0-0						
22-9-0		2-4-0		2-1-0		NON-CONFERENCE		9-3-0		3-0-0		6-1-0						
12-4-0		1-1-0		2-1-0		HOME		5-1-0		0-0-0		4-1-0						
10-5-0		1-3-0		0-0-		AWAY		4-2-0		3-0-0		2-0-0						
0-0-0		0-0-0		0-0-0		NEUTRAL		0-0-0		0-0-0		0-0-0						
6-4-0		0-0-0		2-1-0		CONFERENCE		0-0-0		2-2-0		2-1-0						
4-2-0		0-0-0		2-1-0		HOME		0-0-0		2-1-0		0-0-0						
2-2-0		0-0-0		0-0-0		AWAY		0-0-0		0-1-0		2-1-0						
0-0-0		0-0-0		0-0-0		NEUTRAL		0-0-0		0-0-0		0-0-0						
RPI	S	Opponent		Score		RPI	S	Opponent		Score		RPI	S	Opponent		Score		
2	A	Florida		8	4	32	H	West Virginia		4	5	75	A	Georgia St.		5	3	
2	A	Florida		3	10	32	H	West Virginia		7	4	75	A	Georgia St.		2	6	
11	A	Florida St.		2	6	32	H	West Virginia		2	1	75	A	Georgia St.		0	7	
11	H	Florida St.		0	4	44	H	FGCU		3	4	76	H	Bradley		9	5	
21	A	South Fla.		1	6	44	H	FGCU		5	1	76	H	Bradley		8	12	
21	H	South Fla.		4	2	44	H	FGCU		15	5	76	H	Bradley		7	5	
												85	A	Jacksonville St.		4	1	
												85	A	Jacksonville St.		6	4	
												85	A	Jacksonville St.		17	6	
												89	H	Rhode Island		3	1	
												89	H	Rhode Island		6	0	
												89	H	Rhode Island		2	1	
						LAST 10 GAMES												
						141	A	Saint Louis		3	1	44	H	FGCU		5	1	
						141	A	Saint Louis		7	4	44	H	FGCU		3	4	
						141	A	Saint Louis		3	2	258	A	Florida A&M		11	10	
						2	A	Florida		8	4	159	A	Lipscomb		17	6	
						44	H	FGCU		15	5	159	A	Lipscomb		7	12	

Non-Div. I Games:

Jacksonville

Average RPI Win: 107		WON-LOST RECORD		WINNING PCT. RANK		LAST 10 GAMES		STRENGTH OF SCHEDULE		OPP. STRENGTH OF SCHEDULE		TEAM RPI		ADJ RPI		CONF. RPI		ADJ CONF. RPI	
DIV. I ONLY		29-11-0		.725 15		6-4-0		64		3		17		.58907 17		3		3	
DIV. I NON-CONF.		15-4-0		.78947 18		0-2-0		35		6		5		.61606 5		3		3	
TOTALS		RPI 1-25		RPI 26-50		W-L RECORDS		RPI 51-100		RPI 101-150		RPI 150+							
29-11-0		1-6-0		8-1-0		OVERALL		11-4-0		0-0-0		9-0-0							
19-5-0		1-3-0		6-0-0		HOME		4-2-0		0-0-0		8-0-0							
8-5-0		0-2-0		2-1-0		AWAY		6-2-0		0-0-0		0-0-0							
2-1-0		0-1-0		0-0-0		NEUTRAL		1-0-0		0-0-0		1-0-0							
15-4-0		1-3-0		3-0-0		NON-CONFERENCE		5-1-0		0-0-0		6-0-0							
12-0-0		1-0-0		3-0-0		HOME		3-0-0		0-0-0		5-0-0							
1-3-0		0-2-0		0-0-		AWAY		1-1-0		0-0-0		0-0-0							
2-1-0		0-1-0		0-0-0		NEUTRAL		1-0-0		0-0-0		1-0-0							
14-7-0		0-3-0		5-1-0		CONFERENCE		6-3-0		0-0-0		3-0-0							
7-5-0		0-3-0		3-0-0		HOME		1-2-0		0-0-0		3-0-0							
7-2-0		0-0-0		2-1-0		AWAY		5-1-0		0-0-0		0-0-0							
0-0-0		0-0-0		0-0-0		NEUTRAL		0-0-0		0-0-0		0-0-0							
RPI	S	Opponent	Score		RPI	S	Opponent	Score		RPI	S	Opponent	Score		RPI	S	Opponent	Score	
7	A	Georgia	1	6	41	H	DBU	3	2	60	A	South Carolina	2	3	175	H	Boston College	9	4
7	N	Georgia	3	6	41	H	DBU	12	1	60	H	South Carolina	8	7	175	H	Boston College	10	2
9	H	NC State	0	4	41	H	DBU	9	1	60	N	South Carolina	5	1	175	H	Boston College	8	3
9	H	NC State	1	6	42	A	Louisville	1	5	66	H	Miami (FL)	8	3	193	H	Winthrop	9	8
9	H	NC State	4	5	42	A	Louisville	3	1	66	H	Miami (FL)	1	6	203	N	Michigan St.	9	7
24	A	Coastal Caro.	5	9	42	A	Louisville	4	3	66	H	Miami (FL)	11	12	213	H	William & Mary	7	6
24	H	Coastal Caro.	6	1	43	H	Georgia Tech	7	3	90	A	Wake Forest	4	3	213	H	William & Mary	5	4
					43	H	Georgia Tech	3	2	90	A	Wake Forest	9	4	213	H	William & Mary	2	1
					43	H	Georgia Tech	13	2	90	A	Wake Forest	7	5	255	H	Charleston So.	5	0
										94	A	Furman	10	5					
										94	H	Furman	12	4					
										96	H	Wofford	6	3					
										97	A	Notre Dame	6	3					
										97	A	Notre Dame	5	2					
										97	A	Notre Dame	2	5					
					LAST 10 GAMES														
					90	A	Wake Forest	9	4	66	H	Miami (FL)	1	6					
					90	A	Wake Forest	4	3	66	H	Miami (FL)	11	12					
					90	A	Wake Forest	7	5	7	N	Georgia	3	6					
					7	A	Georgia	1	6	97	A	Notre Dame	6	3					
					66	H	Miami (FL)	8	3	97	A	Notre Dame	5	2					

Non-Div. I Games:

Clemson

Average RPI Win: 109		WON-LOST RECORD		WINNING PCT. RANK		LAST 10 GAMES		STRENGTH OF SCHEDULE		OPP. STRENGTH OF SCHEDULE		TEAM RPI		ADJ RPI		CONF. RPI		ADJ CONF. RPI	
DIV. I ONLY		26-14-0		.65 53		5-5-0		14		7		18		.58818 18		1		1	
DIV. I NON-CONF.		18-4-0		.81818 15		1-1-0		128		79		20		.5831 20		1		1	
TOTALS		RPI 1-25		RPI 26-50		W-L RECORDS		RPI 51-100		RPI 101-150		RPI 150+							
26-14-0		7-8-0		1-1-0		OVERALL		7-3-0		1-1-0		10-1-0							
14-7-0		5-4-0		1-0-0		HOME		2-1-0		0-1-0		6-1-0							
8-7-0		2-4-0		0-1-0		AWAY		2-2-0		1-0-0		3-0-0							
4-0-0		0-0-0		0-0-0		NEUTRAL		3-0-0		0-0-0		1-0-0							
18-4-0		2-1-0		1-1-0		NON-CONFERENCE		4-0-0		1-1-0		10-1-0							
9-3-0		2-1-0		1-0-0		HOME		0-0-0		0-1-0		6-1-0							
5-1-0		0-0-0		0-0-		AWAY		1-0-0		1-0-0		3-0-0							
4-0-0		0-0-0		0-0-0		NEUTRAL		3-0-0		0-0-0		1-0-0							
8-10-0		5-7-0		0-0-0		CONFERENCE		3-3-0		0-0-0		0-0-0							
5-4-0		3-3-0		0-0-0		HOME		2-1-0		0-0-0		0-0-0							
3-6-0		2-4-0		0-0-0		AWAY		1-2-0		0-0-0		0-0-0							
0-0-0		0-0-0		0-0-0		NEUTRAL		0-0-0		0-0-0		0-0-0							
RPI	S	Opponent	Score		RPI	S	Opponent	Score		RPI	S	Opponent	Score		RPI	S	Opponent	Score	
2	H	Florida	2	11	42	A	Louisville	2	8	56	N	Sam Houston St.	7	2	123	A	Xavier	20	4
2	H	Florida	4	9	42	H	Louisville	8	5	60	H	South Carolina	14	1	123	H	Xavier	2	3
2	H	Florida	3	2						60	H	South Carolina	1	15	174	H	Eastern Ky.	16	5
3	H	Texas Tech	3	5						60	H	South Carolina	10	5	184	H	Western Ky.	4	3
3	H	Texas Tech	10	7						68	N	Louisiana	10	4	186	H	Miami (OH)	13	7
3	H	Texas Tech	11	6						69	A	Alabama	5	2	204	H	Oakland	17	6
7	A	Georgia	7	9						69	A	Alabama	2	4	204	H	Oakland	10	1
7	A	Georgia	1	0						69	A	Alabama	2	4	204	H	Oakland	15	6
7	A	Georgia	6	4						82	N	Houston	14	2	224	A	USC Upstate	10	3
8	A	Arkansas	2	14						96	A	Wofford	6	1	224	A	USC Upstate	6	5
8	A	Arkansas	9	16											263	N	Evansville	8	4
8	A	Arkansas	4	9											268	A	Western Caro.	7	5
12	H	Auburn	3	4											271	H	Northern Ky.	6	8
12	H	Auburn	13	3															
12	H	Auburn	5	4															
					LAST 10 GAMES														
					2	H	Florida	3	2						7	A	Georgia	7	9
					2	H	Florida	4	9						7	A	Georgia	6	4
					2	H	Florida	2	11						268	A	Western Caro.	7	5
					42	A	Louisville	2	8						60	H	South Carolina	10	5
					7	A	Georgia	1	0						60	H	South Carolina	1	15

Non-Div. I Games:

Kentucky

Average RPI Win:		151	WON-LOST RECORD		WINNING PCT. RANK		LAST 10 GAMES		STRENGTH OF SCHEDULE		OPP. STRENGTH OF SCHEDULE		TEAM RPI		ADJ RPI		CONF. RPI		ADJ CONF. RPI					
DIV. I ONLY			23-13-0		.63889		62		7-3-0		37		70		19		.58322		19		13		13	
DIV. I NON-CONF.			14-10-0		.58333		96		1-1-0		37		45		29		.57204		29		15		15	
TOTALS		RPI 1-25		RPI 26-50		W-L RECORDS		RPI 51-100		RPI 101-150		RPI 150+												
23-13-0		1-6-0		4-3-0		OVERALL		2-2-0		5-1-0		11-1-0												
8-1-0		0-0-0		0-0-0		HOME		0-0-0		3-0-0		5-1-0												
7-9-0		1-6-0		0-0-0		AWAY		2-2-0		2-1-0		2-0-0												
8-3-0		0-0-0		4-3-0		NEUTRAL		0-0-0		0-0-0		4-0-0												
14-10-0		1-6-0		4-3-0		NON-CONFERENCE		1-0-0		0-0-0		8-1-0												
2-1-0		0-0-0		0-0-0		HOME		0-0-0		0-0-0		2-1-0												
4-6-0		1-6-0		0-0-		AWAY		1-0-0		0-0-0		2-0-0												
8-3-0		0-0-0		4-3-0		NEUTRAL		0-0-0		0-0-0		4-0-0												
9-3-0		0-0-0		0-0-0		CONFERENCE		1-2-0		5-1-0		3-0-0												
6-0-0		0-0-0		0-0-0		HOME		0-0-0		3-0-0		3-0-0												
3-3-0		0-0-0		0-0-0		AWAY		1-2-0		2-1-0		0-0-0												
0-0-0		0-0-0		0-0-0		NEUTRAL		0-0-0		0-0-0		0-0-0												
RPI	S	Opponent		Score		RPI	S	Opponent		Score		RPI	S	Opponent		Score								
3	A	Texas Tech		3	22	31	N	Missouri		2	5	61	A	Col. of Charleston		1	4	126	H	Elon		9	3	
3	A	Texas Tech		3	12	31	N	Missouri		1	20	61	A	Col. of Charleston		2	1	126	H	Elon		7	1	
3	A	Texas Tech		2	13	31	N	Missouri		10	8	61	A	Col. of Charleston		4	5	126	H	Elon		6	5	
3	A	Texas Tech		4	9	31	N	Missouri		4	2	89	A	Rhode Island		15	8	131	A	James Madison		8	1	
12	A	Auburn		8	14	34	N	Creighton		8	3							131	A	James Madison		10	2	
12	A	Auburn		2	1	34	N	Creighton		12	7							131	A	James Madison		3	6	
12	A	Auburn		0	6	34	N	Creighton		7	15							155	H	Harvard		6	8	
						LAST 10 GAMES																		
						213 H William & Mary						2	1	61 A Col. of Charleston						4	5			
						213 H William & Mary						4	3	61 A Col. of Charleston						1	4			
						213 H William & Mary						4	0	155 H Harvard						6	8			
						266 A Brown						10	4	126 H El on						9	3			
						61 A Col. of Charleston						2	1	126 H El on						7	1			

Non-Div. I Games:

Northeastern

[illegible]

Non-Div. I Games:

Wi chi ta St.

Average RPI Win:		106	WON-LOST RECORD		WINNING PCT. RANK		LAST 10 GAMES		STRENGTH OF SCHEDULE		OPP. STRENGTH OF SCHEDULE		TEAM RPI		ADJ RPI		CONF. RPI		ADJ CONF. RPI	
DIV. I ONLY			26-14-0		.65 53		5-5-0		5		49		21		.58087 21		4		4	
DIV. I NON-CONF.			17-8-0		.68 49		1-1-0		31		66		34		.56668 34		4		4	
TOTALS		RPI 1-25		RPI 26-50		W-L RECORDS		RPI 51-100		RPI 101-150		RPI 150+								
26-14-0		6-6-0		3-3-0		OVERALL		4-2-0		6-2-0		7-1-0								
21-8-0		4-3-0		3-2-0		HOME		3-0-0		5-2-0		6-1-0								
5-6-0		2-3-0		0-1-0		AWAY		1-2-0		1-0-0		1-0-0								
0-0-0		0-0-0		0-0-0		NEUTRAL		0-0-0		0-0-0		0-0-0								
17-8-0		2-4-0		1-2-0		NON-CONFERENCE		3-0-0		4-1-0		7-1-0								
15-5-0		2-2-0		1-1-0		HOME		3-0-0		3-1-0		6-1-0								
2-3-0		0-2-0		0-0-		AWAY		0-0-0		1-0-0		1-0-0								
0-0-0		0-0-0		0-0-0		NEUTRAL		0-0-0		0-0-0		0-0-0								
9-6-0		4-2-0		2-1-0		CONFERENCE		1-2-0		2-1-0		0-0-0								
6-3-0		2-1-0		2-1-0		HOME		0-0-0		2-1-0		0-0-0								
3-3-0		2-1-0		0-0-0		AWAY		1-2-0		0-0-0		0-0-0								
0-0-0		0-0-0		0-0-0		NEUTRAL		0-0-0		0-0-0		0-0-0								
RPI	S	Opponent		Score		RPI	S	Opponent		Score		RPI	S	Opponent		Score				
6	H	North Carolina		4	3	27	A	Stetson		2	5	80	H	Army West Point		12	0			
6	H	North Carolina		5	12	27	H	Stetson		3	5	80	H	Army West Point		5	2			
6	H	North Carolina		8	9	44	H	FGCU		10	3	80	H	Army West Point		5	4			
10	A	East Carolina		5	4	47	H	UCF		4	2	82	A	Houston		9	6			
10	A	East Carolina		2	15	47	H	UCF		0	1	82	A	Houston		0	1			
10	A	East Carolina		13	1	47	H	UCF		5	4	82	A	Houston		8	9			
11	A	Florida St.		2	5															
13	H	UConn		4	6															
13	H	UConn		8	4															
13	H	UConn		3	2															
16	A	Jacksonville		2	4															
16	H	Jacksonville		6	1															
						LAST 10 GAMES														
						47 H UCF						10 A East Carolina								
						47 H UCF						10 A East Carolina								
						47 H UCF						27 A Stetson								
						134 H North Florida						82 A Houston								
						10 A East Carolina						82 A Houston								

D
u
k
eD
u
k
e

Duke

Average RPI Win:	90	WON-LOST RECORD	WINNING PCT. RANK	LAST 10 GAMES	STRENGTH OF SCHEDULE	OPP. STRENGTH OF SCHEDULE	TEAM RPI	ADJ RPI	CONF. RPI	ADJ CONF. RPI				
DIV. I ONLY		24-16-0	.6	79	7-3-0	4	31	23	.57823	23	1	1		
DIV. I NON-CONF.		14-8-0	.63636	69	2-0-0	99	122	75	.53618	75	1	1		
<hr/>														
TOTALS	RPI 1-25	RPI 26-50		W-L RECORDS		RPI 51-100		RPI 101-150		RPI 150+				
24-16-0	6-6-0	5-2-0		OVERALL		6-3-0		0-1-0		7-4-0				
17-5-0	6-3-0	0-0-0		HOME		4-1-0		0-0-0		7-1-0				
5-7-0	0-3-0	5-2-0		AWAY		0-0-0		0-1-0		0-1-0				
2-4-0	0-0-0	0-0-0		NEUTRAL		2-2-0		0-0-0		0-2-0				
14-8-0	2-1-0	1-0-0		NON-CONFERENCE		4-2-0		0-1-0		7-4-0				
11-2-0	2-1-0	0-0-0		HOME		2-0-0		0-0-0		7-1-0				
1-2-0	0-0-0	1-0-		AWAY		0-0-0		0-1-0		0-1-0				
2-4-0	0-0-0	0-0-0		NEUTRAL		2-2-0		0-0-0		0-2-0				
10-8-0	4-5-0	4-2-0		CONFERENCE		2-1-0		0-0-0		0-0-0				
6-3-0	4-2-0	0-0-0		HOME		2-1-0		0-0-0		0-0-0				
4-5-0	0-3-0	4-2-0		AWAY		0-0-0		0-0-0		0-0-0				
0-0-0	0-0-0	0-0-0		NEUTRAL		0-0-0		0-0-0		0-0-0				
RPI	S	Opponent	Score		RPI	S	Opponent	Score		RPI	S	Opponent	Score	
2	A	Florida	2	8	30	A	UCLA	6	3	56	N	Sam Houston St.	6	7
2	A	Florida	2	10	31	A	Missouri	1	3	58	H	LSU	2	6
2	A	Florida	4	8	31	A	Missouri	1	2	58	H	LSU	1	0
5	H	Ole Miss	3	11	31	A	Missouri	6	2	58	H	LSU	4	2
5	H	Ole Miss	8	7	46	A	Mississippi St.	10	1	68	N	Louisiana	0	3
5	H	Ole Miss	8	7	46	A	Mississippi St.	5	0	79	H	Austin Peay	19	6
7	H	Georgia	2	3	46	A	Mississippi St.	4	3	82	N	Houston	9	4
7	H	Georgia	5	3						86	N	TCU	7	4
7	H	Georgia	8	3						88	H	Indiana St.	8	5
22	H	Duke	9	1										
22	H	Duke	4	5										
22	H	Duke	9	1										
					LAST 10 GAMES									
					31	A	Missouri	6	2	5	H	Ole Miss	8	7
					31	A	Missouri	1	3	5	H	Ole Miss	3	11
					31	A	Missouri	1	2	184	H	Western Ky.	3	2
					263	H	Evansville	6	1	7	H	Georgia	8	3
					5	H	Ole Miss	8	7	7	H	Georgia	5	3

Non-Div. I Games:

Vanderbilt

Average RPI Win: 98		WON-LOST	WINNING	LAST 10	STRENGTH OF		OPP. STRENGTH	TEAM	ADJ	CONF.	ADJ CONF.
Average RPI Loss: 66		RECORD	PCT. RANK	GAMES	SCHEDULE		OF SCHEDULE	RPI	RPI	RPI	RPI
DIV. I ONLY		28-14-0	.66667	44	7-3-0		25	35	24	.57762	24
DIV. I NON-CONF.		14-10-0	.58333	96	1-1-0		13	37	48	.55403	48
TOTALS		RPI 1-25	RPI 26-50		W-L RECORDS		RPI 51-100		RPI 101-150		RPI 150+
28-14-0		1-2-0	7-4-0		OVERALL		8-4-0		7-4-0		5-0-0
19-9-0		1-1-0	5-3-0		HOME		4-2-0		7-3-0		2-0-0
9-5-0		0-1-0	2-1-0		AWAY		4-2-0		0-1-0		3-0-0
0-0-0		0-0-0	0-0-0		NEUTRAL		0-0-0		0-0-0		0-0-0
14-10-0		1-2-0	3-2-0		NON-CONFERENCE		4-2-0		4-4-0		2-0-0
12-7-0		1-1-0	3-2-0		HOME		2-1-0		4-3-0		2-0-0
2-3-0		0-1-0	0-0-		AWAY		2-1-0		0-1-0		0-0-0
0-0-0		0-0-0	0-0-0		NEUTRAL		0-0-0		0-0-0		0-0-0
14-4-0		0-0-0	4-2-0		CONFERENCE		4-2-0		3-0-0		3-0-0
7-2-0		0-0-0	2-1-0		HOME		2-1-0		3-0-0		0-0-0
7-2-0		0-0-0	2-1-0		AWAY		2-1-0		0-0-0		3-0-0
0-0-0		0-0-0	0-0-0		NEUTRAL		0-0-0		0-0-0		0-0-0
RPI S	Opponent	Score	RPI S	Opponent	Score	RPI S	Opponent	Score	RPI S	Opponent	Score
13 H	UConn	10 12	26 H	Indiana	5 6	57 H	Illinois	6 4	101 A	UNCW	1 2
17 A	Clemson	1 6	28 H	Oklahoma	4 3	57 H	Illinois	6 7	101 H	UNCW	10 5
17 H	Clemson	9 5	29 H	South Ala.	6 11	61 A	Col. of Charleston	4 11	105 H	Texas St.	11 3
			29 H	South Ala.	12 0	61 A	Col. of Charleston	13 0	105 H	Texas St.	7 3
			29 H	South Ala.	14 7	75 H	Georgia St.	3 1	105 H	Texas St.	8 0
			32 H	West Virginia	5 2	75 H	Georgia St.	7 3	121 H	Kansas St.	4 3
			37 A	Troy	5 4	75 H	Georgia St.	2 3	124 H	Maryland	6 7
			37 A	Troy	2 4	90 A	Wake Forest	9 2	128 H	High Point	2 3
			37 A	Troy	3 2	90 H	Wake Forest	19 3	128 H	High Point	5 8
			39 H	Ohio St.	5 7	95 A	Ga. Southern	4 5	142 H	Virginia Tech	17 2
			39 H	Ohio St.	10 8	95 A	Ga. Southern	15 2	146 H	VCU	15 5
						95 A	Ga. Southern	7 3	182 H	Ball St.	6 3
									210 A	Arkansas St.	8 3
									210 A	Arkansas St.	3 1
									210 A	Arkansas St.	26 14
									220 H	Radford	13 7
			LAST 10 GAMES								
			75 H	Georgia St.	3 1	37 A	Troy	3 2			
			75 H	Georgia St.	7 3	37 A	Troy	2 4			
			75 H	Georgia St.	2 3	90 A	Wake Forest	9 2			
			101 A	UNCW	1 2	29 H	South Ala.	12 0			
			37 A	Troy	5 4	29 H	South Ala.	14 7			

Non-Div. I Games:

Coastal Caro.

Average RPI Win:		156	WON-LOST RECORD		WINNING PCT. RANK		LAST 10 GAMES		STRENGTH OF SCHEDULE		OPP. STRENGTH OF SCHEDULE		TEAM RPI		ADJ RPI		CONF. RPI		ADJ CONF. RPI		
DIV. I ONLY			34-5-0		.87179 1		10-0-0		214		68		25		.57674 25		19		19		
DIV. I NON-CONF.			17-4-0		.80952 17		6-0-0		157		13		19		.58356 19		19		19		
TOTALS		RPI 1-25		RPI 26-50		W-L RECORDS		RPI 51-100		RPI 101-150		RPI 150+									
34-5-0		0-0-0		3-2-0		OVERALL		9-1-0		5-1-0		17-1-0									
19-3-0		0-0-0		2-0-0		HOME		8-1-0		5-1-0		4-1-0									
15-2-0		0-0-0		1-2-0		AWAY		1-0-0		0-0-0		13-0-0									
0-0-0		0-0-0		0-0-0		NEUTRAL		0-0-0		0-0-0		0-0-0									
17-4-0		0-0-0		3-2-0		NON-CONFERENCE		3-1-0		5-1-0		6-0-0									
11-2-0		0-0-0		2-0-0		HOME		2-1-0		5-1-0		2-0-0									
6-2-0		0-0-0		1-0-		AWAY		1-0-0		0-0-0		4-0-0									
0-0-0		0-0-0		0-0-0		NEUTRAL		0-0-0		0-0-0		0-0-0									
17-1-0		0-0-0		0-0-0		CONFERENCE		6-0-0		0-0-0		11-1-0									
8-1-0		0-0-0		0-0-0		HOME		6-0-0		0-0-0		2-1-0									
9-0-0		0-0-0		0-0-0		AWAY		0-0-0		0-0-0		9-0-0									
0-0-0		0-0-0		0-0-0		NEUTRAL		0-0-0		0-0-0		0-0-0									
RPI	S	Opponent		Score		RPI	S	Opponent		Score		RPI	S	Opponent		Score					
				32	H	West Virginia		8	0	55	H	Little Rock		7	3	106	H	Illinois St.		7	4
				32	H	West Virginia		9	1	55	H	Little Rock		4	7	106	H	Illinois St.		30	17
				37	A	Troy		10	6	55	H	Little Rock		17	7	106	H	Illinois St.		8	16
				37	A	Troy		7	10	79	H	Austin Peay		4	0	127	H	Southern Ill.		11	4
				37	A	Troy		12	13	79	H	Austin Peay		15	12	127	H	Southern Ill.		18	5
										79	H	Austin Peay		12	6	127	H	Southern Ill.		4	0
										85	H	Jacksonville St.		9	8	159	A	Lipscomb		17	6
										85	H	Jacksonville St.		8	7	159	H	Lipscomb		27	7
										85	H	Jacksonville St.		11	7	181	H	Middle Tenn.		14	2
										87	A	Kennesaw St.		4	2	184	A	Western Ky.		10	1
																227	A	Eastern Ill.		26	11
																227	A	Eastern Ill.		10	6
																227	A	Eastern Ill.		9	3
																236	A	SIUE		4	1
																236	A	SIUE		4	1
																236	A	SIUE		8	4
																253	H	UT Martin		13	11
																253	H	UT Martin		3	4
																253	H	UT Martin		12	5
																256	A	Murray St.		15	5
																256	A	Murray St.		9	2
																256	A	Murray St.		23	7
																286	A	Alabama A&M		17	0
																286	A	Alabama A&M		12	8
				LAST 10 GAMES																	
				127	H	Southern Ill.		18	5	256	A	Murray St.		23	7						
				127	H	Southern Ill.		11	4	256	A	Murray St.		15	5						
				127	H	Southern Ill.		4	0	256	A	Murray St.		9	2						
				286	A	Alabama A&M		12	8	181	H	Middle Tenn.		14	2						
				184	A	Western Ky.		10	1	85	H	Jacksonville St.		11	7						

Non-Div. I Games:

Tennessee Tech

I
n
d
i
a
n
a

I ndi ana

Average RPI Win:		129	WON-LOST RECORD		WINNING PCT. RANK		LAST 10 GAMES		STRENGTH OF SCHEDULE		OPP. STRENGTH OF SCHEDULE		TEAM RPI		ADJ RPI		CONF. RPI		ADJ CONF. RPI	
DIV. I ONLY		30-11-0		.73171 14		6-4-0		98		55		27		.57412 27		8		8		
DIV. I NON-CONF.		24-8-0		.75 30		1-2-0		97		31		26		.57463 26		10		10		
TOTALS		RPI 1-25		RPI 26-50		W-L RECORDS		RPI 51-100		RPI 101-150		RPI 150+								
30-11-0		2-2-0		1-1-0		OVERALL		7-4-0		4-3-0		16-1-0								
25-3-0		1-0-0		1-0-0		HOME		6-2-0		3-1-0		14-0-0								
5-8-0		1-2-0		0-1-0		AWAY		1-2-0		1-2-0		2-1-0								
0-0-0		0-0-0		0-0-0		NEUTRAL		0-0-0		0-0-0		0-0-0								
24-8-0		2-2-0		1-1-0		NON-CONFERENCE		6-2-0		4-3-0		11-0-0								
22-3-0		1-0-0		1-0-0		HOME		6-2-0		3-1-0		11-0-0								
2-5-0		1-2-0		0-0-		AWAY		0-0-0		1-2-0		0-0-0								
0-0-0		0-0-0		0-0-0		NEUTRAL		0-0-0		0-0-0		0-0-0								
6-3-0		0-0-0		0-0-0		CONFERENCE		1-2-0		0-0-0		5-1-0								
3-0-0		0-0-0		0-0-0		HOME		0-0-0		0-0-0		3-0-0								
3-3-0		0-0-0		0-0-0		AWAY		1-2-0		0-0-0		2-1-0								
0-0-0		0-0-0		0-0-0		NEUTRAL		0-0-0		0-0-0		0-0-0								
RPI	S	Opponent		Score		RPI	S	Opponent		Score		RPI	S	Opponent		Score				
11	A	Florida St.		10	18	47	A	UCF		1	4	70	H	Wagner		10	0			
11	A	Florida St.		0	4	47	H	UCF		1	0	77	H	Purdue		11	6			
21	A	South Fla.		5	3							80	H	Army West Point		6	0			
21	H	South Fla.		5	2							80	H	Army West Point		4	8			
												87	A	Kennesaw St.		7	6			
												87	A	Kennesaw St.		6	9			
												87	A	Kennesaw St.		3	4			
												89	H	Rhode Island		17	6			
												89	H	Rhode Island		5	6			
												89	H	Rhode Island		10	1			
												89	H	Rhode Island		3	2			
														159 H Lipscomb		5	1			
														159 H Lipscomb		5	0			
														159 H Lipscomb		3	2			
														167 A NJIT		2	1			
														167 A NJIT		1	8			
														167 A NJIT		9	1			
														171 H Richmond		5	2			
														171 H Richmond		7	0			
														171 H Richmond		5	1			
														172 H Manhattan		6	2			
														172 H Manhattan		5	0			
														172 H Manhattan		6	5			
														234 H Central Mich.		5	3			
						LAST 10 GAMES														
						167 A NJIT						159 H Lipscomb								
						167 A NJIT						159 H Lipscomb								
						167 A NJIT						159 H Lipscomb								
						11 A Florida St.						21 H South Fla.								
						11 A Florida St.						87 A Kennesaw St.								

Non-Div. I Games:

Stetson

Average RPI Win: 98		WON-LOST RECORD		WINNING PCT. RANK		LAST 10 GAMES		STRENGTH OF SCHEDULE		OPP. STRENGTH OF SCHEDULE		TEAM RPI		ADJ RPI		CONF. RPI		ADJ CONF. RPI	
DIV. I ONLY		27-15-0		.64286		57		15		29		28		.57232		28		2	
DIV. I NON-CONF.		17-9-0		.65385		56		44		91		51		.55208		51		2	
TOTALS		RPI 1-25		RPI 26-50		W-L RECORDS		RPI 51-100		RPI 101-150		RPI 150+							
27-15-0		1-4-0		9-5-0		OVERALL		7-3-0		2-1-0		8-2-0							
22-7-0		0-0-0		8-3-0		HOME		5-2-0		2-0-0		7-2-0							
4-6-0		1-4-0		0-1-0		AWAY		2-1-0		0-0-0		1-0-0							
1-2-0		0-0-0		1-1-0		NEUTRAL		0-0-0		0-1-0		0-0-0							
17-9-0		0-2-0		2-2-0		NON-CONFERENCE		5-2-0		2-1-0		8-2-0							
15-4-0		0-0-0		1-0-0		HOME		5-2-0		2-0-0		7-2-0							
1-3-0		0-2-0		0-0-		AWAY		0-0-0		0-0-0		1-0-0							
1-2-0		0-0-0		1-1-0		NEUTRAL		0-0-0		0-1-0		0-0-0							
10-6-0		1-2-0		7-3-0		CONFERENCE		2-1-0		0-0-0		0-0-0							
7-3-0		0-0-0		7-3-0		HOME		0-0-0		0-0-0		0-0-0							
3-3-0		1-2-0		0-0-0		AWAY		2-1-0		0-0-0		0-0-0							
0-0-0		0-0-0		0-0-0		NEUTRAL		0-0-0		0-0-0		0-0-0							
RPI	S	Opponent	Score		RPI	S	Opponent	Score		RPI	S	Opponent	Score		RPI	S	Opponent	Score	
3	A	Texas Tech	4	5	26	N	Indiana	6	3	55	H	Little Rock	13	0	116	H	Holy Cross	1	0
3	A	Texas Tech	6	12	29	N	South Ala.	5	6	69	H	Alabama	1	13	116	H	Holy Cross	11	5
3	A	Texas Tech	12	5	32	H	West Virginia	10	2	69	H	Alabama	2	1	142	N	Virginia Tech	6	14
20	A	Wichita St.	1	2	32	H	West Virginia	2	1	69	H	Alabama	16	4	160	H	Valparaiso	4	11
24	A	Coastal Caro.	3	4	32	H	West Virginia	19	6	86	A	TCU	6	3	160	H	Valparaiso	3	2
					33	H	Texas	6	7	86	A	TCU	2	6	168	H	A&M-Corpus Christi	11	7
					33	H	Texas	3	5	86	A	TCU	8	5	168	H	A&M-Corpus Christi	7	3
					33	H	Texas	6	0	87	H	Kennesaw St.	4	9	168	H	A&M-Corpus Christi	4	14
					36	H	Oklahoma St.	1	7	87	H	Kennesaw St.	3	1	168	H	A&M-Corpus Christi	3	2
					41	A	DBU	2	5	87	H	Kennesaw St.	4	1	194	A	Oral Roberts	5	2
					41	H	DBU	15	3						194	H	Oral Roberts	20	3
					50	H	Baylor	6	1						232	H	Texas Southern	12	0
					50	H	Baylor	4	2						232	H	Texas Southern	10	1
					50	H	Baylor	5	4										
					LAST 10 GAMES														
					3	A	Texas Tech	12	5	33	H	Texas	6	7					
					3	A	Texas Tech	6	12	194	H	Oral Roberts	20	3					
					3	A	Texas Tech	4	5	55	H	Little Rock	13	0					
					33	H	Texas	6	0	86	A	TCU	6	3					
					33	H	Texas	3	5	86	A	TCU	2	6					

Non-Div. I Games:

Oklahoma

Average RPI Win: 132		WON-LOST	WINNING	LAST 10	STRENGTH OF		OPP. STRENGTH	TEAM	ADJ	CONF.	ADJ CONF.
Average RPI Loss: 56		RECORD	PCT. RANK	GAMES	SCHEDULE		OF SCHEDULE	RPI	RPI	RPI	RPI
DIV. I ONLY		24-14-0	.63158	64	7-3-0		66	30	29	.57087	29
DIV. I NON-CONF.		10-8-0	.55556	114	2-0-0		16	25	31	.56757	31
TOTALS		RPI 1-25	RPI 26-50		W-L RECORDS		RPI 51-100		RPI 101-150		RPI 150+
24-14-0		1-7-0	2-1-0		OVERALL		6-3-0		5-1-0		10-2-0
13-3-0		0-1-0	1-0-0		HOME		3-0-0		1-0-0		8-2-0
8-10-0		1-6-0	0-0-0		AWAY		3-3-0		2-1-0		2-0-0
3-1-0		0-0-0	1-1-0		NEUTRAL		0-0-0		2-0-0		0-0-0
10-8-0		0-5-0	2-1-0		NON-CONFERENCE		0-1-0		3-0-0		5-1-0
5-2-0		0-1-0	1-0-0		HOME		0-0-0		1-0-0		3-1-0
2-5-0		0-4-0	0-0-		AWAY		0-1-0		0-0-0		2-0-0
3-1-0		0-0-0	1-1-0		NEUTRAL		0-0-0		2-0-0		0-0-0
14-6-0		1-2-0	0-0-0		CONFERENCE		6-2-0		2-1-0		5-1-0
8-1-0		0-0-0	0-0-0		HOME		3-0-0		0-0-0		5-1-0
6-5-0		1-2-0	0-0-0		AWAY		3-2-0		2-1-0		0-0-0
0-0-0		0-0-0	0-0-0		NEUTRAL		0-0-0		0-0-0		0-0-0
RPI S	Opponent	Score	RPI S	Opponent	Score	RPI S	Opponent	Score	RPI S	Opponent	Score
3 A	Texas Tech	2 5	26 N	Indiana	4 8	58 A	LSU	4 9	105 A	Texas St.	11 10
3 A	Texas Tech	7 9	28 N	Oklahoma	6 5	68 A	Louisiana	1 2	105 A	Texas St.	10 1
3 A	Texas Tech	2 14	35 H	Southern Miss.	10 9	68 A	Louisiana	7 3	105 A	Texas St.	2 5
3 A	Texas Tech	1 8				68 A	Louisiana	11 5	121 N	Kansas St.	12 5
12 H	Auburn	6 7				75 A	Georgia St.	2 7	136 H	Southeastern La.	6 1
24 A	Coastal Caro.	0 12				75 A	Georgia St.	12 4	142 N	Virginia Tech	7 5
24 A	Coastal Caro.	11 6				95 H	Ga. Southern	9 6	185 A	New Orleans	15 9
24 A	Coastal Caro.	7 14				95 H	Ga. Southern	8 1	185 H	New Orleans	2 8
						95 H	Ga. Southern	11 3	191 H	Hartford	9 3
									191 H	Hartford	17 1
									191 H	Hartford	6 3
									195 H	La. -Monroe	6 0
									195 H	La. -Monroe	5 3
									195 H	La. -Monroe	6 12
									196 H	Appalachian St.	2 0
									196 H	Appalachian St.	9 1
									196 H	Appalachian St.	5 0
									246 A	Alabama St.	18 7
LAST 10 GAMES											
			105 A	Texas St.	2 5	95 H	Ga. Southern	8 1			
			105 A	Texas St.	11 10	95 H	Ga. Southern	9 6			
			105 A	Texas St.	10 1	246 A	Alabama St.	18 7			
			185 A	New Orleans	15 9	24 A	Coastal Caro.	0 12			
			95 H	Ga. Southern	11 3	24 A	Coastal Caro.	7 14			

Non-Div. I Games:

South Ala.

UCLA

Average RPI Win:		130	WON-LOST RECORD		WINNING PCT. RANK		LAST 10 GAMES		STRENGTH OF SCHEDULE		OPP. STRENGTH OF SCHEDULE		TEAM RPI		ADJ RPI		CONF. RPI		ADJ CONF. RPI					
DIV. I ONLY			25-10-0		.71429		19		7-3-0		89		24		30		.56849		30		5		5	
DIV. I NON-CONF.			11-5-0		.6875		44		0-2-0		103		11		45		.55794		45		5		5	
TOTALS		RPI 1-25		RPI 26-50		W-L RECORDS		RPI 51-100		RPI 101-150		RPI 150+												
25-10-0		2-2-0		3-1-0		OVERALL		2-4-0		6-3-0		12-0-0												
17-5-0		2-2-0		2-1-0		HOME		0-1-0		6-1-0		7-0-0												
7-3-0		0-0-0		1-0-0		AWAY		2-2-0		0-1-0		4-0-0												
1-2-0		0-0-0		0-0-0		NEUTRAL		0-1-0		0-1-0		1-0-0												
11-5-0		0-1-0		3-1-0		NON-CONFERENCE		1-2-0		1-1-0		6-0-0												
7-3-0		0-1-0		2-1-0		HOME		0-1-0		1-0-0		4-0-0												
3-1-0		0-0-0		1-0-		AWAY		1-0-0		0-1-0		1-0-0												
1-1-0		0-0-0		0-0-0		NEUTRAL		0-1-0		0-0-0		1-0-0												
14-5-0		2-1-0		0-0-0		CONFERENCE		1-2-0		5-2-0		6-0-0												
10-2-0		2-1-0		0-0-0		HOME		0-0-0		5-1-0		3-0-0												
4-2-0		0-0-0		0-0-0		AWAY		1-2-0		0-0-0		3-0-0												
0-1-0		0-0-0		0-0-0		NEUTRAL		0-0-0		0-1-0		0-0-0												
RPI	S	Opponent		Score		RPI	S	Opponent		Score		RPI	S	Opponent		Score		RPI	S	Opponent		Score		
1	H	Stanford		8 4		40	A	Minnesota		6 1		57	N	Illinois		3 5		111	H	Southern California		19 2		
1	H	Stanford		7 2		50	H	Baylor		3 0		63	A	Cal St. Fullerton		12 2		111	H	Southern California		16 1		
1	H	Stanford		11 13		50	H	Baylor		5 2		72	H	UC Irvine		1 8		111	H	Southern California		7 3		
23	H	Vanderbilt		3 6		50	H	Baylor		6 8		98	A	California		3 8		111	N	Southern California		2 3		
												98	A	California		4 2		113	H	Pepperdine		2 1		
												98	A	California		2 5		132	A	Long Beach St.		2 5		
																		138	H	Arizona St.		5 4		
																		138	H	Arizona St.		0 4		
																		138	H	Arizona St.		12 1		
																		154	A	Loyola Marymount		13 1		
																		154	H	Loyola Marymount		12 1		
																		162	H	Washington St.		8 5		
																		162	H	Washington St.		5 4		
																		162	H	Washington St.		6 5		
																		190	H	Portland		7 2		
																		190	H	Portland		13 0		
																		190	H	Portland		15 3		
																		203	N	Michigan St.		4 1		
																		218	A	Utah		12 4		
																		218	A	Utah		16 3		
																		218	A	Utah		6 3		
						LAST 10 GAMES																		
						111 H Southern California						218 A Utah						6 3						
						111 H Southern California						218 A Utah						16 3						
						111 H Southern California						132 A Long Beach St.						2 5						
						72 H UC Irvine						1 H Stanford						7 2						
						218 A Utah						1 H Stanford						11 13						

Non-Div. I Games:

UCLA

Average RPI Win: 139		WON-LOST RECORD		WINNING PCT. RANK		LAST 10 GAMES		STRENGTH OF SCHEDULE		OPP. STRENGTH OF SCHEDULE		TEAM RPI		ADJ RPI		CONF. RPI		ADJ CONF. RPI	
DIV. I ONLY		27-13-0		.675 40		5-5-0		87		10		31		.56789 31		1		1	
DIV. I NON-CONF.		19-3-0		.86364 7		2-0-0		248		84		30		.56763 30		1		1	
TOTALS		RPI 1-25		RPI 26-50		W-L RECORDS		RPI 51-100		RPI 101-150		RPI 150+							
27-13-0		7-7-0		2-1-0		OVERALL		4-4-0		0-0-0		14-1-0							
18-4-0		3-1-0		2-1-0		HOME		1-2-0		0-0-0		12-0-0							
7-7-0		2-4-0		0-0-0		AWAY		3-2-0		0-0-0		2-1-0							
2-2-0		2-2-0		0-0-0		NEUTRAL		0-0-0		0-0-0		0-0-0							
19-3-0		3-2-0		0-0-0		NON-CONFERENCE		2-0-0		0-0-0		14-1-0							
13-0-0		1-0-0		0-0-0		HOME		0-0-0		0-0-0		12-0-0							
4-1-0		0-0-0		0-0-		AWAY		2-0-0		0-0-0		2-1-0							
2-2-0		2-2-0		0-0-0		NEUTRAL		0-0-0		0-0-0		0-0-0							
8-10-0		4-5-0		2-1-0		CONFERENCE		2-4-0		0-0-0		0-0-0							
5-4-0		2-1-0		2-1-0		HOME		1-2-0		0-0-0		0-0-0							
3-6-0		2-4-0		0-0-0		AWAY		1-2-0		0-0-0		0-0-0							
0-0-0		0-0-0		0-0-0		NEUTRAL		0-0-0		0-0-0		0-0-0							
RPI	S	Opponent		Score		RPI	S	Opponent		Score		RPI	S	Opponent		Score			
2	A	Florida		2	10	46	H	Mississippi St.		4	1	58	A	LSU		5	7		
2	A	Florida		2	7	46	H	Mississippi St.		5	4	58	A	LSU		12	6		
2	A	Florida		1	3	46	H	Mississippi St.		1	3	58	A	LSU		2	4		
12	A	Auburn		2	1							65	A	Missouri St.		8	6		
12	A	Auburn		5	0							66	A	Miami (FL)		9	0		
12	A	Auburn		2	5							69	H	Alabama		1	2		
19	N	Northeastern		20	1							69	H	Alabama		1	5		
19	N	Northeastern		8	10							69	H	Alabama		1	0		
19	N	Northeastern		5	2														
19	N	Northeastern		2	4														
20	H	Wichita St.		9	4														
23	H	Vanderbilt		2	6														
23	H	Vanderbilt		3	1														
23	H	Vanderbilt		2	1														

[illegible]

Non-Div. I Games:

West Virginia

Average RPI Win:		115	WON-LOST RECORD		WINNING PCT. RANK		LAST 10 GAMES		STRENGTH OF SCHEDULE		OPP. STRENGTH OF SCHEDULE		TEAM RPI		ADJ RPI		CONF. RPI		ADJ CONF. RPI	
DIV. I ONLY			28-15-0		.65116		52	7-3-0	60		12		33	.56597		33	2		2	
DIV. I NON-CONF.			17-11-0		.60714		86	4-2-0	75		17		65	.54262		65	2		2	
TOTALS		RPI 1-25		RPI 26-50		W-L RECORDS		RPI 51-100		RPI 101-150		RPI 150+								
28-15-0		1-6-0		7-2-0		OVERALL		5-3-0		6-2-0		9-2-0								
21-7-0		1-3-0		5-1-0		HOME		4-1-0		4-0-0		7-2-0								
6-8-0		0-3-0		2-1-0		AWAY		1-2-0		2-2-0		1-0-0								
1-0-0		0-0-0		0-0-0		NEUTRAL		0-0-0		0-0-0		1-0-0								
17-11-0		1-6-0		0-0-0		NON-CONFERENCE		5-3-0		2-0-0		9-2-0								
13-6-0		1-3-0		0-0-0		HOME		4-1-0		1-0-0		7-2-0								
3-5-0		0-3-0		0-0-		AWAY		1-2-0		1-0-0		1-0-0								
1-0-0		0-0-0		0-0-0		NEUTRAL		0-0-0		0-0-0		1-0-0								
11-4-0		0-0-0		7-2-0		CONFERENCE		0-0-0		4-2-0		0-0-0								
8-1-0		0-0-0		5-1-0		HOME		0-0-0		3-0-0		0-0-0								
3-3-0		0-0-0		2-1-0		AWAY		0-0-0		1-2-0		0-0-0								
0-0-0		0-0-0		0-0-0		NEUTRAL		0-0-0		0-0-0		0-0-0								
RPI	S	Opponent		Score		RPI	S	Opponent		Score		RPI	S	Opponent		Score				
1	H	Stanford		8	6	28	A	Oklahoma		5	3	56	H	Sam Houston St.		3	2			
1	H	Stanford		1	7	28	A	Oklahoma		7	6	58	A	LSU		4	13			
1	H	Stanford		3	9	28	A	Oklahoma		0	6	58	A	LSU		11	1			
1	H	Stanford		1	11	36	H	Oklahoma St.		10	5	58	A	LSU		5	10			
8	A	Arkansas		4	13	36	H	Oklahoma St.		1	6	68	H	Louisiana		3	0			
8	A	Arkansas		5	7	36	H	Oklahoma St.		7	1	68	H	Louisiana		1	2			
15	A	Texas A&M		5	6	50	H	Baylor		4	1	68	H	Louisiana		5	3			
						50	H	Baylor		9	5	73	H	UTSA		2	0			
						50	H	Baylor		2	0									
LAST 10 GAMES																				
185	H	New Orleans		1	4	28	A	Oklahoma		0	6	28	A	Oklahoma		5	3			
185	H	New Orleans		3	1	28	A	Oklahoma		7	6	28	A	Oklahoma		7	6			
185	H	New Orleans		8	6	15	A	Texas A&M		5	6	15	A	Texas A&M		5	6			
232	N	Texas Southern		10	2	50	H	Baylor		4	1									
222	H	UTRGV		13	2															

Non-Div. I Games:

Texas

Average RPI Win: 150		WON-LOST	WINNING	LAST 10	STRENGTH OF		OPP. STRENGTH	TEAM	ADJ	CONF.	ADJ CONF.
Average RPI Loss: 67		RECORD	PCT. RANK	GAMES	SCHEDULE		OF SCHEDULE	RPI	RPI	RPI	RPI
DIV. I ONLY		23-11-0	.67647	37	6-4-0		137	63	34	.5657	34
DIV. I NON-CONF.		20-6-0	.76923	23	3-0-0		173	27	25	.57686	25
TOTALS		RPI 1-25	RPI 26-50		W-L RECORDS		RPI 51-100		RPI 101-150		RPI 150+
23-11-0		2-3-0	2-4-0		OVERALL		0-0-0		10-4-0		9-0-0
9-1-0		1-1-0	0-0-0		HOME		0-0-0		3-0-0		5-0-0
12-7-0		0-0-0	2-4-0		AWAY		0-0-0		6-3-0		4-0-0
2-3-0		1-2-0	0-0-0		NEUTRAL		0-0-0		1-1-0		0-0-0
20-6-0		2-3-0	2-1-0		NON-CONFERENCE		0-0-0		7-2-0		9-0-0
9-1-0		1-1-0	0-0-0		HOME		0-0-0		3-0-0		5-0-0
10-3-0		0-0-0	2-0-		AWAY		0-0-0		4-2-0		4-0-0
1-2-0		1-2-0	0-0-0		NEUTRAL		0-0-0		0-0-0		0-0-0
3-5-0		0-0-0	0-3-0		CONFERENCE		0-0-0		3-2-0		0-0-0
0-0-0		0-0-0	0-0-0		HOME		0-0-0		0-0-0		0-0-0
2-4-0		0-0-0	0-3-0		AWAY		0-0-0		2-1-0		0-0-0
1-1-0		0-0-0	0-0-0		NEUTRAL		0-0-0		1-1-0		0-0-0
RPI S	Opponent	Score		RPI S	Opponent	Score		RPI S	Opponent	Score	
19 N	Northeastern	15	7	40 A	Minnesota	7	3	102 H	Kansas	14	11
19 N	Northeastern	7	12	40 A	Minnesota	7	3	106 A	Illinois St.	5	1
19 N	Northeastern	3	8	40 A	Minnesota	1	15	106 A	Illinois St.	7	5
20 H	Wichita St.	3	1	48 A	St. John's (NY)	2	6	118 H	Nebraska	3	1
20 H	Wichita St.	4	7	48 A	St. John's (NY)	1	5	119 A	Central Ark.	6	7
				48 A	St. John's (NY)	3	4	119 A	Central Ark.	12	5
								119 A	Central Ark.	2	6
								121 A	Kansas St.	13	3
								121 H	Kansas St.	8	3
								123 A	Xavier	8	12
								123 A	Xavier	7	3
								123 A	Xavier	24	8
								129 N	Butler	4	6
								129 N	Butler	3	2
								199 A	UC Davis	10	7
								199 A	UC Davis	6	3
								199 A	UC Davis	9	6
								239 H	South Dakota St.	9	4
								263 H	Evansville	5	4
								263 H	Evansville	2	1
								263 H	Evansville	12	7
								273 H	Omaha	9	2
								275 A	Ark. -Pine Bluff	10	6
LAST 10 GAMES											
123 A	Xavier	8	12	48 A	St. John's (NY)	1	5	48 A	St. John's (NY)	2	6
123 A	Xavier	7	3	102 H	Kansas	14	11	239 H	South Dakota St.	9	4
123 A	Xavier	24	8	129 N	Butler	3	2				
273 H	Omaha	9	2								
48 A	St. John's (NY)	3	4								

Non-Div. I Games:

Creighton

Average RPI Win: 132		WON-LOST	WINNING	LAST 10	STRENGTH OF		OPP. STRENGTH	TEAM	ADJ	CONF.	ADJ CONF.
Average RPI Loss: 84		RECORD	PCT. RANK	GAMES	SCHEDULE		OF SCHEDULE	RPI	RPI	RPI	RPI
DIV. I ONLY		28-11-0	.71795	18	7-3-0		124	36	35	.5654	35
DIV. I NON-CONF.		15-7-0	.68182	48	1-1-0		175	10	62	.54526	62
TOTALS		RPI 1-25	RPI 26-50		W-L RECORDS		RPI 51-100		RPI 101-150		RPI 150+
28-11-0		2-3-0	3-2-0		OVERALL		6-2-0		4-1-0		13-3-0
19-4-0		0-0-0	3-0-0		HOME		6-1-0		2-1-0		8-2-0
7-5-0		2-2-0	0-1-0		AWAY		0-1-0		2-0-0		3-1-0
2-2-0		0-1-0	0-1-0		NEUTRAL		0-0-0		0-0-0		2-0-0
15-7-0		0-2-0	3-2-0		NON-CONFERENCE		4-2-0		2-0-0		6-1-0
10-2-0		0-0-0	3-0-0		HOME		4-1-0		0-0-0		3-1-0
3-3-0		0-1-0	0-0-		AWAY		0-1-0		2-0-0		1-0-0
2-2-0		0-1-0	0-1-0		NEUTRAL		0-0-0		0-0-0		2-0-0
13-4-0		2-1-0	0-0-0		CONFERENCE		2-0-0		2-1-0		7-2-0
9-2-0		0-0-0	0-0-0		HOME		2-0-0		2-1-0		5-1-0
4-2-0		2-1-0	0-0-0		AWAY		0-0-0		0-0-0		2-1-0
0-0-0		0-0-0	0-0-0		NEUTRAL		0-0-0		0-0-0		0-0-0
RPI S	Opponent	Score	RPI S	Opponent	Score	RPI S	Opponent	Score	RPI S	Opponent	Score
5 A	Ole Miss	6 7	29 A	South Ala.	9 10	68 H	Louisiana	9 8	103 A	Tulane	12 3
5 N	Ole Miss	3 11	39 N	Ohio St.	6 9	68 H	Louisiana	4 7	104 H	Rice	6 7
14 A	Fla. Atlantic	5 2	46 H	Mississippi St.	7 4	69 A	Alabama	0 3	104 H	Rice	8 7
14 A	Fla. Atlantic	5 6	46 H	Mississippi St.	11 0	73 H	UTSA	4 3	104 H	Rice	12 1
14 A	Fla. Atlantic	14 3	46 H	Mississippi St.	5 2	73 H	UTSA	12 2	136 A	Southeastern La.	12 4
						95 H	Ga. Southern	8 2	151 A	FIU	13 1
						95 H	Ga. Southern	4 3	151 A	FIU	4 5
						95 H	Ga. Southern	3 2	151 A	FIU	5 0
									181 H	Middle Tenn.	11 2
									181 H	Middle Tenn.	8 0
									181 H	Middle Tenn.	9 1
									183 N	Eastern Mich.	9 4
									184 H	Western Ky.	1 7
									184 H	Western Ky.	14 1
									184 H	Western Ky.	8 2
									185 A	New Orleans	9 7
									207 N	Nicholls St.	20 4
									253 H	UT Martin	16 2
									253 H	UT Martin	10 13
									253 H	UT Martin	13 4
									287 H	Southern U.	12 1
LAST 10 GAMES											
						181 H	Middle Tenn.	8 0	151 A	FIU	4 5
						181 H	Middle Tenn.	11 2	151 A	FIU	5 0
						181 H	Middle Tenn.	9 1	5 N	Ole Miss	3 11
						136 A	Southeastern La.	12 4	184 H	Western Ky.	14 1
						151 A	FIU	13 1	184 H	Western Ky.	1 7

Non-Div. I Games:

Southern Miss.

Average RPI Win:		95	WON-LOST RECORD		WINNING PCT. RANK		LAST 10 GAMES		STRENGTH OF SCHEDULE		OPP. STRENGTH OF SCHEDULE		TEAM RPI		ADJ RPI		CONF. RPI		ADJ CONF. RPI				
DIV. I ONLY		23-14-1		.61842		70		7-3-0		65		15		36		.56495		36		2		2	
DIV. I NON-CONF.		10-11-1		.47727		154		0-2-0		69		60		110		.5174		110		2		2	
TOTALS		RPI 1-25		RPI 26-50		W-L RECORDS		RPI 51-100		RPI 101-150		RPI 150+											
23-14-1		0-2-0		4-4-0		OVERALL		6-2-1		12-3-0		1-3-0											
11-7-1		0-1-0		0-1-0		HOME		5-2-1		5-0-0		1-3-0											
12-7-0		0-1-0		4-3-0		AWAY		1-0-0		7-3-0		0-0-0											
0-0-0		0-0-0		0-0-0		NEUTRAL		0-0-0		0-0-0		0-0-0											
10-11-1		0-2-0		0-1-0		NON-CONFERENCE		3-2-1		6-3-0		1-3-0											
5-7-1		0-1-0		0-1-0		HOME		2-2-1		2-0-0		1-3-0											
5-4-0		0-1-0		0-0-		AWAY		1-0-0		4-3-0		0-0-0											
0-0-0		0-0-0		0-0-0		NEUTRAL		0-0-0		0-0-0		0-0-0											
13-3-0		0-0-0		4-3-0		CONFERENCE		3-0-0		6-0-0		0-0-0											
6-0-0		0-0-0		0-0-0		HOME		3-0-0		3-0-0		0-0-0											
7-3-0		0-0-0		4-3-0		AWAY		0-0-0		3-0-0		0-0-0											
0-0-0		0-0-0		0-0-0		NEUTRAL		0-0-0		0-0-0		0-0-0											
RPI	S	Opponent		Score		RPI	S	Opponent		Score		RPI	S	Opponent		Score							
20	A	Wichita St.		5	7	28	A	Oklahoma		7	1	102	H	Kansas		12	1						
20	H	Wichita St.		7	10	32	A	West Virginia		7	4	102	H	Kansas		4	3						
						32	A	West Virginia		7	10	102	H	Kansas		4	3						
						32	A	West Virginia		6	4	105	A	Texas St.		6	5						
						33	A	Texas		1	7	105	A	Texas St.		6	2						
						33	A	Texas		6	1	105	A	Texas St.		1	10						
						33	A	Texas		5	10	119	A	Central Ark.		3	1						
						41	H	DBU		4	6	121	A	Kansas St.		6	3						
												121	A	Kansas St.		13	8						
												121	A	Kansas St.		6	1						
												138	A	Arizona St.		3	2						
												138	A	Arizona St.		2	14						
												138	A	Arizona St.		1	9						
												149	H	Marist		3	2						
												149	H	Marist		5	3						
												183	H	Eastern Mich.		7	9						
												183	H	Eastern Mich.		8	3						
												183	H	Eastern Mich.		5	6						
												194	H	Oral Roberts		5	10						
						LAST 10 GAMES																	
						102 H Kansas						32 A West Virginia						7 10					
						102 H Kansas						32 A West Virginia						7 4					
						102 H Kansas						20 H Wichita St.						7 10					
						194 H Oral Roberts						121 A Kansas St.						13 8					
						32 A West Virginia						121 A Kansas St.						6 1					

Non-Div. I Games:

Oklahoma St.

Average RPI Win: 153		WON-LOST RECORD		WINNING PCT. RANK		LAST 10 GAMES		STRENGTH OF SCHEDULE		OPP. STRENGTH OF SCHEDULE		TEAM RPI		ADJ RPI		CONF. RPI		ADJ CONF. RPI	
DIV. I ONLY		28-12-0		.7 25		8-2-0		108		47		37		.56475 37		6		6	
DIV. I NON-CONF.		17-5-0		.77273 21		2-0-0		53		113		13		.59941 13		6		6	
TOTALS		RPI 1-25		RPI 26-50		W-L RECORDS		RPI 51-100		RPI 101-150		RPI 150+							
28-12-0		3-7-0		0-0-0		OVERALL		8-4-0		3-0-0		14-1-0							
17-6-0		3-3-0		0-0-0		HOME		4-3-0		3-0-0		7-0-0							
11-6-0		0-4-0		0-0-0		AWAY		4-1-0		0-0-0		7-1-0							
0-0-0		0-0-0		0-0-0		NEUTRAL		0-0-0		0-0-0		0-0-0							
17-5-0		2-5-0		0-0-0		NON-CONFERENCE		3-0-0		3-0-0		9-0-0							
13-1-0		2-1-0		0-0-0		HOME		1-0-0		3-0-0		7-0-0							
4-4-0		0-4-0		0-0-		AWAY		2-0-0		0-0-0		2-0-0							
0-0-0		0-0-0		0-0-0		NEUTRAL		0-0-0		0-0-0		0-0-0							
11-7-0		1-2-0		0-0-0		CONFERENCE		5-4-0		0-0-0		5-1-0							
4-5-0		1-2-0		0-0-0		HOME		3-3-0		0-0-0		0-0-0							
7-2-0		0-0-0		0-0-0		AWAY		2-1-0		0-0-0		5-1-0							
0-0-0		0-0-0		0-0-0		NEUTRAL		0-0-0		0-0-0		0-0-0							
RPI	S	Opponent		Score		RPI	S	Opponent		Score		RPI	S	Opponent		Score			
11	A	Florida St.		5	6			55 H Little Rock		1	3	139	H	Gardner-Webb		6	4		
11	A	Florida St.		4	9			55 H Little Rock		1	3	139	H	Gardner-Webb		6	3		
11	A	Florida St.		3	7			55 H Little Rock		2	0	139	H	Gardner-Webb		6	0		
12	A	Auburn		5	6			68 A Louisiana		6	2	196	A	Appalachian St.		15	3		
24	H	Coastal Caro.		2	3			68 A Louisiana		3	4	196	A	Appalachian St.		6	2		
24	H	Coastal Caro.		4	2			68 A Louisiana		8	5	196	A	Appalachian St.		2	5		
24	H	Coastal Caro.		4	5			75 H Georgia St.		2	5	198	A	UAB		4	1		
25	H	Tennessee Tech		13	12			75 H Georgia St.		8	3	198	H	UAB		3	2		
25	H	Tennessee Tech		6	10			75 H Georgia St.		14	4	210	A	Arkansas St.		13	10		
25	H	Tennessee Tech		10	7			81 A Samford		5	4	210	A	Arkansas St.		12	9		
								81 H Samford		14	2	210	A	Arkansas St.		4	3		
								85 A Jacksonville St.		16	13	246	A	Alabama St.		10	2		
												246	H	Alabama St.		14	1		
												253	H	UT Martin		10	4		
												253	H	UT Martin		14	2		
												253	H	UT Martin		6	2		
												253	H	UT Martin		12	1		
												286	H	Alabama A&M		10	2		
						LAST 10 GAMES													
						210	A	Arkansas St.		12	9	24	H	Coastal Caro.		4	5		
						210	A	Arkansas St.		13	10	24	H	Coastal Caro.		2	3		
						210	A	Arkansas St.		4	3	24	H	Coastal Caro.		4	2		
						246	A	Alabama St.		10	2	196	A	Appalachian St.		15	3		
						286	H	Alabama A&M		10	2	196	A	Appalachian St.		6	2		

Non-Div. I Games:

Troy

Average RPI Win:	135	WON-LOST RECORD	WINNING PCT. RANK	LAST 10 GAMES	STRENGTH OF SCHEDULE	OPP. STRENGTH OF SCHEDULE	TEAM RPI	ADJ RPI	CONF. RPI	ADJ CONF. RPI		
DIV. I ONLY		23-15-0	.60526	77	6-4-0	22	95	38	.56351	38	5	5
DIV. I NON-CONF.		16-6-0	.72727	36	2-0-0	41	183	21	.58284	21	5	5
<hr/>												
TOTALS	RPI 1-25	RPI 26-50		W-L RECORDS		RPI 51-100		RPI 101-150		RPI 150+		
23-15-0	2-5-0	0-1-0		OVERALL		5-5-0		6-2-0		10-2-0		
17-5-0	2-4-0	0-0-0		HOME		4-0-0		3-0-0		8-1-0		
5-7-0	0-0-0	0-1-0		AWAY		0-4-0		3-2-0		2-0-0		
1-3-0	0-1-0	0-0-0		NEUTRAL		1-1-0		0-0-0		0-1-0		
16-6-0	0-1-0	0-1-0		NON-CONFERENCE		5-2-0		3-1-0		8-1-0		
13-0-0	0-0-0	0-0-0		HOME		4-0-0		3-0-0		6-0-0		
2-3-0	0-0-0	0-0-		AWAY		0-1-0		0-1-0		2-0-0		
1-3-0	0-1-0	0-0-0		NEUTRAL		1-1-0		0-0-0		0-1-0		
7-9-0	2-4-0	0-0-0		CONFERENCE		0-3-0		3-1-0		2-1-0		
4-5-0	2-4-0	0-0-0		HOME		0-0-0		0-0-0		2-1-0		
3-4-0	0-0-0	0-0-0		AWAY		0-3-0		3-1-0		0-0-0		
0-0-0	0-0-0	0-0-0		NEUTRAL		0-0-0		0-0-0		0-0-0		
RPI	S	Opponent	Score	RPI	S	Opponent	Score	RPI	S	Opponent	Score	
1	H	Stanford	2 8	40	A	Minnesota	2 3	54	N	Michigan	9 5	
1	H	Stanford	2 7					57	N	Illinois	3 4	
1	H	Stanford	7 8					59	A	San Diego St.	2 3	
4	H	Oregon St.	15 4					59	H	San Diego St.	13 4	
4	H	Oregon St.	2 6					64	A	Washington	2 3	
4	H	Oregon St.	6 5					64	A	Washington	1 7	
8	N	Arkansas	0 1					64	A	Washington	0 1	
								93	H	Bryant	10 1	
								93	H	Bryant	4 0	
								93	H	Bryant	5 1	

Non-Div. I Games:

Ari zona

Average RPI Win:		151	WON-LOST RECORD		WINNING PCT. RANK		LAST 10 GAMES		STRENGTH OF SCHEDULE		OPP. STRENGTH OF SCHEDULE		TEAM RPI		ADJ RPI		CONF. RPI		ADJ CONF. RPI					
Average RPI Loss:		86	27-11-0		.71053		20		7-3-0		122		97		39		.56292		39		9		9	
DIV. I ONLY			19-7-0		.73077		35		2-0-0		140		138		42		.56029		42		8		8	
DIV. I NON-CONF.																								
TOTALS		RPI 1-25		RPI 26-50		W-L RECORDS		RPI 51-100		RPI 101-150		RPI 150+												
27-11-0		1-3-0		4-3-0		OVERALL		0-0-0		8-2-0		14-3-0												
12-3-0		0-0-0		2-1-0		HOME		0-0-0		5-1-0		5-1-0												
7-3-0		1-1-0		1-2-0		AWAY		0-0-0		2-0-0		3-0-0												
8-5-0		0-2-0		1-0-0		NEUTRAL		0-0-0		1-1-0		6-2-0												
19-7-0		1-3-0		1-0-0		NON-CONFERENCE		0-0-0		6-1-0		11-3-0												
8-1-0		0-0-0		0-0-0		HOME		0-0-0		3-0-0		5-1-0												
3-1-0		1-1-0		0-0-		AWAY		0-0-0		2-0-0		0-0-0												
8-5-0		0-2-0		1-0-0		NEUTRAL		0-0-0		1-1-0		6-2-0												
8-4-0		0-0-0		3-3-0		CONFERENCE		0-0-0		2-1-0		3-0-0												
4-2-0		0-0-0		2-1-0		HOME		0-0-0		2-1-0		0-0-0												
4-2-0		0-0-0		1-2-0		AWAY		0-0-0		0-0-0		3-0-0												
0-0-0		0-0-0		0-0-0		NEUTRAL		0-0-0		0-0-0		0-0-0												
RPI	S	Opponent		Score		RPI	S	Opponent		Score		RPI	S	Opponent		Score								
4	N	Oregon St.		8	10	26	H	Indiana		5	4	101	A	UNCW		8	1							
4	N	Oregon St.		1	6	26	H	Indiana		0	4	101	A	UNCW		8	3							
24	A	Coastal Caro.		8	10	26	H	Indiana		6	5	118	H	Nebraska		15	14							
24	A	Coastal Caro.		7	5	35	N	Southern Miss.		9	6	118	H	Nebraska		3	7							
						45	A	Iowa		5	9	118	H	Nebraska		7	4							
						45	A	Iowa		2	1	128	N	High Poi nt		8	6							
						45	A	Iowa		1	2	128	N	High Poi nt		4	8							
												150	H	CSUN		11	6							
												150	H	CSUN		7	3							
												150	H	CSUN		2	1							
												164	N	Can i si us		4	5							
												164	N	Can i si us		6	4							
												179	N	Mil waukee		13	3							
												179	N	Mil waukee		11	7							
												183	N	Eastern Mi ch.		1	6							
												187	H	Tol edo		19	4							
												206	H	Georgetown		1	5							
												206	H	Georgetown		5	4							
												206	H	Georgetown		13	5							
												207	N	Ni chol l s St.		6	3							
												209	A	Penn St.		19	8							
												209	A	Penn St.		1	0							
												209	A	Penn St.		5	1							
												218	N	Utah		20	13							
												218	N	Utah		7	2							
												247	H	Ohi o		4	0							
												274	H	Youngstown St.		12	3							
LAST 10 GAMES																								
						26	H	Indiana		6	5	209	A	Penn St.		19	8							
						26	H	Indiana		5	4	209	A	Penn St.		1	0							
						26	H	Indiana		0	4	247	H	Ohi o		4	0							
						274	H	Youngstown St.		12	3	45	A	Iowa		1	2							
						209	A	Penn St.		5	1	45	A	Iowa		5	9							

Non-Div. I Games:

Ohio St.

Average RPI Win: 135		WON-LOST RECORD	WINNING PCT. RANK	LAST 10 GAMES	STRENGTH OF SCHEDULE	OPP. STRENGTH OF SCHEDULE	TEAM RPI	ADJ RPI	CONF. RPI	ADJ CONF. RPI					
Average RPI Loss: 63															
DIV. I ONLY		25-11-0	.69444	26	8-1-0	115	56	40	.56219	40	9	9			
DIV. I NON-CONF.		16-9-0	.64	66	1-0-0	79	86	50	.55283	50	8	8			
<hr/>															
TOTALS		RPI 1-25		RPI 26-50		W-L RECORDS		RPI 51-100		RPI 101-150		RPI 150+			
25-11-0		0-0-0		6-6-0		OVERALL		6-3-0		3-2-0		10-0-0			
10-6-0		0-0-0		6-5-0		HOME		0-1-0		0-0-0		4-0-0			
8-5-0		0-0-0		0-1-0		AWAY		6-2-0		2-2-0		0-0-0			
7-0-0		0-0-0		0-0-0		NEUTRAL		0-0-0		1-0-0		6-0-0			
16-9-0		0-0-0		4-5-0		NON-CONFERENCE		4-3-0		1-1-0		7-0-0			
8-5-0		0-0-0		4-4-0		HOME		0-1-0		0-0-0		4-0-0			
4-4-0		0-0-0		0-0-		AWAY		4-2-0		0-1-0		0-0-0			
4-0-0		0-0-0		0-0-0		NEUTRAL		0-0-0		1-0-0		3-0-0			
9-2-0		0-0-0		2-1-0		CONFERENCE		2-0-0		2-1-0		3-0-0			
2-1-0		0-0-0		2-1-0		HOME		0-0-0		0-0-0		0-0-0			
4-1-0		0-0-0		0-0-0		AWAY		2-0-0		2-1-0		0-0-0			
3-0-0		0-0-0		0-0-0		NEUTRAL		0-0-0		0-0-0		3-0-0			
RPI	S	Opponent	Score	RPI	S	Opponent	Score	RPI	S	Opponent	Score				
				30	H	UCLA	1 6	64	H	Washington	4 6	114	N	George Washington	12 5
				34	H	Creighton	15 1	75	A	Georgia St.	6 9	117	A	UT Arlington	5 13
				34	H	Creighton	3 7	77	A	Purdue	22 7	118	A	Nebraska	2 0
				34	H	Creighton	3 7	77	A	Purdue	18 8	118	A	Nebraska	2 8
				38	H	Arizona	3 2	86	A	TCU	6 3	118	A	Nebraska	5 1
				43	A	Georgia Tech	2 3	86	A	TCU	8 0	175	N	Boston College	14 1
				45	H	Iowa	3 0	86	A	TCU	4 5	179	H	Milwaukee	5 4
				45	H	Iowa	3 5	87	A	Kennesaw St.	11 8	209	N	Penn St.	17 2
				45	H	Iowa	4 3	87	A	Kennesaw St.	9 3	209	N	Penn St.	8 2
				48	H	St. John's (NY)	5 11					209	N	Penn St.	7 6
				48	H	St. John's (NY)	9 8					235	H	North Dakota St.	3 1
				48	H	St. John's (NY)	6 3					239	H	South Dakota St.	1 0
												257	N	Chicago St.	16 5
												273	H	Omaha	5 3
												280	N	Mt. St. Mary's	16 5
<hr/>															
LAST 10 GAMES															
				45	H	Iowa	3 5	209	N	Penn St.	8 2				
				45	H	Iowa	3 0	209	N	Penn St.	17 2				
				45	H	Iowa	4 3	209	N	Penn St.	7 6				
				77	A	Purdue	18 8	48	H	St. John's (NY)	6 3				
				77	A	Purdue	22 7	48	H	St. John's (NY)	9 8				

Non-Div. I Games:

Minnesota

Average RPI Win:		149	WON-LOST		WINNING		LAST 10		STRENGTH OF		OPP. STRENGTH		TEAM		ADJ		CONF.		ADJ CONF.					
Average RPI Loss:		33	RECORD		PCT. RANK		GAMES		SCHEDULE		OF SCHEDULE		RPI		RPI		RPI		RPI					
DIV. I ONLY			26-13-0		.66667		44		6-4-0		76		21		42		.55951		42		3		3	
DIV. I NON-CONF.			16-2-0		.88889		5		2-0-0		268		101		43		.56009		43		3		3	
TOTALS		RPI 1-25		RPI 26-50		W-L RECORDS		RPI 51-100		RPI 101-150		RPI 150+												
26-13-0		7-9-0		0-0-0		OVERALL		2-4-0		4-0-0		13-0-0												
17-8-0		6-6-0		0-0-0		HOME		1-2-0		1-0-0		9-0-0												
7-5-0		1-3-0		0-0-0		AWAY		1-2-0		3-0-0		2-0-0												
2-0-0		0-0-0		0-0-0		NEUTRAL		0-0-0		0-0-0		2-0-0												
16-2-0		2-2-0		0-0-0		NON-CONFERENCE		0-0-0		1-0-0		13-0-0												
12-1-0		2-1-0		0-0-0		HOME		0-0-0		1-0-0		9-0-0												
2-1-0		0-1-0		0-0-		AWAY		0-0-0		0-0-0		2-0-0												
2-0-0		0-0-0		0-0-0		NEUTRAL		0-0-0		0-0-0		2-0-0												
10-11-0		5-7-0		0-0-0		CONFERENCE		2-4-0		3-0-0		0-0-0												
5-7-0		4-5-0		0-0-0		HOME		1-2-0		0-0-0		0-0-0												
5-4-0		1-2-0		0-0-0		AWAY		1-2-0		3-0-0		0-0-0												
0-0-0		0-0-0		0-0-0		NEUTRAL		0-0-0		0-0-0		0-0-0												
RPI	S	Opponent		Score		RPI	S	Opponent		Score		RPI	S	Opponent		Score								
3	H	Texas Tech		4	8					74	H	Virginia	4	5	123	H	Xavier	6	4					
3	H	Texas Tech		7	4					74	H	Virginia	5	4	142	A	Virginia Tech	3	1					
6	H	North Carolina		5	4					74	H	Virginia	1	2	142	A	Virginia Tech	16	1					
6	H	North Carolina		6	4					90	A	Wake Forest	11	6	142	A	Virginia Tech	3	2					
6	H	North Carolina		3	10					90	A	Wake Forest	1	2	166	H	Morehead St.	16	10					
9	H	NC State		3	10					90	A	Wake Forest	3	6	171	N	Richmond	4	3					
9	H	NC State		6	9										174	H	Eastern Ky.	4	2					
9	H	NC State		8	2										184	A	Western Ky.	8	5					
11	A	Florida St.		4	9										226	N	George Mason	15	8					
11	A	Florida St.		7	8										264	A	The Citadel	8	3					
11	A	Florida St.		6	1										268	H	Western Caro.	3	2					
17	H	Clemson		3	4										268	H	Western Caro.	16	4					
17	H	Clemson		5	1										268	H	Western Caro.	8	7					
17	H	Clemson		1	3										271	H	Northern Ky.	7	2					
18	A	Kentucky		5	8										274	H	Youngstown St.	12	2					
18	H	Kentucky		8	2										274	H	Youngstown St.	8	1					
															274	H	Youngstown St.	11	0					
LAST 10 GAMES																								
						74	H	Virginia	1	2	142	A	Virginia Tech	16	1									
						74	H	Virginia	4	5	142	A	Virginia Tech	3	2									
						74	H	Virginia	5	4	271	H	Northern Ky.	7	2									
						18	H	Kentucky	8	2	9	H	NC State	3	10									
						142	A	Virginia Tech	3	1	9	H	NC State	6	9									

Non-Div. I Games:

Loui svi lle

Average RPI Win:		121	WON-LOST RECORD		WINNING PCT. RANK		LAST 10 GAMES		STRENGTH OF SCHEDULE		OPP. STRENGTH OF SCHEDULE		TEAM RPI		ADJ RPI		CONF. RPI		ADJ CONF. RPI					
DIV. I ONLY			22-19-0		.53659		123		4-6-0		7		66		43		.55856		43		3		3	
DIV. I NON-CONF.			13-7-0		.65		61		2-1-0		28		220		49		.5534		49		3		3	
TOTALS		RPI 1-25		RPI 26-50		W-L RECORDS		RPI 51-100		RPI 101-150		RPI 150+												
22-19-0		4-12-0		1-0-0		OVERALL		9-5-0		2-1-0		6-1-0												
17-7-0		3-2-0		1-0-0		HOME		5-3-0		2-1-0		6-1-0												
5-12-0		1-10-0		0-0-0		AWAY		4-2-0		0-0-0		0-0-0												
0-0-0		0-0-0		0-0-0		NEUTRAL		0-0-0		0-0-0		0-0-0												
13-7-0		1-3-0		1-0-0		NON-CONFERENCE		5-3-0		0-0-0		6-1-0												
10-5-0		1-1-0		1-0-0		HOME		2-3-0		0-0-0		6-1-0												
3-2-0		0-2-0		0-0-		AWAY		3-0-0		0-0-0		0-0-0												
0-0-0		0-0-0		0-0-0		NEUTRAL		0-0-0		0-0-0		0-0-0												
9-12-0		3-9-0		0-0-0		CONFERENCE		4-2-0		2-1-0		0-0-0												
7-2-0		2-1-0		0-0-0		HOME		3-0-0		2-1-0		0-0-0												
2-10-0		1-8-0		0-0-0		AWAY		1-2-0		0-0-0		0-0-0												
0-0-0		0-0-0		0-0-0		NEUTRAL		0-0-0		0-0-0		0-0-0												
RPI	S	Opponent		Score		RPI	S	Opponent		Score		RPI	S	Opponent		Score								
6	A	North Carolina		8 9		40	H	Minnesota		3 2		66	H	Miami (FL)		13 4								
6	A	North Carolina		3 9								66	H	Miami (FL)		4 1								
6	A	North Carolina		3 10								66	H	Miami (FL)		6 1								
7	A	Georgia		0 4								75	A	Georgia St.		12 6								
9	A	NC State		13 4								75	H	Georgia St.		2 5								
9	A	NC State		6 9								76	H	Bradley		7 10								
9	A	NC State		2 5								87	H	Kennesaw St.		17 7								
11	H	Florida St.		2 1								91	A	Pittsburgh		3 4								
11	H	Florida St.		16 3								91	A	Pittsburgh		5 6								
11	H	Florida St.		2 10								91	A	Pittsburgh		7 3								
12	A	Auburn		7 12								95	A	Ga. Southern		7 1								
12	H	Auburn		6 4								95	H	Ga. Southern		3 1								
13	H	UConn		7 9								100	A	Mercer		16 8								
17	A	Clemson		2 3								100	H	Mercer		2 6								
17	A	Clemson		2 13																				
17	A	Clemson		3 7																				
						LAST 10 GAMES																		
						6 A North Carolina						91 A Pittsburgh												
						3 10						3 4												
						6 A North Carolina						91 A Pittsburgh												
						8 9						7 3												
						6 A North Carolina						75 H Georgia St.												
						3 9						2 5												
						87 H Kennesaw St.						100 A Mercer												
						17 7						16 8												
						91 A Pittsburgh						11 H Florida St.												
						5 6						16 3												

Non-Div. I Games:

Georgia Tech

Average RPI Win:		185	WON-LOST RECORD		WINNING PCT. RANK		LAST 10 GAMES		STRENGTH OF SCHEDULE		OPP. STRENGTH OF SCHEDULE		TEAM RPI		ADJ RPI		CONF. RPI		ADJ CONF. RPI					
DIV. I ONLY			27-11-0		.71053		20		5-5-0		138		135		44		.55841		44		8		8	
DIV. I NON-CONF.			22-7-0		.75862		29		0-1-0		186		132		44		.5582		44		10		10	
TOTALS		RPI 1-25		RPI 26-50		W-L RECORDS		RPI 51-100		RPI 101-150		RPI 150+												
27-11-0		1-4-0		0-0-0		OVERALL		3-2-0		1-2-0		22-3-0												
16-4-0		0-0-0		0-0-0		HOME		3-1-0		1-2-0		12-1-0												
11-7-0		1-4-0		0-0-0		AWAY		0-1-0		0-0-0		10-2-0												
0-0-0		0-0-0		0-0-0		NEUTRAL		0-0-0		0-0-0		0-0-0												
22-7-0		0-2-0		0-0-0		NON-CONFERENCE		3-2-0		1-2-0		18-1-0												
14-3-0		0-0-0		0-0-0		HOME		3-1-0		1-2-0		10-0-0												
8-4-0		0-2-0		0-0-		AWAY		0-1-0		0-0-0		8-1-0												
0-0-0		0-0-0		0-0-0		NEUTRAL		0-0-0		0-0-0		0-0-0												
5-4-0		1-2-0		0-0-0		CONFERENCE		0-0-0		0-0-0		4-2-0												
2-1-0		0-0-0		0-0-0		HOME		0-0-0		0-0-0		2-1-0												
3-3-0		1-2-0		0-0-0		AWAY		0-0-0		0-0-0		2-1-0												
0-0-0		0-0-0		0-0-0		NEUTRAL		0-0-0		0-0-0		0-0-0												
RPI	S	Opponent		Score		RPI	S	Opponent		Score		RPI	S	Opponent		Score								
2	A	Florida		4	8							66	A	Mi ami (FL)		1	8							
16	A	Jacksonville		4	3							66	H	Mi ami (FL)		1	0							
16	A	Jacksonville		5	15							99	H	ETSU		6	1							
16	A	Jacksonville		1	5							99	H	ETSU		8	10							
21	A	South Fla.		3	10							99	H	ETSU		11	2							
												140	H	Rutgers		9	13							
												140	H	Rutgers		3	6							
												140	H	Rutgers		9	8							
												151	A	FIU		13	6							
												156	A	Bethune-Cookman		1	3							
												156	A	Bethune-Cookman		8	1							
												156	A	Bethune-Cookman		10	4							
												167	H	NJIT		9	1							
												167	H	NJIT		3	1							
												167	H	NJIT		3	4							
												183	H	Eastern Mich.		8	7							
												183	H	Eastern Mich.		12	11							
												183	H	Eastern Mich.		6	5							
												183	H	Eastern Mich.		12	3							
												202	A	Jackson St.		9	4							
												202	A	Jackson St.		9	4							
												202	A	Jackson St.		6	3							
												224	A	USC Upstate		6	7							
												224	A	USC Upstate		14	1							
												224	A	USC Upstate		3	2							
												229	H	UMBC		14	3							
												229	H	UMBC		6	3							
												229	H	UMBC		5	0							
												258	A	Florida A&M		13	12							
												258	A	Florida A&M		15	7							
												263	H	Evansville		7	3							
												263	H	Evansville		10	0							
												263	H	Evansville		4	2							
LAST 10 GAMES																								
						224	A	USC Upstate		3	2	16	A	Jacksonville		1	5							
						224	A	USC Upstate		14	1	16	A	Jacksonville		4	3							
						224	A	USC Upstate		6	7	167	H	NJIT		3	4							
						66	A	Mi ami (FL)		1	8	167	H	NJIT		3	1							
						16	A	Jacksonville		5	15	167	H	NJIT		9	1							

Non-Div. I Games:

FGCU

Iowa

Average RPI Win: 147		WON-LOST RECORD	WINNING PCT. RANK	LAST 10 GAMES	STRENGTH OF SCHEDULE	OPP. STRENGTH OF SCHEDULE	TEAM RPI	ADJ RPI	CONF. RPI	ADJ CONF. RPI	
Average RPI Loss: 81											
DIV. I ONLY		19-13-0	.59375 82	5-4-0	59	121	45	.55807 45	9	9	
DIV. I NON-CONF.		12-7-0	.63158 72	1-0-0	229	151	108	.51823 108	8	8	
TOTALS		RPI 1-25	RPI 26-50		W-L RECORDS		RPI 51-100		RPI 101-150		RPI 150+
19-13-0	0-0-0		4-4-0		OVERALL		3-5-0		2-2-0		10-2-0
8-3-0	0-0-0		3-2-0		HOME		1-0-0		0-1-0		4-0-0
7-8-0	0-0-0		1-2-0		AWAY		2-4-0		1-1-0		3-1-0
4-2-0	0-0-0		0-0-0		NEUTRAL		0-1-0		1-0-0		3-1-0
12-7-0	0-0-0		0-0-0		NON-CONFERENCE		1-4-0		1-1-0		10-2-0
5-1-0	0-0-0		0-0-0		HOME		1-0-0		0-1-0		4-0-0
3-4-0	0-0-0		0-0-		AWAY		0-3-0		0-0-0		3-1-0
4-2-0	0-0-0		0-0-0		NEUTRAL		0-1-0		1-0-0		3-1-0
7-6-0	0-0-0		4-4-0		CONFERENCE		2-1-0		1-1-0		0-0-0
3-2-0	0-0-0		3-2-0		HOME		0-0-0		0-0-0		0-0-0
4-4-0	0-0-0		1-2-0		AWAY		2-1-0		1-1-0		0-0-0
0-0-0	0-0-0		0-0-0		NEUTRAL		0-0-0		0-0-0		0-0-0
RPI	S	Opponent	Score	RPI	S	Opponent	Score	RPI	S	Opponent	Score
				26	H	Indiana	2 4	51	A	UNLV	0 4
				26	H	Indiana	5 1	51	A	UNLV	2 11
				39	H	Ohio St.	1 2	51	A	UNLV	3 13
				39	H	Ohio St.	9 5	57	A	Illinois	4 2
				39	H	Ohio St.	2 1	57	A	Illinois	12 13
				40	A	Minnesota	3 4	57	A	Illinois	8 5
				40	A	Minnesota	0 3	65	N	Missouri St.	3 8
				40	A	Minnesota	5 3	76	H	Bradley	13 9

Average RPI Win:		163	WON-LOST RECORD		WINNING PCT. RANK		LAST 10 GAMES		STRENGTH OF SCHEDULE		OPP. STRENGTH OF SCHEDULE		TEAM RPI		ADJ RPI		CONF. RPI		ADJ CONF. RPI					
DIV. I ONLY			26-10-0		.72222		17		10-0-0		187		102		48		.55539		48		12		12	
DIV. I NON-CONF.			17-10-0		.62963		74		3-0-0		185		83		67		.54162		67		12		12	
TOTALS		RPI 1-25		RPI 26-50		W-L RECORDS		RPI 51-100		RPI 101-150		RPI 150+												
26-10-0		2-2-0		4-2-0		OVERALL		1-0-0		4-3-0		15-3-0												
11-3-0		1-2-0		3-0-0		HOME		1-0-0		0-0-0		6-1-0												
12-7-0		1-0-0		1-2-0		AWAY		0-0-0		4-3-0		6-2-0												
3-0-0		0-0-0		0-0-0		NEUTRAL		0-0-0		0-0-0		3-0-0												
17-10-0		2-2-0		1-2-0		NON-CONFERENCE		1-0-0		4-3-0		9-3-0												
5-3-0		1-2-0		0-0-0		HOME		1-0-0		0-0-0		3-1-0												
9-7-0		1-0-0		1-0-		AWAY		0-0-0		4-3-0		3-2-0												
3-0-0		0-0-0		0-0-0		NEUTRAL		0-0-0		0-0-0		3-0-0												
9-0-0		0-0-0		3-0-0		CONFERENCE		0-0-0		0-0-0		6-0-0												
6-0-0		0-0-0		3-0-0		HOME		0-0-0		0-0-0		3-0-0												
3-0-0		0-0-0		0-0-0		AWAY		0-0-0		0-0-0		3-0-0												
0-0-0		0-0-0		0-0-0		NEUTRAL		0-0-0		0-0-0		0-0-0												
RPI	S	Opponent		Score		RPI	S	Opponent		Score		RPI	S	Opponent		Score								
6	A	North Carolina		5	2	34	H	Creighton		5	1	70	H	Wagner		3	1							
13	H	UConn		0	1	34	H	Creighton		6	2	102	A	Kansas		1	6							
13	H	UConn		1	3	34	H	Creighton		4	3	102	A	Kansas		4	7							
13	H	UConn		14	4	40	A	Minnesota		8	9	137	A	Campbell		3	1							
						40	A	Minnesota		11	5	137	A	Campbell		1	0							
						40	A	Minnesota		3	6	137	A	Campbell		7	1							
												145	A	Hofstra		12	4							
												177	H	Albany (NY)		6	1							
												178	N	Monmouth		3	0							
												199	A	UC Davis		6	10							
												199	A	UC Davis		8	0							
												200	A	Columbia		6	7							
												206	H	Georgetown		9	1							
												206	H	Georgetown		2	1							
												206	H	Georgetown		6	3							
												209	N	Penn St.		18	4							
												214	A	Binghamton		8	2							
												214	A	Binghamton		4	0							
												221	H	Fairfield		1	2							
												229	N	UMBC		12	0							
												278	H	Iona		5	1							
												282	A	Villanova		8	2							
												282	A	Villanova		6	1							
												282	A	Villanova		6	3							
												294	H	Saint Peter's		14	2							
LAST 10 GAMES						LAST 10 GAMES						LAST 10 GAMES												
						206	H	Georgetown		2	1	34	H	Creighton		5	1							
						206	H	Georgetown		9	1	34	H	Creighton		6	2							
						206	H	Georgetown		6	3	278	H	Iona		5	1							
						145	A	Hofstra		12	4	177	H	Albany (NY)		6	1							
						34	H	Creighton		4	3	282	A	Villanova		6	3							

Non-Div. I Games:

St. John's (NY)

Average RPI Win: 121		WON-LOST	WINNING	LAST 10	STRENGTH OF		OPP. STRENGTH	TEAM	ADJ		CONF.	ADJ CONF.
Average RPI Loss: 61		RECORD	PCT. RANK	GAMES	SCHEDULE		OF SCHEDULE	RPI	RPI		RPI	RPI
DIV. I ONLY		22-17-0	.5641	101	8-2-0		32	42	50		2	2
DIV. I NON-CONF.		16-8-0	.66667	51	5-1-0		77	115	41		2	2
TOTALS		RPI 1-25	RPI 26-50		W-L RECORDS		RPI 51-100		RPI 101-150		RPI 150+	
22-17-0		2-2-0	3-8-0		OVERALL		4-2-0		7-4-0		6-1-0	
15-6-0		2-1-0	0-0-0		HOME		3-1-0		6-4-0		4-0-0	
5-9-0		0-0-0	2-8-0		AWAY		1-0-0		0-0-0		2-1-0	
2-2-0		0-1-0	1-0-0		NEUTRAL		0-1-0		1-0-0		0-0-0	
16-8-0		0-1-0	3-2-0		NON-CONFERENCE		1-2-0		6-2-0		6-1-0	
9-3-0		0-0-0	0-0-0		HOME		0-1-0		5-2-0		4-0-0	
5-3-0		0-0-0	2-0-		AWAY		1-0-0		0-0-0		2-1-0	
2-2-0		0-1-0	1-0-0		NEUTRAL		0-1-0		1-0-0		0-0-0	
6-9-0		2-1-0	0-6-0		CONFERENCE		3-0-0		1-2-0		0-0-0	
6-3-0		2-1-0	0-0-0		HOME		3-0-0		1-2-0		0-0-0	
0-6-0		0-0-0	0-6-0		AWAY		0-0-0		0-0-0		0-0-0	
0-0-0		0-0-0	0-0-0		NEUTRAL		0-0-0		0-0-0		0-0-0	
RPI S	Opponent	Score	RPI S	Opponent	Score	RPI S	Opponent	Score	RPI S	Opponent	Score	
3 H	Texas Tech	2 0	28 A	Okl ahoma	2 4	56 A	Sam Houston St.	4 2	102 H	Kansas	5 6	
3 H	Texas Tech	4 11	28 A	Okl ahoma	1 6	56 H	Sam Houston St.	2 7	102 H	Kansas	17 6	
3 H	Texas Tech	12 2	28 A	Okl ahoma	4 5	86 H	TCU	4 3	102 H	Kansas	5 8	
15 N	Texas A&M	4 5	30 A	UCLA	0 3	86 H	TCU	6 0	105 H	Texas St.	1 6	
			30 A	UCLA	8 6	86 H	TCU	6 2	107 H	Houston Baptist	6 3	
			30 A	UCLA	2 5	98 N	Cal i forni a	2 8	107 H	Houston Baptist	1 0	
			33 A	Texas	1 4				107 H	Houston Baptist	2 5	
			33 A	Texas	5 9				114 H	George Washi ngton	6 1	
			33 A	Texas	0 2				114 H	George Washi ngton	6 3	
			41 A	DBU	5 2				114 H	George Washi ngton	5 1	
			49 N	Loui si ana Tech	6 1				117 N	UT Ar lington	9 1	
									212 A	Memphi s	7 0	
									212 A	Memphi s	2 7	
									212 A	Memphi s	12 8	
									223 H	Lamar Uni versi ty	2 1	
									232 H	Texas Southern	5 4	
									275 H	Ark. -Pi ne Bl uff	14 4	
									293 H	Prai rie View	17 5	
			LAST 10 GAMES									
			86 H	TCU	4 3	212 A	Memphi s	7 0				
			86 H	TCU	6 2	212 A	Memphi s	2 7				
			86 H	TCU	6 0	212 A	Memphi s	12 8				
			275 H	Ark. -Pi ne Bl uff	14 4	56 A	Sam Houston St.	4 2				
			232 H	Texas Southern	5 4	33 A	Texas	1 4				

Non-Div. I Games:

Bayl or

UNLV

Average RPI Win: 127		WON-LOST RECORD	WINNING PCT. RANK	LAST 10 GAMES	STRENGTH OF SCHEDULE	OPP. STRENGTH OF SCHEDULE	TEAM RPI	ADJ RPI		CONF. RPI	ADJ CONF. RPI				
Average RPI Loss: 98															
DIV. I ONLY		29-14-0	.67442	43	6-4-0	158	23	51	.5523	51	7	7			
DIV. I NON-CONF.		19-6-0	.76	28	3-1-0	216	18	36	.56403	36	7	7			
<hr/>															
TOTALS		RPI 1-25		RPI 26-50		W-L RECORDS		RPI 51-100		RPI 101-150		RPI 150+			
29-14-0		0-0-0		4-2-0		OVERALL		8-7-0		6-0-0		11-5-0			
20-4-0		0-0-0		3-0-0		HOME		5-4-0		4-0-0		8-0-0			
9-10-0		0-0-0		1-2-0		AWAY		3-3-0		2-0-0		3-5-0			
0-0-0		0-0-0		0-0-0		NEUTRAL		0-0-0		0-0-0		0-0-0			
19-6-0		0-0-0		4-2-0		NON-CONFERENCE		2-1-0		3-0-0		10-3-0			
14-1-0		0-0-0		3-0-0		HOME		2-1-0		1-0-0		8-0-0			
5-5-0		0-0-0		1-0-		AWAY		0-0-0		2-0-0		2-3-0			
0-0-0		0-0-0		0-0-0		NEUTRAL		0-0-0		0-0-0		0-0-0			
10-8-0		0-0-0		0-0-0		CONFERENCE		6-6-0		3-0-0		1-2-0			
6-3-0		0-0-0		0-0-0		HOME		3-3-0		3-0-0		0-0-0			
4-5-0		0-0-0		0-0-0		AWAY		3-3-0		0-0-0		1-2-0			
0-0-0		0-0-0		0-0-0		NEUTRAL		0-0-0		0-0-0		0-0-0			
RPI	S	Opponent	Score	RPI	S	Opponent	Score	RPI	S	Opponent	Score				
				32	A	West Virginia	7 8	52	A	Nevada	7 3	122	H	Fresno St.	5 4
				32	A	West Virginia	11 4	52	A	Nevada	7 8	122	H	Fresno St.	7 6
				32	A	West Virginia	5 7	52	A	Nevada	4 5	122	H	Fresno St.	7 6
				45	H	Iowa	11 2	53	H	Oregon	9 3	138	A	Arizona St.	10 3
				45	H	Iowa	4 0	59	H	San Diego St.	8 17	138	H	Arizona St.	14 6
				45	H	Iowa	13 3	59	H	San Diego St.	7 22	150	A	CSUN	7 5
								59	H	San Diego St.	4 3	153	A	New Mexico	2 11
								78	A	Air Force	11 6	153	A	New Mexico	8 3
								78	A	Air Force	12 15	153	A	New Mexico	5 8
								78	A	Air Force	19 15	154	H	Loyola Marymount	11 10
								78	H	Air Force	10 7	158	A	Grand Canyon	6 10
								78	H	Air Force	1 5	158	A	Grand Canyon	3 5
								78	H	Air Force	6 3	190	H	Portland	8 7
								88	H	Indiana St.	2 4	190	H	Portland	12 2
								88	H	Indiana St.	5 4	200	H	Col umbi a	8 3
												200	H	Col umbi a	13 7
												200	H	Col umbi a	13 3
												200	H	Col umbi a	11 0
												215	A	CSU Bakersfi el d	0 4
												218	A	Utah	3 0
												218	H	Utah	3 1
												225	A	UC Ri versi de	6 1
LAST 10 GAMES															
				153	A	New Mexico	8 3	78	H	Air Force	10 7				
				153	A	New Mexico	2 11	78	H	Air Force	1 5				
				153	A	New Mexico	5 8	78	H	Air Force	6 3				
				190	H	Portl and	8 7	138	H	Ari zona St.	14 6				
				190	H	Portl and	12 2	32	A	West Vi rgi ni a	5 7				

Non-Div. I Games:

UNLV

Average RPI Win:		146	WON-LOST RECORD		WINNING PCT. RANK		LAST 10 GAMES		STRENGTH OF SCHEDULE		OPP. STRENGTH OF SCHEDULE		TEAM RPI		ADJ RPI		CONF. RPI		ADJ CONF. RPI				
DIV. I ONLY			21-15-0		.58333 89		6-4-0		95		110		53		.5514 52		7 7						
DIV. I NON-CONF.			7-9-0		.4375 185		1-1-0		48		208		88		.52873 88		7 7						
TOTALS		RPI 1-25		RPI 26-50		W-L RECORDS		RPI 51-100		RPI 101-150		RPI 150+											
21-15-0		0-2-0		0-0-0		OVERALL		4-5-0		3-2-0		14-6-0											
11-2-0		0-0-0		0-0-0		HOME		2-1-0		0-0-0		9-1-0											
10-13-0		0-2-0		0-0-0		AWAY		2-4-0		3-2-0		5-5-0											
0-0-0		0-0-0		0-0-0		NEUTRAL		0-0-0		0-0-0		0-0-0											
7-9-0		0-2-0		0-0-0		NON-CONFERENCE		2-2-0		1-1-0		4-4-0											
3-1-0		0-0-0		0-0-0		HOME		0-0-0		0-0-0		3-1-0											
4-8-0		0-2-0		0-0-		AWAY		2-2-0		1-1-0		1-3-0											
0-0-0		0-0-0		0-0-0		NEUTRAL		0-0-0		0-0-0		0-0-0											
14-6-0		0-0-0		0-0-0		CONFERENCE		2-3-0		2-1-0		10-2-0											
8-1-0		0-0-0		0-0-0		HOME		2-1-0		0-0-0		6-0-0											
6-5-0		0-0-0		0-0-0		AWAY		0-2-0		2-1-0		4-2-0											
0-0-0		0-0-0		0-0-0		NEUTRAL		0-0-0		0-0-0		0-0-0											
RPI	S	Opponent		Score		RPI	S	Opponent		Score		RPI	S	Opponent		Score		RPI	S	Opponent		Score	
4	A	Oregon St.		7	8					51	H	UNLV	5	4	115	A	San Francisco	6	3				
4	A	Oregon St.		2	3					51	H	UNLV	3	7	122	A	Fresno St.	18	12				
										51	H	UNLV	8	7	122	A	Fresno St.	4	5				
										63	A	Cal St. Fullerton	2	0	122	A	Fresno St.	5	1				
										72	A	UC Irvine	8	1	130	A	Saint Mary's (CA)	3	5				
										72	A	UC Irvine	3	4	153	A	New Mexico	9	5				
										72	A	UC Irvine	0	4	153	A	New Mexico	5	8				
										78	A	Air Force	6	11	153	A	New Mexico	13	8				
										78	A	Air Force	1	3	153	H	New Mexico	14	1				
															153	H	New Mexico	5	2				
															153	H	New Mexico	15	2				
															170	A	Pacific	9	10				
															170	H	Pacific	7	5				
															176	A	San Jose St.	10	9				
															176	A	San Jose St.	3	6				
															176	A	San Jose St.	5	4				
															176	H	San Jose St.	11	4				
															176	H	San Jose St.	10	9				
															176	H	San Jose St.	14	4				
															194	A	Oral Roberts	2	3				
															194	A	Oral Roberts	3	0				
															225	H	UC Riverside	2	9				
															225	H	UC Riverside	3	0				
															228	A	Santa Clara	4	6				
															228	H	Santa Clara	5	3				
						LAST 10 GAMES																	
						78	A	Air Force	6	11	153	H	New Mexico	15	2								
						78	A	Air Force	1	3	130	A	Saint Mary's (CA)	3	5								
						170	H	Pacific	7	5	176	A	San Jose St.	3	6								
						153	H	New Mexico	14	1	176	A	San Jose St.	5	4								
						153	H	New Mexico	5	2	176	A	San Jose St.	10	9								

Non-Div. I Games:

Nevada

Average RPI Win:	111	WON-LOST RECORD	WINNING PCT. RANK	LAST 10 GAMES	STRENGTH OF SCHEDULE	OPP. STRENGTH OF SCHEDULE	TEAM RPI	ADJ RPI	CONF. RPI	ADJ CONF. RPI		
DIV. I ONLY		19-18-0	.51351	139	3-7-0	23	43	54	.55066	53	5	5
DIV. I NON-CONF.		13-6-0	.68421	46	0-1-0	43	77	32	.56745	32	5	5
TOTALS	RPI 1-25	RPI 26-50	W-L RECORDS		RPI 51-100	RPI 101-150	RPI 150+					
19-18-0	4-6-0	0-0-0	OVERALL		5-4-0	2-4-0	8-4-0					
12-6-0	3-1-0	0-0-0	HOME		3-1-0	1-1-0	5-3-0					
5-12-0	1-5-0	0-0-0	AWAY		1-3-0	1-3-0	2-1-0					
2-0-0	0-0-0	0-0-0	NEUTRAL		1-0-0	0-0-0	1-0-0					
13-6-0	3-1-0	0-0-0	NON-CONFERENCE		2-1-0	2-1-0	6-3-0					
8-4-0	3-1-0	0-0-0	HOME		1-0-0	1-1-0	3-2-0					
3-2-0	0-0-0	0-0-	AWAY		0-1-0	1-0-0	2-1-0					
2-0-0	0-0-0	0-0-0	NEUTRAL		1-0-0	0-0-0	1-0-0					
6-12-0	1-5-0	0-0-0	CONFERENCE		3-3-0	0-3-0	2-1-0					
4-2-0	0-0-0	0-0-0	HOME		2-1-0	0-0-0	2-1-0					
2-10-0	1-5-0	0-0-0	AWAY		1-2-0	0-3-0	0-0-0					
0-0-0	0-0-0	0-0-0	NEUTRAL		0-0-0	0-0-0	0-0-0					
RPI S Opponent	Score	RPI S Opponent	Score	RPI S Opponent	Score	RPI S Opponent	Score					
1 A Stanford	10 1			51 A UNLV	3 9	115 A San Francisco	5 2					
1 A Stanford	0 4			64 A Washington	6 4	115 H San Francisco	1 5					
1 A Stanford	1 5			64 A Washington	1 2	138 A Arizona St.	4 18					
4 A Oregon St.	5 12			64 A Washington	0 4	138 A Arizona St.	1 6					
4 A Oregon St.	2 5			67 H Gonzaga	6 3	138 A Arizona St.	4 7					
4 A Oregon St.	1 2			88 N Indiana St.	8 5	147 H Seattle U	14 0					
14 H Fla. Atlantic	10 4			98 H California	3 5	154 A Loyola Marymount	2 1					
14 H Fla. Atlantic	4 0			98 H California	8 5	154 A Loyola Marymount	2 4					
14 H Fla. Atlantic	0 5			98 H California	7 2	154 A Loyola Marymount	9 7					
14 H Fla. Atlantic	2 1					154 N Loyola Marymount	6 1					
						162 H Washington St.	0 7					
						162 H Washington St.	4 2					
						162 H Washington St.	2 1					
						190 H Portland	7 9					
						199 H UC Davis	5 4					
						199 H UC Davis	7 2					
						199 H UC Davis	4 1					
						199 H UC Davis	7 9					
LAST 10 GAMES												
4 A Oregon St.	5 12	64 A Washington	1 2									
4 A Oregon St.	1 2	190 H Portland	7 9									
4 A Oregon St.	2 5	162 H Washington St.	0 7									
64 A Washington	0 4	162 H Washington St.	4 2									
64 A Washngton	6 4	162 H Washington St.	2 1									

Non-Div. I Games:

Oregon

Average RPI Win:		186	WON-LOST RECORD		WINNING PCT. RANK		LAST 10 GAMES		STRENGTH OF SCHEDULE		OPP. STRENGTH OF SCHEDULE		TEAM RPI		ADJ RPI		CONF. RPI		ADJ CONF. RPI										
Average RPI Loss:		79																											
DIV. I ONLY			24-10-0		.70588 24		10-0-0		189		57		52		.54994 54		9		9										
DIV. I NON-CONF.			13-10-0		.56522 110		2-0-0		72		57		61		.54543 61		8		8										
TOTALS		RPI 1-25		RPI 26-50		W-L RECORDS		RPI 51-100		RPI 101-150		RPI 150+																	
24-10-0		1-3-0		0-1-0		OVERALL		2-2-0		2-1-0		19-3-0																	
16-0-0		0-0-0		0-0-0		HOME		0-0-0		2-0-0		14-0-0																	
6-7-0		1-3-0		0-0-0		AWAY		0-1-0		0-1-0		5-2-0																	
2-3-0		0-0-0		0-1-0		NEUTRAL		2-1-0		0-0-0		0-1-0																	
13-10-0		1-3-0		0-1-0		NON-CONFERENCE		2-2-0		0-1-0		10-3-0																	
9-0-0		0-0-0		0-0-0		HOME		0-0-0		0-0-0		9-0-0																	
2-7-0		1-3-0		0-0-		AWAY		0-1-0		0-1-0		1-2-0																	
2-3-0		0-0-0		0-1-0		NEUTRAL		2-1-0		0-0-0		0-1-0																	
11-0-0		0-0-0		0-0-0		CONFERENCE		0-0-0		2-0-0		9-0-0																	
7-0-0		0-0-0		0-0-0		HOME		0-0-0		2-0-0		5-0-0																	
4-0-0		0-0-0		0-0-0		AWAY		0-0-0		0-0-0		4-0-0																	
0-0-0		0-0-0		0-0-0		NEUTRAL		0-0-0		0-0-0		0-0-0																	
RPI	S	Opponent		Score		RPI	S	Opponent		Score		RPI	S	Opponent		Score		RPI	S	Opponent		Score							
1	A	Stanford		0 7		38	N	Arizona		5 9		59	A	San Diego St.		3 4		110	A	San Di ego		1 5							
1	A	Stanford		4 7								80	N	Army West Point		7 3		124	H	Maryl and		6 3							
1	A	Stanford		2 3								80	N	Army West Point		12 6		124	H	Maryl and		10 4							
1	A	Stanford		5 0								80	N	Army West Point		3 4		159	A	Lip scomb		4 7							
																		159	A	Lip scomb		2 4							
																		159	A	Lip scomb		16 11							
																		161	H	Del aware		6 2							
																		161	H	Del aware		4 2							
																		161	H	Del aware		11 0							
																		180	N	Cal Poly		1 8							
																		203	A	Mi chi gan St.		3 1							
																		203	H	Mi chi gan St.		12 3							
																		203	H	Mi chi gan St.		11 0							
																		204	H	Oakl and		10 3							
																		209	H	Penn St.		19 5							
																		209	H	Penn St.		8 7							
																		209	H	Penn St.		14 2							
																		233	H	Western Mi ch.		7 6							
																		234	H	Central Mi ch.		8 5							
																		241	A	Northwestern		7 3							
																		241	A	Northwestern		6 0							
																		241	A	Northwestern		3 0							
																		259	H	Bowling Green		10 7							
																		259	H	Bowling Green		5 4							
																		259	H	Bowling Green		8 6							
						LAST 10 GAMES																							
						209 H Penn St.						14 2						241 A Northwestern						7 3					
						209 H Penn St.						8 7						241 A Northwestern						3 0					
						209 H Penn St.						19 5						241 A Northwestern						6 0					
						124 H Maryl and						6 3						161 H Del aware						4 2					
						124 H Maryl and						10 4						161 H Del aware						11 0					

Non-Div. I Games: Lawrence Tech 3 8

Mi chi gan

Average RPI Win:		133	WON-LOST		WINNING		LAST 10		STRENGTH OF		OPP. STRENGTH		TEAM		ADJ		CONF.		ADJ CONF.		
Average RPI Loss:		97	RECORD		PCT. RANK		GAMES		SCHEDULE		OF SCHEDULE		RPI		RPI		RPI		RPI		
DIV. I ONLY			21-17-0		.55263		106		4-6-0		50		140		55		.54972		55		
DIV. I NON-CONF.			11-10-0		.52381		130		0-2-0		40		218		64		.54327		64		
TOTALS		RPI 1-25		RPI 26-50		W-L RECORDS		RPI 51-100		RPI 101-150		RPI 150+									
21-17-0		1-3-0		5-3-0		OVERALL		1-4-0		6-5-0		8-2-0									
10-6-0		0-0-0		1-0-0		HOME		0-2-0		3-3-0		6-1-0									
11-11-0		1-3-0		4-3-0		AWAY		1-2-0		3-2-0		2-1-0									
0-0-0		0-0-0		0-0-0		NEUTRAL		0-0-0		0-0-0		0-0-0									
11-10-0		1-3-0		3-2-0		NON-CONFERENCE		0-0-0		2-3-0		5-2-0									
5-3-0		0-0-0		1-0-0		HOME		0-0-0		1-2-0		3-1-0									
6-7-0		1-3-0		2-0-		AWAY		0-0-0		1-1-0		2-1-0									
0-0-0		0-0-0		0-0-0		NEUTRAL		0-0-0		0-0-0		0-0-0									
10-7-0		0-0-0		2-1-0		CONFERENCE		1-4-0		4-2-0		3-0-0									
5-3-0		0-0-0		0-0-0		HOME		0-2-0		2-1-0		3-0-0									
5-4-0		0-0-0		2-1-0		AWAY		1-2-0		2-1-0		0-0-0									
0-0-0		0-0-0		0-0-0		NEUTRAL		0-0-0		0-0-0		0-0-0									
RPI	S	Opponent		Score		RPI	S	Opponent		Score		RPI	S	Opponent		Score					
5	A	Ole Miss		2	10	28	A	Oklahoma		0	13	68	A	Louisiana		0	1				
25	A	Tennessee Tech		7	17	36	A	Oklahoma St.		2	9	68	A	Louisiana		0	4				
25	A	Tennessee Tech		3	7	36	A	Oklahoma St.		12	6	68	A	Louisiana		9	7				
25	A	Tennessee Tech		7	4	37	A	Troy		3	1	95	H	Ga. Southern		0	1				
						37	A	Troy		3	1	95	H	Ga. Southern		2	3				
						37	A	Troy		0	2										
						49	A	Louisiana Tech		2	1										
						49	H	Louisiana Tech		2	1										
						LAST 10 GAMES															
						68 A Louisiana						9	7	195 H La. -Monroe						3	2
						68 A Louisiana						0	4	195 H La. -Monroe						7	4
						68 A Louisiana						0	1	28 A Oklahoma						0	13
						148 A Northwestern St.						2	3	95 H Ga. Southern						0	1
						195 H La. -Monroe						6	5	95 H Ga. Southern						2	3

Non-Div. I Games:

Little Rock

Average RPI Win:		166	WON-LOST RECORD		WINNING PCT. RANK		LAST 10 GAMES		STRENGTH OF SCHEDULE		OPP. STRENGTH OF SCHEDULE		TEAM RPI		ADJ RPI		CONF. RPI		ADJ CONF. RPI	
DIV. I ONLY			28-13-0		.68293 33		5-5-0		113		132		56		.5493 56		17		17	
DIV. I NON-CONF.			13-10-0		.56522 110		1-3-0		26		106		68		.5408 68		18		18	
TOTALS		RPI 1-25		RPI 26-50		W-L RECORDS		RPI 51-100		RPI 101-150		RPI 150+								
28-13-0		1-1-0		2-5-0		OVERALL		3-2-0		4-3-0		18-2-0								
17-7-0		0-0-0		1-3-0		HOME		3-1-0		3-2-0		10-1-0								
10-4-0		0-0-0		1-1-0		AWAY		0-1-0		1-1-0		8-1-0								
1-2-0		1-1-0		0-1-0		NEUTRAL		0-0-0		0-0-0		0-0-0								
13-10-0		1-1-0		2-5-0		NON-CONFERENCE		3-2-0		2-2-0		5-0-0								
10-5-0		0-0-0		1-3-0		HOME		3-1-0		1-1-0		5-0-0								
2-3-0		0-0-0		1-0-		AWAY		0-1-0		1-1-0		0-0-0								
1-2-0		1-1-0		0-1-0		NEUTRAL		0-0-0		0-0-0		0-0-0								
15-3-0		0-0-0		0-0-0		CONFERENCE		0-0-0		2-1-0		13-2-0								
7-2-0		0-0-0		0-0-0		HOME		0-0-0		2-1-0		5-1-0								
8-1-0		0-0-0		0-0-0		AWAY		0-0-0		0-0-0		8-1-0								
0-0-0		0-0-0		0-0-0		NEUTRAL		0-0-0		0-0-0		0-0-0								
RPI	S	Opponent		Score		RPI	S	Opponent		Score		RPI	S	Opponent		Score				
18	N	Kentucky		2	7	33	A	Texas		2	3	82	A	Houston		4	9			
23	N	Vanderbilt		7	6	41	H	DBU		7	9	82	H	Houston		8	3			
						41	H	DBU		3	21	84	H	Kent St.		5	1			
						41	H	DBU		6	5	84	H	Kent St.		4	7			
						46	N	Mississippi St.		1	4	84	H	Kent St.		12	6			
						50	A	Baylor		7	2									
						50	H	Baylor		2	4									
						LAST 10 GAMES														
						119 H Central Ark.						238 H SFA								
						119 H Central Ark.						238 H SFA								
						119 H Central Ark.						238 H SFA								
						82 H Houston						117 A UT Arlington								
						82 A Houston						50 H Baylor								

Non-Div. I Games:

Sam Houston St.

Average RPI Win: 136		WON-LOST RECORD		WINNING PCT. RANK		LAST 10 GAMES		STRENGTH OF SCHEDULE		OPP. STRENGTH OF SCHEDULE		TEAM RPI		ADJ RPI		CONF. RPI		ADJ CONF. RPI					
DIV. I ONLY		23-11-0		.67647		37		6-4-0		142		75		57		.5492		57		9		9	
DIV. I NON-CONF.		13-7-0		.65		61		2-3-0		89		52		46		.55775		46		8		8	
TOTALS		RPI 1-25		RPI 26-50		W-L RECORDS		RPI 51-100		RPI 101-150		RPI 150+											
23-11-0		1-1-0		3-3-0		OVERALL		2-1-0		10-2-0		7-4-0											
8-5-0		0-0-0		1-2-0		HOME		0-0-0		5-0-0		2-3-0											
9-3-0		1-1-0		0-0-0		AWAY		1-0-0		4-2-0		3-0-0											
6-3-0		0-0-0		2-1-0		NEUTRAL		1-1-0		1-0-0		2-1-0											
13-7-0		1-1-0		2-1-0		NON-CONFERENCE		2-1-0		5-1-0		3-3-0											
4-3-0		0-0-0		0-0-0		HOME		0-0-0		2-0-0		2-3-0											
4-2-0		1-1-0		0-0-		AWAY		1-0-0		2-1-0		0-0-0											
5-2-0		0-0-0		2-1-0		NEUTRAL		1-1-0		1-0-0		1-0-0											
10-4-0		0-0-0		1-2-0		CONFERENCE		0-0-0		5-1-0		4-1-0											
4-2-0		0-0-0		1-2-0		HOME		0-0-0		3-0-0		0-0-0											
5-1-0		0-0-0		0-0-0		AWAY		0-0-0		2-1-0		3-0-0											
1-1-0		0-0-0		0-0-0		NEUTRAL		0-0-0		0-0-0		1-1-0											
RPI	S	Opponent		Score		RPI	S	Opponent		Score		RPI	S	Opponent		Score							
24	A	Coastal Caro.		7	6	30	N	UCLA		5	3	64	N	Washington		7	1						
24	A	Coastal Caro.		4	6	32	N	West Virginia		8	10	79	N	Austin Peay		0	2						
						38	N	Arizona		4	3	94	A	Furman		14	5						
						45	H	Iowa		5	8												
						45	H	Iowa		13	12												
						45	H	Iowa		2	4												
						LAST 10 GAMES																	
						158	H	Grand Canyon		3	5	140	H	Rutgers		2	1						
						158	H	Grand Canyon		3	2	140	H	Rutgers		13	12						
						158	H	Grand Canyon		1	5	106	H	Illinois St.		4	2						
						160	H	Valparaiso		7	11	124	A	Maryland		4	2						
						140	H	Rutgers		10	4	124	A	Maryland		1	7						

Non-Div. I Games: Concordia Chicago 9 6

Illinois

LSU

Average RPI Win:		104	WON-LOST RECORD		WINNING PCT. RANK		LAST 10 GAMES		STRENGTH OF SCHEDULE		OPP. STRENGTH OF SCHEDULE		TEAM RPI		ADJ RPI		CONF. RPI		ADJ CONF. RPI				
DIV. I ONLY			24-17-0		.58537 86		4-6-0		41		27		58		.54903 58		1		1				
DIV. I NON-CONF.			15-8-0		.65217 57		1-1-0		123		96		91		.52646 91		1		1				
TOTALS		RPI 1-25		RPI 26-50				W-L RECORDS				RPI 51-100				RPI 101-150				RPI 150+			
24-17-0		2-4-0		8-3-0				OVERALL				4-7-0				4-3-0				6-0-0			
22-6-0		0-0-0		8-3-0				HOME				4-2-0				4-1-0				6-0-0			
2-10-0		2-4-0		0-0-0				AWAY				0-4-0				0-2-0				0-0-0			
0-1-0		0-0-0		0-0-0				NEUTRAL				0-1-0				0-0-0				0-0-0			
15-8-0		0-0-0		4-1-0				NON-CONFERENCE				1-4-0				4-3-0				6-0-0			
15-4-0		0-0-0		4-1-0				HOME				1-2-0				4-1-0				6-0-0			
0-3-0		0-0-0		0-0-				AWAY				0-1-0				0-2-0				0-0-0			
0-1-0		0-0-0		0-0-0				NEUTRAL				0-1-0				0-0-0				0-0-0			
9-9-0		2-4-0		4-2-0				CONFERENCE				3-3-0				0-0-0				0-0-0			
7-2-0		0-0-0		4-2-0				HOME				3-0-0				0-0-0				0-0-0			
2-7-0		2-4-0		0-0-0				AWAY				0-3-0				0-0-0				0-0-0			
0-0-0		0-0-0		0-0-0				NEUTRAL				0-0-0				0-0-0				0-0-0			
RPI	S	Opponent		Score		RPI	S	Opponent		Score		RPI	S	Opponent		Score		RPI	S	Opponent		Score	
15	A	Texas A&M		2	9	29	H	South Ala.		9	4	60	A	South Carolina		4	11	103	A	Tulane		9	10
15	A	Texas A&M		4	1	31	H	Missouri		6	12	60	A	South Carolina		0	11	103	H	Tulane		10	4
15	A	Texas A&M		1	3	31	H	Missouri		7	5	60	A	South Carolina		6	8	109	H	Hawaii		14	1
23	A	Vanderbilt		6	2	31	H	Missouri		4	2	68	A	Louisiana		3	4	109	H	Hawaii		5	1
23	A	Vanderbilt		2	4	33	H	Texas		13	4	68	N	Louisiana		1	3	109	H	Hawaii		2	4
23	A	Vanderbilt		0	1	33	H	Texas		1	11	71	H	Tennessee		9	3	136	A	Southeastern La.		4	5
						33	H	Texas		10	5	71	H	Tennessee		9	7	136	H	Southeastern La.		4	2
						46	H	Mississippi St.		1	4	71	H	Tennessee		14	5	185	H	New Orleans		14	6
						46	H	Mississippi St.		4	0	97	H	Notre Dame		7	6	187	H	Tolado		8	1
						46	H	Mississippi St.		10	1	97	H	Notre Dame		5	10	207	H	Nicholls St.		10	1
						49	H	Louisiana Tech		2	0	97	H	Notre Dame		3	11	250	H	Sacred Heart		7	0
																		279	H	Grambling		10	3
																		287	H	Southern U.		8	2
LAST 10 GAMES																							
						60	A	South Carolina		6	8	71	H	Tennessee		14	5						
						60	A	South Carolina		4	11	71	H	Tennessee		9	3						
						60	A	South Carolina		0	11	49	H	Louisiana Tech		2	0						
						103	A	Tulane		9	10	15	A	Texas A&M		1	3						
						71	H	Tennessee		9	7	15	A	Texas A&M		2	9						

Non-Div. I Games:

LSU

Average RPI Win:		120	WON-LOST RECORD		WINNING PCT. RANK		LAST 10 GAMES		STRENGTH OF SCHEDULE		OPP. STRENGTH OF SCHEDULE		TEAM RPI		ADJ RPI		CONF. RPI		ADJ CONF. RPI					
DIV. I ONLY			26-14-0		.65		53		6-4-0		112		34		59		.54891		59		7		7	
DIV. I NON-CONF.			16-7-0		.69565		41		3-2-0		86		32		37		.56386		37		7		7	
TOTALS		RPI 1-25		RPI 26-50				W-L RECORDS				RPI 51-100				RPI 101-150				RPI 150+				
26-14-0		0-1-0		1-1-0				OVERALL				9-7-0				6-2-0				10-3-0				
16-8-0		0-1-0		1-0-0				HOME				6-3-0				3-2-0				6-2-0				
9-6-0		0-0-0		0-1-0				AWAY				3-4-0				2-0-0				4-1-0				
1-0-0		0-0-0		0-0-0				NEUTRAL				0-0-0				1-0-0				0-0-0				
16-7-0		0-1-0		1-1-0				NON-CONFERENCE				4-3-0				4-1-0				7-1-0				
11-4-0		0-1-0		1-0-0				HOME				4-2-0				1-1-0				5-0-0				
4-3-0		0-0-0		0-0-				AWAY				0-1-0				2-0-0				2-1-0				
1-0-0		0-0-0		0-0-0				NEUTRAL				0-0-0				1-0-0				0-0-0				
10-7-0		0-0-0		0-0-0				CONFERENCE				5-4-0				2-1-0				3-2-0				
5-4-0		0-0-0		0-0-0				HOME				2-1-0				2-1-0				1-2-0				
5-3-0		0-0-0		0-0-0				AWAY				3-3-0				0-0-0				2-0-0				
0-0-0		0-0-0		0-0-0				NEUTRAL				0-0-0				0-0-0				0-0-0				
RPI	S	Opponent		Score		RPI	S	Opponent		Score		RPI	S	Opponent		Score		RPI	S	Opponent		Score		
8	H	Arkansas		2	5	38	A	Arizona		4	13	51	A	UNLV		22	7	110	A	San Diego		9	3	
						38	H	Arizona		3	2	51	A	UNLV		17	8	110	H	San Diego		2	3	
												51	A	UNLV		3	4	122	H	Fresno St.		7	0	
												54	H	Michigan		4	3	122	H	Fresno St.		4	7	
												63	H	Cal St. Fullerton		9	13	122	H	Fresno St.		3	2	
												63	H	Cal St. Fullerton		9	6	132	A	Long Beach St.		5	2	
												63	H	Cal St. Fullerton		6	3	132	N	Long Beach St.		5	1	
												64	H	Washington		6	4	150	H	CSUN		3	2	
												72	A	UC Irvine		4	9	153	H	New Mexico		5	9	
												72	H	UC Irvine		2	10	153	H	New Mexico		3	2	
												78	A	Air Force		0	2	153	H	New Mexico		4	5	
												78	A	Air Force		7	12	158	H	Grand Canyon		5	4	
												78	A	Air Force		15	11	165	H	UC Santa Barbara		7	5	
												78	H	Air Force		3	2	165	H	UC Santa Barbara		9	1	
												78	H	Air Force		3	7	165	H	UC Santa Barbara		8	4	
												78	H	Air Force		3	2	176	A	San Jose St.		11	1	
																		176	A	San Jose St.		7	2	
																		180	A	Cal Poly		3	2	
																		180	A	Cal Poly		4	5	
																		180	A	Cal Poly		9	7	
																		215	H	CSU Bakersfield		5	4	
LAST 10 GAMES																								
						122	H	Fresno St.		7	0	63	H	Cal St. Fullerton		9	13							
						122	H	Fresno St.		4	7	63	H	Cal St. Fullerton		6	3							
						122	H	Fresno St.		3	2	72	H	UC Irvine		2	10							
						150	H	CSUN		3	2	78	A	Air Force		15	11							
						63	H	Cal St. Fullerton		9	6	78	A	Air Force		0	2							

Non-Div. I Games:

San Diego St.

Average RPI Win:		137	WON-LOST RECORD		WINNING PCT. RANK		LAST 10 GAMES		STRENGTH OF SCHEDULE		OPP. STRENGTH OF SCHEDULE		TEAM RPI		ADJ RPI		CONF. RPI		ADJ CONF. RPI				
DIV. I ONLY			23-17-0		.575 93		6-4-0		28		54		60		.54888 60		1		1				
DIV. I NON-CONF.			14-8-0		.63636 69		1-1-0		170		235		147		.50062 147		1		1				
TOTALS		RPI 1-25		RPI 26-50				W-L RECORDS				RPI 51-100				RPI 101-150				RPI 150+			
23-17-0		4-12-0		0-0-0				OVERALL				6-1-0				2-0-0				11-4-0			
20-7-0		2-2-0		0-0-0				HOME				6-1-0				2-0-0				10-4-0			
3-8-0		2-8-0		0-0-0				AWAY				0-0-0				0-0-0				1-0-0			
0-2-0		0-2-0		0-0-0				NEUTRAL				0-0-0				0-0-0				0-0-0			
14-8-0		1-3-0		0-0-0				NON-CONFERENCE				0-1-0				2-0-0				11-4-0			
13-5-0		1-0-0		0-0-0				HOME				0-1-0				2-0-0				10-4-0			
1-1-0		0-1-0		0-0-				AWAY				0-0-0				0-0-0				1-0-0			
0-2-0		0-2-0		0-0-0				NEUTRAL				0-0-0				0-0-0				0-0-0			
9-9-0		3-9-0		0-0-0				CONFERENCE				6-0-0				0-0-0				0-0-0			
7-2-0		1-2-0		0-0-0				HOME				6-0-0				0-0-0				0-0-0			
2-7-0		2-7-0		0-0-0				AWAY				0-0-0				0-0-0				0-0-0			
0-0-0		0-0-0		0-0-0				NEUTRAL				0-0-0				0-0-0				0-0-0			
RPI	S	Opponent		Score		RPI	S	Opponent		Score		RPI	S	Opponent		Score		RPI	S	Opponent		Score	
2	H	Florida		3	7							58	H	LSU		11	0	134	H	North Florida		5	2
2	H	Florida		15	7							58	H	LSU		8	6	135	H	Davidson		5	4
2	H	Florida		2	3							58	H	LSU		11	4	155	H	Harvard		12	3
6	N	North Carolina		3	11							71	H	Tennessee		6	2	169	H	VMI		6	7
7	A	Georgia		0	3							71	H	Tennessee		6	1	169	H	VMI		7	2
7	A	Georgia		3	12							71	H	Tennessee		6	3	169	H	VMI		9	0
7	A	Georgia		5	7							94	H	Furman		4	6	193	H	Winthrop		15	2
8	A	Arkansas		0	2													230	H	N. C. A&T		12	2
8	A	Arkansas		0	3													251	H	Princeton		6	4
8	A	Arkansas		3	2													251	H	Princeton		9	2
17	A	Clemson		7	8													251	H	Princeton		7	3
17	H	Clemson		3	2													255	H	Charleston So.		14	2
17	N	Clemson		1	5													255	H	Charleston So.		7	0
18	A	Kentucky		1	14													255	H	Charleston So.		2	4
18	A	Kentucky		15	1													261	H	Presbyteri an		4	7
18	A	Kentucky		5	10													264	A	The Ci tadel		12	1
																		264	H	The Ci tadel		3	4
LAST 10 GAMES																							
						58	H	LSU		8	6	8	A	Arkansas		0	2						
						58	H	LSU		11	4	8	A	Arkansas		3	2						
						58	H	LSU		11	0	264	A	The Ci tadel		12	1						
						261	H	Presbyteri an		4	7	18	A	Kentucky		5	10						
						8	A	Arkansas		0	3	18	A	Kentucky		15	1						

Non-Div. I Games:

South Carolina

Average RPI Win:		148	WON-LOST		WINNING		LAST 10		STRENGTH OF		OPP. STRENGTH		TEAM	ADJ		CONF.	ADJ CONF.							
Average RPI Loss:		131	RECORD		PCT. RANK		GAMES		SCHEDULE		OF SCHEDULE		RPI	RPI		RPI	RPI							
DIV. I ONLY			27-14-0		.65854		49		4-5-0		80		136		61		.5486		61		13		13	
DIV. I NON-CONF.			18-8-0		.69231		43		0-1-0		96		173		57		.54842		57		15		15	
TOTALS		RPI 1-25		RPI 26-50		W-L RECORDS		RPI 51-100		RPI 101-150		RPI 150+												
27-14-0		6-3-0		0-0-0		OVERALL		2-1-0		6-6-0		13-4-0												
22-6-0		6-2-0		0-0-0		HOME		1-0-0		3-0-0		12-4-0												
5-8-0		0-1-0		0-0-0		AWAY		1-1-0		3-6-0		1-0-0												
0-0-0		0-0-0		0-0-0		NEUTRAL		0-0-0		0-0-0		0-0-0												
18-8-0		4-2-0		0-0-0		NON-CONFERENCE		2-1-0		2-1-0		10-4-0												
14-5-0		4-1-0		0-0-0		HOME		1-0-0		0-0-0		9-4-0												
4-3-0		0-1-0		0-0-		AWAY		1-1-0		2-1-0		1-0-0												
0-0-0		0-0-0		0-0-0		NEUTRAL		0-0-0		0-0-0		0-0-0												
9-6-0		2-1-0		0-0-0		CONFERENCE		0-0-0		4-5-0		3-0-0												
8-1-0		2-1-0		0-0-0		HOME		0-0-0		3-0-0		3-0-0												
1-5-0		0-0-0		0-0-0		AWAY		0-0-0		1-5-0		0-0-0												
0-0-0		0-0-0		0-0-0		NEUTRAL		0-0-0		0-0-0		0-0-0												
RPI	S	Opponent		Score		RPI	S	Opponent		Score		RPI	S	Opponent		Score								
7	H	Georgia		6	4			94	A	Furman		15	6	121	A	Kansas St.		6	0					
7	H	Georgia		5	2			95	A	Ga. Southern		4	6	121	A	Kansas St.		3	7					
7	H	Georgia		6	0			95	H	Ga. Southern		3	0	121	A	Kansas St.		8	0					
10	A	East Carolina		2	5									126	A	Elon		5	3					
19	H	Northeastern		1	2									126	A	Elon		5	7					
19	H	Northeastern		4	1									126	A	Elon		3	9					
19	H	Northeastern		5	4									131	H	James Madison		3	2					
24	H	Coastal Caro.		11	4									131	H	James Madison		2	1					
24	H	Coastal Caro.		0	13									131	H	James Madison		6	4					
														145	A	Hofstra		1	2					
														145	A	Hofstra		4	5					
														145	A	Hofstra		1	7					
														192	H	Quinnipiac		1	2					
														192	H	Quinnipiac		5	6					
														213	H	William & Mary		7	2					
														213	H	William & Mary		5	1					
														213	H	William & Mary		8	7					
														215	H	CSU Bakersfield		10	1					
														215	H	CSU Bakersfield		7	3					
														215	H	CSU Bakersfield		13	1					
														231	H	Southeast Mo. St.		6	0					
														231	H	Southeast Mo. St.		6	3					
														231	H	Southeast Mo. St.		5	4					
														242	H	LIU Brooklyn		7	0					
														242	H	LIU Brooklyn		11	4					
														242	H	LIU Brooklyn		8	2					
														242	H	LIU Brooklyn		2	7					
														255	A	Charleston So.		5	4					
														255	H	Charleston So.		2	3					
LAST 10 GAMES																								
						145	A	Hofstra		4	5	19	H	Northeastern		5	4							
						145	A	Hofstra		1	2	19	H	Northeastern		4	1							
						145	A	Hofstra		1	7	131	H	James Madison		2	1							
						95	A	Ga. Southern		4	6	131	H	James Madison		3	2							
						19	H	Northeastern		1	2	131	H	James Madison		6	4							

Non-Div. I Games:

Col. of Charleston

[illegible]

Non-Div. I Games:

Seton Hall I

Average RPI Win:		125	WON-LOST RECORD		WINNING PCT. RANK		LAST 10 GAMES		STRENGTH OF SCHEDULE		OPP. STRENGTH OF SCHEDULE		TEAM RPI	ADJ RPI		CONF. RPI	ADJ CONF. RPI		
DIV. I ONLY			19-19-0		.5	145	6-4-0		12		77		63	.54721		63	15	15	
DIV. I NON-CONF.			12-14-0		.46154	168	2-3-0		6		23		33	.56669		33	14	14	
TOTALS		RPI 1-25		RPI 26-50		W-L RECORDS		RPI 51-100		RPI 101-150		RPI 150+							
19-19-0		1-5-0		0-1-0		OVERALL		2-5-0		9-6-0		7-2-0							
12-8-0		0-0-0		0-1-0		HOME		1-3-0		5-4-0		6-0-0							
7-11-0		1-5-0		0-0-0		AWAY		1-2-0		4-2-0		1-2-0							
0-0-0		0-0-0		0-0-0		NEUTRAL		0-0-0		0-0-0		0-0-0							
12-14-0		1-5-0		0-1-0		NON-CONFERENCE		2-5-0		6-3-0		3-0-0							
6-5-0		0-0-0		0-1-0		HOME		1-3-0		2-1-0		3-0-0							
6-9-0		1-5-0		0-0-		AWAY		1-2-0		4-2-0		0-0-0							
0-0-0		0-0-0		0-0-0		NEUTRAL		0-0-0		0-0-0		0-0-0							
7-5-0		0-0-0		0-0-0		CONFERENCE		0-0-0		3-3-0		4-2-0							
6-3-0		0-0-0		0-0-0		HOME		0-0-0		3-3-0		3-0-0							
1-2-0		0-0-0		0-0-0		AWAY		0-0-0		0-0-0		1-2-0							
0-0-0		0-0-0		0-0-0		NEUTRAL		0-0-0		0-0-0		0-0-0							
RPI	S	Opponent		Score		RPI	S	Opponent		Score		RPI	S	Opponent		Score			
1	A	Stanford		1	5	30	H	UCLA		2	12	52	H	Nevada		0	2		
1	A	Stanford		3	5							59	A	San Diego St.		13	9		
1	A	Stanford		5	6							59	A	San Diego St.		3	6		
4	A	Oregon St.		5	3							59	A	San Diego St.		6	9		
4	A	Oregon St.		4	6							82	H	Houston		4	9		
4	A	Oregon St.		4	5							82	H	Houston		2	1		
												82	H	Houston		5	10		
												103	A	Tulane		9	3		
												103	A	Tulane		9	6		
												103	A	Tulane		3	9		
												109	H	Hawaii		4	6		
												109	H	Hawaii		8	0		
												109	H	Hawaii		6	3		
												110	A	San Diego		4	10		
												110	H	San Diego		9	3		
												111	H	Southern Cal i forni a		1	3		
												113	H	Pepperdi ne		3	2		
												132	H	Long Beach St.		2	5		
												132	H	Long Beach St.		2	1		
												132	H	Long Beach St.		1	3		
												138	A	Ari zona St.		7	6		
												138	A	Ari zona St.		2	1		
												158	H	Grand Canyon		10	2		
												158	H	Grand Canyon		7	3		
												158	H	Grand Canyon		2	0		
												165	A	UC Santa Barbara		5	6		
												165	A	UC Santa Barbara		3	0		
												165	A	UC Santa Barbara		1	2		
												180	H	Cal Poly		5	1		
												180	H	Cal Poly		5	4		
												180	H	Cal Poly		6	3		
LAST 10 GAMES																			
109 H Hawai i						8	0	59 A San Di ego St.						13	9				
109 H Hawai i						4	6	59 A San Di ego St.						3	6				
109 H Hawai i						6	3	113 H Pepperdi ne						3	2				
110 A San Di ego						4	10	180 H Cal Poly						6	3				
59 A San Di ego St.						6	9	180 H Cal Poly						5	4				

Non-Div. I Games:

Cal St. Fullerton

Average RPI Win:	98	WON-LOST RECORD	WINNING PCT. RANK	LAST 10 GAMES	STRENGTH OF SCHEDULE	OPP. STRENGTH OF SCHEDULE	TEAM RPI	ADJ RPI	CONF. RPI	ADJ CONF. RPI	
DIV. I ONLY	18-17-0	.51429	136	5-5-0	21	84	64	.54604	64	5	5
DIV. I NON-CONF.	9-11-0	.45	175	2-2-0	73	136	148	.49976	148	5	5
<hr/>											
TOTALS	RPI 1-25	RPI 26-50		W-L RECORDS	RPI 51-100		RPI 101-150		RPI 150+		
18-17-0	2-4-0	4-0-0		OVERALL	4-5-0		3-5-0		5-3-0		
10-8-0	1-2-0	3-0-0		HOME	3-1-0		1-4-0		2-1-0		
7-8-0	1-2-0	1-0-0		AWAY	1-3-0		2-1-0		2-2-0		
1-1-0	0-0-0	0-0-0		NEUTRAL	0-1-0		0-0-0		1-0-0		
9-11-0	1-2-0	1-0-0		NON-CONFERENCE	1-2-0		1-4-0		5-3-0		
5-7-0	1-2-0	0-0-0		HOME	1-0-0		1-4-0		2-1-0		
3-3-0	0-0-0	1-0-		AWAY	0-1-0		0-0-0		2-2-0		
1-1-0	0-0-0	0-0-0		NEUTRAL	0-1-0		0-0-0		1-0-0		
9-6-0	1-2-0	3-0-0		CONFERENCE	3-3-0		2-1-0		0-0-0		
5-1-0	0-0-0	3-0-0		HOME	2-1-0		0-0-0		0-0-0		
4-5-0	1-2-0	0-0-0		AWAY	1-2-0		2-1-0		0-0-0		
0-0-0	0-0-0	0-0-0		NEUTRAL	0-0-0		0-0-0		0-0-0		
RPI	S	Opponent	Score	RPI	S	Opponent	Score	RPI	S	Opponent	Score
4	A	Oregon St.	1 16	38	H	Ari zona	7 1	53	H	Oregon	4 6
4	A	Oregon St.	2 5	38	H	Ari zona	3 2	53	H	Oregon	4 0
4	A	Oregon St.	8 4	38	H	Ari zona	1 0	53	H	Oregon	2 1
10	H	East Carolina	1 5	40	A	Minnesota	6 4	57	N	Illinois	1 7
10	H	East Carolina	8 0					59	A	San Diego St.	4 6
10	H	East Carolina	2 7					67	H	Gonzaga	5 3
								98	A	Cal i forni a	4 11
								98	A	Cal i forni a	4 3
								98	A	Cal i forni a	2 5

Non-Div. I Games:

Washington

[illegible]

Non-Div. I Games:

Missouri St.

Average RPI Win: 80		WON-LOST RECORD		WINNING PCT. RANK		LAST 10 GAMES		STRENGTH OF SCHEDULE		OPP. STRENGTH OF SCHEDULE		TEAM RPI		ADJ RPI		CONF. RPI		ADJ CONF. RPI					
DIV. I ONLY		17-22-0		.4359		190		5-5-0		1		19		66		.54132		66		3		3	
DIV. I NON-CONF.		7-11-0		.38889		207		1-1-0		4		48		101		.52097		101		3		3	
TOTALS		RPI 1-25		RPI 26-50		W-L RECORDS		RPI 51-100		RPI 101-150		RPI 150+											
17-22-0		5-10-0		2-6-0		OVERALL		6-3-0		2-1-0		2-2-0											
13-13-0		2-6-0		1-2-0		HOME		6-3-0		2-1-0		2-1-0											
4-9-0		3-4-0		1-4-0		AWAY		0-0-0		0-0-0		0-1-0											
0-0-0		0-0-0		0-0-0		NEUTRAL		0-0-0		0-0-0		0-0-0											
7-11-0		1-5-0		2-3-0		NON-CONFERENCE		0-0-0		2-1-0		2-2-0											
6-8-0		1-4-0		1-2-0		HOME		0-0-0		2-1-0		2-1-0											
1-3-0		0-1-0		1-0-		AWAY		0-0-0		0-0-0		0-1-0											
0-0-0		0-0-0		0-0-0		NEUTRAL		0-0-0		0-0-0		0-0-0											
10-11-0		4-5-0		0-3-0		CONFERENCE		6-3-0		0-0-0		0-0-0											
7-5-0		1-2-0		0-0-0		HOME		6-3-0		0-0-0		0-0-0											
3-6-0		3-3-0		0-3-0		AWAY		0-0-0		0-0-0		0-0-0											
0-0-0		0-0-0		0-0-0		NEUTRAL		0-0-0		0-0-0		0-0-0											
RPI	S	Opponent		Score		RPI	S	Opponent		Score		RPI	S	Opponent		Score							
2	H	Florida		3	7	31	H	Missouri		0	9	74	H	Virginia		1	0						
2	H	Florida		2	8	43	A	Georgia Tech		1	6	74	H	Virginia		8	1						
2	H	Florida		2	0	43	A	Georgia Tech		1	4	74	H	Virginia		3	2						
6	H	North Carolina		7	5	43	A	Georgia Tech		4	13	91	H	Pittsburgh		1	2						
6	H	North Carolina		6	9	44	A	FGCU		0	1	91	H	Pittsburgh		3	0						
6	H	North Carolina		4	8	44	H	FGCU		8	1	91	H	Pittsburgh		0	3						
14	A	Fla. Atlantic		4	5	47	A	UCF		4	3	97	H	Notre Dame		5	9						
14	H	Fla. Atlantic		9	11	47	H	UCF		0	4	97	H	Notre Dame		9	0						
14	H	Fla. Atlantic		4	7							97	H	Notre Dame		3	0						
17	A	Clemson		12	11																		
17	A	Clemson		6	1																		
17	A	Clemson		3	8																		
22	A	Duke		8	2																		
22	A	Duke		1	4																		
22	A	Duke		3	4																		
						LAST 10 GAMES																	
						91	H	Pittsburgh		3	0	17	A	Clemson		6	1						
						91	H	Pittsburgh		0	3	17	A	Clemson		12	11						
						91	H	Pittsburgh		1	2	47	H	UCF		0	4						
						44	H	FGCU		8	1	6	H	North Carolina		7	5						
						17	A	Clemson		3	8	6	H	North Carolina		6	9						

Non-Div. I Games:

Miami (FL)

Average RPI Win:		146	WON-LOST RECORD		WINNING PCT. RANK		LAST 10 GAMES		STRENGTH OF SCHEDULE		OPP. STRENGTH OF SCHEDULE		TEAM RPI		ADJ RPI		CONF. RPI		ADJ CONF. RPI	
DIV. I ONLY			20-18-0		.52632 129		6-4-0		107		118		67		.54072 67		14		14	
DIV. I NON-CONF.			10-10-0		.5 139		1-1-0		81		65		54		.54982 54		11		11	
TOTALS		RPI 1-25		RPI 26-50		W-L RECORDS		RPI 51-100		RPI 101-150		RPI 150+								
20-18-0		0-2-0		0-0-0		OVERALL		1-4-0		8-9-0		11-3-0								
6-1-0		0-0-0		0-0-0		HOME		0-0-0		2-1-0		4-0-0								
11-15-0		0-1-0		0-0-0		AWAY		1-4-0		6-8-0		4-2-0								
3-2-0		0-1-0		0-0-0		NEUTRAL		0-0-0		0-0-0		3-1-0								
10-10-0		0-2-0		0-0-0		NON-CONFERENCE		1-4-0		3-2-0		6-2-0								
1-0-0		0-0-0		0-0-0		HOME		0-0-0		0-0-0		1-0-0								
6-8-0		0-1-0		0-0-		AWAY		1-4-0		3-2-0		2-1-0								
3-2-0		0-1-0		0-0-0		NEUTRAL		0-0-0		0-0-0		3-1-0								
10-8-0		0-0-0		0-0-0		CONFERENCE		0-0-0		5-7-0		5-1-0								
5-1-0		0-0-0		0-0-0		HOME		0-0-0		2-1-0		3-0-0								
5-7-0		0-0-0		0-0-0		AWAY		0-0-0		3-6-0		2-1-0								
0-0-0		0-0-0		0-0-0		NEUTRAL		0-0-0		0-0-0		0-0-0								
RPI	S	Opponent		Score		RPI	S	Opponent		Score		RPI	S	Opponent		Score				
1	A	Stanford		3	4			53	A	Oregon	3	6	104	A	Rice	7	5			
4	N	Oregon St.		3	4			64	A	Washington	3	5	104	A	Rice	10	2			
								72	A	UC Irvine	1	6	104	A	Rice	7	5			
								72	A	UC Irvine	1	3	104	A	Rice	1	6			
								72	A	UC Irvine	5	3	113	H	Pepperdi ne	7	0			
													113	H	Pepperdi ne	1	0			
													113	H	Pepperdi ne	8	11			
													115	A	San Franci sco	6	0			
													115	A	San Franci sco	0	1			
													115	A	San Franci sco	0	3			
													130	A	Sai nt Mary' s (CA)	3	0			
													130	A	Sai nt Mary' s (CA)	1	2			
													130	A	Sai nt Mary' s (CA)	2	3			
													133	A	BYU	2	6			
													133	A	BYU	4	3			
													133	A	BYU	4	6			
													147	A	Seattle U	4	6			
													153	N	New Mexi co	4	3			
													162	A	Washington St.	3	4			
													162	H	Washington St.	7	4			
													170	A	Paci fi c	1	2			
													170	A	Paci fi c	7	1			
													170	A	Paci fi c	5	2			
													173	A	Sacramento St.	6	3			
													173	A	Sacramento St.	13	3			
													179	N	Mi lwaukee	4	1			
													180	N	Cal Poly	5	4			
													180	N	Cal Poly	7	8			
													190	H	Portland	3	0			
													190	H	Portl and	6	4			
													190	H	Portl and	9	8			
LAST 10 GAMES						LAST 10 GAMES						LAST 10 GAMES								
						115	A	San Franci sco	0	3	170	A	Paci fi c	5	2					
						115	A	San Franci sco	0	1	170	A	Paci fi c	1	2					
						115	A	San Franci sco	6	0	64	A	Washi ngton	3	5					
						162	H	Washington St.	7	4	190	H	Portl and	9	8					
						170	A	Paci fi c	7	1	190	H	Portl and	3	0					

Non-Div. I Games:

Gonzaga

Average RPI Win:		107	WON-LOST RECORD		WINNING PCT. RANK		LAST 10 GAMES		STRENGTH OF SCHEDULE		OPP. STRENGTH OF SCHEDULE		TEAM RPI		ADJ RPI		CONF. RPI		ADJ CONF. RPI	
DIV. I ONLY			22-19-0		.53659 123		7-3-0		56		45		68		.54062 68		6		6	
DIV. I NON-CONF.			11-9-0		.55 117		2-1-0		9		49		27		.57278 27		6		6	
TOTALS		RPI 1-25		RPI 26-50		W-L RECORDS		RPI 51-100		RPI 101-150		RPI 150+								
22-19-0		1-1-0		4-9-0		OVERALL		5-3-0		7-4-0		5-2-0								
11-9-0		0-0-0		2-5-0		HOME		3-1-0		5-3-0		1-0-0								
9-8-0		0-0-0		2-3-0		AWAY		1-2-0		2-1-0		4-2-0								
2-2-0		1-1-0		0-1-0		NEUTRAL		1-0-0		0-0-0		0-0-0								
11-9-0		1-1-0		2-5-0		NON-CONFERENCE		2-0-0		5-3-0		1-0-0								
5-3-0		0-0-0		0-1-0		HOME		1-0-0		3-2-0		1-0-0								
4-4-0		0-0-0		2-0-		AWAY		0-0-0		2-1-0		0-0-0								
2-2-0		1-1-0		0-1-0		NEUTRAL		1-0-0		0-0-0		0-0-0								
11-10-0		0-0-0		2-4-0		CONFERENCE		3-3-0		2-1-0		4-2-0								
6-6-0		0-0-0		2-4-0		HOME		2-1-0		2-1-0		0-0-0								
5-4-0		0-0-0		0-0-0		AWAY		1-2-0		0-0-0		4-2-0								
0-0-0		0-0-0		0-0-0		NEUTRAL		0-0-0		0-0-0		0-0-0								
RPI	S	Opponent		Score		RPI	S	Opponent		Score		RPI	S	Opponent		Score				
18	N	Kentucky		4	10	29	H	South Ala.		5	11	55	H	Little Rock		4	0			
23	N	Vanderbilt		3	0	29	H	South Ala.		3	7	55	H	Little Rock		1	0			
						29	H	South Ala.		2	1	55	H	Little Rock		7	9			
						33	A	Texas		3	5	58	H	LSU		4	3			
						33	A	Texas		2	1	58	N	LSU		3	1			
						33	A	Texas		0	3	95	A	Ga. Southern		11	2			
						35	A	Southern Miss.		8	9	95	A	Ga. Southern		3	6			
						35	A	Southern Miss.		7	4	95	A	Ga. Southern		4	5			
						37	H	Troy		4	3									
						37	H	Troy		5	8									
						37	H	Troy		2	6									
						46	N	Mississippi St.		1	3									
						49	H	Louisiana Tech		2	15									
						LAST 10 GAMES														
						55	H	Little Rock		7	9	196	A	Appalachian St.		5	4			
						55	H	Little Rock		4	0	196	A	Appalachian St.		4	3			
						55	H	Little Rock		1	0	136	H	Southeastern La.		4	3			
						49	H	Louisiana Tech		2	15	143	H	McNeese		12	10			
						196	A	Appalachian St.		6	2	117	H	UT Arlington		2	4			

Non-Div. I Games:

Loui si ana

Average RPI Win:		134	WON-LOST		WINNING		LAST 10		STRENGTH OF		OPP. STRENGTH		TEAM	ADJ		CONF.	ADJ CONF.	
Average RPI Loss:		45	RECORD		PCT. RANK		GAMES		SCHEDULE		OF SCHEDULE		RPI	RPI		RPI	RPI	
DIV. I ONLY			22-20-0		.52381		133		3-7-0		26		39		69		.54028	
DIV. I NON-CONF.			17-6-0		.73913		33		2-1-0		147		148		53		.55045	
TOTALS		RPI 1-25		RPI 26-50		W-L RECORDS		RPI 51-100		RPI 101-150		RPI 150+						
22-20-0		3-10-0		4-3-0		OVERALL		1-5-0		2-1-0		12-1-0						
18-9-0		3-6-0		1-0-0		HOME		0-2-0		2-1-0		12-0-0						
4-10-0		0-3-0		3-3-0		AWAY		1-3-0		0-0-0		0-1-0						
0-1-0		0-1-0		0-0-0		NEUTRAL		0-0-0		0-0-0		0-0-0						
17-6-0		0-0-0		2-2-0		NON-CONFERENCE		1-2-0		2-1-0		12-1-0						
15-3-0		0-0-0		1-0-0		HOME		0-2-0		2-1-0		12-0-0						
2-3-0		0-0-0		1-0-		AWAY		1-0-0		0-0-0		0-1-0						
0-0-0		0-0-0		0-0-0		NEUTRAL		0-0-0		0-0-0		0-0-0						
5-14-0		3-10-0		2-1-0		CONFERENCE		0-3-0		0-0-0		0-0-0						
3-6-0		3-6-0		0-0-0		HOME		0-0-0		0-0-0		0-0-0						
2-7-0		0-3-0		2-1-0		AWAY		0-3-0		0-0-0		0-0-0						
0-1-0		0-1-0		0-0-0		NEUTRAL		0-0-0		0-0-0		0-0-0						
RPI	S	Opponent		Score		RPI	S	Opponent		Score		RPI	S	Opponent		Score		
7	H	Georgia		10	9	28	A	Oklahoma		1	2	71	A	Tennessee		1	2	
7	H	Georgia		5	6	28	A	Oklahoma		4	16	71	A	Tennessee		0	3	
7	H	Georgia		5	6	28	A	Oklahoma		13	1	71	A	Tennessee		4	5	
12	H	Auburn		5	20	31	A	Missouri		5	1	81	A	Samford		13	3	
12	H	Auburn		5	19	31	A	Missouri		2	1	81	H	Samford		0	6	
12	H	Auburn		0	5	31	A	Missouri		0	1	85	H	Jacksonville St.		0	4	
12	N	Auburn		2	5	35	H	Southern Mi ss.		3	0							
15	A	Texas A&M		2	3													
15	A	Texas A&M		6	9													
15	A	Texas A&M		6	12													
18	H	Kentucky		4	2													
18	H	Kentucky		4	2													
18	H	Kentucky		2	5													
						LAST 10 GAMES												
						12	H	Auburn		5	20	15	A	Texas A&M		2	3	
						12	H	Auburn		0	5	15	A	Texas A&M		6	9	
						12	H	Auburn		5	19	15	A	Texas A&M		6	12	
						288	H	Al corn		3	0	198	H	UAB		12	3	
						81	H	Samford		0	6	31	A	Mi ssouri		5	1	

Non-Div. I Games:

Alabama

Average RPI Win: 235		WON-LOST RECORD		WINNING PCT. RANK		LAST 10 GAMES		STRENGTH OF SCHEDULE		OPP. STRENGTH OF SCHEDULE		TEAM RPI		ADJ RPI		CONF. RPI		ADJ CONF. RPI	
DIV. I ONLY		26-12-0		.68421 31		8-2-0		208		259		70		.53911 70		27		27	
DIV. I NON-CONF.		15-9-0		.625 77		4-0-0		189		263		58		.54832 58		28		28	
TOTALS		RPI 1-25		RPI 26-50		W-L RECORDS		RPI 51-100		RPI 101-150		RPI 150+							
26-12-0		0-0-0		0-5-0		OVERALL		3-1-0		1-2-0		22-4-0							
6-1-0		0-0-0		0-0-0		HOME		2-1-0		0-0-0		4-0-0							
20-10-0		0-0-0		0-5-0		AWAY		1-0-0		1-1-0		18-4-0							
0-1-0		0-0-0		0-0-0		NEUTRAL		0-0-0		0-1-0		0-0-0							
15-9-0		0-0-0		0-5-0		NON-CONFERENCE		1-0-0		1-2-0		13-2-0							
0-0-0		0-0-0		0-0-0		HOME		0-0-0		0-0-0		0-0-0							
15-8-0		0-0-0		0-0-		AWAY		1-0-0		1-1-0		13-2-0							
0-1-0		0-0-0		0-0-0		NEUTRAL		0-0-0		0-1-0		0-0-0							
11-3-0		0-0-0		0-0-0		CONFERENCE		2-1-0		0-0-0		9-2-0							
6-1-0		0-0-0		0-0-0		HOME		2-1-0		0-0-0		4-0-0							
5-2-0		0-0-0		0-0-0		AWAY		0-0-0		0-0-0		5-2-0							
0-0-0		0-0-0		0-0-0		NEUTRAL		0-0-0		0-0-0		0-0-0							
RPI	S	Opponent		Score		RPI	S	Opponent		Score		RPI	S	Opponent		Score			
27	A	Stetson		0	10	62	A	Seton Hall		4	2	140	A	Rutgers		4	11		
47	A	UCF		8	10	93	H	Bryant		1	3	142	N	Virginia Tech		7	18		
47	A	UCF		3	6	93	H	Bryant		8	6	144	A	Fordham		10	7		
47	A	UCF		0	12	93	H	Bryant		3	2	201	A	Stony Brook		7	3		
48	A	St. John's (NY)		1	3							201	A	Stony Brook		14	6		
												201	A	Stony Brook		7	2		
												219	A	N. C. Central		3	12		
												219	A	N. C. Central		7	6		
												219	A	N. C. Central		4	10		
												237	A	Saint Joseph's		11	1		
												250	A	Sacred Heart		14	3		
												250	A	Sacred Heart		14	7		
												250	A	Sacred Heart		9	4		
												265	A	La Salle		15	3		
												270	A	Central Conn. St.		6	4		
												270	A	Central Conn. St.		6	7		
												270	A	Central Conn. St.		5	2		
												270	A	Central Conn. St.		3	7		
												280	H	Mt. St. Mary's		9	3		
												280	H	Mt. St. Mary's		2	1		
												280	H	Mt. St. Mary's		5	3		
												280	H	Mt. St. Mary's		7	6		
												281	A	Coppin St.		3	2		
												281	A	Coppin St.		9	0		
												282	A	Villanova		8	7		
												282	A	Villanova		6	5		
												282	A	Villanova		8	4		
												282	A	Villanova		7	2		
												283	A	Rider		4	3		
LAST 10 GAMES																			
282	A	Villanova		6	5	270	A	Central Conn. St.		5	2								
282	A	Villanova		7	2	270	A	Central Conn. St.		3	7								
282	A	Villanova		8	7	283	A	Rider		4	3								
270	A	Central Conn. St.		6	7	280	H	Mt. St. Mary's		9	3								
270	A	Central Conn. St.		6	4	280	H	Mt. St. Mary's		2	1								

Non-Div. I Games:

Wagner

Average RPI Win:		140	WON-LOST RECORD		WINNING PCT. RANK		LAST 10 GAMES		STRENGTH OF SCHEDULE		OPP. STRENGTH OF SCHEDULE		TEAM RPI		ADJ RPI		CONF. RPI		ADJ CONF. RPI					
DIV. I ONLY			24-18-0		.57143		98		5-5-0		68		28		71		.53828		71		1		1	
DIV. I NON-CONF.			17-7-0		.70833		39		3-0-0		241		105		132		.50996		132		1		1	
TOTALS		RPI 1-25		RPI 26-50		W-L RECORDS		RPI 51-100		RPI 101-150		RPI 150+												
24-18-0		4-5-0		0-0-0		OVERALL		6-9-0		2-3-0		12-1-0												
18-10-0		3-3-0		0-0-0		HOME		5-3-0		2-3-0		8-1-0												
6-8-0		1-2-0		0-0-0		AWAY		1-6-0		0-0-0		4-0-0												
0-0-0		0-0-0		0-0-0		NEUTRAL		0-0-0		0-0-0		0-0-0												
17-7-0		0-0-0		0-0-0		NON-CONFERENCE		3-3-0		2-3-0		12-1-0												
12-7-0		0-0-0		0-0-0		HOME		2-3-0		2-3-0		8-1-0												
5-0-0		0-0-0		0-0-		AWAY		1-0-0		0-0-0		4-0-0												
0-0-0		0-0-0		0-0-0		NEUTRAL		0-0-0		0-0-0		0-0-0												
7-11-0		4-5-0		0-0-0		CONFERENCE		3-6-0		0-0-0		0-0-0												
6-3-0		3-3-0		0-0-0		HOME		3-0-0		0-0-0		0-0-0												
1-8-0		1-2-0		0-0-0		AWAY		0-6-0		0-0-0		0-0-0												
0-0-0		0-0-0		0-0-0		NEUTRAL		0-0-0		0-0-0		0-0-0												
RPI	S	Opponent		Score		RPI	S	Opponent		Score		RPI	S	Opponent		Score								
2	H	Florida		6 4		58	A	LSU		5 14		124	H	Maryland		0 4								
2	H	Florida		4 6		58	A	LSU		3 9		124	H	Maryland		4 10								
2	H	Florida		6 22		58	A	LSU		7 9		124	H	Maryland		13 6								
5	A	Ole Miss		0 5		60	A	South Carolina		1 6		131	H	James Madison		10 1								
5	A	Ole Miss		1 7		60	A	South Carolina		3 6		131	H	James Madison		2 21								
5	A	Ole Miss		8 6		60	A	South Carolina		2 6		152	A	Cincinnati		7 5								
15	H	Texas A&M		7 4		69	H	Alabama		3 0		152	A	Cincinnati		2 1								
15	H	Texas A&M		6 4		69	H	Alabama		5 4		152	A	Cincinnati		3 2								
15	H	Texas A&M		3 8		69	H	Alabama		2 1		159	H	Lipscomb		8 5								
						83	H	UNCG		2 3		181	H	Middle Tenn.		5 4								
						83	H	UNCG		11 4		181	H	Middle Tenn.		5 7								
						83	H	UNCG		3 2		212	H	Memphis		2 1								
						99	A	ETSU		6 2		253	H	UT Martin		15 1								
						99	H	ETSU		6 9		253	H	UT Martin		9 0								
						99	H	ETSU		9 10		268	A	Western Caro.		17 3								
												268	H	Western Caro.		5 0								
												269	H	Belmont		9 2								
												275	H	Ark. -Pine Bluff		9 1								
LAST 10 GAMES																								
						15	H	Texas A&M		6 4		58	A	LSU		5 14								
						15	H	Texas A&M		3 8		58	A	LSU		3 9								
						15	H	Texas A&M		7 4		253	H	UT Martin		15 1								
						99	A	ETSU		6 2		253	H	UT Martin		9 0								
						58	A	LSU		7 9		2	H	Florida		4 6								

Non-Div. I Games:

Tennessee

Average RPI Win:		121	WON-LOST RECORD		WINNING PCT. RANK		LAST 10 GAMES		STRENGTH OF SCHEDULE		OPP. STRENGTH OF SCHEDULE		TEAM RPI		ADJ RPI		CONF. RPI		ADJ CONF. RPI	
DIV. I ONLY			24-14-0		.63158 64		8-2-0		155		88		72		.5375 72		15		15	
DIV. I NON-CONF.			16-10-0		.61538 81		2-0-0		163		69		76		.53599 76		14		14	
TOTALS		RPI 1-25		RPI 26-50		W-L RECORDS		RPI 51-100		RPI 101-150		RPI 150+								
24-14-0		0-0-0		1-0-0		OVERALL		7-4-0		9-5-0		7-5-0								
11-7-0		0-0-0		0-0-0		HOME		5-2-0		2-2-0		4-3-0								
13-7-0		0-0-0		1-0-0		AWAY		2-2-0		7-3-0		3-2-0								
0-0-0		0-0-0		0-0-0		NEUTRAL		0-0-0		0-0-0		0-0-0								
16-10-0		0-0-0		1-0-0		NON-CONFERENCE		7-4-0		3-2-0		5-4-0								
8-4-0		0-0-0		0-0-0		HOME		5-2-0		1-0-0		2-2-0								
8-6-0		0-0-0		1-0-		AWAY		2-2-0		2-2-0		3-2-0								
0-0-0		0-0-0		0-0-0		NEUTRAL		0-0-0		0-0-0		0-0-0								
8-4-0		0-0-0		0-0-0		CONFERENCE		0-0-0		6-3-0		2-1-0								
3-3-0		0-0-0		0-0-0		HOME		0-0-0		1-2-0		2-1-0								
5-1-0		0-0-0		0-0-0		AWAY		0-0-0		5-1-0		0-0-0								
0-0-0		0-0-0		0-0-0		NEUTRAL		0-0-0		0-0-0		0-0-0								
RPI	S	Opponent		Score		RPI	S	Opponent		Score		RPI	S	Opponent		Score				
						30	A	UCLA		8	1	52	H	Nevada		1	8			
												52	H	Nevada		4	0			
												52	H	Nevada		4	3			
												59	A	San Di ego St.		10	2			
												59	H	San Di ego St.		9	4			
												67	H	Gonzaga		6	1			
												67	H	Gonzaga		3	1			
												67	H	Gonzaga		3	5			
												86	A	TCU		2	6			
												86	A	TCU		15	2			
												86	A	TCU		3	4			
												109	H	Hawai i		2	14			
												109	H	Hawai i		3	4			
												109	H	Hawai i		12	4			
												110	A	San Di ego		2	1			
												111	H	Southern Cal i forni a		8	7			
												127	A	Southern Ill.		6	2			
												127	A	Southern Ill.		8	10			
												127	A	Southern Ill.		2	11			
												132	A	Long Beach St.		0	1			
												132	A	Long Beach St.		8	0			
												132	A	Long Beach St.		3	2			
												150	A	CSUN		4	2			
												150	A	CSUN		5	4			
												150	A	CSUN		8	4			
												154	A	Loyola Marymount		6	5			
												154	H	Loyola Marymount		10	2			
												165	H	UC Santa Barbara		10	2			
												165	H	UC Santa Barbara		11	1			
												165	H	UC Santa Barbara		4	9			
												190	A	Portland		3	6			
												190	A	Portland		6	5			
												190	A	Portland		3	0			
												190	A	Portland		6	7			
												240	H	Utah Valley		5	9			
												240	H	Utah Valley		4	2			
												240	H	Utah Valley		5	8			
LAST 10 GAMES																				
						150	A	CSUN		8	4	165	H	UC Santa Barbara		4	9			
						150	A	CSUN		5	4	165	H	UC Santa Barbara		10	2			
						150	A	CSUN		4	2	59	A	San Di ego St.		10	2			
						30	A	UCLA		8	1	132	A	Long Beach St.		8	0			
						165	H	UC Santa Barbara		11	1	132	A	Long Beach St.		0	1			

Non-Div. I Games:

UC Irvine

Average RPI Win:	139	WON-LOST RECORD	WINNING PCT. RANK	LAST 10 GAMES	STRENGTH OF SCHEDULE	OPP. STRENGTH OF SCHEDULE	TEAM RPI	ADJ RPI	CONF. RPI	ADJ CONF. RPI		
DIV. I ONLY		24-17-0	.58537	86	7-3-0	77	91	74	.53619	74	3	3
DIV. I NON-CONF.		15-5-0	.75	30	3-0-0	111	240	52	.55172	52	3	3
<hr/>												
TOTALS	RPI 1-25		RPI 26-50	W-L RECORDS		RPI 51-100		RPI 101-150		RPI 150+		
24-17-0	2-4-0		2-2-0	OVERALL		3-5-0		6-2-0		11-4-0		
18-7-0	1-2-0		0-0-0	HOME		1-0-0		5-1-0		11-4-0		
4-10-0	1-2-0		2-2-0	AWAY		1-5-0		0-1-0		0-0-0		
2-0-0	0-0-0		0-0-0	NEUTRAL		1-0-0		1-0-0		0-0-0		
15-5-0	0-0-0		0-1-0	NON-CONFERENCE		2-0-0		4-1-0		9-3-0		
13-3-0	0-0-0		0-0-0	HOME		1-0-0		3-0-0		9-3-0		
0-2-0	0-0-0		0-0-	AWAY		0-0-0		0-1-0		0-0-0		
2-0-0	0-0-0		0-0-0	NEUTRAL		1-0-0		1-0-0		0-0-0		
9-12-0	2-4-0		2-1-0	CONFERENCE		1-5-0		2-1-0		2-1-0		
5-4-0	1-2-0		0-0-0	HOME		0-0-0		2-1-0		2-1-0		
4-8-0	1-2-0		2-1-0	AWAY		1-5-0		0-0-0		0-0-0		
0-0-0	0-0-0		0-0-0	NEUTRAL		0-0-0		0-0-0		0-0-0		
<hr/>												
RPI	S	Opponent	Score	RPI	S	Opponent	Score	RPI	S	Opponent	Score	
6	H	North Carolina	6 8	42	A	Louisville	4 5	66	A	Miami (FL)	1 8	
6	H	North Carolina	4 0	42	A	Louisville	2 1	66	A	Miami (FL)	0 1	
6	H	North Carolina	6 12	42	A	Louisville	5 4	66	A	Miami (FL)	2 3	
22	A	Duke	3 0	47	A	UCF	3 6	81	N	Samford	10 4	
22	A	Duke	3 6					91	A	Pittsburgh	10 7	
22	A	Duke	2 3					91	A	Pittsburgh	1 4	
								91	A	Pittsburgh	5 7	
								92	H	Liberty	14 3	

Non-Div. I Games:

Vi rgi ni a

Average RPI Win:	108	WON-LOST RECORD	WINNING PCT. RANK	LAST 10 GAMES	STRENGTH OF SCHEDULE	OPP. STRENGTH OF SCHEDULE	TEAM RPI	ADJ RPI	CONF. RPI	ADJ CONF. RPI						
DIV. I ONLY		18-20-0	.47368	168	5-5-0	17	26	75	.53612	75	6	6				
DIV. I NON-CONF.		12-9-0	.57143	104	2-0-0	8	5	35	.56652	35	6	6				
<hr/>																
TOTALS	RPI 1-25	RPI 26-50		W-L RECORDS		RPI 51-100		RPI 101-150		RPI 150+						
18-20-0	3-8-0	4-4-0		OVERALL		5-2-0		0-6-0		6-0-0						
12-11-0	2-5-0	2-2-0		HOME		2-1-0		0-3-0		6-0-0						
6-9-0	1-3-0	2-2-0		AWAY		3-1-0		0-3-0		0-0-0						
0-0-0	0-0-0	0-0-0		NEUTRAL		0-0-0		0-0-0		0-0-0						
12-9-0	2-6-0	2-1-0		NON-CONFERENCE		5-2-0		0-0-0		3-0-0						
8-7-0	2-5-0	1-1-0		HOME		2-1-0		0-0-0		3-0-0						
4-2-0	0-1-0	1-0-		AWAY		3-1-0		0-0-0		0-0-0						
0-0-0	0-0-0	0-0-0		NEUTRAL		0-0-0		0-0-0		0-0-0						
6-11-0	1-2-0	2-3-0		CONFERENCE		0-0-0		0-6-0		3-0-0						
4-4-0	0-0-0	1-1-0		HOME		0-0-0		0-3-0		3-0-0						
2-7-0	1-2-0	1-2-0		AWAY		0-0-0		0-3-0		0-0-0						
0-0-0	0-0-0	0-0-0		NEUTRAL		0-0-0		0-0-0		0-0-0						
RPI	S	Opponent	Score	RPI	S	Opponent	Score	RPI	S	Opponent	Score	RPI	S	Opponent	Score	
5	H	Ole Miss	3 5	29	H	South Ala.	4 12	76	H	Bradley	3 1	105	H	Texas St.	9 10	
5	H	Ole Miss	2 16	29	H	South Ala.	7 2	81	A	Samford	1 0	105	H	Texas St.	3 9	
7	H	Georgia	2 12	37	A	Troy	3 8	81	A	Samford	2 0	105	H	Texas St.	5 10	
12	A	Auburn	2 3	37	A	Troy	4 14	81	A	Samford	9 7	117	A	UT Arlington	10 12	
13	H	UConn	1 10	37	A	Troy	5 2	87	H	Kennesaw St.	9 15	117	A	UT Arlington	4 6	
16	H	Jacksonville	3 5	40	H	Minnesota	9 6	94	A	Furman	12 13	117	A	UT Arlington	5 6	
16	H	Jacksonville	7 0	43	A	Georgia Tech	5 2	100	H	Mercer	4 2	210	H	Arkansas St.	12 3	
16	H	Jacksonville	6 2	43	H	Georgia Tech	6 12					210	H	Arkansas St.	16 7	
24	A	Coastal Caro.	3 2									210	H	Arkansas St.	3 2	
24	A	Coastal Caro.	1 3									227	H	Eastern Ill.	8 4	
24	A	Coastal Caro.	3 7									227	H	Eastern Ill.	7 2	
												227	H	Eastern Ill.	6 5	
<hr/>																
LAST 10 GAMES																
24 A Coastal Caro.				1 3	105 H Texas St.				3 9							
24 A Coastal Caro.				3 7	105 H Texas St.				9 10							
24 A Coastal Caro.				3 2	43 A Georgia Tech				5 2							
100 H Mercer				4 2	210 H Arkansas St.				3 2							
105 H Texas St.				5 10	210 H Arkansas St.				16 7							

Non-Div. I Games:	Morehouse	7	4
-------------------	-----------	---	---

Georgi a St.

Average RPI Win:		203	WON-LOST RECORD		WINNING PCT. RANK		LAST 10 GAMES		STRENGTH OF SCHEDULE		OPP. STRENGTH OF SCHEDULE		TEAM RPI		ADJ RPI		CONF. RPI		ADJ CONF. RPI	
DIV. I ONLY			20-9-0		.68966 29		6-2-0		252		133		76		.53592 76		10		10	
DIV. I NON-CONF.			13-7-0		.65 61		1-1-0		230		152		71		.53929 71		9		9	
TOTALS		RPI 1-25		RPI 26-50		W-L RECORDS		RPI 51-100		RPI 101-150		RPI 150+								
20-9-0		1-2-0		1-2-0		OVERALL		3-2-0		0-1-0		15-2-0								
4-1-0		0-0-0		0-0-0		HOME		2-1-0		0-0-0		2-0-0								
12-7-0		1-2-0		1-2-0		AWAY		1-1-0		0-1-0		9-1-0								
4-1-0		0-0-0		0-0-0		NEUTRAL		0-0-0		0-0-0		4-1-0								
13-7-0		1-2-0		1-2-0		NON-CONFERENCE		1-1-0		0-1-0		10-1-0								
2-0-0		0-0-0		0-0-0		HOME		0-0-0		0-0-0		2-0-0								
7-6-0		1-2-0		1-0-		AWAY		1-1-0		0-1-0		4-0-0								
4-1-0		0-0-0		0-0-0		NEUTRAL		0-0-0		0-0-0		4-1-0								
7-2-0		0-0-0		0-0-0		CONFERENCE		2-1-0		0-0-0		5-1-0								
2-1-0		0-0-0		0-0-0		HOME		2-1-0		0-0-0		0-0-0								
5-1-0		0-0-0		0-0-0		AWAY		0-0-0		0-0-0		5-1-0								
0-0-0		0-0-0		0-0-0		NEUTRAL		0-0-0		0-0-0		0-0-0								
RPI	S	Opponent		Score		RPI	S	Opponent		Score		RPI	S	Opponent		Score				
16	A	Jacksonville		5	7	43	A	Georgia Tech		10	7	75	A	Georgia St.		1	3			
16	A	Jacksonville		12	8	45	A	Iowa		9	13	87	A	Kennesaw St.		6	4			
16	A	Jacksonville		5	9	47	A	UCF		5	6	88	H	Indiana St.		3	9			
												88	H	Indiana St.		7	6			
												88	H	Indiana St.		6	3			
														Saint Louis		2	3			
												141	A	Valparaiso		10	4			
												160	A	Valparaiso		5	4			
												160	A	Valparaiso		2	5			
												239	N	South Dakota St.		4	2			
												239	N	South Dakota St.		8	6			
												239	N	South Dakota St.		5	1			
												257	H	Chicago St.		16	1			
												263	A	Evansville		14	3			
												263	A	Evansville		9	4			
												263	A	Evansville		8	5			
												267	N	Massachusetts		2	6			
												267	N	Massachusetts		6	3			
												269	A	Belmont		7	2			
												269	A	Belmont		14	10			
												269	A	Belmont		7	4			
												289	A	Western Ill.		14	7			
												289	H	Western Ill.		9	2			
LAST 10 GAMES						LAST 10 GAMES						LAST 10 GAMES								
						289	H	Western Ill.		9	2	88	H	Indiana St.		7	6			
						263	A	Evansville		14	3	88	H	Indiana St.		3	9			
						263	A	Evansville		8	5	88	H	Indiana St.		6	3			
						263	A	Evansville		9	4	289	A	Western Ill.		14	7			
						141	A	Saint Louis		2	3	160	A	Valparaiso		10	4			

Non-Div. I Games: Robert Morris-S'fiel 10 0 Webber Int'l 11 1 Robert Morris-S'fiel 17 0

Bradley

Average RPI Win: 160		WON-LOST RECORD	WINNING PCT. RANK	LAST 10 GAMES	STRENGTH OF SCHEDULE	OPP. STRENGTH OF SCHEDULE	TEAM RPI	ADJ RPI	CONF. RPI	ADJ CONF. RPI			
Average RPI Loss: 104													
DIV. I ONLY		19-16-0	.54286 115	4-6-0	121	103	77	.53562 77	9	9			
DIV. I NON-CONF.		12-12-0	.5 139	1-2-0	138	157	121	.51405 121	8	8			
TOTALS		RPI 1-25	RPI 26-50		W-L RECORDS		RPI 51-100		RPI 101-150		RPI 150+		
19-16-0	0-0-0		1-5-0		OVERALL		2-2-0		6-6-0		10-3-0		
2-5-0	0-0-0		0-2-0		HOME		0-1-0		0-0-0		2-2-0		
9-10-0	0-0-0		1-3-0		AWAY		1-0-0		4-6-0		3-1-0		
8-1-0	0-0-0		0-0-0		NEUTRAL		1-1-0		2-0-0		5-0-0		
12-12-0	0-0-0		0-1-0		NON-CONFERENCE		2-2-0		3-6-0		7-3-0		
2-3-0	0-0-0		0-0-0		HOME		0-1-0		0-0-0		2-2-0		
2-8-0	0-0-0		0-0-		AWAY		1-0-0		1-6-0		0-1-0		
8-1-0	0-0-0		0-0-0		NEUTRAL		1-1-0		2-0-0		5-0-0		
7-4-0	0-0-0		1-4-0		CONFERENCE		0-0-0		3-0-0		3-0-0		
0-2-0	0-0-0		0-2-0		HOME		0-0-0		0-0-0		0-0-0		
7-2-0	0-0-0		1-2-0		AWAY		0-0-0		3-0-0		3-0-0		
0-0-0	0-0-0		0-0-0		NEUTRAL		0-0-0		0-0-0		0-0-0		
RPI	S	Opponent	Score	RPI	S	Opponent	Score	RPI	S	Opponent	Score		
				26	A	Indiana	1 14	88	A	Indiana St.	3 1		
				26	A	Indiana	5 7	88	H	Indiana St.	1 2		
				26	A	Indiana	4 2	97	N	Notre Dame	2 4		
				27	A	Stetson	6 11	97	N	Notre Dame	8 7		
				40	H	Minnesota	8 18						
				40	H	Minnesota	7 22						
										103	A	Tulane	2 6
										103	A	Tulane	12 8
										103	A	Tulane	0 1
										124	A	Maryland	4 3
										124	A	Maryland	7 1
										124	A	Maryland	8 6
										136	A	Southeastern La.	0 4
										141	A	Saint Louis	9 11
										141	A	Saint Louis	3 7
										141	A	Saint Louis	1 15
										141	N	Saint Louis	5 2
										142	N	Virginia Tech	12 5
										159	H	Lipscomb	6 2
										159	H	Lipscomb	1 3
										160	H	Valparaiso	4 1
										182	H	Ball St.	0 2
										197	N	Incarnate Word	5 4
										207	A	Nicholls St.	2 4
										209	A	Penn St.	3 2
										209	A	Penn St.	6 3
										209	A	Penn St.	9 0
										233	N	Western Mich.	5 1
										233	N	Western Mich.	10 4
										233	N	Western Mich.	5 1
										234	N	Central Mich.	11 1
LAST 10 GAMES													
				124	A	Maryland	8 6	40	H	Minnesota	8 18		
				124	A	Maryland	4 3	40	H	Minnesota	7 22		
				124	A	Maryland	7 1	182	H	Ball St.	0 2		
				88	H	Indiana St.	1 2	26	A	Indiana	5 7		
				88	A	Indiana St.	3 1	26	A	Indiana	1 14		

Non-Div. I Games:

Purdue

Average RPI Win: 128		WON-LOST	WINNING	LAST 10	STRENGTH OF		OPP. STRENGTH	TEAM	ADJ		CONF.	ADJ CONF.		
Average RPI Loss: 98		RECORD	PCT. RANK	GAMES	SCHEDULE		OF SCHEDULE	RPI	RPI		RPI	RPI		
DIV. I ONLY		17-21-0	.44737	182	5-5-0		19	151	78	.53551	78	7	7	
DIV. I NON-CONF.		7-11-0	.38889	207	1-2-0		23	259	90	.52683	90	7	7	
TOTALS		RPI 1-25	RPI 26-50		W-L RECORDS		RPI 51-100		RPI 101-150		RPI 150+			
17-21-0	0-1-0	1-2-0		OVERALL		7-7-0		1-7-0		8-4-0				
9-4-0	0-0-0	0-0-0		HOME		5-3-0		0-0-0		4-1-0				
7-15-0	0-1-0	1-2-0		AWAY		2-4-0		0-5-0		4-3-0				
1-2-0	0-0-0	0-0-0		NEUTRAL		0-0-0		1-2-0		0-0-0				
7-11-0	0-1-0	1-2-0		NON-CONFERENCE		0-0-0		1-7-0		5-1-0				
2-0-0	0-0-0	0-0-0		HOME		0-0-0		0-0-0		2-0-0				
4-9-0	0-1-0	1-0-		AWAY		0-0-0		0-5-0		3-1-0				
1-2-0	0-0-0	0-0-0		NEUTRAL		0-0-0		1-2-0		0-0-0				
10-10-0	0-0-0	0-0-0		CONFERENCE		7-7-0		0-0-0		3-3-0				
7-4-0	0-0-0	0-0-0		HOME		5-3-0		0-0-0		2-1-0				
3-6-0	0-0-0	0-0-0		AWAY		2-4-0		0-0-0		1-2-0				
0-0-0	0-0-0	0-0-0		NEUTRAL		0-0-0		0-0-0		0-0-0				
RPI	S	Opponent	Score		RPI	S	Opponent	Score		RPI	S	Opponent	Score	
9	A	NC State	5	15	41	A	DBU	3	11	51	A	UNLV	7	10
					41	A	DBU	6	0	51	A	UNLV	3	6
					41	A	DBU	1	7	51	A	UNLV	5	1
										51	H	UNLV	15	19
										51	H	UNLV	6	11
										51	H	UNLV	15	12
										52	H	Nevada	11	6
										52	H	Nevada	3	1
										59	A	San Di ego St.	2	3
										59	A	San Di ego St.	7	3
										59	A	San Di ego St.	2	3
										59	H	San Di ego St.	11	15
										59	H	San Di ego St.	2	0
										59	H	San Di ego St.	12	7

Non-Div. I Games: Adams St. 7 6

Air Force

Average RPI Win:		186	WON-LOST RECORD		WINNING PCT. RANK		LAST 10 GAMES		STRENGTH OF SCHEDULE		OPP. STRENGTH OF SCHEDULE		TEAM RPI		ADJ RPI		CONF. RPI		ADJ CONF. RPI	
DIV. I ONLY			23-17-0		.575 93		6-4-0		91		200		79		.53536 79		19		19	
DIV. I NON-CONF.			9-9-0		.5 139		0-1-0		165		43		143		.50242 143		19		19	
TOTALS		RPI 1-25		RPI 26-50		W-L RECORDS		RPI 51-100		RPI 101-150		RPI 150+								
23-17-0		0-5-0		0-0-0		OVERALL		5-3-0		1-3-0		17-6-0								
12-5-0		0-0-0		0-0-0		HOME		2-1-0		0-1-0		10-3-0								
8-12-0		0-5-0		0-0-0		AWAY		2-2-0		1-2-0		5-3-0								
3-0-0		0-0-0		0-0-0		NEUTRAL		1-0-0		0-0-0		2-0-0								
9-9-0		0-2-0		0-0-0		NON-CONFERENCE		3-2-0		1-3-0		5-2-0								
5-3-0		0-0-0		0-0-0		HOME		2-1-0		0-1-0		3-1-0								
1-6-0		0-2-0		0-0-		AWAY		0-1-0		1-2-0		0-1-0								
3-0-0		0-0-0		0-0-0		NEUTRAL		1-0-0		0-0-0		2-0-0								
14-8-0		0-3-0		0-0-0		CONFERENCE		2-1-0		0-0-0		12-4-0								
7-2-0		0-0-0		0-0-0		HOME		0-0-0		0-0-0		7-2-0								
7-6-0		0-3-0		0-0-0		AWAY		2-1-0		0-0-0		5-2-0								
0-0-0		0-0-0		0-0-0		NEUTRAL		0-0-0		0-0-0		0-0-0								
RPI	S	Opponent		Score		RPI	S	Opponent		Score		RPI	S	Opponent		Score				
5	A	Ole Miss		4	11					57	N	Illinois	2	0	121	A	Kansas St.	4	2	
23	A	Vanderbil t		6	19					81	A	Samford	1	5	121	A	Kansas St.	10	15	
25	A	Tennessee Tech		12	15					85	A	Jacksonville St.	6	4	127	A	Southern Ill.	6	10	
25	A	Tennessee Tech		6	12					85	A	Jacksonville St.	7	4	127	H	Southern Ill.	7	16	
25	A	Tennessee Tech		0	4					85	A	Jacksonville St.	0	13	159	A	Lipscomb	6	8	
										88	H	Indiana St.	8	7	166	A	Morehead St.	6	7	
										88	H	Indiana St.	15	8	166	A	Morehead St.	10	4	
										88	H	Indiana St.	5	11	166	A	Morehead St.	15	9	
															174	H	Eastern Ky.	11	9	
															174	H	Eastern Ky.	18	15	
															174	H	Eastern Ky.	5	8	
															181	H	Middle Tenn.	0	9	
															187	H	Tol edo	12	2	
															187	H	Tol edo	16	4	
															187	H	Tol edo	8	7	
															231	H	Southeast Mo. St.	4	20	
															231	H	Southeast Mo. St.	7	6	
															231	H	Southeast Mo. St.	6	5	
															239	N	South Dakota St.	4	2	
															239	N	South Dakota St.	9	3	
															256	A	Murray St.	14	11	
															256	H	Murray St.	19	7	
															256	H	Murray St.	8	7	
															256	H	Murray St.	10	2	
															269	A	Bel mont	10	6	
															269	A	Bel mont	0	4	
															269	A	Bel mont	5	2	
						LAST 10 GAMES														
						166	A	Morehead St.	6	7	174	H	Eastern Ky.	18	15					
						166	A	Morehead St.	15	9	256	A	Murray St.	14	11					
						166	A	Morehead St.	10	4	159	A	Lipscomb	6	8					
						174	H	Eastern Ky.	5	8	269	A	Bel mont	0	4					
						174	H	Eastern Ky.	11	9	269	A	Bel mont	5	2					

Non-Div. I Games:

Austin Peay

Average RPI Win:		175	WON-LOST RECORD		WINNING PCT. RANK		LAST 10 GAMES		STRENGTH OF SCHEDULE		OPP. STRENGTH OF SCHEDULE		TEAM RPI		ADJ RPI		CONF. RPI		ADJ CONF. RPI	
DIV. I ONLY			22-17-0		.5641 101		7-3-0		100		184		80		.53527 80		18		18	
DIV. I NON-CONF.			10-12-0		.45455 174		2-0-0		65		114		94		.52475 94		20		20	
TOTALS		RPI 1-25		RPI 26-50		W-L RECORDS		RPI 51-100		RPI 101-150		RPI 150+								
22-17-0		0-3-0		1-1-0		OVERALL		2-3-0		5-8-0		14-2-0								
4-4-0		0-0-0		0-0-0		HOME		0-0-0		0-2-0		4-2-0								
12-6-0		0-3-0		1-1-0		AWAY		0-0-0		3-2-0		8-0-0								
6-7-0		0-0-0		0-0-0		NEUTRAL		2-3-0		2-4-0		2-0-0								
10-12-0		0-3-0		1-1-0		NON-CONFERENCE		2-3-0		2-5-0		5-0-0								
3-0-0		0-0-0		0-0-0		HOME		0-0-0		0-0-0		3-0-0								
3-6-0		0-3-0		1-0-		AWAY		0-0-0		2-2-0		0-0-0								
4-6-0		0-0-0		0-0-0		NEUTRAL		2-3-0		0-3-0		2-0-0								
12-5-0		0-0-0		0-0-0		CONFERENCE		0-0-0		3-3-0		9-2-0								
1-4-0		0-0-0		0-0-0		HOME		0-0-0		0-2-0		1-2-0								
9-0-0		0-0-0		0-0-0		AWAY		0-0-0		1-0-0		8-0-0								
2-1-0		0-0-0		0-0-0		NEUTRAL		0-0-0		2-1-0		0-0-0								
RPI	S	Opponent		Score		RPI	S	Opponent		Score		RPI	S	Opponent		Score				
21	A	South Fla.		0	12	27	A	Stetson		8	4	54	N	Mi chi gan		6	12			
21	A	South Fla.		4	5	27	A	Stetson		0	6	54	N	Mi chi gan		4	3			
21	A	South Fla.		2	5							54	N	Mi chi gan		3	7			
												89	N	Rhode Isl and		4	6			
												93	N	Bryant		11	7			
												116	A	Hol y Cross		6	3			
												124	A	Maryl and		4	3			
												124	A	Maryl and		3	0			
												124	A	Maryl and		3	6			
												125	H	Navy		0	8			
												125	H	Navy		1	2			
												125	N	Navy		0	4			
												125	N	Navy		5	3			
												125	N	Navy		8	2			
												140	N	Rutgers		1	5			
												140	N	Rutgers		7	15			
												140	N	Rutgers		6	11			
												144	A	Fordham		2	3			
												172	H	Manhattan		2	1			
												172	H	Manhattan		3	2			
												175	N	Boston Col lege		11	1			
												208	H	Si ena		9	6			
												216	A	Bucknel l		7	6			
												216	A	Bucknel l		1	0			
												216	H	Bucknel l		1	5			
												216	H	Bucknel l		7	4			
												216	H	Bucknel l		1	4			
												217	A	Lehi gh		14	0			
												217	A	Lehi gh		5	3			
												217	A	Lehi gh		10	1			
												253	A	Lafayette		22	1			
												253	A	Lafayette		10	5			
												253	A	Lafayette		13	2			
												272	N	Ni agara		9	5			
LAST 10 GAMES																				
					125	H	Navy		1	2	253	A	Lafayette		10	5				
					125	H	Navy		0	8	253	A	Lafayette		13	2				
					125	N	Navy		0	4	172	H	Manhattan		2	1				
					116	A	Hol y Cross		6	3	172	H	Manhattan		3	2				
					253	A	Lafayette		22	1	217	A	Lehi gh		10	1				

Non-Div. I Games:

Army West Point

Average RPI Win: 151		WON-LOST RECORD		WINNING PCT. RANK		LAST 10 GAMES		STRENGTH OF SCHEDULE		OPP. STRENGTH OF SCHEDULE		TEAM RPI		ADJ RPI		CONF. RPI		ADJ CONF. RPI	
DIV. I ONLY		24-17-0		.58537 86		7-3-0		93		111		81		.5347 81		16		16	
DIV. I NON-CONF.		14-12-0		.53846 123		2-0-0		149		67		138		.50577 138		16		16	
TOTALS		RPI 1-25		RPI 26-50		W-L RECORDS		RPI 51-100		RPI 101-150		RPI 150+							
24-17-0		1-0-0		1-2-0		OVERALL		11-12-0		0-1-0		11-2-0							
14-8-0		1-0-0		0-1-0		HOME		6-6-0		0-0-0		7-1-0							
10-7-0		0-0-0		1-1-0		AWAY		5-5-0		0-0-0		4-1-0							
0-2-0		0-0-0		0-0-0		NEUTRAL		0-1-0		0-1-0		0-0-0							
14-12-0		1-0-0		1-2-0		NON-CONFERENCE		4-7-0		0-1-0		8-2-0							
10-6-0		1-0-0		0-1-0		HOME		2-4-0		0-0-0		7-1-0							
4-4-0		0-0-0		1-0-		AWAY		2-2-0		0-0-0		1-1-0							
0-2-0		0-0-0		0-0-0		NEUTRAL		0-1-0		0-1-0		0-0-0							
10-5-0		0-0-0		0-0-0		CONFERENCE		7-5-0		0-0-0		3-0-0							
4-2-0		0-0-0		0-0-0		HOME		4-2-0		0-0-0		0-0-0							
6-3-0		0-0-0		0-0-0		AWAY		3-3-0		0-0-0		3-0-0							
0-0-0		0-0-0		0-0-0		NEUTRAL		0-0-0		0-0-0		0-0-0							
RPI	S	Opponent		Score		RPI	S	Opponent		Score		RPI	S	Opponent		Score			
12	H	Auburn		12	3	37	A	Troy		2	14	69	A	Al abama		6	0		
						37	H	Troy		4	5	69	H	Al abama		3	13		
						47	A	UCF		5	4	74	N	Vi rgi ni a		4	10		
												75	H	Georgi a St.		0	1		
												75	H	Georgi a St.		0	2		
												75	H	Georgi a St.		7	9		
												79	H	Austin Peay		5	1		
												83	A	UNCG		2	7		
												83	A	UNCG		6	7		
												83	A	UNCG		5	7		
												85	H	Jacksonville St.		9	3		
												87	A	Kennesaw St.		2	1		
												87	A	Kennesaw St.		3	9		
												87	A	Kennesaw St.		3	9		
												94	A	Furman		4	2		
												94	A	Furman		4	3		
												94	A	Furman		10	0		
												99	H	ETSU		6	2		
												99	H	ETSU		1	2		
												99	H	ETSU		4	7		
												100	H	Mercer		4	0		
												100	H	Mercer		6	1		
												100	H	Mercer		7	0		
LAST 10 GAMES																			
						83	A	UNCG		6	7	100	H	Mercer		6	1		
						83	A	UNCG		2	7	100	H	Mercer		7	0		
						83	A	UNCG		5	7	12	H	Auburn		12	3		
						69	A	Al abama		6	0	264	A	The Ci tadel		15	2		
						100	H	Mercer		4	0	264	A	The Ci tadel		7	0		

Non-Div. I Games:

Samford

Houston

Houston

Houston

UNCG

Average RPI Win:		169	WON-LOST RECORD		WINNING PCT. RANK		LAST 10 GAMES		STRENGTH OF SCHEDULE		OPP. STRENGTH OF SCHEDULE		TEAM RPI		ADJ RPI		CONF. RPI		ADJ CONF. RPI					
DIV. I ONLY			29-10-0		.74359		12		7-3-0		226		104		83		.53349		83		16		16	
DIV. I NON-CONF.			19-8-0		.7037		40		0-2-0		240		108		95		.52456		95		16		16	
TOTALS		RPI 1-25		RPI 26-50		W-L RECORDS		RPI 51-100		RPI 101-150		RPI 150+												
29-10-0		0-0-0		0-0-0		OVERALL		7-4-0		5-2-0		17-4-0												
20-6-0		0-0-0		0-0-0		HOME		5-2-0		4-1-0		11-3-0												
9-4-0		0-0-0		0-0-0		AWAY		2-2-0		1-1-0		6-1-0												
0-0-0		0-0-0		0-0-0		NEUTRAL		0-0-0		0-0-0		0-0-0												
19-8-0		0-0-0		0-0-0		NON-CONFERENCE		2-3-0		5-2-0		12-3-0												
13-4-0		0-0-0		0-0-0		HOME		0-1-0		4-1-0		9-2-0												
6-4-0		0-0-0		0-0-		AWAY		2-2-0		1-1-0		3-1-0												
0-0-0		0-0-0		0-0-0		NEUTRAL		0-0-0		0-0-0		0-0-0												
10-2-0		0-0-0		0-0-0		CONFERENCE		5-1-0		0-0-0		5-1-0												
7-2-0		0-0-0		0-0-0		HOME		5-1-0		0-0-0		2-1-0												
3-0-0		0-0-0		0-0-0		AWAY		0-0-0		0-0-0		3-0-0												
0-0-0		0-0-0		0-0-0		NEUTRAL		0-0-0		0-0-0		0-0-0												
RPI	S	Opponent		Score		RPI	S	Opponent		Score		RPI	S	Opponent		Score								
								71	A	Tennessee	3	2	108	H	Charlotte	2	0							
								71	A	Tennessee	2	3	126	A	Elon	7	5							
								71	A	Tennessee	4	11	128	A	High Point	4	14							
								81	H	Samford	7	2	128	H	High Point	12	6							
								81	H	Samford	7	5	149	H	Marist	6	3							
								81	H	Samford	7	6	149	H	Marist	11	1							
								90	A	Wake Forest	11	5	149	H	Marist	7	10							
								90	H	Wake Forest	9	11	159	A	Lipscomb	2	3							
								99	H	ETSU	12	3	159	A	Lipscomb	9	3							
								99	H	ETSU	7	4	159	A	Lipscomb	13	9							
								99	H	ETSU	5	8	169	H	VMI	9	1							
													169	H	VMI	7	8							
													169	H	VMI	6	3							
													193	A	Winthrop	3	2							
													196	H	Appalachian St.	4	6							
													196	H	Appalachian St.	10	3							
													196	H	Appalachian St.	11	6							
													204	H	Oakland	13	8							
													206	H	Georgetown	5	4							
													206	H	Georgetown	7	3							
													206	H	Georgetown	5	2							
													230	H	N. C. A&T	2	3							
													253	H	Lafayette	5	2							
													253	H	Lafayette	13	5							
													253	H	Lafayette	14	5							
													268	A	Western Caro.	9	3							
													268	A	Western Caro.	5	3							
													268	A	Western Caro.	3	2							
LAST 10 GAMES																								
				81	H	Samford	7	6	99	H	ETSU	5	8											
				81	H	Samford	7	2	99	H	ETSU	7	4											
				81	H	Samford	7	5	128	A	High Point	4	14											
				90	H	Wake Forest	9	11	268	A	Western Caro.	3	2											
				99	H	ETSU	12	3	268	A	Western Caro.	5	3											

Non-Div. I Games:

UNCG

Average RPI Win:		186	WON-LOST RECORD		WINNING PCT. RANK		LAST 10 GAMES		STRENGTH OF SCHEDULE		OPP. STRENGTH OF SCHEDULE		TEAM RPI		ADJ RPI		CONF. RPI		ADJ CONF. RPI				
DIV. I ONLY			24-12-0		.66667 44		8-2-0		209		165		84		.53259 84		22		22				
DIV. I NON-CONF.			14-7-0		.66667 51		3-0-0		206		51		38		.56335 38		21		21				
TOTALS		RPI 1-25		RPI 26-50				W-L RECORDS				RPI 51-100				RPI 101-150				RPI 150+			
24-12-0		1-2-0		0-0-0				OVERALL				4-3-0				0-0-0				19-7-0			
8-4-0		0-0-0		0-0-0				HOME				1-0-0				0-0-0				7-4-0			
16-8-0		1-2-0		0-0-0				AWAY				3-3-0				0-0-0				12-3-0			
0-0-0		0-0-0		0-0-0				NEUTRAL				0-0-0				0-0-0				0-0-0			
14-7-0		1-2-0		0-0-0				NON-CONFERENCE				4-3-0				0-0-0				9-2-0			
3-0-0		0-0-0		0-0-0				HOME				1-0-0				0-0-0				2-0-0			
11-7-0		1-2-0		0-0-				AWAY				3-3-0				0-0-0				7-2-0			
0-0-0		0-0-0		0-0-0				NEUTRAL				0-0-0				0-0-0				0-0-0			
10-5-0		0-0-0		0-0-0				CONFERENCE				0-0-0				0-0-0				10-5-0			
5-4-0		0-0-0		0-0-0				HOME				0-0-0				0-0-0				5-4-0			
5-1-0		0-0-0		0-0-0				AWAY				0-0-0				0-0-0				5-1-0			
0-0-0		0-0-0		0-0-0				NEUTRAL				0-0-0				0-0-0				0-0-0			
RPI	S	Opponent		Score		RPI	S	Opponent		Score		RPI	S	Opponent		Score		RPI	S	Opponent		Score	
8	A	Arkansas		2	7							56	A	Sam Houston St.		1	5	159	A	Lipscomb		3	1
8	A	Arkansas		4	11							56	A	Sam Houston St.		6	12	164	H	Canisius		13	11
8	A	Arkansas		10	4							56	A	Sam Houston St.		7	4	181	A	Middle Tenn.		14	5
												91	A	Pittsburgh		4	1	182	H	Ball St.		2	7
												91	H	Pittsburgh		2	0	182	H	Ball St.		11	0
												97	A	Notre Dame		1	2	182	H	Ball St.		1	5
												97	A	Notre Dame		4	1	188	H	Northern Ill.		14	0
																		188	H	Northern Ill.		7	2
																		188	H	Northern Ill.		7	1
																		193	A	Winthrop		9	1
																		193	A	Winthrop		7	5
																		193	A	Winthrop		2	8
																		233	A	Western Mich.		12	6
																		233	A	Western Mich.		6	2
																		233	A	Western Mich.		8	3
																		234	A	Central Mich.		19	3
																		234	A	Central Mich.		11	3
																		234	A	Central Mich.		1	5
																		247	H	Ohio		3	5
																		247	H	Ohio		5	3
																		247	H	Ohio		4	6
																		268	A	Western Caro.		2	9
																		268	A	Western Caro.		7	4
																		268	A	Western Caro.		6	4
																		269	A	Belmont		17	3
																		274	H	Youngstown St.		7	2
LAST 10 GAMES																							
						247	H	Ohio		4	6	188	H	Northern Ill.		7	2						
						247	H	Ohio		3	5	188	H	Northern Ill.		7	1						
						247	H	Ohio		5	3	164	H	Canisius		13	11						
						91	H	Pittsburgh		2	0	91	A	Pittsburgh		4	1						
						188	H	Northern Ill.		14	0	234	A	Central Mich.		19	3						

Non-Div. I Games:

Kent St.

Average RPI Win:		195	WON-LOST RECORD		WINNING PCT. RANK		LAST 10 GAMES		STRENGTH OF SCHEDULE		OPP. STRENGTH OF SCHEDULE		TEAM RPI		ADJ RPI		CONF. RPI		ADJ CONF. RPI					
DIV. I ONLY			22-14-0		.61111		74		6-4-0		104		176		85		.53223		85		19		19	
DIV. I NON-CONF.			11-7-0		.61111		82		1-0-0		78		76		70		.53994		70		19		19	
TOTALS		RPI 1-25		RPI 26-50				W-L RECORDS				RPI 51-100				RPI 101-150				RPI 150+				
22-14-0		0-6-0		0-1-0				OVERALL				3-3-0				3-0-0				16-4-0				
13-8-0		0-3-0		0-1-0				HOME				2-2-0				3-0-0				8-2-0				
9-6-0		0-3-0		0-0-0				AWAY				1-1-0				0-0-0				8-2-0				
0-0-0		0-0-0		0-0-0				NEUTRAL				0-0-0				0-0-0				0-0-0				
11-7-0		0-3-0		0-1-0				NON-CONFERENCE				2-1-0				3-0-0				6-2-0				
7-5-0		0-3-0		0-1-0				HOME				1-0-0				3-0-0				3-1-0				
4-2-0		0-0-0		0-0-				AWAY				1-1-0				0-0-0				3-1-0				
0-0-0		0-0-0		0-0-0				NEUTRAL				0-0-0				0-0-0				0-0-0				
11-7-0		0-3-0		0-0-0				CONFERENCE				1-2-0				0-0-0				10-2-0				
6-3-0		0-0-0		0-0-0				HOME				1-2-0				0-0-0				5-1-0				
5-4-0		0-3-0		0-0-0				AWAY				0-0-0				0-0-0				5-1-0				
0-0-0		0-0-0		0-0-0				NEUTRAL				0-0-0				0-0-0				0-0-0				
RPI	S	Opponent		Score		RPI	S	Opponent		Score		RPI	S	Opponent		Score		RPI	S	Opponent		Score		
16	H	Jacksonville		4	6	37	H	Troy		13	16	69	A	Alabama		4	0	127	H	Southern Ill.		6	0	
16	H	Jacksonville		6	17							79	H	Austin Peay		4	7	127	H	Southern Ill.		7	4	
16	H	Jacksonville		1	4							79	H	Austin Peay		13	0	127	H	Southern Ill.		10	9	
25	A	Tennessee Tech		8	9							79	H	Austin Peay		4	6	151	A	FIU		13	6	
25	A	Tennessee Tech		7	8							81	A	Samford		3	9	151	A	FIU		12	6	
25	A	Tennessee Tech		7	11							87	H	Kennesaw St.		3	1	151	A	FIU		2	7	
																		198	A	UAB		4	2	
																		220	H	Radford		5	0	
																		220	H	Radford		4	2	
																		220	H	Radford		5	9	
																		227	A	Eastern Ill.		11	0	
																		227	A	Eastern Ill.		5	9	
																		227	A	Eastern Ill.		7	0	
																		231	H	Southeast Mo. St.		7	6	
																		231	H	Southeast Mo. St.		1	4	
																		231	H	Southeast Mo. St.		7	0	
																		246	H	Alabama St.		10	5	
																		256	H	Murray St.		13	4	
																		256	H	Murray St.		21	3	
																		256	H	Murray St.		5	3	
																		269	A	Belmont		4	3	
																		269	A	Belmont		5	4	
																		269	A	Belmont		18	4	
						LAST 10 GAMES																		
						269 A Belmont						231 H Southeast Mo. St.						7 6						
						269 A Belmont						231 H Southeast Mo. St.						7 0						
						269 A Belmont						25 A Tennessee Tech						7 11						
						246 H Alabama St.						25 A Tennessee Tech						7 8						
						231 H Southeast Mo. St.						25 A Tennessee Tech						8 9						

Non-Div. I Games:

Jacksonville St.

TCU

Average RPI Win: 122		WON-LOST	WINNING	LAST 10	STRENGTH OF		OPP. STRENGTH	TEAM	ADJ	CONF.	ADJ CONF.			
Average RPI Loss: 69		RECORD	PCT. RANK	GAMES	SCHEDULE		OF SCHEDULE	RPI	RPI	RPI	RPI			
DIV. I ONLY		18-17-0	.51429	136	4-6-0		60	41	86	.53054	86	2	2	
DIV. I NON-CONF.		12-9-0	.57143	104	1-1-0		56	121	79	.53292	79	2	2	
TOTALS		RPI 1-25	RPI 26-50		W-L RECORDS		RPI 51-100		RPI 101-150		RPI 150+			
18-17-0		0-1-0	2-11-0		OVERALL		2-1-0		10-2-0		4-2-0			
13-7-0		0-0-0	2-4-0		HOME		2-1-0		7-1-0		2-1-0			
5-9-0		0-0-0	0-7-0		AWAY		0-0-0		3-1-0		2-1-0			
0-1-0		0-1-0	0-0-0		NEUTRAL		0-0-0		0-0-0		0-0-0			
12-9-0		0-1-0	1-3-0		NON-CONFERENCE		2-1-0		5-2-0		4-2-0			
9-5-0		0-0-0	1-2-0		HOME		2-1-0		4-1-0		2-1-0			
3-3-0		0-0-0	0-0-		AWAY		0-0-0		1-1-0		2-1-0			
0-1-0		0-1-0	0-0-0		NEUTRAL		0-0-0		0-0-0		0-0-0			
6-8-0		0-0-0	1-8-0		CONFERENCE		0-0-0		5-0-0		0-0-0			
4-2-0		0-0-0	1-2-0		HOME		0-0-0		3-0-0		0-0-0			
2-6-0		0-0-0	0-6-0		AWAY		0-0-0		2-0-0		0-0-0			
0-0-0		0-0-0	0-0-0		NEUTRAL		0-0-0		0-0-0		0-0-0			
RPI	S	Opponent	Score		RPI	S	Opponent	Score		RPI	S	Opponent	Score	
23	N	Vanderbil t	4	7	28	H	Okl ahoma	5	8	72	H	UC Irvine	4	3
					28	H	Okl ahoma	3	6	72	H	UC Irvine	2	15
					28	H	Okl ahoma	6	2	72	H	UC Irvine	6	2
					36	A	Okl ahoma St.	6	7					
					36	A	Okl ahoma St.	7	12					
					36	A	Okl ahoma St.	8	9					
					40	H	Minnesota	5	4					
					40	H	Minnesota	3	6					
					40	H	Minnesota	0	8					
					41	A	DBU	2	3					
					50	A	Bayl or	0	6					
					50	A	Bayl or	2	6					
					50	A	Bayl or	3	4					
LAST 10 GAMES														
					50	A	Bayl or	3	4	102	A	Kansas	4	2
					50	A	Bayl or	2	6	117	H	UT Arlington	6	5
					50	A	Bayl or	0	6	28	H	Okl ahoma	3	6
					244	H	Abil ene Christi an	2	4	28	H	Okl ahoma	6	2
					102	A	Kansas	13	3	28	H	Okl ahoma	5	8

Non-Div. I Games:

TCU

Average RPI Win: 162		WON-LOST	WINNING	LAST 10	STRENGTH OF		OPP. STRENGTH	TEAM	ADJ		CONF.	ADJ CONF.
Average RPI Loss: 78		RECORD	PCT. RANK	GAMES	SCHEDULE		OF SCHEDULE	RPI	RPI		RPI	RPI
DIV. I ONLY		23-17-0	.575	93	7-3-0		69	108	87		8	8
DIV. I NON-CONF.		14-14-0	.5	139	1-1-0		76	124	136		10	10
TOTALS		RPI 1-25	RPI 26-50		W-L RECORDS		RPI 51-100		RPI 101-150		RPI 150+	
23-17-0		1-3-0	3-6-0		OVERALL		4-5-0		3-0-0		12-3-0	
18-10-0		1-2-0	2-3-0		HOME		2-3-0		3-0-0		10-2-0	
5-7-0		0-1-0	1-3-0		AWAY		2-2-0		0-0-0		2-1-0	
0-0-0		0-0-0	0-0-0		NEUTRAL		0-0-0		0-0-0		0-0-0	
14-14-0		1-3-0	1-5-0		NON-CONFERENCE		4-5-0		0-0-0		8-1-0	
11-8-0		1-2-0	0-2-0		HOME		2-3-0		0-0-0		8-1-0	
3-6-0		0-1-0	1-0-		AWAY		2-2-0		0-0-0		0-0-0	
0-0-0		0-0-0	0-0-0		NEUTRAL		0-0-0		0-0-0		0-0-0	
9-3-0		0-0-0	2-1-0		CONFERENCE		0-0-0		3-0-0		4-2-0	
7-2-0		0-0-0	2-1-0		HOME		0-0-0		3-0-0		2-1-0	
2-1-0		0-0-0	0-0-0		AWAY		0-0-0		0-0-0		2-1-0	
0-0-0		0-0-0	0-0-0		NEUTRAL		0-0-0		0-0-0		0-0-0	
RPI S	Opponent	Score	RPI S	Opponent	Score	RPI S	Opponent	Score	RPI S	Opponent	Score	
7 A	Georgi a	3 15	27 H	Stetson	9 6	75 A	Georgi a St.	15 9	134 H	North Florida	3 2	
7 H	Georgi a	4 14	27 H	Stetson	6 7	76 H	Bradley	4 6	134 H	North Florida	7 5	
13 H	UConn	7 3	27 H	Stetson	4 3	81 H	Samford	9 3	134 H	North Florida	10 6	
25 H	Tennessee Tech	2 4	28 A	Okl ahoma	1 4	81 H	Samford	1 2	159 H	Lipscomb	5 1	
			28 A	Okl ahoma	1 3	81 H	Samford	9 3	159 H	Lipscomb	5 6	
			28 A	Okl ahoma	9 4	85 A	Jacksonville St.	1 3	159 H	Lipscomb	8 6	
			40 H	Minnesota	8 11	95 A	Ga. Southern	12 3	224 A	USC Upstate	5 2	
			40 H	Minnesota	3 9	100 A	Mercer	5 7	224 A	USC Upstate	9 4	
			43 A	Georgi a Tech	7 17	100 H	Mercer	0 4	224 A	USC Upstate	3 9	
									250 H	Sacred Heart	2 4	
									250 H	Sacred Heart	3 2	
									250 H	Sacred Heart	7 6	
									263 H	Evansville	8 6	
									263 H	Evansville	7 6	
									263 H	Evansville	10 9	
									279 H	Grambling	23 6	
									279 H	Grambling	26 7	
									279 H	Grambling	14 2	
			LAST 10 GAMES									
			159 H	Lipscomb	8 6	134 H	North Florida	10 6				
			159 H	Lipscomb	5 1	134 H	North Florida	3 2				
			159 H	Lipscomb	5 6	95 A	Ga. Southern	12 3				
			43 A	Georgi a Tech	7 17	27 H	Stetson	4 3				
			134 H	North Florida	7 5	27 H	Stetson	6 7				

Non-Div. I Games:

Kennesaw St.

Average RPI Win:		163	WON-LOST RECORD		WINNING PCT. RANK		LAST 10 GAMES		STRENGTH OF SCHEDULE		OPP. STRENGTH OF SCHEDULE		TEAM RPI		ADJ RPI		CONF. RPI		ADJ CONF. RPI				
DIV. I ONLY			19-16-0		.54286 115		3-7-0		91		126		88		.52988 88		10		10				
DIV. I NON-CONF.			15-8-0		.65217 57		1-2-0		174		134		59		.54826 59		9		9				
TOTALS		RPI 1-25		RPI 26-50		W-L RECORDS		RPI 51-100		RPI 101-150		RPI 150+											
19-16-0		0-1-0		1-4-0		OVERALL		5-9-0		3-2-0		10-0-0											
7-8-0		0-0-0		1-3-0		HOME		1-3-0		3-2-0		2-0-0											
11-7-0		0-1-0		0-1-0		AWAY		4-5-0		0-0-0		7-0-0											
1-1-0		0-0-0		0-0-0		NEUTRAL		0-1-0		0-0-0		1-0-0											
15-8-0		0-1-0		0-2-0		NON-CONFERENCE		3-5-0		2-0-0		10-0-0											
4-2-0		0-0-0		0-1-0		HOME		0-1-0		2-0-0		2-0-0											
10-5-0		0-1-0		0-0-		AWAY		3-3-0		0-0-0		7-0-0											
1-1-0		0-0-0		0-0-0		NEUTRAL		0-1-0		0-0-0		1-0-0											
4-8-0		0-0-0		1-2-0		CONFERENCE		2-4-0		1-2-0		0-0-0											
3-6-0		0-0-0		1-2-0		HOME		1-2-0		1-2-0		0-0-0											
1-2-0		0-0-0		0-0-0		AWAY		1-2-0		0-0-0		0-0-0											
0-0-0		0-0-0		0-0-0		NEUTRAL		0-0-0		0-0-0		0-0-0											
RPI	S	Opponent		Score		RPI	S	Opponent		Score		RPI	S	Opponent		Score		RPI	S	Opponent		Score	
23	A	Vanderbilt		5 8		26	A	Indiana		1 6		51	A	UNLV		4 5		106	H	Illinois St.		2 5	
						26	H	Indiana		3 5		51	A	UNLV		4 2		106	H	Illinois St.		7 8	
						41	H	DBU		10 12		53	N	Oregon		5 8		106	H	Illinois St.		5 2	
						41	H	DBU		3 7		65	H	Missouri St.		3 4		123	H	Xavier		4 3	
						41	H	DBU		6 0		65	H	Missouri St.		6 4		123	H	Xavier		6 4	
												65	H	Missouri St.		4 5		154	N	Loyola Marymount		8 2	
												76	A	Bradley		6 7		159	A	Lipscomb		17 3	
												76	A	Bradley		3 6		181	A	Middle Tenn.		21 4	
												76	A	Bradley		9 3		227	A	Eastern Ill.		10 8	
												77	A	Purdue		2 1		264	A	The Citadel		7 3	
												77	H	Purdue		1 3		264	A	The Citadel		5 2	
												79	A	Austin Peay		11 5		264	A	The Citadel		10 3	
												79	A	Austin Peay		7 8		269	A	Belmont		7 4	
												79	A	Austin Peay		8 15		289	H	Western Ill.		2 0	
																		289	H	Western Ill.		5 4	
						LAST 10 GAMES																	
						41	H	DBU		3 7		106	H	Illinois St.		2 5							
						41	H	DBU		10 12		106	H	Illinois St.		7 8							
						41	H	DBU		6 0		106	H	Illinois St.		5 2							
						77	A	Purdue		2 1		26	A	Indiana		1 6							
						77	H	Purdue		1 3		76	A	Bradley		6 7							

Non-Div. I Games:

Indiana St.

Average RPI Win:		191	WON-LOST		WINNING		LAST 10		STRENGTH OF		OPP. STRENGTH		TEAM	ADJ		CONF.	ADJ CONF.	
Average RPI Loss:		80	RECORD		PCT. RANK		GAMES		SCHEDULE		OF SCHEDULE		RPI	RPI		RPI	RPI	
DIV. I ONLY			15-25-0		.375	229	8-2-0		9		170		89	.52969		89	23	23
DIV. I NON-CONF.			9-16-0		.36	221	3-1-0		3		58		47	.55668		47	26	26
TOTALS		RPI 1-25		RPI 26-50		W-L RECORDS		RPI 51-100		RPI 101-150		RPI 150+						
15-25-0		0-10-0		1-3-0		OVERALL		1-0-0		3-11-0		10-1-0						
6-4-0		0-1-0		0-0-0		HOME		0-0-0		0-3-0		6-0-0						
8-21-0		0-9-0		1-3-0		AWAY		0-0-0		3-8-0		4-1-0						
1-0-0		0-0-0		0-0-0		NEUTRAL		1-0-0		0-0-0		0-0-0						
9-16-0		0-10-0		1-3-0		NON-CONFERENCE		1-0-0		2-3-0		5-0-0						
3-1-0		0-1-0		0-0-0		HOME		0-0-0		0-0-0		3-0-0						
5-15-0		0-9-0		1-0-		AWAY		0-0-0		2-3-0		2-0-0						
1-0-0		0-0-0		0-0-0		NEUTRAL		1-0-0		0-0-0		0-0-0						
6-9-0		0-0-0		0-0-0		CONFERENCE		0-0-0		1-8-0		5-1-0						
3-3-0		0-0-0		0-0-0		HOME		0-0-0		0-3-0		3-0-0						
3-6-0		0-0-0		0-0-0		AWAY		0-0-0		1-5-0		2-1-0						
0-0-0		0-0-0		0-0-0		NEUTRAL		0-0-0		0-0-0		0-0-0						
RPI	S	Opponent		Score		RPI	S	Opponent		Score		RPI	S	Opponent		Score		
2	A	Florida		2	9	27	A	Stetson		1	10	80	N	Army West Point		6	4	
2	A	Florida		0	9	27	A	Stetson		6	17			Holy Cross		4	9	
2	A	Florida		2	3	27	A	Stetson		2	3			Davidson		2	12	
15	A	Texas A&M		2	10	27	A	Stetson		6	5			Davidson		1	6	
15	A	Texas A&M		1	4									Davidson		2	6	
15	A	Texas A&M		3	4									Fordham		6	2	
16	A	Jacksonville		1	2									Fordham		3	5	
16	A	Jacksonville		0	6									Fordham		0	4	
16	A	Jacksonville		1	3									VCU		4	2	
19	H	Northeastern		8	15									VCU		0	1	
														VCU		2	5	
														Seattle U		4	2	
														Seattle U		8	1	
														Seattle U		4	5	
														Seattle U		1	2	
														Boston College		3	1	
														Hartford		10	2	
														Quinnipiac		7	5	
														Saint Joseph's		2	1	
														Saint Joseph's		2	1	
														Saint Joseph's		7	3	
														Sacred Heart		5	3	
														Brown		11	5	
														Massachusetts		3	1	
														Massachusetts		3	4	
														Massachusetts		6	3	
						LAST 10 GAMES												
						237	H	Saint Joseph's		7	3	267	A	Massachusetts		6	3	
						237	H	Saint Joseph's		2	1	267	A	Massachusetts		3	1	
						237	H	Saint Joseph's		2	1	267	A	Massachusetts		3	4	
						191	H	Hartford		10	2	116	A	Holy Cross		4	9	
						175	A	Boston College		3	1	266	A	Brown		11	5	

Non-Div. I Games:

Rhode Island

Average RPI Win:		115	WON-LOST		WINNING		LAST 10		STRENGTH OF		OPP. STRENGTH		TEAM	ADJ		CONF.	ADJ CONF.						
Average RPI Loss:		79	RECORD		PCT. RANK		GAMES		SCHEDULE		OF SCHEDULE		RPI	RPI		RPI	RPI						
DIV. I ONLY			18-23-0		.43902		189		5-5-0		11		62		90		.52798						
DIV. I NON-CONF.			8-12-0		.4		197		1-1-0		52		209		168		.49023						
TOTALS		RPI 1-25		RPI 26-50				W-L RECORDS				RPI 51-100				RPI 101-150				RPI 150+			
18-23-0		4-10-0		2-1-0				OVERALL				2-4-0				2-5-0				8-3-0			
12-12-0		4-6-0		2-1-0				HOME				0-1-0				2-3-0				4-1-0			
6-11-0		0-4-0		0-0-0				AWAY				2-3-0				0-2-0				4-2-0			
0-0-0		0-0-0		0-0-0				NEUTRAL				0-0-0				0-0-0				0-0-0			
8-12-0		0-2-0		0-0-0				NON-CONFERENCE				1-2-0				2-5-0				5-3-0			
6-6-0		0-1-0		0-0-0				HOME				0-1-0				2-3-0				4-1-0			
2-6-0		0-1-0		0-0-				AWAY				1-1-0				0-2-0				1-2-0			
0-0-0		0-0-0		0-0-0				NEUTRAL				0-0-0				0-0-0				0-0-0			
10-11-0		4-8-0		2-1-0				CONFERENCE				1-2-0				0-0-0				3-0-0			
6-6-0		4-5-0		2-1-0				HOME				0-0-0				0-0-0				0-0-0			
4-5-0		0-3-0		0-0-0				AWAY				1-2-0				0-0-0				3-0-0			
0-0-0		0-0-0		0-0-0				NEUTRAL				0-0-0				0-0-0				0-0-0			
RPI	S	Opponent		Score		RPI	S	Opponent		Score		RPI	S	Opponent		Score		RPI	S	Opponent		Score	
6	A	North Carolina		6	8	42	H	Louisville		2	1	83	A	UNCG		11	9	108	A	Charlotte		1	13
6	A	North Carolina		1	6	42	H	Louisville		6	3	83	H	UNCG		5	11	125	H	Navy		2	5
6	A	North Carolina		2	3	42	H	Louisville		6	11	92	A	Liberty		4	8	126	H	Elon		9	10
11	H	Florida St.		4	3							97	A	Notre Dame		9	3	135	A	Davidson		1	3
11	H	Florida St.		8	1							97	A	Notre Dame		2	5	135	H	Davidson		15	5
11	H	Florida St.		3	7							97	A	Notre Dame		6	7	139	H	Gardner-Webb		8	4
17	H	Clemson		5	7													139	H	Gardner-Webb		3	6
17	H	Clemson		3	4													157	H	UMass Lowell		8	1
17	H	Clemson		4	9													157	H	UMass Lowell		14	7
22	H	Duke		6	3													157	H	UMass Lowell		3	5
22	H	Duke		10	2													175	A	Boston College		2	0
22	H	Duke		4	7													175	A	Boston College		3	0
24	A	Coastal Caro.		3	19													175	A	Boston College		6	1
24	H	Coastal Caro.		2	9													196	H	Appalachian St.		7	3
																		206	H	Georgetown		7	2
																		228	A	Santa Clara		6	7
																		228	A	Santa Clara		0	2
																		228	A	Santa Clara		3	1
						LAST 10 GAMES																	
						17 H Clemson						4	9	175 A Boston College						2	0		
						17 H Clemson						3	4	175 A Boston College						3	0		
						17 H Clemson						5	7	24 H Coastal Caro.						2	9		
						83 A UNCG						11	9	22 H Duke						6	3		
						175 A Boston College						6	1	22 H Duke						4	7		

Non-Div. I Games:

Wake Forest

Average RPI Win:		165	WON-LOST RECORD		WINNING PCT. RANK		LAST 10 GAMES		STRENGTH OF SCHEDULE		OPP. STRENGTH OF SCHEDULE		TEAM RPI		ADJ RPI		CONF. RPI		ADJ CONF. RPI	
DIV. I ONLY			21-16-0		.56757 100		4-6-0		162		40		91		.52708 91		3		3	
DIV. I NON-CONF.			11-5-0		.6875 44		0-3-0		260		234		114		.51633 114		3		3	
TOTALS		RPI 1-25		RPI 26-50		W-L RECORDS		RPI 51-100		RPI 101-150		RPI 150+								
21-16-0		1-5-0		2-2-0		OVERALL		4-5-0		2-3-0		12-1-0								
6-5-0		1-2-0		2-1-0		HOME		2-2-0		0-0-0		1-0-0								
6-9-0		0-3-0		0-1-0		AWAY		2-2-0		1-2-0		3-1-0								
9-2-0		0-0-0		0-0-0		NEUTRAL		0-1-0		1-1-0		8-0-0								
11-5-0		0-0-0		0-1-0		NON-CONFERENCE		0-3-0		1-1-0		10-0-0								
1-1-0		0-0-0		0-0-0		HOME		0-1-0		0-0-0		1-0-0								
1-2-0		0-0-0		0-0-		AWAY		0-1-0		0-0-0		1-0-0								
9-2-0		0-0-0		0-0-0		NEUTRAL		0-1-0		1-1-0		8-0-0								
10-11-0		1-5-0		2-1-0		CONFERENCE		4-2-0		1-2-0		2-1-0								
5-4-0		1-2-0		2-1-0		HOME		2-1-0		0-0-0		0-0-0								
5-7-0		0-3-0		0-0-0		AWAY		2-1-0		1-2-0		2-1-0								
0-0-0		0-0-0		0-0-0		NEUTRAL		0-0-0		0-0-0		0-0-0								
RPI	S	Opponent		Score		RPI	S	Opponent		Score		RPI	S	Opponent		Score				
6	A	North Carolina		3 15		32	A	West Virginia		1 12		62	N	Seton Hall		0 1				
6	A	North Carolina		0 4		43	H	Georgia Tech		4 3		66	A	Miami (FL)		0 3				
6	A	North Carolina		2 13		43	H	Georgia Tech		6 5		66	A	Miami (FL)		2 1				
22	H	Duke		6 12		43	H	Georgia Tech		3 7		66	A	Miami (FL)		3 0				
22	H	Duke		8 7								74	H	Virginia		7 10				
22	H	Duke		5 6								74	H	Virginia		7 5				
												74	H	Virginia		4 1				
												84	A	Kent St.		0 2				
												84	H	Kent St.		1 4				

Non-Div. I Games:

Pittsburgh

Average RPI Win:		226	WON-LOST RECORD		WINNING PCT. RANK		LAST 10 GAMES		STRENGTH OF SCHEDULE		OPP. STRENGTH OF SCHEDULE		TEAM RPI		ADJ RPI		CONF. RPI		ADJ CONF. RPI				
DIV. I ONLY			22-15-1		.59211	83	8-1-1		181		239		93		.52632	93	27		27				
DIV. I NON-CONF.			9-10-1		.475	163	1-0-1		127		33		74		.53648	74	28		28				
TOTALS		RPI 1-25		RPI 26-50				W-L RECORDS		RPI 51-100				RPI 101-150				RPI 150+					
22-15-1		0-3-1		0-3-0				OVERALL		1-3-0				1-2-0				20-4-0					
6-2-0		0-0-0		0-0-0				HOME		0-0-0				0-0-0				6-2-0					
14-12-1		0-3-1		0-3-0				AWAY		1-2-0				1-2-0				12-2-0					
2-1-0		0-0-0		0-0-0				NEUTRAL		0-1-0				0-0-0				2-0-0					
9-10-1		0-3-1		0-3-0				NON-CONFERENCE		0-1-0				1-2-0				8-1-0					
1-0-0		0-0-0		0-0-0				HOME		0-0-0				0-0-0				1-0-0					
6-9-1		0-3-1		0-0-				AWAY		0-0-0				1-2-0				5-1-0					
2-1-0		0-0-0		0-0-0				NEUTRAL		0-1-0				0-0-0				2-0-0					
13-5-0		0-0-0		0-0-0				CONFERENCE		1-2-0				0-0-0				12-3-0					
5-2-0		0-0-0		0-0-0				HOME		0-0-0				0-0-0				5-2-0					
8-3-0		0-0-0		0-0-0				AWAY		1-2-0				0-0-0				7-1-0					
0-0-0		0-0-0		0-0-0				NEUTRAL		0-0-0				0-0-0				0-0-0					
RPI	S	Opponent		Score		RPI	S	Opponent		Score		RPI	S	Opponent		Score		RPI	S	Opponent		Score	
12	A	Auburn		7	15	38	A	Ari zona		0	4	70	A	Wagner		6	8	124	A	Maryl and		3	5
12	A	Auburn		1	3	38	A	Ari zona		1	10	70	A	Wagner		2	3	124	A	Maryl and		6	12
12	A	Auburn		4	13	38	A	Ari zona		1	5	70	A	Wagner		3	1	124	A	Maryl and		7	3
13	A	UConn		9	9							80	N	Army West Point		7	11	161	A	Del aware		6	5
																		161	A	Del aware		13	2
																		161	A	Del aware		5	2
																		161	A	Del aware		3	7
																		175	N	Boston Col lege		9	8
																		191	A	Hartford		8	6
																		192	H	Qui nni pi ac		9	8
																		242	A	LIU Brookl yn		6	7
																		242	A	LIU Brookl yn		20	2
																		242	A	LIU Brookl yn		11	1
																		242	A	LIU Brookl yn		7	2
																		250	H	Sacred Heart		15	6
																		250	H	Sacred Heart		5	4
																		250	H	Sacred Heart		6	9
																		250	H	Sacred Heart		4	3
																		266	A	Brown		6	4
																		272	N	Ni agara		11	7
																		280	H	Mt. St. Mary' s		9	2
																		280	H	Mt. St. Mary' s		9	3
																		280	H	Mt. St. Mary' s		1	6
																		291	A	Fai rl ei gh Di cki nson		16	0
																		291	A	Fai rl ei gh Di cki nson		3	2
																		291	A	Fai rl ei gh Di cki nson		19	6
																		291	A	Fai rl ei gh Di cki nson		11	7
LAST 10 GAMES																							
																		250	H	Sacred Heart		15	6
																		250	H	Sacred Heart		4	3
																		250	H	Sacred Heart		6	9
																		250	H	Sacred Heart		5	4
																		192	H	Qui nni pi ac		9	8

Non-Div. I Games:

Bryant

Average RPI Win: 165		WON-LOST	WINNING	LAST 10	STRENGTH OF		OPP. STRENGTH	TEAM	ADJ		CONF.	ADJ CONF.
Average RPI Loss: 82		RECORD	PCT. RANK	GAMES	SCHEDULE		OF SCHEDULE	RPI	RPI		RPI	RPI
DIV. I ONLY		19-21-0	.475	165	4-6-0		20	186	94		.52507	94
DIV. I NON-CONF.		15-13-0	.53571	125	1-1-0		34	175	80		.53251	80
TOTALS		RPI 1-25	RPI 26-50		W-L RECORDS		RPI 51-100		RPI 101-150		RPI 150+	
19-21-0		0-8-0	0-0-0		OVERALL		5-8-0		4-0-0		10-5-0	
12-11-0		0-1-0	0-0-0		HOME		2-7-0		3-0-0		7-3-0	
6-10-0		0-7-0	0-0-0		AWAY		3-1-0		1-0-0		2-2-0	
1-0-0		0-0-0	0-0-0		NEUTRAL		0-0-0		0-0-0		1-0-0	
15-13-0		0-8-0	0-0-0		NON-CONFERENCE		2-2-0		4-0-0		9-3-0	
11-6-0		0-1-0	0-0-0		HOME		1-2-0		3-0-0		7-3-0	
3-7-0		0-7-0	0-0-		AWAY		1-0-0		1-0-0		1-0-0	
1-0-0		0-0-0	0-0-0		NEUTRAL		0-0-0		0-0-0		1-0-0	
4-8-0		0-0-0	0-0-0		CONFERENCE		3-6-0		0-0-0		1-2-0	
1-5-0		0-0-0	0-0-0		HOME		1-5-0		0-0-0		0-0-0	
3-3-0		0-0-0	0-0-0		AWAY		2-1-0		0-0-0		1-2-0	
0-0-0		0-0-0	0-0-0		NEUTRAL		0-0-0		0-0-0		0-0-0	
RPI S	Opponent	Score	RPI S	Opponent	Score	RPI S	Opponent	Score	RPI S	Opponent	Score	
9 A	NC State	0 9				57 H	Illinois	5 14	139 A	Gardner-Webb	15 12	
9 A	NC State	2 9				60 A	South Carolina	6 4	149 H	Marist	13 4	
9 A	NC State	0 10				61 H	Col. of Charleston	6 15	149 H	Marist	5 4	
17 A	Clemson	4 12				75 H	Georgia St.	13 12	149 H	Marist	7 6	
17 H	Clemson	5 10				81 H	Samford	2 4	155 H	Harvard	8 6	
20 A	Wichita St.	1 11				81 H	Samford	3 4	155 H	Harvard	7 6	
20 A	Wichita St.	1 3				81 H	Samford	0 10	155 H	Harvard	2 6	
20 A	Wichita St.	3 14				96 H	Wofford	5 13	155 H	Harvard	16 3	
						96 H	Wofford	4 3	169 A	VMI	7 13	
						96 H	Wofford	2 5	169 A	VMI	19 1	
						100 A	Mercer	2 3	169 A	VMI	1 12	
						100 A	Mercer	12 9	193 A	Winthrop	8 3	
						100 A	Mercer	7 6	193 H	Winthrop	4 5	
									203 N	Michigan St.	3 2	
									270 H	Central Conn. St.	9 1	
									270 H	Central Conn. St.	2 10	
									270 H	Central Conn. St.	12 8	
									277 H	Penn	12 4	
									277 H	Penn	4 1	
			LAST 10 GAMES									
			169 A	VMI	19 1	96 H	Wofford	5 13				
			169 A	VMI	7 13	96 H	Wofford	4 3				
			169 A	VMI	1 12	193 H	Winthrop	4 5				
			139 A	Gardner-Webb	15 12	100 A	Mercer	2 3				
			96 H	Wofford	2 5	100 A	Mercer	7 6				

Non-Div. I Games:

Furman

Average RPI Win:	136	WON-LOST RECORD	WINNING PCT. RANK	LAST 10 GAMES	STRENGTH OF SCHEDULE	OPP. STRENGTH OF SCHEDULE	TEAM RPI	ADJ RPI	CONF. RPI	ADJ CONF. RPI	
Average RPI Loss:	56										
DIV. I ONLY	19-20-0	.48718	155	5-5-0	49	51	95	.52451	95	6	6
DIV. I NON-CONF.	9-13-0	.40909	193	1-1-0	21	100	120	.51414	120	6	6
<hr/>											
TOTALS	RPI 1-25	RPI 26-50		W-L RECORDS	RPI 51-100		RPI 101-150		RPI 150+		
19-20-0	2-4-0	0-8-0		OVERALL	5-5-0		4-3-0		8-0-0		
15-9-0	1-2-0	0-1-0		HOME	3-3-0		4-3-0		7-0-0		
4-11-0	1-2-0	0-7-0		AWAY	2-2-0		0-0-0		1-0-0		
0-0-0	0-0-0	0-0-0		NEUTRAL	0-0-0		0-0-0		0-0-0		
9-13-0	1-2-0	0-5-0		NON-CONFERENCE	1-4-0		2-2-0		5-0-0		
7-5-0	0-0-0	0-1-0		HOME	1-2-0		2-2-0		4-0-0		
2-8-0	1-2-0	0-0-		AWAY	0-2-0		0-0-0		1-0-0		
0-0-0	0-0-0	0-0-0		NEUTRAL	0-0-0		0-0-0		0-0-0		
10-7-0	1-2-0	0-3-0		CONFERENCE	4-1-0		2-1-0		3-0-0		
8-4-0	1-2-0	0-0-0		HOME	2-1-0		2-1-0		3-0-0		
2-3-0	0-0-0	0-3-0		AWAY	2-0-0		0-0-0		0-0-0		
0-0-0	0-0-0	0-0-0		NEUTRAL	0-0-0		0-0-0		0-0-0		
RPI	S	Opponent	Score	RPI	S	Opponent	Score	RPI	S	Opponent	Score
7	A	Georgi a	9 22	29	A	South Ala.	6 9	55	A	Little Rock	3 2
7	A	Georgi a	8 3	29	A	South Ala.	3 11	55	A	Little Rock	1 0
7	A	Georgi a	3 4	29	A	South Ala.	1 8	61	A	Col. of Charleston	0 3
24	H	Coastal Caro.	3 7	35	A	Southern Mi ss.	2 8	61	H	Col. of Charleston	6 4
24	H	Coastal Caro.	2 15	35	A	Southern Mi ss.	3 4	68	H	Loui si ana	2 11
24	H	Coastal Caro.	5 4	35	A	Southern Mi ss.	2 3	68	H	Loui si ana	6 3
				43	A	Georgi a Tech	1 3	68	H	Loui si ana	5 4
				43	H	Georgi a Tech	1 7	87	H	Kennesaw St.	3 12
								100	A	Mercer	8 11
								100	H	Mercer	3 11

Non-Div. I Games:

Ga. Southern

Average RPI Win:	105	WON-LOST RECORD	WINNING PCT. RANK	LAST 10 GAMES	STRENGTH OF SCHEDULE	OPP. STRENGTH OF SCHEDULE	TEAM RPI	ADJ RPI	CONF. RPI	ADJ CONF. RPI					
DIV. I ONLY		17-23-0	.425	198	4-6-0	42	37	97	.52229	97	3	3			
DIV. I NON-CONF.		9-10-0	.47368	164	1-2-0	142	165	160	.49648	160	3	3			
<hr/>															
TOTALS	RPI 1-25	RPI 26-50		W-L RECORDS		RPI 51-100		RPI 101-150		RPI 150+					
17-23-0	3-9-0	0-1-0		OVERALL		8-6-0		3-2-0		3-5-0					
7-7-0	1-2-0	0-0-0		HOME		3-2-0		2-1-0		1-2-0					
6-10-0	2-7-0	0-0-0		AWAY		3-3-0		0-0-0		1-0-0					
4-6-0	0-0-0	0-1-0		NEUTRAL		2-1-0		1-1-0		1-3-0					
9-10-0	0-0-0	0-1-0		NON-CONFERENCE		5-3-0		1-1-0		3-5-0					
2-3-0	0-0-0	0-0-0		HOME		1-1-0		0-0-0		1-2-0					
3-1-0	0-0-0	0-0-		AWAY		2-1-0		0-0-0		1-0-0					
4-6-0	0-0-0	0-1-0		NEUTRAL		2-1-0		1-1-0		1-3-0					
8-13-0	3-9-0	0-0-0		CONFERENCE		3-3-0		2-1-0		0-0-0					
5-4-0	1-2-0	0-0-0		HOME		2-1-0		2-1-0		0-0-0					
3-9-0	2-7-0	0-0-0		AWAY		1-2-0		0-0-0		0-0-0					
0-0-0	0-0-0	0-0-0		NEUTRAL		0-0-0		0-0-0		0-0-0					
<hr/>															
RPI	S	Opponent	Score	RPI	S	Opponent	Score	RPI	S	Opponent	Score	RPI	S	Opponent	Score
9	A	NC State	5 13	26	N	Indiana	0 3	58	A	LSU	6 7	141	N	Saint Louis	7 3
9	A	NC State	12 8					58	A	LSU	10 5	142	H	Virginia Tech	8 7
9	A	NC State	2 12					58	A	LSU	11 3	142	H	Virginia Tech	1 9
11	A	Florida St.	8 7					62	N	Seton Hall	9 8	142	H	Virginia Tech	6 5
11	A	Florida St.	5 7					66	A	Miami (FL)	0 3	147	N	Seattle U	7 11
11	A	Florida St.	4 6					66	A	Miami (FL)	9 5	188	H	Northern Ill.	3 5
17	H	Clemson	5 2					66	A	Miami (FL)	0 9	197	N	Incarnate Word	3 5
17	H	Clemson	2 5					77	N	Purdue	4 2	203	A	Michigan St.	8 7
17	H	Clemson	3 6					77	N	Purdue	7 8	237	N	Saint Joseph's	8 10
22	A	Duke	3 6					84	H	Kent St.	1 4	237	N	Saint Joseph's	4 6
22	A	Duke	4 5					84	H	Kent St.	2 1	241	H	Northwestern	0 2
22	A	Duke	4 16					90	H	Wake Forest	3 9	257	H	Chicago St.	18 4
								90	H	Wake Forest	5 2	274	N	Youngstown St.	8 0
								90	H	Wake Forest	7 6				
LAST 10 GAMES															
142 H Virginia Tech 6 5				9 A NC State 2 12				142 H Virginia Tech 8 7				9 A NC State 12 8			
142 H Virginia Tech 1 9				241 H Northwestern 0 2				142 H Virginia Tech 8 7				203 A Michigan St. 8 7			
26 N Indiana 0 3				17 H Clemson 3 6											
9 A NC State 5 13															

Non-Div. I Games:

Notre Dame

Average RPI Win:		158	WON-LOST RECORD		WINNING PCT. RANK		LAST 10 GAMES		STRENGTH OF SCHEDULE		OPP. STRENGTH OF SCHEDULE		TEAM RPI		ADJ RPI		CONF. RPI		ADJ CONF. RPI				
DIV. I ONLY			23-14-0		.62162 69		6-4-0		156		53		98		.52167 98		5		5				
DIV. I NON-CONF.			14-5-0		.73684 34		1-1-0		237		125		87		.52882 87		5		5				
TOTALS		RPI 1-25		RPI 26-50		W-L RECORDS		RPI 51-100		RPI 101-150		RPI 150+											
23-14-0		0-4-0		3-2-0		OVERALL		3-3-0		4-1-0		13-4-0											
17-7-0		0-3-0		2-1-0		HOME		2-1-0		2-0-0		11-2-0											
5-4-0		0-0-0		0-0-0		AWAY		1-2-0		2-1-0		2-1-0											
1-3-0		0-1-0		1-1-0		NEUTRAL		0-0-0		0-0-0		0-1-0											
14-5-0		0-1-0		1-1-0		NON-CONFERENCE		0-0-0		4-1-0		9-2-0											
11-1-0		0-0-0		0-0-0		HOME		0-0-0		2-0-0		9-1-0											
2-1-0		0-0-0		0-0-		AWAY		0-0-0		2-1-0		0-0-0											
1-3-0		0-1-0		1-1-0		NEUTRAL		0-0-0		0-0-0		0-1-0											
9-9-0		0-3-0		2-1-0		CONFERENCE		3-3-0		0-0-0		4-2-0											
6-6-0		0-3-0		2-1-0		HOME		2-1-0		0-0-0		2-1-0											
3-3-0		0-0-0		0-0-0		AWAY		1-2-0		0-0-0		2-1-0											
0-0-0		0-0-0		0-0-0		NEUTRAL		0-0-0		0-0-0		0-0-0											
RPI	S	Opponent		Score		RPI	S	Opponent		Score		RPI	S	Opponent		Score		RPI	S	Opponent		Score	
4	H	Oregon St.		3	4	30	H	UCLA		5	2	53	A	Oregon		5	8	110	A	San Di ego		6	1
4	H	Oregon St.		4	6	30	H	UCLA		2	4	53	A	Oregon		2	7	110	A	San Di ego		8	11
4	H	Oregon St.		4	10	30	H	UCLA		8	3	53	A	Oregon		5	3	115	A	San Franci sco		5	4
15	N	Texas A&M		5	9	49	N	Loui si ana Tech		6	10	64	H	Washi ngton		11	4	115	H	San Franci sco		8	7
						50	N	Bayl or		8	2	64	H	Washi ngton		5	2	123	H	Xavi er		13	3
												64	H	Washi ngton		3	4	152	N	Ci nci nnati		1	3
																		162	A	Washi ngton St.		3	4
																		162	A	Washi ngton St.		6	3
																		162	A	Washi ngton St.		13	6
																		199	H	UC Davi s		9	3
																		215	H	CSU Bakersfi eld		23	2
																		215	H	CSU Bakersfi eld		17	6
																		215	H	CSU Bakersfi eld		13	2
																		215	H	CSU Bakersfi eld		5	3
																		218	H	Utah		7	6
																		218	H	Utah		5	1
																		218	H	Utah		10	12
																		228	H	Santa Clara		4	6
																		266	H	Brown		4	3
																		266	H	Brown		11	6
																		266	H	Brown		10	9
																		266	H	Brown		7	6
LAST 10 GAMES																							
						64	H	Washi ngton		3	4	162	A	Washi ngton St.		6	3						
						64	H	Washi ngton		5	2	162	A	Washi ngton St.		13	6						
						64	H	Washi ngton		11	4	115	H	San Franci sco		8	7						
						228	H	Santa Clara		4	6	218	H	Utah		10	12						
						162	A	Washi ngton St.		3	4	218	H	Utah		5	1						

Non-Div. I Games:

Cal i forni a

Average RPI Win:		161	WON-LOST RECORD		WINNING PCT. RANK		LAST 10 GAMES		STRENGTH OF SCHEDULE		OPP. STRENGTH OF SCHEDULE		TEAM RPI		ADJ RPI		CONF. RPI		ADJ CONF. RPI		
DIV. I ONLY				19-17-0		.52778 128		4-6-0		109		156		99		.5212 99		16		16	
DIV. I NON-CONF.				14-10-0		.58333 96		1-4-0		226		127		125		.51258 125		16		16	
TOTALS		RPI 1-25		RPI 26-50		W-L RECORDS		RPI 51-100		RPI 101-150		RPI 150+									
19-17-0		0-0-0		1-2-0		OVERALL		5-7-0		1-2-0		12-6-0									
9-6-0		0-0-0		0-0-0		HOME		0-4-0		0-0-0		9-2-0									
9-10-0		0-0-0		1-2-0		AWAY		5-3-0		1-2-0		2-3-0									
1-1-0		0-0-0		0-0-0		NEUTRAL		0-0-0		0-0-0		1-1-0									
14-10-0		0-0-0		1-2-0		NON-CONFERENCE		2-1-0		1-2-0		10-5-0									
7-2-0		0-0-0		0-0-0		HOME		0-1-0		0-0-0		7-1-0									
6-7-0		0-0-0		1-0-		AWAY		2-0-0		1-2-0		2-3-0									
1-1-0		0-0-0		0-0-0		NEUTRAL		0-0-0		0-0-0		1-1-0									
5-7-0		0-0-0		0-0-0		CONFERENCE		3-6-0		0-0-0		2-1-0									
2-4-0		0-0-0		0-0-0		HOME		0-3-0		0-0-0		2-1-0									
3-3-0		0-0-0		0-0-0		AWAY		3-3-0		0-0-0		0-0-0									
0-0-0		0-0-0		0-0-0		NEUTRAL		0-0-0		0-0-0		0-0-0									
RPI	S	Opponent		Score		RPI	S	Opponent		Score		RPI	S	Opponent		Score					
44	A	FGCU		10	8	71	A	Tennessee		10	9	103	A	Tulane		4	9				
44	A	FGCU		2	11	71	A	Tennessee		9	6	103	A	Tulane		7	21				
44	A	FGCU		1	6	71	H	Tennessee		2	6	103	A	Tulane		9	1				
						81	A	Samford		2	6	169	H	VMI		6	4				
						81	A	Samford		7	4	169	H	VMI		7	3				
						81	A	Samford		2	1	169	H	VMI		7	8				
						83	A	UNCG		8	5	174	A	Eastern Ky.		4	9				
						83	A	UNCG		3	12	174	H	Eastern Ky.		12	7				
						83	A	UNCG		4	7	181	N	Middle Tenn.		8	16				
						100	H	Mercer		4	8	193	H	Winthrop		10	5				
						100	H	Mercer		3	5	193	H	Winthrop		7	3				
						100	H	Mercer		4	10	193	H	Winthrop		8	4				
												212	N	Memphis		8	2				
												213	A	William & Mary		2	3				
												213	A	William & Mary		0	1				
												213	A	William & Mary		3	2				
												220	A	Radford		9	8				
												248	H	UNC Asheville		12	4				
												271	H	Northern Ky.		4	5				
												271	H	Northern Ky.		7	2				
												271	H	Northern Ky.		6	2				
LAST 10 GAMES																					
103	A	Tulane		4	9	83	A	UNCG		8	5										
103	A	Tulane		7	21	83	A	UNCG		4	7										
103	A	Tulane		9	1	174	A	Eastern Ky.		4	9										
71	H	Tennessee		2	6	169	H	VMI		7	3										
83	A	UNCG		3	12	169	H	VMI		6	4										

Non-Div. I Games:

ETSU

Average RPI Win:		163	WON-LOST RECORD		WINNING PCT. RANK		LAST 10 GAMES		STRENGTH OF SCHEDULE		OPP. STRENGTH OF SCHEDULE		TEAM RPI		ADJ RPI		CONF. RPI		ADJ CONF. RPI					
DIV. I ONLY			28-14-0		.66667		44		3-7-0		224		82		100		.52117		100		16		16	
DIV. I NON-CONF.			20-7-0		.74074		32		0-2-0		254		96		89		.52771		89		16		16	
TOTALS		RPI 1-25		RPI 26-50		W-L RECORDS		RPI 51-100		RPI 101-150		RPI 150+												
28-14-0		0-0-0		1-1-0		OVERALL		10-7-0		3-3-0		14-3-0												
17-7-0		0-0-0		0-1-0		HOME		5-3-0		2-1-0		10-2-0												
11-7-0		0-0-0		1-0-0		AWAY		5-4-0		1-2-0		4-1-0												
0-0-0		0-0-0		0-0-0		NEUTRAL		0-0-0		0-0-0		0-0-0												
20-7-0		0-0-0		1-1-0		NON-CONFERENCE		4-1-0		3-3-0		12-2-0												
14-4-0		0-0-0		0-1-0		HOME		2-0-0		2-1-0		10-2-0												
6-3-0		0-0-0		1-0-		AWAY		2-1-0		1-2-0		2-0-0												
0-0-0		0-0-0		0-0-0		NEUTRAL		0-0-0		0-0-0		0-0-0												
8-7-0		0-0-0		0-0-0		CONFERENCE		6-6-0		0-0-0		2-1-0												
3-3-0		0-0-0		0-0-0		HOME		3-3-0		0-0-0		0-0-0												
5-4-0		0-0-0		0-0-0		AWAY		3-3-0		0-0-0		2-1-0												
0-0-0		0-0-0		0-0-0		NEUTRAL		0-0-0		0-0-0		0-0-0												
RPI	S	Opponent		Score		RPI	S	Opponent		Score		RPI	S	Opponent		Score								
				43	A	Georgi a Tech		6	2	75	A	Georgi a St.		2	4	116	H	Hol y Cross		12	4			
				43	H	Georgi a Tech		8	16	81	A	Samford		0	4	116	H	Hol y Cross		3	7			
										81	A	Samford		1	6	116	H	Hol y Cross		33	6			
										81	A	Samford		0	7	121	A	Kansas St.		6	13			
										87	A	Kennesaw St.		4	0	121	A	Kansas St.		11	4			
										87	H	Kennesaw St.		7	5	121	A	Kansas St.		3	12			
										94	H	Furman		6	7	156	H	Bethune-Cookman		6	8			
										94	H	Furman		3	2	156	H	Bethune-Cookman		13	7			
										94	H	Furman		9	12	156	H	Bethune-Cookman		6	5			
										95	A	Ga. Southern		11	3	174	H	Eastern Ky.		10	3			
										95	H	Ga. Southern		11	8	174	H	Eastern Ky.		5	4			
										96	H	Wofford		7	5	174	H	Eastern Ky.		14	9			
										96	H	Wofford		10	14	248	H	UNC Asheville		15	4			
										96	H	Wofford		3	2	248	H	UNC Asheville		9	2			
										99	A	ETSU		8	4	248	H	UNC Asheville		5	4			
										99	A	ETSU		5	3	258	A	Flori da A&M		13	4			
										99	A	ETSU		10	4	258	H	Flori da A&M		7	15			
																258	H	Flori da A&M		11	10			
																268	A	Western Caro.		4	1			
																268	A	Western Caro.		12	0			
																268	A	Western Caro.		4	8			
																292	A	Savannah St.		8	3			
																292	H	Savannah St.		10	1			
LAST 10 GAMES																								
				268	A	Western Caro.		12	0	81	A	Samford		1	6									
				268	A	Western Caro.		4	1	81	A	Samford		0	7									
				268	A	Western Caro.		4	8	43	H	Georgi a Tech		8	16									
				75	A	Georgi a St.		2	4	94	H	Furman		3	2									
				81	A	Samford		0	4	94	H	Furman		6	7									

Non-Div. I Games:

Mercer

Average RPI Win:		171	WON-LOST RECORD		WINNING PCT. RANK		LAST 10 GAMES		STRENGTH OF SCHEDULE		OPP. STRENGTH OF SCHEDULE		TEAM RPI		ADJ RPI		CONF. RPI		ADJ CONF. RPI				
DIV. I ONLY			19-20-0		.48718 155		2-8-0		43		142		102		.52069 102		2		2				
DIV. I NON-CONF.			16-9-0		.64 66		1-2-0		98		267		86		.52886 86		2		2				
TOTALS		RPI 1-25		RPI 26-50				W-L RECORDS		RPI 51-100				RPI 101-150				RPI 150+					
19-20-0		1-5-0		5-8-0				OVERALL		0-3-0				0-0-0				13-4-0					
15-8-0		1-2-0		3-0-0				HOME		0-3-0				0-0-0				11-3-0					
4-12-0		0-3-0		2-8-0				AWAY		0-0-0				0-0-0				2-1-0					
0-0-0		0-0-0		0-0-0				NEUTRAL		0-0-0				0-0-0				0-0-0					
16-9-0		0-3-0		3-1-0				NON-CONFERENCE		0-1-0				0-0-0				13-4-0					
14-4-0		0-0-0		3-0-0				HOME		0-1-0				0-0-0				11-3-0					
2-5-0		0-3-0		0-0-				AWAY		0-0-0				0-0-0				2-1-0					
0-0-0		0-0-0		0-0-0				NEUTRAL		0-0-0				0-0-0				0-0-0					
3-11-0		1-2-0		2-7-0				CONFERENCE		0-2-0				0-0-0				0-0-0					
1-4-0		1-2-0		0-0-0				HOME		0-2-0				0-0-0				0-0-0					
2-7-0		0-0-0		2-7-0				AWAY		0-0-0				0-0-0				0-0-0					
0-0-0		0-0-0		0-0-0				NEUTRAL		0-0-0				0-0-0				0-0-0					
RPI	S	Opponent		Score		RPI	S	Opponent		Score		RPI	S	Opponent		Score		RPI	S	Opponent		Score	
3	H	Texas Tech		6	15	33	A	Texas		0	4	65	H	Missouri St.		2	12	158	A	Grand Canyon		6	5
3	H	Texas Tech		17	3	33	A	Texas		4	5	86	H	TCU		3	13	158	A	Grand Canyon		2	12
3	H	Texas Tech		0	10	33	A	Texas		4	14	86	H	TCU		2	4	166	H	Morehead St.		12	0
11	A	Florida St.		7	12	34	A	Creighton		11	14							166	H	Morehead St.		3	5
11	A	Florida St.		5	10	36	A	Oklahoma St.		3	4							166	H	Morehead St.		8	6
20	A	Wichi ta St.		0	11	36	A	Oklahoma St.		1	12							232	H	Texas Southern		3	2
						36	A	Oklahoma St.		3	4							232	H	Texas Southern		7	1
						48	H	St. John's (NY)		7	4							232	H	Texas Southern		7	5
						48	H	St. John's (NY)		6	1							241	H	Northwestern		4	2
						48	H	St. John's (NY)		6	5							241	H	Northwestern		10	3
						50	A	Bayl or		8	5							241	H	Northwestern		12	18
						50	A	Bayl or		6	17							256	H	Murray St.		5	10
						50	A	Bayl or		6	5							256	H	Murray St.		4	1
																		256	H	Murray St.		5	3
																		273	A	Omaha		9	5
																		273	H	Omaha		6	2
																		273	H	Omaha		8	6
						LAST 10 GAMES																	
						36	A	Oklahoma St.		3	4	86	H	TCU		2	4						
						36	A	Oklahoma St.		3	4	34	A	Creighton		11	14						
						36	A	Oklahoma St.		1	12	273	A	Omaha		9	5						
						20	A	Wi chi ta St.		0	11	3	H	Texas Tech		17	3						
						86	H	TCU		3	13	3	H	Texas Tech		0	10						

Non-Div. I Games:

Kansas

Average RPI Win: 110		WON-LOST	WINNING	LAST 10	STRENGTH OF		OPP. STRENGTH	TEAM	ADJ	CONF.	ADJ CONF.
Average RPI Loss: 77		RECORD	PCT. RANK	GAMES	SCHEDULE		OF SCHEDULE	RPI	RPI	RPI	RPI
DIV. I ONLY		19-22-0	.46341	172	6-4-0		35	50	103	.52031	103
DIV. I NON-CONF.		13-16-0	.44828	178	4-1-0		64	56	153	.49851	153
TOTALS		RPI 1-25	RPI 26-50		W-L RECORDS		RPI 51-100		RPI 101-150		RPI 150+
19-22-0		2-7-0	0-1-0		OVERALL		8-7-0		4-4-0		5-3-0
16-10-0		0-0-0	0-1-0		HOME		8-6-0		3-1-0		5-2-0
3-12-0		2-7-0	0-0-0		AWAY		0-1-0		1-3-0		0-1-0
0-0-0		0-0-0	0-0-0		NEUTRAL		0-0-0		0-0-0		0-0-0
13-16-0		0-3-0	0-1-0		NON-CONFERENCE		6-6-0		4-4-0		3-2-0
12-8-0		0-0-0	0-1-0		HOME		6-5-0		3-1-0		3-1-0
1-8-0		0-3-0	0-0-0		AWAY		0-1-0		1-3-0		0-1-0
0-0-0		0-0-0	0-0-0		NEUTRAL		0-0-0		0-0-0		0-0-0
6-6-0		2-4-0	0-0-0		CONFERENCE		2-1-0		0-0-0		2-1-0
4-2-0		0-0-0	0-0-0		HOME		2-1-0		0-0-0		2-1-0
2-4-0		2-4-0	0-0-0		AWAY		0-0-0		0-0-0		0-0-0
0-0-0		0-0-0	0-0-0		NEUTRAL		0-0-0		0-0-0		0-0-0
RPI S	Opponent	Score	RPI S	Opponent	Score	RPI S	Opponent	Score	RPI S	Opponent	Score
5 A	Ole Miss	3 6	35 H	Southern Miss.	3 12	58 A	LSU	4 10	112 H	Wright St.	4 3
5 A	Ole Miss	4 5				58 H	LSU	10 9	112 H	Wright St.	6 5
5 A	Ole Miss	1 9				63 H	Cal St. Fullerton	9 3	112 H	Wright St.	11 5
20 A	Wichita St.	3 9				63 H	Cal St. Fullerton	3 9	132 A	Long Beach St.	2 13
20 A	Wichita St.	19 4				63 H	Cal St. Fullerton	6 9	132 A	Long Beach St.	0 1
20 A	Wichita St.	2 8				68 H	Louisiana	2 5	132 A	Long Beach St.	10 6
21 A	South Fla.	8 10				77 H	Purdue	8 12	136 A	Southeastern La.	3 9
21 A	South Fla.	3 2				77 H	Purdue	1 0	136 H	Southeastern La.	12 13
21 A	South Fla.	3 14				77 H	Purdue	6 2	152 H	Cincinnati	5 3
						82 H	Houston	2 0	152 H	Cincinnati	0 1
						82 H	Houston	17 16	152 H	Cincinnati	8 7
						82 H	Houston	3 5	185 A	New Orleans	7 8
						99 H	ETSU	1 9	185 H	New Orleans	2 3
						99 H	ETSU	21 7	185 H	New Orleans	4 3
						99 H	ETSU	9 4	223 H	Lamar University	6 2
									223 H	Lamar University	7 1
LAST 10 GAMES						82 H	Houston	3 5			
						82 H	Houston	17 16			
						185 H	New Orleans	4 3			
						20 A	Wichita St.	2 8			
						20 A	Wichita St.	3 9			
						82 H	Houston	2 0			

Non-Div. I Games:

Tulane

Average RPI Win: 141		WON-LOST RECORD		WINNING PCT. RANK		LAST 10 GAMES		STRENGTH OF SCHEDULE		OPP. STRENGTH OF SCHEDULE		TEAM RPI		ADJ RPI		CONF. RPI		ADJ CONF. RPI	
DIV. I ONLY		16-23-2		.41463 206		4-4-2		13		92		105		.51956 104		11		11	
DIV. I NON-CONF.		10-13-0		.43478 186		0-1-0		15		19		85		.52893 85		13		13	
TOTALS		RPI 1-25		RPI 26-50		W-L RECORDS		RPI 51-100		RPI 101-150		RPI 150+							
16-23-2		0-7-1		2-5-0		OVERALL		4-6-0		3-2-0		7-3-1							
11-10-1		0-3-1		0-0-0		HOME		3-4-0		3-1-0		5-2-0							
4-12-1		0-4-0		2-5-0		AWAY		0-1-0		0-1-0		2-1-1							
1-1-0		0-0-0		0-0-0		NEUTRAL		1-1-0		0-0-0		0-0-0							
10-13-0		0-5-0		1-0-0		NON-CONFERENCE		4-6-0		3-2-0		2-0-0							
7-6-0		0-1-0		0-0-0		HOME		3-4-0		3-1-0		1-0-0							
2-6-0		0-4-0		1-0-		AWAY		0-1-0		0-1-0		1-0-0							
1-1-0		0-0-0		0-0-0		NEUTRAL		1-1-0		0-0-0		0-0-0							
6-10-2		0-2-1		1-5-0		CONFERENCE		0-0-0		0-0-0		5-3-1							
4-4-1		0-2-1		0-0-0		HOME		0-0-0		0-0-0		4-2-0							
2-6-1		0-0-0		1-5-0		AWAY		0-0-0		0-0-0		1-1-1							
0-0-0		0-0-0		0-0-0		NEUTRAL		0-0-0		0-0-0		0-0-0							
RPI	S	Opponent		Score		RPI	S	Opponent		Score		RPI	S	Opponent		Score			
1	A	Stanford		2	7	35	A	Southern Miss.		7	8	56	H	Sam Houston St.		9	14		
1	A	Stanford		2	6	35	A	Southern Miss.		1	12	67	H	Gonzaga		6	1		
1	A	Stanford		4	7	35	A	Southern Miss.		7	6	67	H	Gonzaga		2	10		
1	A	Stanford		0	2	47	A	UCF		5	4	67	H	Gonzaga		5	7		
14	H	Fla. Atlantic		10	14	49	A	Louisiana Tech		4	6	67	H	Gonzaga		5	7		
14	H	Fla. Atlantic		3	5	49	A	Louisiana Tech		2	8	74	N	Virginia		0	3		
14	H	Fla. Atlantic		6	6	49	A	Louisiana Tech		3	7	81	N	Samford		8	7		
15	H	Texas A&M		4	13							82	A	Houston		0	1		
												82	H	Houston		4	3		
												86	H	TCU		7	3		

Non-Div. I Games:

Rice

Average RPI Win: 137		WON-LOST RECORD		WINNING PCT. RANK		LAST 10 GAMES		STRENGTH OF SCHEDULE		OPP. STRENGTH OF SCHEDULE		TEAM RPI		ADJ RPI		CONF. RPI		ADJ CONF. RPI	
DIV. I ONLY		21-18-1		.5375 122		4-6-0		117		33		106		.51893 105		6		6	
DIV. I NON-CONF.		12-9-1		.56818 109		0-2-0		113		46		104		.52012 104		6		6	
TOTALS		RPI 1-25		RPI 26-50		W-L RECORDS		RPI 51-100		RPI 101-150		RPI 150+							
21-18-1		0-4-0		3-5-0		OVERALL		5-4-0		3-2-0		10-3-1							
14-10-0		0-0-0		2-5-0		HOME		2-3-0		3-1-0		7-1-0							
7-8-1		0-4-0		1-0-0		AWAY		3-1-0		0-1-0		3-2-1							
0-0-0		0-0-0		0-0-0		NEUTRAL		0-0-0		0-0-0		0-0-0							
12-9-1		0-1-0		2-3-0		NON-CONFERENCE		1-2-0		3-2-0		6-1-1							
9-6-0		0-0-0		1-3-0		HOME		1-1-0		3-1-0		4-1-0							
3-3-1		0-1-0		1-0-		AWAY		0-1-0		0-1-0		2-0-1							
0-0-0		0-0-0		0-0-0		NEUTRAL		0-0-0		0-0-0		0-0-0							
9-9-0		0-3-0		1-2-0		CONFERENCE		4-2-0		0-0-0		4-2-0							
5-4-0		0-0-0		1-2-0		HOME		1-2-0		0-0-0		3-0-0							
4-5-0		0-3-0		0-0-0		AWAY		3-0-0		0-0-0		1-2-0							
0-0-0		0-0-0		0-0-0		NEUTRAL		0-0-0		0-0-0		0-0-0							
RPI	S	Opponent		Score		RPI	S	Opponent		Score		RPI	S	Opponent		Score			
15	A	Texas A&M		5	7	29	H	South Ala.		10	11	55	H	Little Rock		10	6		
24	A	Coastal Caro.		3	11	29	H	South Ala.		1	10	55	H	Little Rock		4	7		
24	A	Coastal Caro.		0	8	29	H	South Ala.		5	2	55	H	Little Rock		3	6		
24	A	Coastal Caro.		3	7	33	H	Texas		1	6	73	A	UTSA		2	7		
						36	H	Oklahoma St.		10	1	73	H	UTSA		3	5		
						36	H	Oklahoma St.		2	6	73	H	UTSA		5	2		
						36	H	Oklahoma St.		5	6	75	A	Georgia St.		9	3		
						50	A	Baylor		6	1	75	A	Georgia St.		10	5		
												75	A	Georgia St.		10	9		
												222	H	UTRGV		1	2		
												195	A	La. -Monroe		2	3		
												195	A	La. -Monroe		0	1		
												195	A	La. -Monroe		2	3		
												196	H	Appalachian St.		3	2		
												196	H	Appalachian St.		8	2		
												196	H	Appalachian St.		7	2		
												197	H	Incarnate Word		6	5		
												222	H	UTRGV		1	2		
												238	H	SFA		13	0		
												238	H	SFA		7	6		
												238	H	SFA		6	3		
LAST 10 GAMES						LAST 10 GAMES						LAST 10 GAMES							
						29	H	South Ala.		5	2	75	A	Georgia St.		9	3		
						29	H	South Ala.		10	11	75	A	Georgia St.		10	9		
						29	H	South Ala.		1	10	222	H	UTRGV		1	2		
						15	A	Texas A&M		5	7	195	A	La. -Monroe		2	3		
						75	A	Georgia St.		10	5	195	A	La. -Monroe		0	1		

Non-Div. I Games:

Texas St.

Average RPI Win:		123	WON-LOST RECORD		WINNING PCT. RANK		LAST 10 GAMES		STRENGTH OF SCHEDULE		OPP. STRENGTH OF SCHEDULE		TEAM RPI		ADJ RPI		CONF. RPI		ADJ CONF. RPI				
DIV. I ONLY			13-22-0		.37143 231		2-7-0		36		139		104		.51815 106		10		10				
DIV. I NON-CONF.			9-14-0		.3913 205		0-3-0		61		182		96		.5224 100		9		9				
TOTALS		RPI 1-25		RPI 26-50		W-L RECORDS		RPI 51-100		RPI 101-150		RPI 150+											
13-22-0		1-2-0		1-4-0		OVERALL		5-6-0		1-6-0		5-4-0											
2-7-0		0-0-0		1-4-0		HOME		0-0-0		1-2-0		0-1-0											
11-15-0		1-2-0		0-0-0		AWAY		5-6-0		0-4-0		5-3-0											
0-0-0		0-0-0		0-0-0		NEUTRAL		0-0-0		0-0-0		0-0-0											
9-14-0		1-2-0		0-2-0		NON-CONFERENCE		3-2-0		0-4-0		5-4-0											
0-3-0		0-0-0		0-2-0		HOME		0-0-0		0-0-0		0-1-0											
9-11-0		1-2-0		0-0-		AWAY		3-2-0		0-4-0		5-3-0											
0-0-0		0-0-0		0-0-0		NEUTRAL		0-0-0		0-0-0		0-0-0											
4-8-0		0-0-0		1-2-0		CONFERENCE		2-4-0		1-2-0		0-0-0											
2-4-0		0-0-0		1-2-0		HOME		0-0-0		1-2-0		0-0-0											
2-4-0		0-0-0		0-0-0		AWAY		2-4-0		0-0-0		0-0-0											
0-0-0		0-0-0		0-0-0		NEUTRAL		0-0-0		0-0-0		0-0-0											
RPI	S	Opponent		Score		RPI	S	Opponent		Score		RPI	S	Opponent		Score		RPI	S	Opponent		Score	
25	A	Tennessee Tech		4	7	34	H	Creighton		5	7	57	A	Illinois		2	4	109	A	Hawaii		3	7
25	A	Tennessee Tech		16	8	34	H	Creighton		1	5	64	A	Washington		13	6	109	A	Hawaii		6	7
25	A	Tennessee Tech		17	30	41	H	DBU		11	17	64	A	Washington		5	4	109	A	Hawaii		6	7
						41	H	DBU		4	3	64	A	Washingt on		3	2	109	A	Hawai i		1	6
						41	H	DBU		4	9	64	A	Washi ngton		2	5	127	H	Southern Ill.		6	5
												65	A	Mi ssouri St.		3	6	127	H	Southern Ill.		4	6
												65	A	Mi ssouri St.		2	4	127	H	Southern Ill.		5	7
												65	A	Mi ssouri St.		3	12	166	A	Morehead St.		5	6
												88	A	Indiana St.		5	2	166	A	Morehead St.		13	10
												88	A	Indiana St.		8	7	166	A	Morehead St.		18	7
												88	A	Indiana St.		2	5	210	A	Arkansas St.		18	3
																		210	A	Arkansas St.		0	1
																		210	A	Arkansas St.		11	4
																		227	A	Eastern Ill.		13	17
																		236	H	SIUE		2	7
																		289	A	Western Ill.		8	4
						LAST 10 GAMES																	
						65	A	Mi ssouri St.		3	12	88	A	Indiana St.		5	2						
						65	A	Mi ssouri St.		3	6	88	A	Indiana St.		8	7						
						65	A	Mi ssouri St.		2	4	88	A	Indiana St.		2	5						
						227	A	Eastern Ill.		13	17	57	A	Illinoi s		2	4						
						236	H	SIUE		2	7	41	H	DBU		4	3						

Non-Div. I Games: St. Francis (IL) 11 3

Illinois St.

Average RPI Win:		176	WON-LOST RECORD		WINNING PCT. RANK		LAST 10 GAMES		STRENGTH OF SCHEDULE		OPP. STRENGTH OF SCHEDULE		TEAM RPI		ADJ RPI		CONF. RPI		ADJ CONF. RPI		
DIV. I ONLY			19-21-0		.475 165		6-4-0		105		146		107		.51735 107		17		17		
DIV. I NON-CONF.			7-13-0		.35 224		0-0-0		67		81		131		.51006 130		18		18		
TOTALS		RPI 1-25		RPI 26-50		W-L RECORDS		RPI 51-100		RPI 101-150		RPI 150+									
19-21-0		0-1-0		1-5-0		OVERALL		1-1-0		5-9-0		12-5-0									
9-5-0		0-0-0		0-0-0		HOME		0-1-0		0-0-0		9-4-0									
10-16-0		0-1-0		1-5-0		AWAY		1-0-0		5-9-0		3-1-0									
0-0-0		0-0-0		0-0-0		NEUTRAL		0-0-0		0-0-0		0-0-0									
7-13-0		0-1-0		1-5-0		NON-CONFERENCE		1-1-0		2-5-0		3-1-0									
2-2-0		0-0-0		0-0-0		HOME		0-1-0		0-0-0		2-1-0									
5-11-0		0-1-0		1-0-		AWAY		1-0-0		2-5-0		1-0-0									
0-0-0		0-0-0		0-0-0		NEUTRAL		0-0-0		0-0-0		0-0-0									
12-8-0		0-0-0		0-0-0		CONFERENCE		0-0-0		3-4-0		9-4-0									
7-3-0		0-0-0		0-0-0		HOME		0-0-0		0-0-0		7-3-0									
5-5-0		0-0-0		0-0-0		AWAY		0-0-0		3-4-0		2-1-0									
0-0-0		0-0-0		0-0-0		NEUTRAL		0-0-0		0-0-0		0-0-0									
RPI	S	Opponent		Score		RPI	S	Opponent		Score		RPI	S	Opponent		Score					
15	A	Texas A&M		1	7	49	A	Loui si ana Tech		1	3	73	H	UTSA		5	6				
						49	A	Loui si ana Tech		3	5	82	A	Houston		3	1				
						49	A	Loui si ana Tech		3	9										
						50	A	Bayl or		5	2										
						50	A	Bayl or		0	1										
						50	A	Bayl or		3	6										
						LAST 10 GAMES															
						197 H Incarnate Word						7	6	244 A Abilene Christian						13	5
						197 H Incarnate Word						1	0	244 A Abilene Christian						23	20
						197 H Incarnate Word						12	4	168 H A&M-Corpus Christi						3	5
						143 A McNeese						8	11	119 A Central Ark.						0	5
						244 A Abilene Christian						3	4	119 A Central Ark.						3	1
														232 H Texas Southern						2	3
														232 H Texas Southern						15	3
														244 A Abilene Christian						3	4
														244 A Abilene Christian						23	20
														244 A Abilene Christian						13	5

Non-Div. I Games:

Houston Baptist

Average RPI Win: 184		WON-LOST	WINNING	LAST 10	STRENGTH OF		OPP. STRENGTH	TEAM	ADJ	CONF.	ADJ CONF.
Average RPI Loss: 68		RECORD	PCT. RANK	GAMES	SCHEDULE		OF SCHEDULE	RPI	RPI	RPI	RPI
DIV. I ONLY		21-18-0	.53846	118	6-4-0		110	80	108	.51656	108
DIV. I NON-CONF.		12-9-0	.57143	104	2-0-0		135	24	113	.51637	113
TOTALS		RPI 1-25	RPI 26-50		W-L RECORDS		RPI 51-100		RPI 101-150		RPI 150+
21-18-0		1-11-0	2-1-0		OVERALL		1-1-0		1-0-0		16-5-0
16-8-0		1-4-0	0-0-0		HOME		1-0-0		1-0-0		13-4-0
5-10-0		0-7-0	2-1-0		AWAY		0-1-0		0-0-0		3-1-0
0-0-0		0-0-0	0-0-0		NEUTRAL		0-0-0		0-0-0		0-0-0
12-9-0		1-8-0	0-0-0		NON-CONFERENCE		1-1-0		1-0-0		9-0-0
11-4-0		1-4-0	0-0-0		HOME		1-0-0		1-0-0		8-0-0
1-5-0		0-4-0	0-0-		AWAY		0-1-0		0-0-0		1-0-0
0-0-0		0-0-0	0-0-0		NEUTRAL		0-0-0		0-0-0		0-0-0
9-9-0		0-3-0	2-1-0		CONFERENCE		0-0-0		0-0-0		7-5-0
5-4-0		0-0-0	0-0-0		HOME		0-0-0		0-0-0		5-4-0
4-5-0		0-3-0	2-1-0		AWAY		0-0-0		0-0-0		2-1-0
0-0-0		0-0-0	0-0-0		NEUTRAL		0-0-0		0-0-0		0-0-0
RPI S	Opponent	Score	RPI S	Opponent	Score	RPI S	Opponent	Score	RPI S	Opponent	Score
6 H	North Carolina	2 14	49 A	Louisiana Tech	6 4	83 A	UNCG	0 2	128 H	High Point	5 2
7 A	Georgia	2 12	49 A	Louisiana Tech	6 10	90 H	Wake Forest	13 1	151 H	FIU	10 9
7 A	Georgia	7 10	49 A	Louisiana Tech	9 1				151 H	FIU	8 6
7 A	Georgia	4 6							151 H	FIU	6 12
8 H	Arkansas	6 3							181 A	Middle Tenn.	4 0
9 A	NC State	6 9							181 A	Middle Tenn.	2 12
10 H	East Carolina	5 6							181 A	Middle Tenn.	7 5
10 H	East Carolina	1 3							198 H	UAB	10 18
10 H	East Carolina	2 12							198 H	UAB	7 1
14 A	Fla. Atlantic	2 5							198 H	UAB	3 4
14 A	Fla. Atlantic	4 5							208 H	Siena	9 2
14 A	Fla. Atlantic	5 6							208 H	Siena	12 5
									208 H	Siena	10 1
									208 H	Siena	14 3
									249 H	Old Dominion	5 3
									249 H	Old Dominion	0 7
									249 H	Old Dominion	4 3
									255 A	Charleston So.	14 3
									255 H	Charleston So.	3 2
									278 H	Iona	9 2
									278 H	Iona	6 2
									278 H	Iona	10 3
			LAST 10 GAMES								
			249 H	Old Dominion	0 7	49 A	Louisiana Tech	9 1			
			249 H	Old Dominion	5 3	49 A	Louisiana Tech	6 4			
			249 H	Old Dominion	4 3	255 H	Charleston So.	3 2			
			128 H	High Point	5 2	14 A	Fla. Atlantic	5 6			
			49 A	Louisiana Tech	6 10	14 A	Fla. Atlantic	4 5			

Non-Div. I Games:

Charlotte

Average RPI Win:	118	WON-LOST RECORD	WINNING PCT. RANK	LAST 10 GAMES	STRENGTH OF SCHEDULE	OPP. STRENGTH OF SCHEDULE	TEAM RPI	ADJ RPI	CONF. RPI	ADJ CONF. RPI	
DIV. I ONLY	21-15-0	.58333	89	5-5-0	170	38	109	.51616	109	15	15
DIV. I NON-CONF.	14-10-0	.58333	96	0-1-0	180	14	142	.50318	142	14	14
<hr/>											
TOTALS	RPI 1-25	RPI 26-50		W-L RECORDS	RPI 51-100		RPI 101-150		RPI 150+		
21-15-0	0-0-0	0-0-0		OVERALL	9-7-0		6-2-0		6-6-0		
15-7-0	0-0-0	0-0-0		HOME	5-2-0		6-2-0		4-3-0		
6-8-0	0-0-0	0-0-0		AWAY	4-5-0		0-0-0		2-3-0		
0-0-0	0-0-0	0-0-0		NEUTRAL	0-0-0		0-0-0		0-0-0		
14-10-0	0-0-0	0-0-0		NON-CONFERENCE	6-4-0		6-2-0		2-4-0		
13-6-0	0-0-0	0-0-0		HOME	5-2-0		6-2-0		2-2-0		
1-4-0	0-0-0	0-0-		AWAY	1-2-0		0-0-0		0-2-0		
0-0-0	0-0-0	0-0-0		NEUTRAL	0-0-0		0-0-0		0-0-0		
7-5-0	0-0-0	0-0-0		CONFERENCE	3-3-0		0-0-0		4-2-0		
2-1-0	0-0-0	0-0-0		HOME	0-0-0		0-0-0		2-1-0		
5-4-0	0-0-0	0-0-0		AWAY	3-3-0		0-0-0		2-1-0		
0-0-0	0-0-0	0-0-0		NEUTRAL	0-0-0		0-0-0		0-0-0		
RPI	S	Opponent	Score	RPI	S	Opponent	Score	RPI	S	Opponent	Score
						58 A LSU	4 2	106 H Illinois St.			6 1
						58 A LSU	1 5	106 H Illinois St.			7 6
						58 A LSU	1 14	106 H Illinois St.			7 6
						62 H Seton Hall	3 2	106 H Illinois St.			7 3
						62 H Seton Hall	8 6	133 H BYU			3 4
						62 H Seton Hall	1 5	133 H BYU			8 3
						62 H Seton Hall	8 9	133 H BYU			3 2
						63 A Cal St. Fullerton	6 4	133 H BYU			3 4
						63 A Cal St. Fullerton	0 8	154 H Loyola Marymount			5 3
						63 A Cal St. Fullerton	3 6	154 H Loyola Marymount			2 4
						72 A UC Irvine	4 3	154 H Loyola Marymount			0 3
						72 A UC Irvine	4 12	154 H Loyola Marymount			4 0
						72 A UC Irvine	14 2	170 A Paci fic			1 10
						78 H Air Force	4 0	199 A UC Davis			5 3
						78 H Air Force	4 1	199 A UC Davis			3 10
						78 H Air Force	2 1	199 A UC Davis			8 5
								215 A CSU Bakersfi el d			3 4
								225 H UC Ri versi de			5 4
								225 H UC Ri versi de			5 0
								225 H UC Ri versi de			2 9
LAST 10 GAMES											
						63 A Cal St. Fullerton	0 8	225 H UC Ri versi de			2 9
						63 A Cal St. Fullerton	6 4	225 H UC Ri versi de			5 4
						63 A Cal St. Fullerton	3 6	199 A UC Davi s			3 10
						215 A CSU Bakersfi el d	3 4	199 A UC Davi s			8 5
						225 H UC Ri versi de	5 0	199 A UC Davi s			5 3

Non-Div. I Games:

Hawai i

Average RPI Win:		116	WON-LOST RECORD		18-22-0	.45	180	LAST 10 GAMES		5-5-0	STRENGTH OF SCHEDULE		33	OPP. STRENGTH OF SCHEDULE		130	110	.51611	110	CONF. RPI		14	ADJ CONF. RPI		14	
Average RPI Loss:		104	PCT. RANK		11-11-0	.5	139			2-0-0			1			74	39	.56182	39			11			11	
DIV. I ONLY																										
DIV. I NON-CONF.																										
TOTALS		RPI 1-25		RPI 26-50		W-L RECORDS		RPI 51-100		RPI 101-150		RPI 150+														
18-22-0		1-1-0		2-3-0		OVERALL		5-6-0		2-7-0		8-5-0														
12-12-0		1-0-0		2-3-0		HOME		3-3-0		1-2-0		5-4-0														
6-10-0		0-1-0		0-0-0		AWAY		2-3-0		1-5-0		3-1-0														
0-0-0		0-0-0		0-0-0		NEUTRAL		0-0-0		0-0-0		0-0-0														
11-11-0		1-1-0		2-3-0		NON-CONFERENCE		5-6-0		0-0-0		3-1-0														
8-7-0		1-0-0		2-3-0		HOME		3-3-0		0-0-0		2-1-0														
3-4-0		0-1-0		0-0-		AWAY		2-3-0		0-0-0		1-0-0														
0-0-0		0-0-0		0-0-0		NEUTRAL		0-0-0		0-0-0		0-0-0														
7-11-0		0-0-0		0-0-0		CONFERENCE		0-0-0		2-7-0		5-4-0														
4-5-0		0-0-0		0-0-0		HOME		0-0-0		1-2-0		3-3-0														
3-6-0		0-0-0		0-0-0		AWAY		0-0-0		1-5-0		2-1-0														
0-0-0		0-0-0		0-0-0		NEUTRAL		0-0-0		0-0-0		0-0-0														
RPI	S	Opponent		Score		RPI	S	Opponent		Score		RPI	S	Opponent		Score		RPI	S	Opponent		Score				
1	A	Stanford		0 3		26	H	Indiana		5 6		54	H	Michigan		5 1		113	A	Pepperdi ne		0 4				
8	H	Arkansas		7 6		26	H	Indiana		4 10		59	A	San Di ego St.		3 2		113	A	Pepperdi ne		1 14				
						26	H	Indiana		4 8		59	H	San Di ego St.		3 9		113	A	Pepperdi ne		4 7				
						26	H	Indiana		6 5		63	A	Cal St. Fullerton		3 9		115	A	San Franci sco		2 4				
						38	H	Ari zona		5 3		63	H	Cal St. Fullerton		10 4		115	A	San Franci sco		5 0				
												72	H	UC Ir vine		1 2		115	A	San Franci sco		4 8				
												82	A	Houston		7 4		130	H	Saint Mary' s (CA)		9 8				
												82	A	Houston		3 4		130	H	Saint Mary' s (CA)		5 6				
												82	A	Houston		2 5		130	H	Saint Mary' s (CA)		2 16				
												98	H	Cal i forn i a		1 6		152	H	Ci nci nnati		4 7				
												98	H	Cal i forn i a		11 8		152	H	Ci nci nnati		4 3				
																		154	H	Loyol a Marymount		18 6				
																		154	H	Loyol a Marymount		3 4				
																		154	H	Loyol a Marymount		11 4				
																		158	H	Grand Canyon		8 4				
																		170	A	Paci fi c		7 9				
																		170	A	Paci fi c		7 4				
																		170	A	Paci fi c		9 0				
																		225	A	UC Ri versi de		11 2				
																		228	H	Santa Cl ara		2 13				
																		228	H	Santa Cl ara		7 16				
																		228	H	Santa Cl ara		8 2				
LAST 10 GAMES																										
113 A Pepperdi ne						4 7						130 H Saint Mary' s (CA)						5 6								
113 A Pepperdi ne						0 4						130 H Saint Mary' s (CA)						9 8								
113 A Pepperdi ne						1 14						225 A UC Ri versi de						11 2								
63 H Cal St. Fullerton						10 4						154 H Loyol a Marymount						18 6								
130 H Saint Mary' s (CA)						2 16						154 H Loyol a Marymount						11 4								

Non-Div. I Games:

San Di ego

Average RPI Win:		158	WON-LOST RECORD		WINNING PCT. RANK		LAST 10 GAMES		STRENGTH OF SCHEDULE		OPP. STRENGTH OF SCHEDULE		TEAM RPI		ADJ RPI		CONF. RPI		ADJ CONF. RPI					
DIV. I ONLY			18-18-0		.5		145		4-6-0		128		18		111		.51552		111		5		5	
DIV. I NON-CONF.			11-6-0		.64706		64		1-1-0		238		78		111		.51735		111		5		5	
TOTALS		RPI 1-25		RPI 26-50				W-L RECORDS				RPI 51-100				RPI 101-150				RPI 150+				
18-18-0		1-5-0		2-5-0				OVERALL				2-4-0				3-1-0				10-3-0				
10-8-0		0-0-0		1-2-0				HOME				1-3-0				0-0-0				8-3-0				
7-10-0		1-5-0		0-3-0				AWAY				1-1-0				3-1-0				2-0-0				
1-0-0		0-0-0		1-0-0				NEUTRAL				0-0-0				0-0-0				0-0-0				
11-6-0		1-2-0		0-0-0				NON-CONFERENCE				1-2-0				1-0-0				8-2-0				
6-3-0		0-0-0		0-0-0				HOME				0-1-0				0-0-0				6-2-0				
5-3-0		1-2-0		0-0-				AWAY				1-1-0				1-0-0				2-0-0				
0-0-0		0-0-0		0-0-0				NEUTRAL				0-0-0				0-0-0				0-0-0				
7-12-0		0-3-0		2-5-0				CONFERENCE				1-2-0				2-1-0				2-1-0				
4-5-0		0-0-0		1-2-0				HOME				1-2-0				0-0-0				2-1-0				
2-7-0		0-3-0		0-3-0				AWAY				0-0-0				2-1-0				0-0-0				
1-0-0		0-0-0		1-0-0				NEUTRAL				0-0-0				0-0-0				0-0-0				
RPI	S	Opponent		Score		RPI	S	Opponent		Score		RPI	S	Opponent		Score		RPI	S	Opponent		Score		
1	A	Stanford		1	11	30	A	UCLA		2	19	63	A	Cal St. Fullerton		3	1	132	A	Long Beach St.		5	1	
1	A	Stanford		1	5	30	A	UCLA		1	16	64	H	Washington		5	9	138	A	Arizona St.		8	4	
1	A	Stanford		0	18	30	A	UCLA		3	7	64	H	Washington		1	0	138	A	Arizona St.		10	1	
8	A	Arkansas		3	1	30	N	UCLA		3	2	64	H	Washington		2	5	138	A	Arizona St.		1	5	
8	A	Arkansas		0	4	38	H	Ari zona		12	2	72	A	UC Irvine		7	8	154	A	Loyol a Marymount		6	1	
8	A	Arkansas		6	7	38	H	Ari zona		2	14	86	H	TCU		1	10	154	H	Loyol a Marymount		3	2	
						38	H	Ari zona		2	4							165	A	UC Santa Barbara		9	3	
																		165	H	UC Santa Barbara		5	8	
																		218	H	Utah		2	0	
																		218	H	Utah		5	2	
																		218	H	Utah		0	4	
																		240	H	Utah Valley		8	6	
																		240	H	Utah Valley		1	5	
																		240	H	Utah Valley		5	4	
																		282	H	Villanova		12	6	
																		282	H	Villanova		15	6	
																		282	H	Villanova		5	2	
						LAST 10 GAMES																		
						30	A	UCLA		3	7	38	H	Ari zona		2	4							
						30	A	UCLA		2	19	38	H	Ari zona		12	2							
						30	A	UCLA		1	16	38	H	Ari zona		2	14							
						154	A	Loyol a Marymount		6	1	138	A	Ari zona St.		8	4							
						165	H	UC Santa Barbara		5	8	138	A	Ari zona St.		10	1							

Non-Div. I Games:

Southern California

[illegible]

Non-Div. I Games:

Wright St.

Average RPI Win: 144		WON-LOST RECORD		WINNING PCT. RANK		LAST 10 GAMES		STRENGTH OF SCHEDULE		OPP. STRENGTH OF SCHEDULE		TEAM RPI		ADJ RPI		CONF. RPI		ADJ CONF. RPI	
DIV. I ONLY		21-17-0		.55263 106		8-2-0		139		94		113		.5148 113		14		14	
DIV. I NON-CONF.		9-11-0		.45 175		1-1-0		93		64		159		.49718 159		11		11	
TOTALS		RPI 1-25		RPI 26-50		W-L RECORDS		RPI 51-100		RPI 101-150		RPI 150+							
21-17-0		1-0-0		2-3-0		OVERALL		1-4-0		7-5-0		10-5-0							
13-8-0		0-0-0		2-2-0		HOME		0-0-0		6-3-0		5-3-0							
7-8-0		1-0-0		0-1-0		AWAY		1-3-0		1-2-0		4-2-0							
1-1-0		0-0-0		0-0-0		NEUTRAL		0-1-0		0-0-0		1-0-0							
9-11-0		1-0-0		2-3-0		NON-CONFERENCE		0-2-0		2-4-0		4-2-0							
6-6-0		0-0-0		2-2-0		HOME		0-0-0		1-2-0		3-2-0							
2-4-0		1-0-0		0-0-		AWAY		0-1-0		1-2-0		0-0-0							
1-1-0		0-0-0		0-0-0		NEUTRAL		0-1-0		0-0-0		1-0-0							
12-6-0		0-0-0		0-0-0		CONFERENCE		1-2-0		5-1-0		6-3-0							
7-2-0		0-0-0		0-0-0		HOME		0-0-0		5-1-0		2-1-0							
5-4-0		0-0-0		0-0-0		AWAY		1-2-0		0-0-0		4-2-0							
0-0-0		0-0-0		0-0-0		NEUTRAL		0-0-0		0-0-0		0-0-0							
RPI	S	Opponent		Score		RPI	S	Opponent		Score		RPI	S	Opponent		Score			
10	A	East Carolina		12	2	30	A	UCLA		1	2	63	A	Cal St. Fullerton		2	3		
						49	H	Loui si ana Tech		1	0	65	N	Missouri St.		7	8		
						49	H	Loui si ana Tech		3	9	67	A	Gonzaga		0	7		
						49	H	Loui si ana Tech		2	1	67	A	Gonzaga		0	1		
						49	H	Loui si ana Tech		2	3	67	A	Gonzaga		11	8		

Non-Div. I Games:

Pepperdine

Average RPI Win: 211		WON-LOST RECORD		WINNING PCT. RANK		LAST 10 GAMES		STRENGTH OF SCHEDULE		OPP. STRENGTH OF SCHEDULE		TEAM RPI		ADJ RPI		CONF. RPI		ADJ CONF. RPI	
DIV. I ONLY		22-17-0		.5641 101		5-5-0		141		212		114		.51456 114		23		23	
DIV. I NON-CONF.		14-13-0		.51852 136		2-2-0		104		199		122		.51387 122		26		26	
TOTALS		RPI 1-25		RPI 26-50		W-L RECORDS		RPI 51-100		RPI 101-150		RPI 150+							
22-17-0		0-3-0		1-6-0		OVERALL		0-1-0		2-1-0		19-6-0							
16-4-0		0-0-0		0-0-0		HOME		0-0-0		0-0-0		16-4-0							
6-12-0		0-3-0		1-5-0		AWAY		0-1-0		2-1-0		3-2-0							
0-1-0		0-0-0		0-1-0		NEUTRAL		0-0-0		0-0-0		0-0-0							
14-13-0		0-3-0		1-6-0		NON-CONFERENCE		0-1-0		0-0-0		13-3-0							
12-2-0		0-0-0		0-0-0		HOME		0-0-0		0-0-0		12-2-0							
2-10-0		0-3-0		1-0-		AWAY		0-1-0		0-0-0		1-1-0							
0-1-0		0-0-0		0-1-0		NEUTRAL		0-0-0		0-0-0		0-0-0							
8-4-0		0-0-0		0-0-0		CONFERENCE		0-0-0		2-1-0		6-3-0							
4-2-0		0-0-0		0-0-0		HOME		0-0-0		0-0-0		4-2-0							
4-2-0		0-0-0		0-0-0		AWAY		0-0-0		2-1-0		2-1-0							
0-0-0		0-0-0		0-0-0		NEUTRAL		0-0-0		0-0-0		0-0-0							
RPI	S	Opponent		Score		RPI	S	Opponent		Score		RPI	S	Opponent		Score			
14	A	Fla. Atlantic		0	3	27	A	Stetson		9	0	74	A	Virginia		2	3		
14	A	Fla. Atlantic		2	3	27	A	Stetson		4	8	144	A	Fordham		2	7		
14	A	Fla. Atlantic		1	6	27	A	Stetson		0	3	144	A	Fordham		5	3		
						40	N	Minnesota		5	12	169	H	VMI		4	2		
						50	A	Baylor		1	5	169	H	VMI		8	5		
						50	A	Baylor		1	6	169	H	VMI		7	9		
						50	A	Baylor		3	6	171	H	Richmond		4	5		
												171	H	Richmond		4	6		
												171	H	Richmond		6	0		
												178	H	Monmouth		6	4		
												178	H	Monmouth		3	7		
												178	H	Monmouth		18	6		
												206	H	Georgetown		6	3		
												213	A	William & Mary		9	5		
												219	H	N. C. Central		10	4		
												219	H	N. C. Central		1	0		
												219	H	N. C. Central		19	7		
												229	A	UMBC		5	7		
												229	H	UMBC		5	2		
												252	A	Dayton		17	2		
												252	A	Dayton		9	15		
												252	A	Dayton		9	2		
												262	H	Towson		13	2		
												265	H	La Salle		5	4		
												265	H	La Salle		11	6		
												265	H	La Salle		8	2		
												296	H	UMES		8	3		
												297	H	Delaware St.		12	6		
						LAST 10 GAMES													
						144	A	Fordham		7	2	171	H	Richmond		6	0		
						144	A	Fordham		2	7	171	H	Richmond		4	6		
						144	A	Fordham		5	3	229	A	UMBC		5	7		
						74	A	Virginia		2	3	219	H	N. C. Central		19	7		
						171	H	Richmond		4	5	219	H	N. C. Central		1	0		

Non-Div. I Games:

George Washington

Average RPI Win:	145	WON-LOST RECORD	WINNING PCT. RANK	LAST 10 GAMES	STRENGTH OF SCHEDULE	OPP. STRENGTH OF SCHEDULE	TEAM RPI	ADJ RPI	CONF. RPI	ADJ CONF. RPI		
DIV. I ONLY		23-17-0	.575	93	4-6-0	183	85	115	.51455	115	14	14
DIV. I NON-CONF.		11-11-0	.5	139	1-1-0	184	70	152	.49882	152	11	11
<hr/>												
TOTALS	RPI 1-25	RPI 26-50		W-L RECORDS		RPI 51-100		RPI 101-150		RPI 150+		
23-17-0	0-0-0	0-0-0		OVERALL		4-7-0		7-5-0		12-5-0		
12-8-0	0-0-0	0-0-0		HOME		2-4-0		5-3-0		5-1-0		
11-9-0	0-0-0	0-0-0		AWAY		2-3-0		2-2-0		7-4-0		
0-0-0	0-0-0	0-0-0		NEUTRAL		0-0-0		0-0-0		0-0-0		
11-11-0	0-0-0	0-0-0		NON-CONFERENCE		2-6-0		3-3-0		6-2-0		
5-6-0	0-0-0	0-0-0		HOME		0-3-0		3-2-0		2-1-0		
6-5-0	0-0-0	0-0-		AWAY		2-3-0		0-1-0		4-1-0		
0-0-0	0-0-0	0-0-0		NEUTRAL		0-0-0		0-0-0		0-0-0		
12-6-0	0-0-0	0-0-0		CONFERENCE		2-1-0		4-2-0		6-3-0		
7-2-0	0-0-0	0-0-0		HOME		2-1-0		2-1-0		3-0-0		
5-4-0	0-0-0	0-0-0		AWAY		0-0-0		2-1-0		3-3-0		
0-0-0	0-0-0	0-0-0		NEUTRAL		0-0-0		0-0-0		0-0-0		
RPI	S	Opponent	Score	RPI	S	Opponent	Score	RPI	S	Opponent	Score	
						52 H Nevada	3 6	110 H San Di ego			8 4	
						53 A Oregon	5 1	110 H San Di ego			4 2	
						53 H Oregon	2 5	110 H San Di ego			0 5	
						67 H Gonzaga	3 0	122 A Fresno St.			2 3	
						67 H Gonzaga	0 6	122 H Fresno St.			1 9	
						67 H Gonzaga	1 0	123 H Xavier			8 2	
						73 A UTSA	11 2	123 H Xavier			8 5	
						73 A UTSA	1 11	123 H Xavier			1 0	
						73 A UTSA	5 13	123 H Xavier			6 14	
						98 A Cal i forni a	7 8	130 A Saint Mary's (CA)			1 0	
						98 H Cal i forni a	4 5	130 A Saint Mary's (CA)			4 5	
								130 A Saint Mary's (CA)			5 3	
								154 A Loyol a Marymount			3 4	
								154 A Loyol a Marymount			3 6	
								154 A Loyol a Marymount			3 6	
								170 H Paci fic			9 1	
								170 H Paci fic			9 2	
								170 H Paci fic			7 6	
								173 A Sacramento St.			2 0	
								173 H Sacramento St.			8 2	
								176 A San Jose St.			7 1	
								176 H San Jose St.			1 6	
								176 H San Jose St.			10 0	
								190 A Portl and			6 4	
								190 A Portl and			6 4	
								190 A Portl and			4 0	
								225 A UC Ri versi de			4 1	
								225 A UC Ri versi de			2 1	
								225 A UC Ri versi de			2 3	
LAST 10 GAMES												
						67 H Gonzaga	3 0	154 A Loyol a Marymount			3 6	
						67 H Gonzaga	1 0	154 A Loyol a Marymount			3 6	
						67 H Gonzaga	0 6	98 A Cal i forni a			7 8	
						176 A San Jose St.	7 1	130 A Saint Mary's (CA)			1 0	
						154 A Loyol a Marymount	3 4	130 A Saint Mary's (CA)			4 5	

Non-Div. I Games:

San Franci sco

Average RPI Win:	194	WON-LOST RECORD	WINNING PCT. RANK	LAST 10 GAMES	STRENGTH OF SCHEDULE	OPP. STRENGTH OF SCHEDULE	TEAM RPI	ADJ RPI	CONF. RPI	ADJ CONF. RPI	
Average RPI Loss:	121										
DIV. I ONLY	15-16-0	.48387	163	5-5-0	133	210	116	.51438	116	18	18
DIV. I NON-CONF.	6-9-0	.4	197	1-0-0	116	147	117	.51458	117	20	20
<hr/>											
TOTALS	RPI 1-25	RPI 26-50		W-L RECORDS	RPI 51-100		RPI 101-150		RPI 150+		
15-16-0	0-0-0	0-2-0		OVERALL	3-6-0		2-3-0		10-5-0		
2-5-0	0-0-0	0-0-0		HOME	1-1-0		1-2-0		0-2-0		
13-9-0	0-0-0	0-2-0		AWAY	2-5-0		1-1-0		10-1-0		
0-2-0	0-0-0	0-0-0		NEUTRAL	0-0-0		0-0-0		0-2-0		
<hr/>											
6-9-0	0-0-0	0-2-0		NON-CONFERENCE	3-5-0		0-0-0		3-2-0		
1-0-0	0-0-0	0-0-0		HOME	1-0-0		0-0-0		0-0-0		
5-7-0	0-0-0	0-0-		AWAY	2-5-0		0-0-0		3-0-0		
0-2-0	0-0-0	0-0-0		NEUTRAL	0-0-0		0-0-0		0-2-0		
<hr/>											
9-7-0	0-0-0	0-0-0		CONFERENCE	0-1-0		2-3-0		7-3-0		
1-5-0	0-0-0	0-0-0		HOME	0-1-0		1-2-0		0-2-0		
8-2-0	0-0-0	0-0-0		AWAY	0-0-0		1-1-0		7-1-0		
0-0-0	0-0-0	0-0-0		NEUTRAL	0-0-0		0-0-0		0-0-0		
<hr/>											
RPI	S	Opponent	Score	RPI	S	Opponent	Score	RPI	S	Opponent	Score
				28	A	Oklahoma	5 11	80	H	Army West Point	3 6
				28	A	Oklahoma	0 1	82	A	Houston	2 3
								82	A	Houston	3 2
								82	A	Houston	1 7
								89	H	Rhode Island	9 4
								95	A	Ga. Southern	5 10
								100	A	Mercer	6 33
								100	A	Mercer	4 12
								100	A	Mercer	7 3
								125	A	Navy	1 5
								125	A	Navy	3 1
								125	H	Navy	5 9
								125	H	Navy	3 2
								125	H	Navy	0 1
								155	N	Harvard	2 10
								160	N	Valparaiso	6 20
								216	A	Bucknell	0 5
								216	A	Bucknell	9 4
								216	H	Bucknell	0 6
								216	H	Bucknell	1 2
								217	A	Lehigh	11 4
								217	A	Lehigh	4 2
								217	A	Lehigh	8 0
								253	A	Lafayette	2 1
								253	A	Lafayette	7 6
								253	A	Lafayette	6 4
								255	A	Charleston So.	5 0
								255	A	Charleston So.	5 2
								255	A	Charleston So.	8 0
<hr/>											
LAST 10 GAMES											
				253	A	Lafayette	7 6	216	H	Bucknell	1 2
				253	A	Lafayette	2 1	89	H	Rhode Island	9 4
				253	A	Lafayette	6 4	125	H	Navy	3 2
				80	H	Army West Point	3 6	125	H	Navy	0 1
				216	H	Bucknell	0 6	125	H	Navy	5 9

Non-Div. I Games:

Holy Cross

Average RPI Win: 132		WON-LOST RECORD		WINNING PCT. RANK		LAST 10 GAMES		STRENGTH OF SCHEDULE		OPP. STRENGTH OF SCHEDULE		TEAM RPI		ADJ RPI		CONF. RPI		ADJ CONF. RPI	
DIV. I ONLY		20-19-0		.51282 141		6-4-0		116		78		117		.51408 117		6		6	
DIV. I NON-CONF.		10-11-0		.47619 155		2-1-0		49		137		119		.51429 119		6		6	
TOTALS		RPI 1-25		RPI 26-50		W-L RECORDS		RPI 51-100		RPI 101-150		RPI 150+							
20-19-0		1-3-0		2-1-0		OVERALL		7-8-0		1-2-0		9-5-0							
15-6-0		0-0-0		2-0-0		HOME		4-0-0		1-2-0		8-4-0							
5-12-0		1-3-0		0-0-0		AWAY		3-8-0		0-0-0		1-1-0							
0-1-0		0-0-0		0-1-0		NEUTRAL		0-0-0		0-0-0		0-0-0							
10-11-0		1-3-0		2-1-0		NON-CONFERENCE		1-2-0		1-2-0		5-3-0							
8-4-0		0-0-0		2-0-0		HOME		1-0-0		1-2-0		4-2-0							
2-6-0		1-3-0		0-0-		AWAY		0-2-0		0-0-0		1-1-0							
0-1-0		0-0-0		0-1-0		NEUTRAL		0-0-0		0-0-0		0-0-0							
10-8-0		0-0-0		0-0-0		CONFERENCE		6-6-0		0-0-0		4-2-0							
7-2-0		0-0-0		0-0-0		HOME		3-0-0		0-0-0		4-2-0							
3-6-0		0-0-0		0-0-0		AWAY		3-6-0		0-0-0		0-0-0							
0-0-0		0-0-0		0-0-0		NEUTRAL		0-0-0		0-0-0		0-0-0							
RPI	S	Opponent	Score		RPI	S	Opponent	Score		RPI	S	Opponent	Score		RPI	S	Opponent	Score	
15	A	Texas A&M	5	1	40	H	Minnesota	13	5	55	A	Little Rock	1	5	112	H	Wright St.	2	7
20	A	Wichita St.	4	5	41	H	DBU	7	2	55	A	Little Rock	15	13	112	H	Wright St.	11	10
20	A	Wichita St.	3	12	50	N	Baylor	1	9	55	A	Little Rock	4	5	112	H	Wright St.	6	8
20	A	Wichita St.	1	5						56	H	Sam Houston St.	4	3	168	H	A&M-Corpus Christi	1	2
										68	A	Louisiana	2	4	168	H	A&M-Corpus Christi	7	9
										68	A	Louisiana	0	2	168	H	A&M-Corpus Christi	6	3
										68	A	Louisiana	4	2	195	H	La. -Monroe	5	2
										75	H	Georgia St.	6	5	195	H	La. -Monroe	0	2
										75	H	Georgia St.	12	10	195	H	La. -Monroe	5	0
										75	H	Georgia St.	6	4	210	H	Arkansas St.	4	2
										86	A	TCU	5	6	210	H	Arkansas St.	11	2
										86	A	TCU	1	14	210	H	Arkansas St.	4	6
										95	A	Ga. Southern	0	7	238	A	SFA	4	7
										95	A	Ga. Southern	5	2	238	H	SFA	6	5
										95	A	Ga. Southern	5	2	238	H	SFA	10	9
										95	A	Ga. Southern	1	4	244	A	Abilene Christian	12	8
															244	H	Abilene Christian	3	0
					LAST 10 GAMES														
					95 A Ga. Southern					210 H Arkansas St.					4				
					95 A Ga. Southern					210 H Arkansas St.					4				
					95 A Ga. Southern					56 H Sam Houston St.					4				
					41 H DBU					86 A TCU					5				
					210 H Arkansas St.					68 A Louisiana					4				

Non-Div. I Games:

UT Arlington

Average RPI Win: 146		WON-LOST	WINNING	LAST 10	STRENGTH OF		OPP. STRENGTH	TEAM	ADJ	CONF.	ADJ CONF.
Average RPI Loss: 110		RECORD	PCT. RANK	GAMES	SCHEDULE		OF SCHEDULE	RPI	RPI	RPI	RPI
DIV. I ONLY		17-21-0	.44737	182	3-7-0		54	143	118	.51386	118
DIV. I NON-CONF.		13-12-0	.52	133	1-2-0		106	171	123	.5135	123
TOTALS		RPI 1-25	RPI 26-50		W-L RECORDS		RPI 51-100		RPI 101-150		RPI 150+
17-21-0		1-4-0	3-6-0		OVERALL		0-0-0		3-4-0		10-7-0
7-8-0		0-0-0	2-3-0		HOME		0-0-0		1-2-0		4-3-0
5-10-0		1-2-0	1-3-0		AWAY		0-0-0		2-2-0		1-3-0
5-3-0		0-2-0	0-0-0		NEUTRAL		0-0-0		0-0-0		5-1-0
13-12-0		1-4-0	0-1-0		NON-CONFERENCE		0-0-0		2-2-0		10-5-0
5-5-0		0-0-0	0-0-0		HOME		0-0-0		1-2-0		4-3-0
3-4-0		1-2-0	0-0-		AWAY		0-0-0		1-0-0		1-1-0
5-3-0		0-2-0	0-0-0		NEUTRAL		0-0-0		0-0-0		5-1-0
4-9-0		0-0-0	3-5-0		CONFERENCE		0-0-0		1-2-0		0-2-0
2-3-0		0-0-0	2-3-0		HOME		0-0-0		0-0-0		0-0-0
2-6-0		0-0-0	1-2-0		AWAY		0-0-0		1-2-0		0-2-0
0-0-0		0-0-0	0-0-0		NEUTRAL		0-0-0		0-0-0		0-0-0
RPI S	Opponent	Score	RPI S	Opponent	Score	RPI S	Opponent	Score	RPI S	Opponent	Score
4 N	Oregon St.	3 10	34 A	Creighton	1 3				121 A	Kansas St.	11 9
4 N	Oregon St.	1 9	39 A	Ohio St.	7 3				121 H	Kansas St.	3 4
20 A	Wichita St.	3 6	39 A	Ohio St.	14 15				140 A	Rutgers	4 8
20 A	Wichita St.	10 9	39 A	Ohio St.	4 7				140 A	Rutgers	2 4
20 A	Wichita St.	1 9	40 H	Minnesota	1 5				140 A	Rutgers	12 4
			40 H	Minnesota	0 2				148 H	Northwestern St.	2 6
			40 H	Minnesota	8 2				148 H	Northwestern St.	7 6
			45 H	Iowa	1 7				162 N	Washington St.	8 3
			45 H	Iowa	10 4				162 N	Washington St.	5 3
									180 H	Cal Poly	13 2
									180 H	Cal Poly	4 0
									180 H	Cal Poly	8 14
									180 H	Cal Poly	22 3
									194 A	Oral Roberts	4 11
									194 A	Oral Roberts	11 10
									203 A	Michigan St.	3 5
									203 A	Michigan St.	5 17
									205 H	Northern Colo.	3 6
									205 H	Northern Colo.	14 2
									218 N	Utah	4 2
									218 N	Utah	7 4
									225 N	UC Riverside	1 8
									225 N	UC Riverside	8 3
									273 H	Omaha	7 8
			LAST 10 GAMES								
			140 A	Rutgers	4 8	45 H	Iowa	1 7			
			140 A	Rutgers	12 4	45 H	Iowa	10 4			
			140 A	Rutgers	2 4	121 A	Kansas St.	11 9			
			273 H	Omaha	7 8	203 A	Michigan St.	3 5			
			121 H	Kansas St.	3 4	203 A	Michigan St.	5 17			

Non-Div. I Games:

Nebraska

Average RPI Win: 208		WON-LOST	WINNING	LAST 10	STRENGTH OF		OPP. STRENGTH	TEAM	ADJ	CONF.	ADJ CONF.
Average RPI Loss: 102		RECORD	PCT. RANK	GAMES	SCHEDULE		OF SCHEDULE	RPI	RPI	RPI	RPI
DIV. I ONLY		25-14-0	.64103	59	8-1-0		205	150	120	.51353	120
DIV. I NON-CONF.		14-10-0	.58333	96	1-0-0		235	104	155	.49799	155
TOTALS		RPI 1-25	RPI 26-50		W-L RECORDS		RPI 51-100		RPI 101-150		RPI 150+
25-14-0		0-2-0	0-4-0		OVERALL		1-2-0		2-1-0		22-5-0
18-5-0		0-0-0	0-0-0		HOME		0-0-0		2-1-0		16-4-0
7-8-0		0-1-0	0-4-0		AWAY		1-2-0		0-0-0		6-1-0
0-1-0		0-1-0	0-0-0		NEUTRAL		0-0-0		0-0-0		0-0-0
14-10-0		0-2-0	0-4-0		NON-CONFERENCE		1-2-0		0-0-0		13-2-0
12-2-0		0-0-0	0-0-0		HOME		0-0-0		0-0-0		12-2-0
2-7-0		0-1-0	0-0-		AWAY		1-2-0		0-0-0		1-0-0
0-1-0		0-1-0	0-0-0		NEUTRAL		0-0-0		0-0-0		0-0-0
11-4-0		0-0-0	0-0-0		CONFERENCE		0-0-0		2-1-0		9-3-0
6-3-0		0-0-0	0-0-0		HOME		0-0-0		2-1-0		4-2-0
5-1-0		0-0-0	0-0-0		AWAY		0-0-0		0-0-0		5-1-0
0-0-0		0-0-0	0-0-0		NEUTRAL		0-0-0		0-0-0		0-0-0
RPI S	Opponent	Score	RPI S	Opponent	Score	RPI S	Opponent	Score	RPI S	Opponent	Score
3 A	Texas Tech	0 12	38 A	Arizona	4 5	69 A	Alabama	3 0	147 H	Seattle U	4 5
3 N	Texas Tech	1 2	38 A	Arizona	0 14	69 A	Alabama	2 5	147 H	Seattle U	12 6
			46 A	Mississippi St.	0 6	69 A	Alabama	1 3	147 H	Seattle U	12 2
			46 A	Mississippi St.	1 9				153 A	New Mexico	9 1
									155 H	Harvard	11 9
									155 H	Harvard	23 4
									155 H	Harvard	11 5
									155 H	Harvard	4 5
									173 H	Sacramento St.	8 2
									173 H	Sacramento St.	3 7
									173 H	Sacramento St.	2 6
									205 A	Northern Colo.	12 9
									205 A	Northern Colo.	6 3
									205 A	Northern Colo.	7 13
									211 H	Maine	6 5
									211 H	Maine	14 7
									211 H	Maine	8 5
									211 H	Maine	10 6
									215 A	CSU Bakersfield	9 3
									215 A	CSU Bakersfield	5 2
									215 A	CSU Bakersfield	9 3
									257 H	Chicago St.	12 7
									257 H	Chicago St.	12 4
									257 H	Chicago St.	15 2
									262 H	Towson	13 3
									262 H	Towson	6 11
									262 H	Towson	24 4
									285 H	Mississippi Val.	15 4
									285 H	Mississippi Val.	20 0
									285 H	Mississippi Val.	39 0
			LAST 10 GAMES								
			205 A	Northern Colo.	6 3	257 H	Chicago St.	15 2			
			205 A	Northern Colo.	12 9	153 A	New Mexico	9 1			
			205 A	Northern Colo.	7 13	215 A	CSU Bakersfield	5 2			
			257 H	Chicago St.	12 4	215 A	CSU Bakersfield	9 3			
			257 H	Chicago St.	12 7	215 A	CSU Bakersfield	9 3			

Non-Div. I Games: Sul Ross St. 14 8

New Mexico St.

Average RPI Win: 152		WON-LOST	WINNING	LAST 10	STRENGTH OF		OPP. STRENGTH	TEAM	ADJ	CONF.	ADJ CONF.
Average RPI Loss: 56		RECORD	PCT. RANK	GAMES	SCHEDULE		OF SCHEDULE	RPI	RPI	RPI	RPI
DIV. I ONLY		17-23-0	.425	198	2-8-0		38	69	121	.5133	121
DIV. I NON-CONF.		14-11-0	.56	113	1-1-0		71	177	97	.52406	96
TOTALS		RPI 1-25	RPI 26-50		W-L RECORDS		RPI 51-100		RPI 101-150		RPI 150+
17-23-0		0-4-0	3-10-0		OVERALL		4-7-0		3-1-0		7-1-0
11-10-0		0-0-0	2-5-0		HOME		4-4-0		0-1-0		5-0-0
5-11-0		0-4-0	1-3-0		AWAY		0-3-0		2-0-0		2-1-0
1-2-0		0-0-0	0-2-0		NEUTRAL		0-0-0		1-0-0		0-0-0
14-11-0		0-1-0	0-4-0		NON-CONFERENCE		4-4-0		3-1-0		7-1-0
9-6-0		0-0-0	0-1-0		HOME		4-4-0		0-1-0		5-0-0
4-3-0		0-1-0	0-0-		AWAY		0-0-0		2-0-0		2-1-0
1-2-0		0-0-0	0-2-0		NEUTRAL		0-0-0		1-0-0		0-0-0
3-12-0		0-3-0	3-6-0		CONFERENCE		0-3-0		0-0-0		0-0-0
2-4-0		0-0-0	2-4-0		HOME		0-0-0		0-0-0		0-0-0
1-8-0		0-3-0	1-2-0		AWAY		0-3-0		0-0-0		0-0-0
0-0-0		0-0-0	0-0-0		NEUTRAL		0-0-0		0-0-0		0-0-0
RPI	S	Opponent	Score	RPI	S	Opponent	Score	RPI	S	Opponent	Score
3	A	Texas Tech	4 21	26	N	Indiana	0 5	61	H	Col. of Charleston	7 3
3	A	Texas Tech	6 9	29	N	South Ala.	5 12	61	H	Col. of Charleston	0 6
3	A	Texas Tech	6 26	32	A	West Virginia	0 6	61	H	Col. of Charleston	0 8
24	A	Coastal Caro.	3 4	32	A	West Virginia	7 4	79	H	Austin Peay	15 10
				32	A	West Virginia	5 8	79	H	Austin Peay	2 4
				33	H	Texas	5 2	86	A	TCU	2 4
				33	H	Texas	11 10	86	A	TCU	2 12
				33	H	Texas	5 9	86	A	TCU	0 6
				34	A	Creighton	3 8	100	H	Mercer	13 6
				34	H	Creighton	3 13	100	H	Mercer	4 11
				36	H	Oklahoma St.	8 13	100	H	Mercer	12 3
				36	H	Oklahoma St.	3 6				
				36	H	Oklahoma St.	1 6				
				LAST 10 GAMES							
				32	A	West Virginia	7 4	3	A	Texas Tech	6 26
				32	A	West Virginia	0 6	3	A	Texas Tech	4 21
				32	A	West Virginia	5 8	118	H	Nebraska	9 11
				118	A	Nebraska	4 3	36	H	Oklahoma St.	8 13
				3	A	Texas Tech	6 9	36	H	Oklahoma St.	1 6

Non-Div. I Games:

Kansas St.

Average RPI Win:		147	WON-LOST RECORD		WINNING PCT. RANK		LAST 10 GAMES		STRENGTH OF SCHEDULE		OPP. STRENGTH OF SCHEDULE		TEAM RPI		ADJ RPI		CONF. RPI		ADJ CONF. RPI		
DIV. I ONLY			23-16-0		.58974 84		5-5-0		168		86		122		.51271 122		7 7				
DIV. I NON-CONF.			14-4-0		.77778 20		1-1-0		198		118		66		.54237 66		7 7				
TOTALS		RPI 1-25		RPI 26-50		W-L RECORDS		RPI 51-100		RPI 101-150		RPI 150+									
23-16-0		0-0-0		0-0-0		OVERALL		2-7-0		8-3-0		13-6-0									
17-8-0		0-0-0		0-0-0		HOME		1-2-0		7-3-0		9-3-0									
6-8-0		0-0-0		0-0-0		AWAY		1-5-0		1-0-0		4-3-0									
0-0-0		0-0-0		0-0-0		NEUTRAL		0-0-0		0-0-0		0-0-0									
14-4-0		0-0-0		0-0-0		NON-CONFERENCE		0-0-0		8-3-0		6-1-0									
13-3-0		0-0-0		0-0-0		HOME		0-0-0		7-3-0		6-0-0									
1-1-0		0-0-0		0-0-		AWAY		0-0-0		1-0-0		0-1-0									
0-0-0		0-0-0		0-0-0		NEUTRAL		0-0-0		0-0-0		0-0-0									
9-12-0		0-0-0		0-0-0		CONFERENCE		2-7-0		0-0-0		7-5-0									
4-5-0		0-0-0		0-0-0		HOME		1-2-0		0-0-0		3-3-0									
5-7-0		0-0-0		0-0-0		AWAY		1-5-0		0-0-0		4-2-0									
0-0-0		0-0-0		0-0-0		NEUTRAL		0-0-0		0-0-0		0-0-0									
RPI	S	Opponent	Score	RPI	S	Opponent	Score	RPI	S	Opponent	Score	RPI	S	Opponent	Score						
								51	A	UNLV	6	7	107	H	Houston Baptist	4	1				
								51	A	UNLV	6	7	107	H	Houston Baptist	7	6				
								51	A	UNLV	4	5	107	H	Houston Baptist	0	2				
								52	H	Nevada	1	5	107	H	Houston Baptist	3	2				
								52	H	Nevada	5	4	115	A	San Francisco	9	1				
								52	H	Nevada	12	18	115	H	San Francisco	3	2				
								59	A	San Diego St.	2	3	130	H	Saint Mary's (CA)	8	5				
								59	A	San Diego St.	7	4	132	H	Long Beach St.	2	0				
								59	A	San Diego St.	0	7	132	H	Long Beach St.	15	7				
												132	H	Long Beach St.	10	24					
												150	H	CSUN	2	15					
												153	A	New Mexico	7	6					
												153	A	New Mexico	11	6					
												153	A	New Mexico	15	5					
												153	H	New Mexico	4	5					
												153	H	New Mexico	5	4					
												153	H	New Mexico	5	1					
												165	A	UC Santa Barbara	2	7					
												165	H	UC Santa Barbara	6	1					
												176	A	San Jose St.	1	10					
												176	A	San Jose St.	1	4					
												176	A	San Jose St.	6	3					
												176	H	San Jose St.	7	10					
												176	H	San Jose St.	7	15					
												176	H	San Jose St.	11	7					
												203	H	Mi chi gan St.	2	1					
												203	H	Mi chi gan St.	5	4					
												203	H	Mi chi gan St.	9	4					
												203	H	Mi chi gan St.	5	4					
												225	H	UC Ri versi de	11	5					

Non-Div. I Games:

Fresno St.

Average RPI Win: 158		WON-LOST RECORD		WINNING PCT. RANK		LAST 10 GAMES		STRENGTH OF SCHEDULE		OPP. STRENGTH OF SCHEDULE		TEAM RPI		ADJ RPI		CONF. RPI		ADJ CONF. RPI	
DIV. I ONLY		13-26-0		.33333 248		2-8-0		34		172		123		.51252 123		12		12	
DIV. I NON-CONF.		10-20-0		.33333 229		0-3-0		17		233		103		.52036 103		12		12	
TOTALS		RPI 1-25		RPI 26-50		W-L RECORDS		RPI 51-100		RPI 101-150		RPI 150+							
13-26-0		1-4-0		1-5-0		OVERALL		1-6-0		2-7-0		8-4-0							
3-3-0		0-1-0		1-2-0		HOME		0-0-0		1-0-0		1-0-0							
8-22-0		1-3-0		0-3-0		AWAY		1-6-0		1-6-0		5-4-0							
2-1-0		0-0-0		0-0-0		NEUTRAL		0-0-0		0-1-0		2-0-0							
10-20-0		1-4-0		0-3-0		NON-CONFERENCE		0-4-0		2-7-0		7-2-0							
2-1-0		0-1-0		0-0-0		HOME		0-0-0		1-0-0		1-0-0							
6-18-0		1-3-0		0-0-		AWAY		0-4-0		1-6-0		4-2-0							
2-1-0		0-0-0		0-0-0		NEUTRAL		0-0-0		0-1-0		2-0-0							
3-6-0		0-0-0		1-2-0		CONFERENCE		1-2-0		0-0-0		1-2-0							
1-2-0		0-0-0		1-2-0		HOME		0-0-0		0-0-0		0-0-0							
2-4-0		0-0-0		0-0-0		AWAY		1-2-0		0-0-0		1-2-0							
0-0-0		0-0-0		0-0-0		NEUTRAL		0-0-0		0-0-0		0-0-0							
RPI	S	Opponent		Score		RPI	S	Opponent		Score		RPI	S	Opponent		Score			
11	A	Florida St.		1	11	34	H	Creighton		8	24	62	A	Seton Hall		6	9		
11	A	Florida St.		2	7	34	H	Creighton		3	7	62	A	Seton Hall		3	4		
11	A	Florida St.		1	5	34	H	Creighton		12	8	62	A	Seton Hall		5	3		
18	A	Kentucky		3	2	41	A	DBU		5	12	88	A	Indiana St.		3	4		
18	H	Kentucky		4	20	41	A	DBU		2	14	88	A	Indiana St.		4	6		
						42	A	Louisville		4	6	96	A	Wofford		2	16		
												98	A	California		3	13		
						LAST 10 GAMES													
						34	H	Creighton		12	8	62	A	Seton Hall		5	3		
						34	H	Creighton		3	7	62	A	Seton Hall		3	4		
						34	H	Creighton		8	24	112	N	Wright St.		7	9		
						152	A	Cincinnati		7	10	186	A	Miami (OH)		5	6		
						62	A	Seton Hall		6	9	206	A	Georgetown		4	5		

Non-Div. I Games:

Xavier

Average RPI Win: 114		WON-LOST	WINNING	LAST 10	STRENGTH OF		OPP. STRENGTH	TEAM	ADJ	CONF.	ADJ CONF.
Average RPI Loss: 93		RECORD	PCT. RANK	GAMES	SCHEDULE		OF SCHEDULE	RPI	RPI	RPI	RPI
DIV. I ONLY		16-23-0	.41026	210	2-8-0		31	112	124	.51227	124
DIV. I NON-CONF.		13-15-0	.46429	167	1-1-0		11	102	60	.54729	60
TOTALS		RPI 1-25	RPI 26-50		W-L RECORDS		RPI 51-100		RPI 101-150		RPI 150+
16-23-0		1-4-0	2-1-0		OVERALL		6-11-0		3-1-0		4-6-0
8-13-0		0-0-0	2-1-0		HOME		4-8-0		0-1-0		2-3-0
6-10-0		1-4-0	0-0-0		AWAY		2-3-0		3-0-0		0-3-0
2-0-0		0-0-0	0-0-0		NEUTRAL		0-0-0		0-0-0		2-0-0
13-15-0		1-4-0	2-1-0		NON-CONFERENCE		5-4-0		3-1-0		2-5-0
5-7-0		0-0-0	2-1-0		HOME		3-3-0		0-1-0		0-2-0
6-8-0		1-4-0	0-0-0		AWAY		2-1-0		3-0-0		0-3-0
2-0-0		0-0-0	0-0-0		NEUTRAL		0-0-0		0-0-0		2-0-0
3-8-0		0-0-0	0-0-0		CONFERENCE		1-7-0		0-0-0		2-1-0
3-6-0		0-0-0	0-0-0		HOME		1-5-0		0-0-0		2-1-0
0-2-0		0-0-0	0-0-0		AWAY		0-2-0		0-0-0		0-0-0
0-0-0		0-0-0	0-0-0		NEUTRAL		0-0-0		0-0-0		0-0-0
RPI	S	Opponent	Score	RPI	S	Opponent	Score	RPI	S	Opponent	Score
6	A	North Carolina	1 13	27	H	Stetson	3 12	54	A	Michigan	3 6
10	A	East Carolina	0 4	27	H	Stetson	2 0	54	A	Michigan	4 10
10	A	East Carolina	4 18	27	H	Stetson	6 1	57	H	Illinois	2 4
10	A	East Carolina	0 4					57	H	Illinois	7 1
24	A	Coastal Caro.	7 6					57	H	Illinois	6 10
								71	A	Tennessee	4 0
								71	A	Tennessee	10 4
								71	A	Tennessee	6 13
								77	H	Purdue	3 4
								77	H	Purdue	6 8
								77	H	Purdue	1 7
								80	H	Army West Point	6 3
								80	H	Army West Point	0 3
								80	H	Army West Point	3 4
								93	H	Bryant	3 7
								93	H	Bryant	12 6
								93	H	Bryant	5 3
LAST 10 GAMES				LAST 10 GAMES				LAST 10 GAMES			
				77	H	Purdue	6 8	54	A	Michigan	4 10
				77	H	Purdue	3 4	131	A	James Madison	2 1
				77	H	Purdue	1 7	57	H	Illinois	2 4
				146	H	VCU	3 14	57	H	Illinois	7 1
				54	A	Michigan	3 6	57	H	Illinois	6 10

Non-Div. I Games:

Maryland

Non-Div. I Games:

Tie, Loss, Non-Conf, S Site, H Home, A Away, N Neutral Page 125

Average RPI Win:		163	WON-LOST RECORD		WINNING PCT. RANK		LAST 10 GAMES		STRENGTH OF SCHEDULE		OPP. STRENGTH OF SCHEDULE		TEAM RPI		ADJ RPI		CONF. RPI		ADJ CONF. RPI	
DIV. I ONLY			25-16-0		.60976 75		8-2-0		172		93		126		.51136 126		13		13	
DIV. I NON-CONF.			18-11-0		.62069 80		5-1-0		259		93		190		.48231 190		15		15	
TOTALS		RPI 1-25		RPI 26-50		W-L RECORDS		RPI 51-100		RPI 101-150		RPI 150+								
25-16-0		0-5-0		0-0-0		OVERALL		6-3-0		7-3-0		12-5-0								
19-10-0		0-1-0		0-0-0		HOME		3-2-0		4-2-0		12-5-0								
6-6-0		0-4-0		0-0-0		AWAY		3-1-0		3-1-0		0-0-0								
0-0-0		0-0-0		0-0-0		NEUTRAL		0-0-0		0-0-0		0-0-0								
18-11-0		0-2-0		0-0-0		NON-CONFERENCE		4-2-0		2-2-0		12-5-0								
14-9-0		0-1-0		0-0-0		HOME		1-1-0		1-2-0		12-5-0								
4-2-0		0-1-0		0-0-		AWAY		3-1-0		1-0-0		0-0-0								
0-0-0		0-0-0		0-0-0		NEUTRAL		0-0-0		0-0-0		0-0-0								
7-5-0		0-3-0		0-0-0		CONFERENCE		2-1-0		5-1-0		0-0-0								
5-1-0		0-0-0		0-0-0		HOME		2-1-0		3-0-0		0-0-0								
2-4-0		0-3-0		0-0-0		AWAY		0-0-0		2-1-0		0-0-0								
0-0-0		0-0-0		0-0-0		NEUTRAL		0-0-0		0-0-0		0-0-0								
RPI	S	Opponent		Score		RPI	S	Opponent		Score		RPI	S	Opponent		Score				
10	A	East Carolina		1	2			61 H Col. of Charleston		7	5	121	H	Kansas St.		7	8			
10	H	East Carolina		0	3			61 H Col. of Charleston		9	3	124	H	Maryland		3	11			
19	A	Northeastern		3	9			61 H Col. of Charleston		3	5	128	A	High Point		13	9			
19	A	Northeastern		5	6			83 H UNCG		5	7	131	A	James Madison		6	4			
19	A	Northeastern		1	7			90 A Wake Forest		10	9	131	A	James Madison		8	2			
								92 H Liberty		4	3	131	A	James Madison		3	4			
								95 A Ga. Southern		3	2	137	H	Campbell		11	1			
								95 A Ga. Southern		4	2	145	H	Hofstra		6	3			
								95 A Ga. Southern		4	5	145	H	Hofstra		2	1			
												145	H	Hofstra		5	3			
												163	H	Marshall		3	2			
												163	H	Marshall		6	8			
												163	H	Marshall		7	11			
												191	H	Hartford		2	1			
												191	H	Hartford		4	1			
												191	H	Hartford		7	1			
												196	H	Appalachian St.		10	0			
												196	H	Appalachian St.		5	2			
												196	H	Appalachian St.		5	0			
												209	H	Penn St.		2	3			
												209	H	Penn St.		1	2			
												209	H	Penn St.		6	8			
												220	H	Radford		2	1			
												230	H	N. C. A&T		5	4			
												283	H	Rider		21	1			
												283	H	Rider		13	2			
												283	H	Rider		13	4			
LAST 10 GAMES																				
				191	H	Hartford		2	1	145	H	Hofstra		5	3					
				191	H	Hartford		4	1	145	H	Hofstra		6	3					
				191	H	Hartford		7	1	145	H	Hofstra		2	1					
				230	H	N. C. A&T		5	4	10	H	East Carolina		0	3					
				137	H	Campbell		11	1	19	A	Northeastern		3	9					

Non-Div. I Games:

El on

Average RPI Win: 167		WON-LOST	WINNING	LAST 10	STRENGTH OF		OPP. STRENGTH	TEAM	ADJ		CONF.	ADJ CONF.
Average RPI Loss: 98		RECORD	PCT. RANK	GAMES	SCHEDULE		OF SCHEDULE	RPI	RPI		RPI	RPI
DIV. I ONLY		20-20-0	.5	145	4-6-0		125	137	127		10	10
DIV. I NON-CONF.		16-15-0	.51613	138	3-3-0		112	172	116		9	9
TOTALS		RPI 1-25	RPI 26-50		W-L RECORDS		RPI 51-100		RPI 101-150		RPI 150+	
20-20-0		0-3-0	0-3-0		OVERALL		5-6-0		3-3-0		12-5-0	
12-7-0		0-0-0	0-0-0		HOME		4-3-0		0-0-0		8-4-0	
8-13-0		0-3-0	0-3-0		AWAY		1-3-0		3-3-0		4-1-0	
0-0-0		0-0-0	0-0-0		NEUTRAL		0-0-0		0-0-0		0-0-0	
16-15-0		0-3-0	0-0-0		NON-CONFERENCE		5-6-0		1-2-0		10-4-0	
10-6-0		0-0-0	0-0-0		HOME		4-3-0		0-0-0		6-3-0	
6-9-0		0-3-0	0-0-		AWAY		1-3-0		1-2-0		4-1-0	
0-0-0		0-0-0	0-0-0		NEUTRAL		0-0-0		0-0-0		0-0-0	
4-5-0		0-0-0	0-3-0		CONFERENCE		0-0-0		2-1-0		2-1-0	
2-1-0		0-0-0	0-0-0		HOME		0-0-0		0-0-0		2-1-0	
2-4-0		0-0-0	0-3-0		AWAY		0-0-0		2-1-0		0-0-0	
0-0-0		0-0-0	0-0-0		NEUTRAL		0-0-0		0-0-0		0-0-0	
RPI S	Opponent	Score	RPI S	Opponent	Score	RPI S	Opponent	Score	RPI S	Opponent	Score	
25 A	Tennessee Tech	0 4	41 A	DBU	4 7	57 H	Illinois	6 16	106 A	Illinois St.	7 5	
25 A	Tennessee Tech	5 18	41 A	DBU	1 3	57 H	Illinois	2 6	106 A	Illinois St.	5 6	
25 A	Tennessee Tech	4 11	41 A	DBU	8 9	57 H	Illinois	5 4	106 A	Illinois St.	6 4	
						72 H	UC Irvine	11 2	134 A	North Florida	6 9	
						72 H	UC Irvine	10 8	134 A	North Florida	6 2	
						72 H	UC Irvine	2 6	134 A	North Florida	4 5	
						79 A	Austin Peay	16 7	160 H	Val parai so	6 2	
						79 H	Austin Peay	10 6	160 H	Val parai so	8 0	
						85 A	Jacksonville St.	0 6	160 H	Val parai so	2 6	
						85 A	Jacksonville St.	9 10	188 H	Northern Ill.	10 4	
						85 A	Jacksonville St.	4 7	188 H	Northern Ill.	4 0	
									188 H	Northern Ill.	7 2	
									195 H	La. -Monroe	7 13	
									195 H	La. -Monroe	4 5	
									195 H	La. -Monroe	4 7	
									210 A	Arkansas St.	8 9	
									227 H	Eastern Ill.	5 3	
									231 A	Southeast Mo. St.	5 0	
									236 A	SIUE	8 3	
									256 A	Murray St.	23 5	
									256 H	Murray St.	11 9	
									269 A	Bel mont	3 0	
									269 H	Bel mont	3 2	
LAST 10 GAMES												
25 A	Tennessee Tech	5 18	41 A	DBU	1 3							
25 A	Tennessee Tech	4 11	41 A	DBU	8 9							
25 A	Tennessee Tech	0 4	41 A	DBU	4 7							
256 H	Murray St.	11 9	227 H	Eastern Ill.	5 3							
269 H	Bel mont	3 2	160 H	Val parai so	8 0							

Non-Div. I Games:

Southern III.

Average RPI Win:	185	WON-LOST RECORD	WINNING PCT. RANK	LAST 10 GAMES	STRENGTH OF SCHEDULE	OPP. STRENGTH OF SCHEDULE	TEAM RPI	ADJ RPI	CONF. RPI	ADJ CONF. RPI		
DIV. I ONLY		21-18-0	.53846	118	6-4-0	146	193	128	.50854	128	24	24
DIV. I NON-CONF.		9-12-0	.42857	187	1-1-0	101	140	151	.49892	151	22	22
<hr/>												
TOTALS	RPI 1-25	RPI 26-50		W-L RECORDS		RPI 51-100		RPI 101-150		RPI 150+		
21-18-0	2-1-0	1-1-0		OVERALL		2-3-0		2-6-0		14-7-0		
9-9-0	0-0-0	0-0-0		HOME		2-2-0		0-4-0		7-3-0		
11-8-0	2-1-0	0-0-0		AWAY		0-1-0		2-2-0		7-4-0		
1-1-0	0-0-0	1-1-0		NEUTRAL		0-0-0		0-0-0		0-0-0		
9-12-0	2-1-0	1-1-0		NON-CONFERENCE		1-1-0		0-5-0		5-4-0		
4-5-0	0-0-0	0-0-0		HOME		1-0-0		0-4-0		3-1-0		
4-6-0	2-1-0	0-0-		AWAY		0-1-0		0-1-0		2-3-0		
1-1-0	0-0-0	1-1-0		NEUTRAL		0-0-0		0-0-0		0-0-0		
12-6-0	0-0-0	0-0-0		CONFERENCE		1-2-0		2-1-0		9-3-0		
5-4-0	0-0-0	0-0-0		HOME		1-2-0		0-0-0		4-2-0		
7-2-0	0-0-0	0-0-0		AWAY		0-0-0		2-1-0		5-1-0		
0-0-0	0-0-0	0-0-0		NEUTRAL		0-0-0		0-0-0		0-0-0		
RPI	S	Opponent	Score	RPI	S	Opponent	Score	RPI	S	Opponent	Score	
6	A	North Carolina	0 10	39	N	Ohio St.	8 4	83	A	UNCG	6 12	
24	A	Coastal Caro.	3 2	39	N	Ohio St.	6 8	83	H	UNCG	14 4	
24	A	Coastal Caro.	8 5					92	H	Liberty	9 1	
								92	H	Liberty	3 8	
								92	H	Liberty	8 18	
										131	H James Madi son	1 3
										131	H James Madison	1 5
										131	H James Madi son	3 4
										139	A Gardner-Webb	13 8
										139	A Gardner-Webb	6 5
										139	A Gardner-Webb	2 4
										193	H Winthrop	6 1
										193	H Winthrop	2 11
										193	H Winthrop	12 0
										213	A William & Mary	3 4
										213	A William & Mary	2 13
										213	A William & Mary	17 3
										219	A N.C. Central	7 8
										220	H Radford	7 3
										220	H Radford	15 6
										220	H Radford	6 18
										230	A N.C. A&T	10 3
										247	H Ohi o	7 11
										252	H Dayton	4 3
										252	H Dayton	12 2
										252	H Dayton	8 7
										255	A Charleston So.	9 2
										255	A Charleston So.	4 3
										255	A Charleston So.	7 2
										276	A Longwood	4 5
										276	A Longwood	10 2
										276	A Longwood	8 2
LAST 10 GAMES												
				92	H	Li berty	3 8	139	A	Gardner-Webb	6 5	
				92	H	Li berty	9 1	139	A	Gardner-Webb	2 4	
				92	H	Li berty	8 18	83	H	UNCG	14 4	
				108	A	Charlotte	2 5	255	A	Charleston So.	4 3	
				139	A	Gardner-Webb	13 8	255	A	Charleston So.	9 2	

Non-Div. I Games:

High Point

Average RPI Win:	227	WON-LOST RECORD	WINNING PCT. RANK	LAST 10 GAMES	STRENGTH OF SCHEDULE	OPP. STRENGTH OF SCHEDULE	TEAM RPI	ADJ RPI	CONF. RPI	ADJ CONF. RPI	
DIV. I ONLY	22-11-0	.66667	44	6-4-0	244	245	129	.50848	129	12	12
DIV. I NON-CONF.	18-7-0	.72	37	3-0-0	252	278	98	.52316	97	12	12
<hr/>											
TOTALS	RPI 1-25	RPI 26-50		W-L RECORDS		RPI 51-100		RPI 101-150		RPI 150+	
22-11-0	0-0-0	1-4-0		OVERALL		0-4-0		1-0-0		20-3-0	
4-5-0	0-0-0	0-0-0		HOME		0-3-0		0-0-0		4-2-0	
8-4-0	0-0-0	0-3-0		AWAY		0-0-0		1-0-0		7-1-0	
10-2-0	0-0-0	1-1-0		NEUTRAL		0-1-0		0-0-0		9-0-0	
18-7-0	0-0-0	0-3-0		NON-CONFERENCE		0-1-0		1-0-0		17-3-0	
4-2-0	0-0-0	0-0-0		HOME		0-0-0		0-0-0		4-2-0	
5-4-0	0-0-0	0-0-		AWAY		0-0-0		1-0-0		4-1-0	
9-1-0	0-0-0	0-0-0		NEUTRAL		0-1-0		0-0-0		9-0-0	
4-4-0	0-0-0	1-1-0		CONFERENCE		0-3-0		0-0-0		3-0-0	
0-3-0	0-0-0	0-0-0		HOME		0-3-0		0-0-0		0-0-0	
3-0-0	0-0-0	0-0-0		AWAY		0-0-0		0-0-0		3-0-0	
1-1-0	0-0-0	1-1-0		NEUTRAL		0-0-0		0-0-0		0-0-0	
RPI	S	Opponent	Score	RPI	S	Opponent	Score	RPI	S	Opponent	Score
				26	A	Indiana	0 13	62	H	Seton Hall	1 6
				26	A	Indiana	5 6	62	H	Seton Hall	5 7
				26	A	Indiana	3 10	62	H	Seton Hall	0 3
				34	N	Creighton	6 4	91	N	Pittsburgh	0 3
				34	N	Creighton	2 3				

Non-Div. I Games: St. Francis (IN) 11 1 Anderson (IN) 13 4

Butler

Average RPI Win: 139		WON-LOST	WINNING	LAST 10	STRENGTH OF		OPP. STRENGTH	TEAM	ADJ	CONF.	ADJ CONF.
Average RPI Loss: 157		RECORD	PCT. RANK	GAMES	SCHEDULE		OF SCHEDULE	RPI	RPI	RPI	RPI
DIV. I ONLY		21-17-0	.55263	106	6-4-0		245	65	130	.50757	130
DIV. I NON-CONF.		11-9-0	.55	117	1-1-0		271	28	140	.5041	140
TOTALS		RPI 1-25	RPI 26-50		W-L RECORDS		RPI 51-100		RPI 101-150		RPI 150+
21-17-0		0-0-0	0-0-0		OVERALL		3-1-0		10-6-0		8-10-0
7-4-0		0-0-0	0-0-0		HOME		3-1-0		4-2-0		0-1-0
14-13-0		0-0-0	0-0-0		AWAY		0-0-0		6-4-0		8-9-0
0-0-0		0-0-0	0-0-0		NEUTRAL		0-0-0		0-0-0		0-0-0
11-9-0		0-0-0	0-0-0		NON-CONFERENCE		1-0-0		7-3-0		3-6-0
4-1-0		0-0-0	0-0-0		HOME		1-0-0		3-0-0		0-1-0
7-8-0		0-0-0	0-0-		AWAY		0-0-0		4-3-0		3-5-0
0-0-0		0-0-0	0-0-0		NEUTRAL		0-0-0		0-0-0		0-0-0
10-8-0		0-0-0	0-0-0		CONFERENCE		2-1-0		3-3-0		5-4-0
3-3-0		0-0-0	0-0-0		HOME		2-1-0		1-2-0		0-0-0
7-5-0		0-0-0	0-0-0		AWAY		0-0-0		2-1-0		5-4-0
0-0-0		0-0-0	0-0-0		NEUTRAL		0-0-0		0-0-0		0-0-0
RPI	S	Opponent	Score	RPI	S	Opponent	Score	RPI	S	Opponent	Score
								52	H	Nevada	5 3
								67	H	Gonzaga	2 1
								67	H	Gonzaga	3 2
								67	H	Gonzaga	0 3
								110	A	San Di ego	8 9
								110	A	San Di ego	6 5
								110	A	San Di ego	16 2
								115	H	San Franci sco	0 1
								115	H	San Franci sco	5 4
								115	H	San Franci sco	3 5
								122	A	Fresno St.	5 8
								123	H	Xavier	7 5
								123	H	Xavier	1 0
								123	H	Xavier	9 1
								132	A	Long Beach St.	1 4
								132	A	Long Beach St.	6 2
								132	A	Long Beach St.	4 1
								138	A	Ari zona St.	6 5
								138	A	Ari zona St.	6 1
								138	A	Ari zona St.	1 2
								162	A	Washington St.	1 2
								162	A	Washington St.	6 7
								162	A	Washi ngton St.	4 3
								162	A	Washi ngton St.	3 1
								170	A	Paci fi c	1 5
								170	A	Paci fi c	10 3
								170	A	Paci fi c	4 3
								173	A	Sacramento St.	4 10
								173	H	Sacramento St.	2 4
								176	A	San Jose St.	5 2
								190	A	Portland	6 2
								190	A	Portland	4 7
								190	A	Portland	2 4
								199	A	UC Davi s	6 10
								215	A	CSU Bakersfi eld	2 3
								228	A	Santa Clara	7 0
								228	A	Santa Clara	6 5
								228	A	Santa Clara	4 5
LAST 10 GAMES								110	A	San Di ego	6 5
								110	A	San Di ego	8 9
								52	H	Nevada	5 3
								115	H	San Francis co	0 1
								115	H	San Francis co	5 4
								170	A	Paci fi c	10 3
								170	A	Paci fi c	1 5
								170	A	Paci fi c	4 3
								122	A	Fresno St.	5 8
								110	A	San Di ego	16 2

Non-Div. I Games:

Saint Mary's (CA)

James Madison

James Madison

Average RPI Win: 97		WON-LOST	WINNING	LAST 10	STRENGTH OF		OPP. STRENGTH	TEAM	ADJ	CONF.	ADJ CONF.
Average RPI Loss: 94		RECORD	PCT. RANK	GAMES	SCHEDULE		OF SCHEDULE	RPI	RPI	RPI	RPI
DIV. I ONLY		16-24-0	.4	211	53		48	132	.50696	132	15
DIV. I NON-CONF.		11-17-0	.39286	204	29		26	139	.50505	139	14
TOTALS		RPI 1-25	RPI 26-50		W-L RECORDS		RPI 51-100		RPI 101-150		RPI 150+
16-24-0		2-5-0	1-0-0		OVERALL		4-7-0		7-8-0		2-4-0
10-10-0		2-2-0	1-0-0		HOME		1-3-0		4-5-0		2-0-0
6-13-0		0-3-0	0-0-0		AWAY		3-3-0		3-3-0		0-4-0
0-1-0		0-0-0	0-0-0		NEUTRAL		0-1-0		0-0-0		0-0-0
11-17-0		2-5-0	1-0-0		NON-CONFERENCE		1-4-0		5-7-0		2-1-0
9-8-0		2-2-0	1-0-0		HOME		0-1-0		4-5-0		2-0-0
2-8-0		0-3-0	0-0-		AWAY		1-2-0		1-2-0		0-1-0
0-1-0		0-0-0	0-0-0		NEUTRAL		0-1-0		0-0-0		0-0-0
5-7-0		0-0-0	0-0-0		CONFERENCE		3-3-0		2-1-0		0-3-0
1-2-0		0-0-0	0-0-0		HOME		1-2-0		0-0-0		0-0-0
4-5-0		0-0-0	0-0-0		AWAY		2-1-0		2-1-0		0-3-0
0-0-0		0-0-0	0-0-0		NEUTRAL		0-0-0		0-0-0		0-0-0
RPI S	Opponent	Score	RPI S	Opponent	Score	RPI S	Opponent	Score	RPI S	Opponent	Score
5 H	Ole Miss	3 4	30 H	UCLA	5 2	59 H	San Diego St.	2 5	103 H	Tulane	1 0
5 H	Ole Miss	4 3				59 N	San Diego St.	1 5	103 H	Tulane	6 10
5 H	Ole Miss	1 12				63 A	Cal St. Fullerton	3 1	103 H	Tulane	13 2
15 A	Texas A&M	1 5				63 A	Cal St. Fullerton	1 2	111 H	Southern California	1 5
15 A	Texas A&M	1 3				63 A	Cal St. Fullerton	5 2	122 A	Fresno St.	0 2
15 A	Texas A&M	1 19				72 H	UC Irvine	0 8	122 A	Fresno St.	7 15
23 H	Vanderbilt	4 3				72 H	UC Irvine	1 0	122 A	Fresno St.	24 10
						72 H	UC Irvine	2 3	130 H	Saint Mary's (CA)	1 4
						86 A	TCU	3 8	130 H	Saint Mary's (CA)	2 6
						86 A	TCU	3 2	130 H	Saint Mary's (CA)	4 1
						86 A	TCU	2 5	138 H	Arizona St.	16 4
									138 H	Arizona St.	0 1
									150 A	CSUN	1 2
									150 A	CSUN	7 5
									150 A	CSUN	3 2
									154 A	Loyola Marymount	4 5
									154 H	Loyola Marymount	9 6
									162 H	Washington St.	5 1
									180 A	Cal Poly	4 5
									180 A	Cal Poly	2 5
									180 A	Cal Poly	2 8
			LAST 10 GAMES								
			180 A	Cal Poly	2 8	150 A	CSUN	1 2			
			180 A	Cal Poly	2 5	150 A	CSUN	7 5			
			180 A	Cal Poly	4 5	30 H	UCLA	5 2			
			154 H	Loyola Marymount	9 6	72 H	UC Irvine	0 8			
			150 A	CSUN	3 2	72 H	UC Irvine	1 0			

Non-Div. I Games:

Long Beach St.

BYU

Average RPI Win:		184	WON-LOST		WINNING		LAST 10		STRENGTH OF		OPP. STRENGTH		TEAM	ADJ		CONF.	ADJ CONF.						
Average RPI Loss:		112	RECORD		PCT. RANK		GAMES		SCHEDULE		OF SCHEDULE		RPI	RPI		RPI	RPI						
DIV. I ONLY			18-16-0		.52941		127	5-5-0		188		117		133	.50691		133	14	14				
DIV. I NON-CONF.			11-8-0		.57895		102	0-2-0		187		109		72	.53886		72	11	11				
TOTALS		RPI 1-25		RPI 26-50		W-L RECORDS		RPI 51-100		RPI 101-150		RPI 150+											
18-16-0		0-3-0		0-1-0		OVERALL		2-1-0		6-5-0		10-6-0											
10-4-0		0-0-0		0-0-0		HOME		2-1-0		0-0-0		8-3-0											
8-12-0		0-3-0		0-1-0		AWAY		0-0-0		6-5-0		2-3-0											
0-0-0		0-0-0		0-0-0		NEUTRAL		0-0-0		0-0-0		0-0-0											
11-8-0		0-3-0		0-1-0		NON-CONFERENCE		0-0-0		5-3-0		6-1-0											
5-0-0		0-0-0		0-0-0		HOME		0-0-0		0-0-0		5-0-0											
6-8-0		0-3-0		0-0-		AWAY		0-0-0		5-3-0		1-1-0											
0-0-0		0-0-0		0-0-0		NEUTRAL		0-0-0		0-0-0		0-0-0											
7-8-0		0-0-0		0-0-0		CONFERENCE		2-1-0		1-2-0		4-5-0											
5-4-0		0-0-0		0-0-0		HOME		2-1-0		0-0-0		3-3-0											
2-4-0		0-0-0		0-0-0		AWAY		0-0-0		1-2-0		1-2-0											
0-0-0		0-0-0		0-0-0		NEUTRAL		0-0-0		0-0-0		0-0-0											
RPI	S	Opponent		Score		RPI	S	Opponent		Score		RPI	S	Opponent		Score		RPI	S	Opponent		Score	
12	A	Auburn		3	4	38	A	Ari zona		1	6	67	H	Gonzaga		6	4	109	A	Hawai i		4	3
12	A	Auburn		4	21							67	H	Gonzaga		3	4	109	A	Hawai i		4	3
12	A	Auburn		5	9							67	H	Gonzaga		6	2	109	A	Hawai i		3	8
																		109	A	Hawai i		2	3
																		113	A	Pepperdi ne		13	6
																		113	A	Pepperdi ne		0	2
																		113	A	Pepperdi ne		2	5
																		150	A	CSUN		10	8
																		150	A	CSUN		9	10
																		150	A	CSUN		6	5
																		150	A	CSUN		5	3
																		154	H	Loyol a Marymount		8	9
																		154	H	Loyol a Marymount		4	9
																		154	H	Loyol a Marymount		4	7
																		190	A	Portl and		6	2
																		190	A	Portl and		3	4
																		190	A	Portl and		6	8
																		218	A	Utah		3	4
																		218	H	Utah		7	6
																		228	H	Santa Clara		6	5
																		228	H	Santa Clara		6	4
																		228	H	Santa Clara		2	1
																		240	A	Utah Valley		14	2
																		240	H	Utah Valley		9	3
																		273	H	Omaha		6	4
																		273	H	Omaha		13	3
																		273	H	Omaha		8	1
LAST 10 GAMES																							
						38	A	Ari zona		1	6	228	H	Santa Clara		6	5						
						190	A	Portl and		6	8	228	H	Santa Clara		2	1						
						190	A	Portl and		6	2	218	A	Utah		3	4						
						190	A	Portl and		3	4	113	A	Pepperdi ne		2	5						
						228	H	Santa Clara		6	4	113	A	Pepperdi ne		13	6						

Non-Div. I Games:

BYU

Average RPI Win:		173	WON-LOST RECORD		WINNING PCT. RANK		LAST 10 GAMES		STRENGTH OF SCHEDULE		OPP. STRENGTH OF SCHEDULE		TEAM RPI		ADJ RPI		CONF. RPI		ADJ CONF. RPI	
DIV. I ONLY			19-19-0		.5 145		5-5-0		75		96		134		.50675 134		8		8	
DIV. I NON-CONF.			14-14-0		.5 139		2-1-0		129		111		178		.48585 177		10		10	
TOTALS		RPI 1-25		RPI 26-50		W-L RECORDS		RPI 51-100		RPI 101-150		RPI 150+								
19-19-0		4-9-0		0-0-0		OVERALL		0-4-0		2-1-0		13-5-0								
18-8-0		3-3-0		0-0-0		HOME		0-0-0		2-1-0		13-4-0								
1-11-0		1-6-0		0-0-0		AWAY		0-4-0		0-0-0		0-1-0								
0-0-0		0-0-0		0-0-0		NEUTRAL		0-0-0		0-0-0		0-0-0								
14-14-0		2-7-0		0-0-0		NON-CONFERENCE		0-1-0		2-1-0		10-5-0								
14-8-0		2-3-0		0-0-0		HOME		0-0-0		2-1-0		10-4-0								
0-6-0		0-4-0		0-0-		AWAY		0-1-0		0-0-0		0-1-0								
0-0-0		0-0-0		0-0-0		NEUTRAL		0-0-0		0-0-0		0-0-0								
5-5-0		2-2-0		0-0-0		CONFERENCE		0-3-0		0-0-0		3-0-0								
4-0-0		1-0-0		0-0-0		HOME		0-0-0		0-0-0		3-0-0								
1-5-0		1-2-0		0-0-0		AWAY		0-3-0		0-0-0		0-0-0								
0-0-0		0-0-0		0-0-0		NEUTRAL		0-0-0		0-0-0		0-0-0								
RPI	S	Opponent		Score		RPI	S	Opponent		Score		RPI	S	Opponent		Score				
2	A	Florida		3	8					60	A	South Carolina	2	5	127	H	Southern Ill.	9	6	
2	H	Florida		0	4					87	A	Kennesaw St.	6	10	127	H	Southern Ill.	5	4	
13	H	UConn		4	5					87	A	Kennesaw St.	5	7	127	H	Southern Ill.	2	6	
13	H	UConn		6	5					87	A	Kennesaw St.	2	3	156	A	Bethune-Cookman	3	8	
13	H	UConn		4	2										156	H	Bethune-Cookman	6	1	
14	A	Fla. Atlantic		1	14										212	H	Memphis	4	1	
14	A	Fla. Atlantic		9	10										212	H	Memphis	5	7	
16	A	Jacksonville		2	5										212	H	Memphis	7	5	
16	A	Jacksonville		8	2										220	H	Radford	8	14	
16	A	Jacksonville		2	7										220	H	Radford	7	2	
16	H	Jacksonville		12	5										220	H	Radford	6	12	
21	A	South Fla.		1	7										221	H	Fairfield	12	16	
21	H	South Fla.		5	12										221	H	Fairfield	6	1	
															221	H	Fairfield	5	1	
															224	H	USC Upstate	3	2	
															224	H	USC Upstate	3	0	
															224	H	USC Upstate	13	6	
															258	H	Florida A&M	13	4	
															258	H	Florida A&M	10	2	
															258	H	Florida A&M	8	6	
															292	H	Savannah St.	7	1	
LAST 10 GAMES						LAST 10 GAMES						LAST 10 GAMES								
						292	H	Savannah St.	7	1			156	H	Bethune-Cookman	6	1			
						21	A	South Fla.	1	7			224	H	USC Upstate	3	2			
						87	A	Kennesaw St.	5	7			224	H	USC Upstate	13	6			
						87	A	Kennesaw St.	6	10			224	H	USC Upstate	3	0			
						87	A	Kennesaw St.	2	3			16	A	Jacksonville	2	5			

Non-Div. I Games:

North Florida

Average RPI Win: 197		WON-LOST	WINNING	LAST 10	STRENGTH OF		OPP. STRENGTH	TEAM	ADJ	CONF.	ADJ CONF.
Average RPI Loss: 160		RECORD	PCT. RANK	GAMES	SCHEDULE		OF SCHEDULE	RPI	RPI	RPI	RPI
DIV. I ONLY		25-14-0	.64103	59	6-4-0		210	201	135	.50669	135
DIV. I NON-CONF.		15-9-0	.625	77	1-1-0		244	227	175	.48657	174
TOTALS		RPI 1-25	RPI 26-50		W-L RECORDS		RPI 51-100		RPI 101-150		RPI 150+
25-14-0		0-1-0	0-0-0		OVERALL		4-3-0		1-2-0		20-8-0
17-7-0		0-0-0	0-0-0		HOME		1-0-0		1-2-0		15-5-0
8-7-0		0-1-0	0-0-0		AWAY		3-3-0		0-0-0		5-3-0
0-0-0		0-0-0	0-0-0		NEUTRAL		0-0-0		0-0-0		0-0-0
15-9-0		0-1-0	0-0-0		NON-CONFERENCE		1-3-0		0-0-0		14-5-0
14-4-0		0-0-0	0-0-0		HOME		1-0-0		0-0-0		13-4-0
1-5-0		0-1-0	0-0-		AWAY		0-3-0		0-0-0		1-1-0
0-0-0		0-0-0	0-0-0		NEUTRAL		0-0-0		0-0-0		0-0-0
10-5-0		0-0-0	0-0-0		CONFERENCE		3-0-0		1-2-0		6-3-0
3-3-0		0-0-0	0-0-0		HOME		0-0-0		1-2-0		2-1-0
7-2-0		0-0-0	0-0-0		AWAY		3-0-0		0-0-0		4-2-0
0-0-0		0-0-0	0-0-0		NEUTRAL		0-0-0		0-0-0		0-0-0
RPI S	Opponent	Score	RPI S	Opponent	Score	RPI S	Opponent	Score	RPI S	Opponent	Score
22 A	Duke	0 5				60 A	South Carolina	4 5	144 H	Fordham	2 5
						74 A	Virginia	1 12	144 H	Fordham	5 4
						89 A	Rhode Island	12 2	144 H	Fordham	4 5
						89 A	Rhode Island	6 1	155 H	Harvard	13 3
						89 A	Rhode Island	6 2	171 A	Richmond	3 0
						90 A	Wake Forest	5 15	171 A	Richmond	6 10
						90 H	Wake Forest	3 1	171 A	Richmond	6 2
									189 H	Yale	5 7
									189 H	Yale	9 0
									193 A	Winthrop	0 3
									193 H	Winthrop	12 2
									206 H	Georgetown	10 5
									206 H	Georgetown	16 5
									206 H	Georgetown	9 2
									217 H	Lehigh	7 3
									217 H	Lehigh	1 4
									217 H	Lehigh	1 7
									219 H	N. C. Central	10 2
									226 H	George Mason	9 5
									226 H	George Mason	0 2
									226 H	George Mason	4 3
									230 A	N. C. A&T	12 3
									237 A	Saint Joseph's	18 6
									237 A	Saint Joseph's	7 3
									237 A	Saint Joseph's	3 6
									253 H	Lafayette	3 6
									253 H	Lafayette	4 0
									253 H	Lafayette	2 1
									280 H	Mt. St. Mary's	4 2
									280 H	Mt. St. Mary's	9 1
									280 H	Mt. St. Mary's	18 7
LAST 10 GAMES			LAST 10 GAMES			LAST 10 GAMES			LAST 10 GAMES		
			171 A	Richmond	6 10				237 A	Saint Joseph's	3 6
			171 A	Richmond	3 0				237 A	Saint Joseph's	18 6
			171 A	Richmond	6 2				22 A	Duke	0 5
			193 H	Winthrop	12 2				226 H	George Mason	9 5
			237 A	Saint Joseph's	7 3				226 H	George Mason	0 2

Non-Div. I Games:

Davidson

Average RPI Win:		160	WON-LOST RECORD		WINNING PCT. RANK		LAST 10 GAMES		STRENGTH OF SCHEDULE		OPP. STRENGTH OF SCHEDULE		TEAM RPI		ADJ RPI		CONF. RPI		ADJ CONF. RPI				
DIV. I ONLY			27-17-0		.61364 73		3-7-0		200		101		136		.50641 136		17		17				
DIV. I NON-CONF.			13-10-0		.56522 110		0-3-0		190		71		154		.49819 154		18		18				
TOTALS		RPI 1-25		RPI 26-50		W-L RECORDS		RPI 51-100		RPI 101-150		RPI 150+											
27-17-0		1-2-0		1-2-0		OVERALL		3-2-0		7-4-0		15-7-0											
18-9-0		1-2-0		0-1-0		HOME		3-0-0		3-1-0		11-5-0											
7-7-0		0-0-0		0-1-0		AWAY		0-2-0		4-3-0		3-1-0											
2-1-0		0-0-0		1-0-0		NEUTRAL		0-0-0		0-0-0		1-1-0											
13-10-0		1-2-0		1-2-0		NON-CONFERENCE		3-2-0		2-0-0		6-4-0											
10-5-0		1-2-0		0-1-0		HOME		3-0-0		1-0-0		5-2-0											
1-4-0		0-0-0		0-0-		AWAY		0-2-0		1-0-0		0-1-0											
2-1-0		0-0-0		1-0-0		NEUTRAL		0-0-0		0-0-0		1-1-0											
14-7-0		0-0-0		0-0-0		CONFERENCE		0-0-0		5-4-0		9-3-0											
8-4-0		0-0-0		0-0-0		HOME		0-0-0		2-1-0		6-3-0											
6-3-0		0-0-0		0-0-0		AWAY		0-0-0		3-3-0		3-0-0											
0-0-0		0-0-0		0-0-0		NEUTRAL		0-0-0		0-0-0		0-0-0											
RPI	S	Opponent		Score		RPI	S	Opponent		Score		RPI	S	Opponent		Score							
13	H	UConn		6	2	29	A	South Ala.		1	6	103	A	Tulane		13	12						
13	H	UConn		4	6	35	H	Southern Miss.		4	12	103	H	Tulane		9	3						
13	H	UConn		6	7	46	N	Mississippi St.		11	5	68	A	Louisiana		4	1						
												68	H	Louisiana		5	2						
												77	H	Purdue		4	0						
												107	H	Houston Baptist		4	1						
												107	H	Houston Baptist		8	2						
												107	H	Houston Baptist		4	10						
												143	A	McNeese		9	1						
												143	A	McNeese		2	5						
												143	A	McNeese		5	4						
												148	A	Northwestern St.		0	2						
												148	A	Northwestern St.		2	5						
												148	A	Northwestern St.		4	1						
												168	H	A&M-Corpus Christi		10	1						
												168	H	A&M-Corpus Christi		7	13						
												168	H	A&M-Corpus Christi		4	3						
												185	H	New Orleans		3	1						
												185	H	New Orleans		1	8						
												185	H	New Orleans		7	6						
												187	H	Tol edo		7	6						
												187	N	Tol edo		7	5						
												202	A	Jackson St.		3	4						
												202	H	Jackson St.		3	4						
												207	H	Nicholls St.		10	3						
												207	H	Nicholls St.		9	2						
												207	H	Nicholls St.		3	6						
												223	A	Lamar University		6	4						
												223	A	Lamar University		8	1						
												223	A	Lamar University		5	3						
												236	H	SIUE		4	7						
												236	H	SIUE		13	6						
												236	H	SIUE		11	2						
												250	N	Sacred Heart		3	5						
												288	H	Al corn		9	1						
												288	H	Al corn		7	1						
LAST 10 GAMES																							
207 H Nicholls St.						9	2	148 A Northwestern St.						4	1	236 H SIUE						13	6
207 H Nicholls St.						10	3	148 A Northwestern St.						0	2	236 H SIUE						11	2
207 H Nicholls St.						3	6	68 A Louisiana						3	4	250 N Sacred Heart						3	5
35 H Southern Miss.						4	12	202 H Jackson St.						3	4	288 H Al corn						9	1
148 A Northwestern St.						2	5	168 H A&M-Corpus Christi						7	13	288 H Al corn						7	1

Non-Div. I Games:

Southeastern La.

Campbell

Cambridge

Campbel I

Average RPI Win: 120		WON-LOST	WINNING	LAST 10	STRENGTH OF		OPP. STRENGTH	TEAM	ADJ	CONF.	ADJ CONF.
Average RPI Loss: 85		RECORD	PCT. RANK	GAMES	SCHEDULE		OF SCHEDULE	RPI	RPI	RPI	RPI
DIV. I ONLY		17-22-0	.4359	190	4-6-0		47	81	138	.50602	138
DIV. I NON-CONF.		8-12-0	.4	197	0-1-0		22	194	162	.49304	162
TOTALS		RPI 1-25	RPI 26-50		W-L RECORDS		RPI 51-100		RPI 101-150		RPI 150+
17-22-0		0-3-0	3-4-0		OVERALL		3-4-0		5-7-0		6-4-0
13-13-0		0-0-0	2-2-0		HOME		3-3-0		3-6-0		5-2-0
4-9-0		0-3-0	1-2-0		AWAY		0-1-0		2-1-0		1-2-0
0-0-0		0-0-0	0-0-0		NEUTRAL		0-0-0		0-0-0		0-0-0
8-12-0		0-0-0	2-1-0		NON-CONFERENCE		0-4-0		4-5-0		2-2-0
6-10-0		0-0-0	2-1-0		HOME		0-3-0		2-4-0		2-2-0
2-2-0		0-0-0	0-0-		AWAY		0-1-0		2-1-0		0-0-0
0-0-0		0-0-0	0-0-0		NEUTRAL		0-0-0		0-0-0		0-0-0
9-10-0		0-3-0	1-3-0		CONFERENCE		3-0-0		1-2-0		4-2-0
7-3-0		0-0-0	0-1-0		HOME		3-0-0		1-2-0		3-0-0
2-7-0		0-3-0	1-2-0		AWAY		0-0-0		0-0-0		1-2-0
0-0-0		0-0-0	0-0-0		NEUTRAL		0-0-0		0-0-0		0-0-0
RPI S	Opponent	Score	RPI S	Opponent	Score	RPI S	Opponent	Score	RPI S	Opponent	Score
1 A	Stanford	1 3	30 A	UCLA	4 0	51 A	UNLV	6 14	101 H	UNCW	0 9
1 A	Stanford	3 10	30 A	UCLA	4 5	51 H	UNLV	3 10	101 H	UNCW	1 3
1 A	Stanford	6 11	30 A	UCLA	1 12	53 H	Oregon	6 1	101 H	UNCW	9 4
			36 H	Oklahoma St.	9 1	53 H	Oregon	7 4	111 H	Southern California	1 10
			36 H	Oklahoma St.	14 2	53 H	Oregon	18 4	111 H	Southern California	4 8
			36 H	Oklahoma St.	2 3	63 H	Cal St. Fullerton	6 7	111 H	Southern California	5 1
			38 H	Ari zona	2 6	63 H	Cal St. Fullerton	1 2	113 A	Pepperdine	10 7
									130 H	Saint Mary's (CA)	2 1
									130 H	Saint Mary's (CA)	5 6
									130 H	Saint Mary's (CA)	1 6
									132 A	Long Beach St.	4 16
									132 A	Long Beach St.	1 0
									162 A	Washington St.	7 0
									162 A	Washington St.	7 8
									162 A	Washington St.	3 4
									186 H	Miami (OH)	11 1
									186 H	Miami (OH)	8 16
									186 H	Miami (OH)	7 3
									186 H	Miami (OH)	2 4
									218 H	Utah	7 4
									218 H	Utah	15 7
									218 H	Utah	13 8
LAST 10 GAMES											
			218 H	Utah	13 8	1 A	Stanford	1 3			
			218 H	Utah	15 7	51 A	UNLV	6 14			
			218 H	Utah	7 4	111 H	Southern California	4 8			
			1 A	Stanford	3 10	111 H	Southern California	1 10			
			1 A	Stanford	6 11	111 H	Southern California	5 1			

Non-Div. I Games:

Ari zona St.

Average RPI Win:		184	WON-LOST RECORD		WINNING PCT. RANK		LAST 10 GAMES		STRENGTH OF SCHEDULE		OPP. STRENGTH OF SCHEDULE		TEAM RPI		ADJ RPI		CONF. RPI		ADJ CONF. RPI					
DIV. I ONLY			24-18-0		.57143		98		6-4-0		153		180		139		.50592		139		24		24	
DIV. I NON-CONF.			14-10-0		.58333		96		1-1-0		159		159		124		.51341		124		22		22	
TOTALS		RPI 1-25		RPI 26-50		W-L RECORDS		RPI 51-100		RPI 101-150		RPI 150+												
24-18-0		1-0-0		0-3-0		OVERALL		3-5-0		2-5-0		18-5-0												
15-10-0		0-0-0		0-0-0		HOME		1-4-0		1-2-0		13-4-0												
7-7-0		1-0-0		0-3-0		AWAY		2-1-0		0-3-0		4-0-0												
2-1-0		0-0-0		0-0-0		NEUTRAL		0-0-0		1-0-0		1-1-0												
14-10-0		1-0-0		0-3-0		NON-CONFERENCE		2-3-0		1-0-0		10-4-0												
8-5-0		0-0-0		0-0-0		HOME		0-2-0		0-0-0		8-3-0												
4-4-0		1-0-0		0-0-		AWAY		2-1-0		0-0-0		1-0-0												
2-1-0		0-0-0		0-0-0		NEUTRAL		0-0-0		1-0-0		1-1-0												
10-8-0		0-0-0		0-0-0		CONFERENCE		1-2-0		1-5-0		8-1-0												
7-5-0		0-0-0		0-0-0		HOME		1-2-0		1-2-0		5-1-0												
3-3-0		0-0-0		0-0-0		AWAY		0-0-0		0-3-0		3-0-0												
0-0-0		0-0-0		0-0-0		NEUTRAL		0-0-0		0-0-0		0-0-0												
RPI	S	Opponent		Score		RPI	S	Opponent		Score		RPI	S	Opponent		Score								
6	A	North Carolina		1	0	37	A	Troy		4	6	90	A	Wake Forest		4	8							
						37	A	Troy		0	6	90	A	Wake Forest		6	3							
						37	A	Troy		3	6	92	H	Liberty		8	14							
												92	H	Liberty		6	3							
												92	H	Liberty		10	11							
												94	H	Furman		12	15							
												96	A	Wofford		13	8							
												96	H	Wofford		4	7							
												125	N	Navy		12	0							
												128	H	High Point		8	13							
												128	H	High Point		5	6							
												128	H	High Point		4	2							
												137	A	Campbell		1	12							
												137	A	Campbell		3	6							
												137	A	Campbell		3	4							
												157	N	UMass Lowell		0	9							
												182	H	Ball St.		1	6							
												182	H	Ball St.		8	6							
												192	H	Quinnipiac		6	2							
												192	H	Quinnipiac		5	1							
												192	H	Quinnipiac		3	13							
												193	H	Winthrop		7	6							
												193	H	Winthrop		5	10							
												193	H	Winthrop		9	6							
												196	H	Appalachian St.		4	8							
												206	N	Georgetown		15	1							
												208	H	Siena		6	1							
												208	H	Siena		4	1							
												208	H	Siena		15	4							
												208	H	Siena		14	5							
												220	A	Radford		8	4							
												220	A	Radford		20	10							
												220	A	Radford		5	4							
												224	A	USC Upstate		8	2							
												224	H	USC Upstate		6	3							
												261	H	Presbyterian		6	5							
												261	H	Presbyterian		3	2							
												261	H	Presbyterian		5	4							
LAST 10 GAMES						261	H	Presbyterian		6	5	128	H	High Point		5	6							
						261	H	Presbyterian		5	4	128	H	High Point		4	2							
						261	H	Presbyterian		3	2	224	A	USC Upstate		8	2							
						94	H	Furman		12	15	193	H	Winthrop		5	10							
						128	H	High Point		8	13	193	H	Winthrop		7	6							

Non-Div. I Games:

Gardner-Webb

Average RPI Win:	163	WON-LOST RECORD	WINNING PCT. RANK	LAST 10 GAMES	STRENGTH OF SCHEDULE	OPP. STRENGTH OF SCHEDULE	TEAM RPI	ADJ RPI	CONF. RPI	ADJ CONF. RPI	
Average RPI Loss:	141										
DIV. I ONLY	21-15-0	.58333	89	5-5-0	227	107	140	.50543	140	9	9
DIV. I NON-CONF.	15-8-0	.65217	57	3-1-0	242	150	106	.51904	106	8	8
<hr/>											
TOTALS	RPI 1-25	RPI 26-50		W-L RECORDS		RPI 51-100		RPI 101-150		RPI 150+	
21-15-0	0-0-0	2-2-0		OVERALL		5-5-0		2-1-0		12-7-0	
8-5-0	0-0-0	0-0-0		HOME		1-0-0		2-1-0		5-4-0	
8-8-0	0-0-0	2-1-0		AWAY		1-5-0		0-0-0		5-2-0	
5-2-0	0-0-0	0-1-0		NEUTRAL		3-0-0		0-0-0		2-1-0	
15-8-0	0-0-0	2-1-0		NON-CONFERENCE		5-2-0		0-0-0		8-5-0	
4-3-0	0-0-0	0-0-0		HOME		1-0-0		0-0-0		3-3-0	
6-4-0	0-0-0	2-0-		AWAY		1-2-0		0-0-0		3-1-0	
5-1-0	0-0-0	0-0-0		NEUTRAL		3-0-0		0-0-0		2-1-0	
6-7-0	0-0-0	0-1-0		CONFERENCE		0-3-0		2-1-0		4-2-0	
4-2-0	0-0-0	0-0-0		HOME		0-0-0		2-1-0		2-1-0	
2-4-0	0-0-0	0-0-0		AWAY		0-3-0		0-0-0		2-1-0	
0-1-0	0-0-0	0-1-0		NEUTRAL		0-0-0		0-0-0		0-0-0	
RPI	S	Opponent	Score	RPI	S	Opponent	Score	RPI	S	Opponent	Score
				26	N	Indiana	6 7	57	A	Illinois	1 2
				44	A	FGCU	6 3	57	A	Illinois	12 13
				44	A	FGCU	8 9	57	A	Illinois	4 10
				44	A	FGCU	13 9	66	A	Miami (FL)	7 5
								66	A	Miami (FL)	1 7
								66	A	Miami (FL)	5 8
								70	H	Wagner	11 4
								80	N	Army West Point	11 6
								80	N	Army West Point	15 7
								80	N	Army West Point	5 1

Non-Div. I Games:

Rutgers

Average RPI Win: 194		WON-LOST RECORD		WINNING PCT. RANK		LAST 10 GAMES		STRENGTH OF SCHEDULE		OPP. STRENGTH OF SCHEDULE		TEAM RPI		ADJ RPI		CONF. RPI		ADJ CONF. RPI					
DIV. I ONLY		25-14-0		.64103		59		5-5-0		229		161		141		.50513		141		23		23	
DIV. I NON-CONF.		14-13-0		.51852		136		1-5-0		243		99		217		.47139		216		26		26	
TOTALS		RPI 1-25		RPI 26-50		W-L RECORDS		RPI 51-100		RPI 101-150		RPI 150+											
25-14-0		0-3-0		1-0-0		OVERALL		5-2-0		2-1-0		17-8-0											
16-4-0		0-3-0		0-0-0		HOME		4-0-0		2-1-0		10-0-0											
8-4-0		0-0-0		1-0-0		AWAY		0-0-0		0-0-0		7-4-0											
1-6-0		0-0-0		0-0-0		NEUTRAL		1-2-0		0-0-0		0-4-0											
14-13-0		0-3-0		1-0-0		NON-CONFERENCE		5-2-0		0-0-0		8-8-0											
11-3-0		0-3-0		0-0-0		HOME		4-0-0		0-0-0		7-0-0											
2-4-0		0-0-0		1-0-		AWAY		0-0-0		0-0-0		1-4-0											
1-6-0		0-0-0		0-0-0		NEUTRAL		1-2-0		0-0-0		0-4-0											
11-1-0		0-0-0		0-0-0		CONFERENCE		0-0-0		2-1-0		9-0-0											
5-1-0		0-0-0		0-0-0		HOME		0-0-0		2-1-0		3-0-0											
6-0-0		0-0-0		0-0-0		AWAY		0-0-0		0-0-0		6-0-0											
0-0-0		0-0-0		0-0-0		NEUTRAL		0-0-0		0-0-0		0-0-0											
RPI	S	Opponent		Score		RPI	S	Opponent		Score		RPI	S	Opponent		Score							
16	H	Jacksonville		2	3	45	A	Iowa		7	6	76	H	Bradley		3	2						
16	H	Jacksonville		1	3							77	H	Purdue		15	1						
16	H	Jacksonville		4	7							77	H	Purdue		7	3						
												77	H	Purdue		11	9						
												77	N	Purdue		2	5						
												91	N	Pittsburgh		6	5						
												97	N	Notre Dame		3	7						

Non-Div. I Games:

Saint Louis

Average RPI Win:		140	WON-LOST RECORD		WINNING PCT. RANK		LAST 10 GAMES		STRENGTH OF SCHEDULE		OPP. STRENGTH OF SCHEDULE		TEAM RPI		ADJ RPI		CONF. RPI		ADJ CONF. RPI					
DIV. I ONLY			17-23-0		.425		198		4-6-0		90		61		142		.50455		142		3		3	
DIV. I NON-CONF.			10-9-0		.52632		128		3-1-0		145		156		127		.51159		126		3		3	
TOTALS		RPI 1-25		RPI 26-50				W-L RECORDS				RPI 51-100				RPI 101-150				RPI 150+				
17-23-0		1-3-0		2-8-0				OVERALL				5-7-0				0-1-0				9-4-0				
7-7-0		1-2-0		0-3-0				HOME				2-2-0				0-0-0				4-0-0				
5-12-0		0-1-0		1-3-0				AWAY				2-4-0				0-0-0				2-4-0				
5-4-0		0-0-0		1-2-0				NEUTRAL				1-1-0				0-1-0				3-0-0				
10-9-0		0-1-0		1-3-0				NON-CONFERENCE				1-2-0				0-1-0				8-2-0				
4-1-0		0-0-0		0-0-0				HOME				0-1-0				0-0-0				4-0-0				
1-4-0		0-1-0		0-0-				AWAY				0-0-0				0-0-0				1-2-0				
5-4-0		0-0-0		1-2-0				NEUTRAL				1-1-0				0-1-0				3-0-0				
7-14-0		1-2-0		1-5-0				CONFERENCE				4-5-0				0-0-0				1-2-0				
3-6-0		1-2-0		0-3-0				HOME				2-1-0				0-0-0				0-0-0				
4-8-0		0-0-0		1-2-0				AWAY				2-4-0				0-0-0				1-2-0				
0-0-0		0-0-0		0-0-0				NEUTRAL				0-0-0				0-0-0				0-0-0				
RPI	S	Opponent		Score		RPI	S	Opponent		Score		RPI	S	Opponent		Score		RPI	S	Opponent		Score		
9	H	NC State		10	2	27	A	Stetson		1	2	70	N	Wagner		18	7	121	N	Kansas St.		5	6	
9	H	NC State		0	1	28	N	Oklahoma		14	6	74	A	Virginia		5	6	163	A	Marshall		11	9	
9	H	NC State		2	14	29	N	South Ala.		5	7	74	A	Virginia		0	9	163	H	Marshall		11	3	
24	A	Coastal Caro.		2	17	42	H	Louisville		2	3	74	A	Virginia		5	4	175	A	Boston College		4	7	
						42	H	Louisville		1	16	77	N	Purdue		5	12	175	A	Boston College		5	2	
						42	H	Louisville		1	3	91	H	Pittsburgh		4	1	175	A	Boston College		2	6	
						43	A	Georgia Tech		6	10	91	H	Pittsburgh		3	1	182	N	Ball St.		4	2	
						43	A	Georgia Tech		10	8	91	H	Pittsburgh		10	15	185	A	New Orleans		2	4	
						43	A	Georgia Tech		9	16	92	H	Liberty		3	4	220	A	Radford		11	12	
						45	N	Iowa		1	2	97	A	Notre Dame		9	1	220	H	Radford		3	2	
												97	A	Notre Dame		7	8	234	N	Central Mich.		7	4	
												97	A	Notre Dame		5	6	234	N	Central Mich.		4	3	
																		249	H	Old Dominion		6	5	
																		252	H	Dayton		19	3	
						LAST 10 GAMES																		
						97	A	Notre Dame		5	6	42	H	Louisville		1	3							
						97	A	Notre Dame		7	8	42	H	Louisville		1	16							
						97	A	Notre Dame		9	1	42	H	Louisville		2	3							
						249	H	Old Dominion		6	5	163	A	Marshall		11	9							
						220	A	Radford		11	12	163	H	Marshall		11	3							

Non-Div. I Games:

Virginia Tech

Non-Div. I Games:	LSU-Alexandria	9	4
--------------------------	-----------------------	----------	----------

McNeese

Average RPI Win:		183	WON-LOST RECORD		WINNING PCT. RANK		LAST 10 GAMES		STRENGTH OF SCHEDULE		OPP. STRENGTH OF SCHEDULE		TEAM RPI		ADJ RPI		CONF. RPI		ADJ CONF. RPI					
DIV. I ONLY			23-14-1		.61842		70		5-5-0		220		190		144		.50221		144		23		23	
DIV. I NON-CONF.			16-9-1		.63462		71		2-2-0		255		218		156		.49798		156		26		26	
TOTALS		RPI 1-25		RPI 26-50		W-L RECORDS		RPI 51-100		RPI 101-150		RPI 150+												
23-14-1		1-2-0		0-0-0		OVERALL		4-2-0		5-4-0		13-6-1												
13-7-0		0-0-0		0-0-0		HOME		3-2-0		1-2-0		9-3-0												
10-6-1		1-2-0		0-0-0		AWAY		1-0-0		4-2-0		4-2-1												
0-1-0		0-0-0		0-0-0		NEUTRAL		0-0-0		0-0-0		0-1-0												
16-9-1		1-2-0		0-0-0		NON-CONFERENCE		2-1-0		2-1-0		11-5-1												
10-4-0		0-0-0		0-0-0		HOME		1-1-0		0-0-0		9-3-0												
6-4-1		1-2-0		0-0-		AWAY		1-0-0		2-1-0		2-1-1												
0-1-0		0-0-0		0-0-0		NEUTRAL		0-0-0		0-0-0		0-1-0												
7-5-0		0-0-0		0-0-0		CONFERENCE		2-1-0		3-3-0		2-1-0												
3-3-0		0-0-0		0-0-0		HOME		2-1-0		1-2-0		0-0-0												
4-2-0		0-0-0		0-0-0		AWAY		0-0-0		2-1-0		2-1-0												
0-0-0		0-0-0		0-0-0		NEUTRAL		0-0-0		0-0-0		0-0-0												
RPI	S	Opponent		Score		RPI	S	Opponent		Score		RPI	S	Opponent		Score								
21	A	South Fla.		2	0							114	H	George Washington		3	5							
21	A	South Fla.		4	13							114	H	George Washington		2	7							
21	A	South Fla.		2	3							114	H	George Washington		7	2							
												131	A	James Madi son		5	3							
												131	A	James Madi son		14	6							
												131	A	James Madi son		6	7							
												135	A	Davi dson		5	4							
												135	A	Davi dson		5	2							
												135	A	Davi dson		4	5							
												172	H	Manhattan		0	2							
												172	H	Manhattan		8	3							
												172	H	Manhattan		9	1							
												200	A	Col umbi a		1	10							
												208	H	Si ena		3	5							
												208	H	Si ena		8	7							
												221	H	Fai rfi el d		4	3							
												224	A	USC Upstate		4	4							
												242	H	LIU Brookl yn		3	2							
												243	H	Cornel l		3	4							
												243	H	Cornel l		4	3							
												243	H	Cornel l		5	3							
												263	N	Evansvill e		8	9							
												265	A	La Salle		12	8							
												265	A	La Salle		5	6							
												265	A	La Salle		4	3							
												281	A	Coppin St.		10	8							
												281	A	Coppin St.		4	1							
												294	H	Sai nt Peter's		18	0							
												294	H	Saint Peter's		29	1							
LAST 10 GAMES																								
						114	H	George Washi ngton		2	7	265	A	La Salle		12	8							
						114	H	George Washi ngton		7	2	265	A	La Salle		4	3							
						114	H	George Washi ngton		3	5	265	A	La Salle		5	6							
						200	A	Col umbi a		1	10	208	H	Si ena		3	5							
						221	H	Fairfi el d		4	3	208	H	Si ena		8	7							

Non-Div. I Games:

Fordham

Average RPI Win:	194	WON-LOST RECORD	WINNING PCT. RANK	LAST 10 GAMES	STRENGTH OF SCHEDULE	OPP. STRENGTH OF SCHEDULE	TEAM RPI	ADJ RPI	CONF. RPI	ADJ CONF. RPI					
Average RPI Loss:	167														
DIV. I ONLY	17-15-0	.53125	126	4-6-0	184	249	145	.50175	145	13	13				
DIV. I NON-CONF.	10-7-0	.58824	95	0-2-0	276	287	197	.47905	197	15	15				
<hr/>															
TOTALS	RPI 1-25	RPI 26-50		W-L RECORDS	RPI 51-100		RPI 101-150		RPI 150+						
17-15-0	0-0-0	0-1-0		OVERALL	3-0-0		1-5-0		13-9-0						
6-5-0	0-0-0	0-1-0		HOME	3-0-0		0-0-0		3-4-0						
10-10-0	0-0-0	0-0-0		AWAY	0-0-0		1-5-0		9-5-0						
1-0-0	0-0-0	0-0-0		NEUTRAL	0-0-0		0-0-0		1-0-0						
<hr/>															
10-7-0	0-0-0	0-1-0		NON-CONFERENCE	0-0-0		0-0-0		10-6-0						
1-4-0	0-0-0	0-1-0		HOME	0-0-0		0-0-0		1-3-0						
8-3-0	0-0-0	0-0-		AWAY	0-0-0		0-0-0		8-3-0						
1-0-0	0-0-0	0-0-0		NEUTRAL	0-0-0		0-0-0		1-0-0						
<hr/>															
7-8-0	0-0-0	0-0-0		CONFERENCE	3-0-0		1-5-0		3-3-0						
5-1-0	0-0-0	0-0-0		HOME	3-0-0		0-0-0		2-1-0						
2-7-0	0-0-0	0-0-0		AWAY	0-0-0		1-5-0		1-2-0						
0-0-0	0-0-0	0-0-0		NEUTRAL	0-0-0		0-0-0		0-0-0						
<hr/>															
RPI	S	Opponent	Score	RPI	S	Opponent	Score	RPI	S	Opponent	Score				
				48	H	St. John's (NY)	4 12	61	H	Col. of Charleston	7 1	101	A	UNCW	2 6
				61	H	Col. of Charleston	5 4	101	A	UNCW	3 5				
				61	H	Col. of Charleston	2 1	101	A	UNCW	5 3				
								126	A	El on	3 6				
								126	A	El on	3 5				
								126	A	El on	1 2				
								161	H	Del aware	11 1				
								161	H	Del aware	2 5				
								161	H	Del aware	9 0				
								172	H	Manhattan	4 12				
								177	H	Al bany (NY)	9 8				
								177	H	Al bany (NY)	1 4				
								177	H	Al bany (NY)	4 6				
								178	A	Monmouth	14 6				
								221	A	Fai rfi el d	3 9				
								223	A	Lamar Uni versi ty	1 0				
								223	A	Lamar Uni versi ty	0 3				
								223	A	Lamar Uni versi ty	1 2				
								223	A	Lamar Uni versi ty	3 2				
								229	A	UMBC	4 2				
				229	A	UMBC	9 6								
				262	A	Towson	3 5								
				262	A	Towson	11 0								
				262	A	Towson	0 1								
				280	N	Mt. St. Mary's	11 0								
				295	A	Norfol k St.	8 6								
				295	A	Norfol k St.	4 0								
				295	A	Norfol k St.	5 1								
				LAST 10 GAMES											
				61	H	Col. of Charleston	5 4	126	A	El on	3 6				
				61	H	Col. of Charleston	2 1	126	A	El on	1 2				
				61	H	Col. of Charleston	7 1	221	A	Fai rfi el d	3 9				
				48	H	St. John's (NY)	4 12	161	H	Del aware	2 5				
				126	A	El on	3 5	161	H	Del aware	11 1				

Non-Div. I Games:

Hofstra

Average RPI Win:		180	WON-LOST RECORD		WINNING PCT. RANK		LAST 10 GAMES		STRENGTH OF SCHEDULE		OPP. STRENGTH OF SCHEDULE		TEAM RPI		ADJ RPI		CONF. RPI		ADJ CONF. RPI				
DIV. I ONLY		24-11-0		.68571		30		8-2-0		257		115		147		.50089		147		20		21	
DIV. I NON-CONF.		16-7-0		.69565		41		5-0-0		282		47		164		.49218		164		24		24	
TOTALS		RPI 1-25		RPI 26-50		W-L RECORDS		RPI 51-100		RPI 101-150		RPI 150+											
24-11-0		0-0-0		0-0-0		OVERALL		7-4-0		1-2-0		16-5-0											
16-7-0		0-0-0		0-0-0		HOME		5-2-0		0-0-0		11-5-0											
6-3-0		0-0-0		0-0-0		AWAY		1-1-0		1-2-0		4-0-0											
2-1-0		0-0-0		0-0-0		NEUTRAL		1-1-0		0-0-0		1-0-0											
16-7-0		0-0-0		0-0-0		NON-CONFERENCE		7-4-0		0-0-0		9-3-0											
12-5-0		0-0-0		0-0-0		HOME		5-2-0		0-0-0		7-3-0											
2-1-0		0-0-0		0-0-		AWAY		1-1-0		0-0-0		1-0-0											
2-1-0		0-0-0		0-0-0		NEUTRAL		1-1-0		0-0-0		1-0-0											
8-4-0		0-0-0		0-0-0		CONFERENCE		0-0-0		1-2-0		7-2-0											
4-2-0		0-0-0		0-0-0		HOME		0-0-0		0-0-0		4-2-0											
4-2-0		0-0-0		0-0-0		AWAY		0-0-0		1-2-0		3-0-0											
0-0-0		0-0-0		0-0-0		NEUTRAL		0-0-0		0-0-0		0-0-0											
RPI	S	Opponent		Score		RPI	S	Opponent		Score		RPI	S	Opponent		Score							
								53	A	Oregon	0	14	120	A	New Mexico St.	6	12						
								62	N	Seton Hall	9	14	120	A	New Mexico St.	5	4						
								64	A	Washington	8	3	120	A	New Mexico St.	2	12						
								67	H	Gonzaga	6	4	170	H	Pacific	5	3						
								78	H	Air Force	4	1	170	H	Pacific	11	2						
								78	H	Air Force	11	5	170	H	Pacific	6	5						
								89	H	Rhode Island	2	1	170	H	Pacific	5	8						
								89	H	Rhode Island	2	4	177	H	Albany (NY)	4	6						
								89	H	Rhode Island	5	4	177	H	Albany (NY)	6	7						
								89	H	Rhode Island	1	8	177	H	Albany (NY)	12	4						
								97	N	Notre Dame	11	7	190	A	Portland	9	6						
													205	H	Northern Colo.	6	5						
													205	H	Northern Colo.	6	7						
													205	H	Northern Colo.	8	1						
													222	H	UTRGV	12	8						
													222	H	UTRGV	2	6						
													222	H	UTRGV	4	3						
													257	A	Chicago St.	10	1						
													257	A	Chicago St.	13	1						
													257	A	Chicago St.	10	0						
													274	N	Youngstown St.	5	2						
													288	H	Alcorn	11	1						
													288	H	Alcorn	13	6						
													288	H	Alcorn	13	0						
				LAST 10 GAMES																			
								222	H	UTRGV	4	3	288	H	Alcorn	13	0						
								222	H	UTRGV	2	6	78	H	Air Force	4	1						
								222	H	UTRGV	12	8	78	H	Air Force	11	5						
								288	H	Alcorn	11	1	205	H	Northern Colo.	6	7						
								288	H	Alcorn	13	6	205	H	Northern Colo.	8	1						

Non-Div. I Games: British Colum. (CAN) 4 2

Seattle U

Average RPI Win:		169	WON-LOST RECORD		WINNING PCT. RANK		LAST 10 GAMES		STRENGTH OF SCHEDULE		OPP. STRENGTH OF SCHEDULE		TEAM RPI		ADJ RPI		CONF. RPI		ADJ CONF. RPI	
DIV. I ONLY			21-18-0		.53846 118		5-5-0		190		128		148		.5007 148		17		17	
DIV. I NON-CONF.			10-8-0		.55556 114		1-0-0		153		132		109		.51757 109		18		18	
TOTALS		RPI 1-25		RPI 26-50		W-L RECORDS		RPI 51-100		RPI 101-150		RPI 150+								
21-18-0		0-2-0		1-1-0		OVERALL		3-1-0		5-6-0		12-8-0								
11-8-0		0-0-0		0-1-0		HOME		1-0-0		2-1-0		8-6-0								
10-10-0		0-2-0		1-0-0		AWAY		2-1-0		3-5-0		4-2-0								
0-0-0		0-0-0		0-0-0		NEUTRAL		0-0-0		0-0-0		0-0-0								
10-8-0		0-2-0		1-1-0		NON-CONFERENCE		3-1-0		1-1-0		5-3-0								
6-3-0		0-0-0		0-1-0		HOME		1-0-0		0-0-0		5-2-0								
4-5-0		0-2-0		1-0-		AWAY		2-1-0		1-1-0		0-1-0								
0-0-0		0-0-0		0-0-0		NEUTRAL		0-0-0		0-0-0		0-0-0								
11-10-0		0-0-0		0-0-0		CONFERENCE		0-0-0		4-5-0		7-5-0								
5-5-0		0-0-0		0-0-0		HOME		0-0-0		2-1-0		3-4-0								
6-5-0		0-0-0		0-0-0		AWAY		0-0-0		2-4-0		4-1-0								
0-0-0		0-0-0		0-0-0		NEUTRAL		0-0-0		0-0-0		0-0-0								
RPI	S	Opponent		Score		RPI	S	Opponent		Score		RPI	S	Opponent		Score				
15	A	Texas A&M		6	7	49	A	Loui si ana Tech		6	4	55	A	Little Rock		6	5			
15	A	Texas A&M		1	6	49	H	Loui si ana Tech		3	6	55	A	Little Rock		7	3			
												55	A	Little Rock		2	5			
												55	H	Little Rock		3	2			
												118	A	Nebraska		6	7			
												118	A	Nebraska		6	2			
												119	A	Central Ark.		6	4			
												119	A	Central Ark.		1	12			
												119	A	Central Ark.		0	3			
												136	H	Southeastern La.		2	0			
												136	H	Southeastern La.		1	4			
												136	H	Southeastern La.		5	2			
												143	A	McNeese		1	2			
												143	A	McNeese		3	4			
												143	A	McNeese		9	4			
												168	H	A&M-Corpus Christi		3	8			
												168	H	A&M-Corpus Christi		7	6			
												168	H	A&M-Corpus Christi		1	6			
												195	A	La. -Monroe		6	11			
												195	H	La. -Monroe		14	3			
												207	A	Ni chol ls St.		3	1			
												207	A	Ni chol ls St.		5	3			
												207	A	Ni chol ls St.		4	5			
												214	H	Bi nghamton		9	1			
												214	H	Bi nghamton		3	10			
												214	H	Bi nghamton		3	2			

Non-Div. I Games:

Northwestern St.

Average RPI Win:		218	WON-LOST RECORD		WINNING PCT. RANK		LAST 10 GAMES		STRENGTH OF SCHEDULE		OPP. STRENGTH OF SCHEDULE		TEAM RPI		ADJ RPI		CONF. RPI		ADJ CONF. RPI	
DIV. I ONLY			18-15-0		.54545 114		9-1-0		232		207		149		.50032 149		28		28	
DIV. I NON-CONF.			10-11-0		.47619 155		4-0-0		125		176		93		.52528 93		27		27	
TOTALS		RPI 1-25		RPI 26-50		W-L RECORDS		RPI 51-100		RPI 101-150		RPI 150+								
18-15-0		0-0-0		0-2-0		OVERALL		1-8-0		0-0-0		17-5-0								
9-1-0		0-0-0		0-0-0		HOME		0-0-0		0-0-0		9-1-0								
8-14-0		0-0-0		0-2-0		AWAY		1-8-0		0-0-0		7-4-0								
1-0-0		0-0-0		0-0-0		NEUTRAL		0-0-0		0-0-0		1-0-0								
10-11-0		0-0-0		0-2-0		NON-CONFERENCE		1-8-0		0-0-0		9-1-0								
4-0-0		0-0-0		0-0-0		HOME		0-0-0		0-0-0		4-0-0								
5-11-0		0-0-0		0-0-		AWAY		1-8-0		0-0-0		4-1-0								
1-0-0		0-0-0		0-0-0		NEUTRAL		0-0-0		0-0-0		1-0-0								
8-4-0		0-0-0		0-0-0		CONFERENCE		0-0-0		0-0-0		8-4-0								
5-1-0		0-0-0		0-0-0		HOME		0-0-0		0-0-0		5-1-0								
3-3-0		0-0-0		0-0-0		AWAY		0-0-0		0-0-0		3-3-0								
0-0-0		0-0-0		0-0-0		NEUTRAL		0-0-0		0-0-0		0-0-0								
RPI	S	Opponent	Score	RPI	S	Opponent	Score	RPI	S	Opponent	Score	RPI	S	Opponent	Score					
				36	A	Okla homa St.	2 3	83	A	UNCG	3 6	157	H	UMass Lowell I	8 7					
				36	A	Okla homa St.	3 5	83	A	UNCG	10 7	167	N	NJIT	9 5					
								83	A	UNCG	1 11	171	A	Ri chmond	7 8					
								94	A	Furman	6 7	171	A	Ri chmond	10 8					
								94	A	Furman	4 5	178	H	Monmouth	5 3					
								94	A	Furman	4 13	178	H	Monmouth	6 13					
								96	A	Wofford	4 18	178	H	Monmouth	4 3					
								96	A	Wofford	4 9	191	H	Hartford	5 4					
								96	A	Wofford	5 7	208	A	Siena	2 3					
												208	A	Siena	2 3					
												208	A	Siena	8 5					
												214	H	Bi nghamton	6 2					
												214	H	Bi nghamton	2 1					
												262	A	Towson	5 3					
												262	A	Towson	9 1					
												262	A	Towson	4 1					
												272	H	Ni agara	9 7					
												272	H	Ni agara	9 7					
												272	H	Ni agara	13 9					
												278	A	Iona	4 3					
												278	A	Iona	4 1					
												278	A	Iona	0 2					
LAST 10 GAMES																				
				278	A	Iona	4 3	272	H	Ni agara	9 7									
				278	A	Iona	0 2	272	H	Ni agara	13 9									
				278	A	Iona	4 1	272	H	Ni agara	9 7									
				214	H	Bi nghamton	2 1	191	H	Hartford	5 4									
				214	H	Bi nghamton	6 2	171	A	Ri chmond	10 8									

Non-Div. I Games:

Marist

Average RPI Win:		167	WON-LOST RECORD		WINNING PCT. RANK		LAST 10 GAMES		STRENGTH OF SCHEDULE		OPP. STRENGTH OF SCHEDULE		TEAM RPI		ADJ RPI		CONF. RPI		ADJ CONF. RPI	
DIV. I ONLY			18-21-0		.46154 174		5-5-0		74		167		151		.49907 151		11		11	
DIV. I NON-CONF.			10-11-0		.47619 155		1-0-0		80		252		200		.47802 200		13		13	
TOTALS		RPI 1-25		RPI 26-50		W-L RECORDS		RPI 51-100		RPI 101-150		RPI 150+								
18-21-0		0-0-0		3-8-0		OVERALL		3-4-0		1-3-0		11-6-0								
12-11-0		0-0-0		2-5-0		HOME		2-2-0		0-0-0		8-4-0								
5-8-0		0-0-0		1-3-0		AWAY		1-2-0		1-2-0		2-1-0								
1-2-0		0-0-0		0-0-0		NEUTRAL		0-0-0		0-1-0		1-1-0								
10-11-0		0-0-0		1-4-0		NON-CONFERENCE		2-2-0		0-1-0		7-4-0								
9-8-0		0-0-0		1-3-0		HOME		2-2-0		0-0-0		6-3-0								
0-1-0		0-0-0		0-0-		AWAY		0-0-0		0-0-0		0-0-0								
1-2-0		0-0-0		0-0-0		NEUTRAL		0-0-0		0-1-0		1-1-0								
8-10-0		0-0-0		2-4-0		CONFERENCE		1-2-0		1-2-0		4-2-0								
3-3-0		0-0-0		1-2-0		HOME		0-0-0		0-0-0		2-1-0								
5-7-0		0-0-0		1-2-0		AWAY		1-2-0		1-2-0		2-1-0								
0-0-0		0-0-0		0-0-0		NEUTRAL		0-0-0		0-0-0		0-0-0								
RPI	S	Opponent	Score	RPI	S	Opponent	Score	RPI	S	Opponent	Score	RPI	S	Opponent	Score					
				27	A	Stetson	3 5	66	H	Mi ami (FL)	5 3	108	A	Charlotte	6 8					
				31	H	Mi ssouri	11 5	73	A	UTSA	4 5	108	A	Charlotte	12 6					
				31	H	Mi ssouri	1 3	73	A	UTSA	4 12	108	A	Charlotte	9 10					
				31	H	Mi ssouri	1 22	73	A	UTSA	2 1	140	N	Rutgers	3 6					
				35	H	Southern Mi ss.	5 4	85	H	Jacksonville St.	6 13	156	H	Bethune-Cookman	12 7					
				35	H	Southern Mi ss.	0 5	85	H	Jacksonville St.	7 2	198	A	UAB	6 4					
				35	H	Southern Mi ss.	1 13	85	H	Jacksonville St.	6 12	198	A	UAB	3 0					
				44	H	FGCU	6 13					198	A	UAB	1 2					
				49	A	Loui si ana Tech	0 3					226	H	George Mason	14 3					
				49	A	Loui si ana Tech	6 7					226	H	George Mason	8 12					
				49	A	Loui si ana Tech	9 7					226	H	George Mason	16 0					
												233	N	Western Mi ch.	4 2					
												237	N	Saint Joseph' s	2 3					
												249	H	Old Domi ni on	5 4					
												249	H	Old Domi ni on	3 4					
												249	H	Old Domi ni on	8 7					
												258	H	Fl ori da A&M	4 8					
												258	H	Fl ori da A&M	7 2					
												279	H	Grambl ing	3 0					
												279	H	Grambl ing	12 7					
												279	H	Grambl ing	7 8					
				LAST 10 GAMES																
				73	A	UTSA	4 5	35	H	Southern Mi ss.	0 5									
				73	A	UTSA	2 1	198	A	UAB	3 0									
				73	A	UTSA	4 12	198	A	UAB	6 4									
				35	H	Southern Mi ss.	1 13	198	A	UAB	1 2									
				35	H	Southern Mi ss.	5 4	156	H	Bethune-Cookman	12 7									

Non-Div. I Games:

FIU

[illegible]

Non-Div. I Games:

Ci nci nnati

Average RPI Win: 131		WON-LOST	WINNING	LAST 10	STRENGTH OF		OPP. STRENGTH	TEAM	ADJ	CONF.	ADJ CONF.
Average RPI Loss: 73		RECORD	PCT. RANK	GAMES	SCHEDULE		OF SCHEDULE	RPI	RPI	RPI	RPI
DIV. I ONLY		14-23-1	.38158	224	2-8-0		40	114	153	.49836	153
DIV. I NON-CONF.		6-10-1	.38235	213	0-2-0		51	164	166	.4911	166
TOTALS		RPI 1-25	RPI 26-50		W-L RECORDS		RPI 51-100		RPI 101-150		RPI 150+
14-23-1		0-4-0	0-1-0		OVERALL		7-10-0		1-7-0		6-1-1
8-10-1		0-1-0	0-1-0		HOME		5-4-0		0-4-0		3-0-1
3-10-0		0-1-0	0-0-0		AWAY		2-5-0		1-2-0		0-1-0
3-3-0		0-2-0	0-0-0		NEUTRAL		0-1-0		0-0-0		3-0-0
6-10-1		0-4-0	0-1-0		NON-CONFERENCE		0-2-0		0-2-0		6-1-1
3-3-1		0-1-0	0-1-0		HOME		0-0-0		0-1-0		3-0-1
0-4-0		0-1-0	0-0-		AWAY		0-1-0		0-1-0		0-1-0
3-3-0		0-2-0	0-0-0		NEUTRAL		0-1-0		0-0-0		3-0-0
8-13-0		0-0-0	0-0-0		CONFERENCE		7-8-0		1-5-0		0-0-0
5-7-0		0-0-0	0-0-0		HOME		5-4-0		0-3-0		0-0-0
3-6-0		0-0-0	0-0-0		AWAY		2-4-0		1-2-0		0-0-0
0-0-0		0-0-0	0-0-0		NEUTRAL		0-0-0		0-0-0		0-0-0
RPI S	Opponent	Score	RPI S	Opponent	Score	RPI S	Opponent	Score	RPI S	Opponent	Score
3 A	Texas Tech	2 7	38 H	Arizona	6 16	51 H	UNLV	11 2	113 A	Pepperdine	7 11
3 H	Texas Tech	9 20				51 H	UNLV	3 8	120 H	New Mexico St.	1 9
4 N	Oregon St.	2 5				51 H	UNLV	8 5	122 A	Fresno St.	4 5
4 N	Oregon St.	3 15				52 A	Nevada	2 15	122 A	Fresno St.	1 5
						52 A	Nevada	2 5	122 A	Fresno St.	5 4
						52 A	Nevada	1 14	122 H	Fresno St.	6 11
						52 H	Nevada	8 13	122 H	Fresno St.	6 7
						52 H	Nevada	8 5	122 H	Fresno St.	5 15
						52 H	Nevada	5 9	180 A	Cal Poly	4 5
						59 A	San Diego St.	9 5	180 N	Cal Poly	3 1
						59 A	San Diego St.	2 3	200 N	Columbia	10 9
						59 A	San Diego St.	5 4	200 N	Columbia	3 1
						67 N	Gonzaga	3 4	234 H	Central Mich.	20 9
						78 H	Air Force	7 4	234 H	Central Mich.	6 0
						78 H	Air Force	12 11	234 H	Central Mich.	8 7
						78 H	Air Force	4 10	234 H	Central Mich.	6 6
						82 A	Houston	0 1			
LAST 10 GAMES						52 A	Nevada	2 5			
						52 A	Nevada	2 15			
						120 H	New Mexico St.	1 9			
						122 H	Fresno St.	6 11			
						122 H	Fresno St.	6 7			
						3 H	Texas Tech	9 20			
						52 A	Nevada	1 14			

Non-Div. I Games:

New Mexico

Average RPI Win: 129		WON-LOST	WINNING	LAST 10	STRENGTH OF		OPP. STRENGTH	TEAM	ADJ	CONF.	ADJ CONF.
Average RPI Loss: 104		RECORD	PCT. RANK	GAMES	SCHEDULE		OF SCHEDULE	RPI	RPI	RPI	RPI
DIV. I ONLY		18-22-0	.45	180	4-6-0		126	90	154	.49833	154
DIV. I NON-CONF.		7-15-0	.31818	235	0-3-0		95	68	216	.47149	215
TOTALS		RPI 1-25	RPI 26-50		W-L RECORDS		RPI 51-100		RPI 101-150		RPI 150+
18-22-0	0-0-0	0-2-0		OVERALL		1-7-0		12-8-0		5-5-0	
11-8-0	0-0-0	0-1-0		HOME		1-3-0		6-2-0		4-2-0	
7-12-0	0-0-0	0-1-0		AWAY		0-2-0		6-6-0		1-3-0	
0-2-0	0-0-0	0-0-0		NEUTRAL		0-2-0		0-0-0		0-0-0	
7-15-0	0-0-0	0-2-0		NON-CONFERENCE		1-7-0		3-5-0		3-1-0	
5-5-0	0-0-0	0-1-0		HOME		1-3-0		1-1-0		3-0-0	
2-8-0	0-0-0	0-0-		AWAY		0-2-0		2-4-0		0-1-0	
0-2-0	0-0-0	0-0-0		NEUTRAL		0-2-0		0-0-0		0-0-0	
11-7-0	0-0-0	0-0-0		CONFERENCE		0-0-0		9-3-0		2-4-0	
6-3-0	0-0-0	0-0-0		HOME		0-0-0		5-1-0		1-2-0	
5-4-0	0-0-0	0-0-0		AWAY		0-0-0		4-2-0		1-2-0	
0-0-0	0-0-0	0-0-0		NEUTRAL		0-0-0		0-0-0		0-0-0	
RPI S Opponent	Score	RPI S Opponent	Score	RPI S Opponent	Score	RPI S Opponent	Score	RPI S Opponent	Score	RPI S Opponent	Score
30 A UCLA	1 12	30 H UCLA	1 13	51 A UNLV	10 11	109 A Hawai i	0 4	109 A Hawai i	3 5	109 A Hawai i	4 2
				53 H Oregon	7 9	109 A Hawai i	3 0	109 A Hawai i	4 3	109 A Hawai i	4 11
				53 H Oregon	4 2	110 A San Di ego	6 18	110 A San Di ego	2 3	110 A San Di ego	1 6
				53 H Oregon	1 2	111 A Southern Cal i forni a	4 3	111 A Southern Cal i forni a	5 3	111 A Southern Cal i forni a	2 6
				53 N Oregon	1 6	113 H Pepperdi ne	4 3	113 H Pepperdi ne	5 3	113 H Pepperdi ne	2 6
				72 A UC Irvine	2 10	113 H Pepperdi ne	6 3	115 H San Franci sco	4 3	115 H San Franci sco	6 3
				72 H UC Irvine	5 6	115 H San Franci sco	6 3	115 H San Franci sco	6 3	115 H San Franci sco	6 3
				88 N Indiana St.	2 8	132 A Long Beach St.	6 9	132 A Long Beach St.	5 4	132 A Long Beach St.	9 8
						133 A BYU	7 4	133 A BYU	9 4	133 A BYU	7 4
						133 A BYU	9 4	160 H Val parai so	7 4	160 H Val parai so	15 5
						160 H Val parai so	10 3	160 H Val parai so	4 13	160 H Val parai so	2 3
						165 A UC Santa Barbara	13 4	165 A UC Santa Barbara	5 7	165 A UC Santa Barbara	8 2
						170 A Paci fi c	13 4	170 A Paci fi c	1 6	170 A Paci fi c	1 2
						170 A Paci fi c	8 2	170 A Paci fi c	1 6	170 A Paci fi c	1 2
						190 H Portl and	1 6	190 H Portl and	1 2	190 H Portl and	1 2
						190 H Portl and	1 2	190 H Portl and	1 2	190 H Portl and	1 2
						190 H Portl and	1 6	190 H Portl and	1 6	190 H Portl and	1 6
						111 H Southern Cal i forni a	1 6	111 H Southern Cal i forni a	1 6	111 H Southern Cal i forni a	1 6
						132 A Long Beach St.	6 9	132 A Long Beach St.	6 9	132 A Long Beach St.	6 9
						115 H San Franci sco	4 3	115 H San Franci sco	4 3	115 H San Franci sco	4 3
						115 H San Franci sco	6 3	115 H San Franci sco	6 3	115 H San Franci sco	6 3
						115 H San Franci sco	6 3	115 H San Franci sco	6 3	115 H San Franci sco	6 3
						165 A UC Santa Barbara	4 13	165 A UC Santa Barbara	4 13	165 A UC Santa Barbara	4 13
						110 A San Di ego	6 18	110 A San Di ego	6 18	110 A San Di ego	6 18

Non-Div. I Games:

Loyola Marymount

Average RPI Win: 195		WON-LOST	WINNING	LAST 10	STRENGTH OF		OPP. STRENGTH	TEAM	ADJ	CONF.	ADJ CONF.			
Average RPI Loss: 141		RECORD	PCT. RANK	GAMES	SCHEDULE		OF SCHEDULE	RPI	RPI	RPI	RPI			
DIV. I ONLY		16-17-0	.48485	161	6-4-0		223	164	155	.49707	155	26	26	
DIV. I NON-CONF.		10-11-0	.47619	155	1-0-0		148	72	73	.53815	73	25	25	
TOTALS		RPI 1-25	RPI 26-50		W-L RECORDS		RPI 51-100		RPI 101-150		RPI 150+			
16-17-0		1-0-0	0-0-0		OVERALL		2-7-0		2-4-0		11-6-0			
4-2-0		0-0-0	0-0-0		HOME		0-0-0		0-0-0		4-2-0			
11-15-0		1-0-0	0-0-0		AWAY		2-7-0		1-4-0		7-4-0			
1-0-0		0-0-0	0-0-0		NEUTRAL		0-0-0		1-0-0		0-0-0			
10-11-0		1-0-0	0-0-0		NON-CONFERENCE		2-7-0		2-4-0		5-0-0			
0-0-0		0-0-0	0-0-0		HOME		0-0-0		0-0-0		0-0-0			
9-11-0		1-0-0	0-0-		AWAY		2-7-0		1-4-0		5-0-0			
1-0-0		0-0-0	0-0-0		NEUTRAL		0-0-0		1-0-0		0-0-0			
6-6-0		0-0-0	0-0-0		CONFERENCE		0-0-0		0-0-0		6-6-0			
4-2-0		0-0-0	0-0-0		HOME		0-0-0		0-0-0		4-2-0			
2-4-0		0-0-0	0-0-0		AWAY		0-0-0		0-0-0		2-4-0			
0-0-0		0-0-0	0-0-0		NEUTRAL		0-0-0		0-0-0		0-0-0			
RPI	S	Opponent	Score		RPI	S	Opponent	Score		RPI	S	Opponent	Score	
19	A	Northeastern	8	6										
							60 A South Carolina	3	12			116 N Holy Cross	10	2
							81 A Samford	5	3			120 A New Mexico St.	9	11
							81 A Samford	0	8			120 A New Mexi co St.	4	23
							81 A Samford	1	3			120 A New Mexi co St.	5	11
							81 A Samford	5	6			120 A New Mexi co St.	5	4
							94 A Furman	6	8			135 A Davi dson	3	13
							94 A Furman	3	16			175 A Boston Colle ge	7	4
							94 A Furman	6	2			189 A Yal e	4	0
							94 A Furman	6	7			189 A Yal e	6	10
												189 A Yal e	1	4
												200 A Col umbi a	11	6
												200 A Col umbi a	1	7
												200 A Col umbi a	6	9
												261 A Presbyteri an	10	5
												261 A Presbyteri an	7	5
												261 A Presbyteri an	11	5
												261 A Presbyteri an	2	1
												266 H Brown	3	7
												266 H Brown	3	1
												266 H Brown	8	7
												277 H Penn	5	6
												277 H Penn	14	5
												277 H Penn	5	2
LAST 10 GAMES														
							266 H Brown	3	7			189 A Yal e	4	0
							266 H Brown	8	7			19 A Northeastern	8	6
							266 H Brown	3	1			277 H Penn	5	6
							189 A Yal e	1	4			277 H Penn	14	5
							189 A Yal e	6	10			277 H Penn	5	2

Non-Div. I Games:

Harvard

Average RPI Win: 199		WON-LOST RECORD		WINNING PCT. RANK		LAST 10 GAMES		STRENGTH OF SCHEDULE		OPP. STRENGTH OF SCHEDULE		TEAM RPI		ADJ RPI		CONF. RPI		ADJ CONF. RPI	
DIV. I ONLY		17-24-0		.41463 206		5-5-0		63		241		156		.49466 156		31		31	
DIV. I NON-CONF.		6-17-0		.26087 251		0-3-0		2		116		149		.49934 149		31		31	
TOTALS		RPI 1-25		RPI 26-50		W-L RECORDS		RPI 51-100		RPI 101-150		RPI 150+							
17-24-0		1-4-0		1-7-0		OVERALL		1-2-0		1-1-0		13-10-0							
11-10-0		1-2-0		1-3-0		HOME		0-0-0		1-0-0		8-5-0							
6-14-0		0-2-0		0-4-0		AWAY		1-2-0		0-1-0		5-5-0							
0-0-0		0-0-0		0-0-0		NEUTRAL		0-0-0		0-0-0		0-0-0							
6-17-0		1-4-0		1-7-0		NON-CONFERENCE		1-2-0		1-1-0		2-3-0							
5-7-0		1-2-0		1-3-0		HOME		0-0-0		1-0-0		2-2-0							
1-10-0		0-2-0		0-0-		AWAY		1-2-0		0-1-0		0-1-0							
0-0-0		0-0-0		0-0-0		NEUTRAL		0-0-0		0-0-0		0-0-0							
11-7-0		0-0-0		0-0-0		CONFERENCE		0-0-0		0-0-0		11-7-0							
6-3-0		0-0-0		0-0-0		HOME		0-0-0		0-0-0		6-3-0							
5-4-0		0-0-0		0-0-0		AWAY		0-0-0		0-0-0		5-4-0							
0-0-0		0-0-0		0-0-0		NEUTRAL		0-0-0		0-0-0		0-0-0							
RPI	S	Opponent		Score		RPI	S	Opponent		Score		RPI	S	Opponent		Score			
2	A	Florida		4	7	27	A	Stetson		2	8	100	A	Mercer		7	13		
14	A	Fla. Atlantic		2	14	27	A	Stetson		0	2	100	A	Mercer		8	6		
14	H	Fla. Atlantic		7	6	27	A	Stetson		4	7	100	A	Mercer		5	6		
16	H	Jacksonville		8	13	44	H	FGCU		4	10								
21	H	South Fla.		1	16	44	H	FGCU		3	1								
						44	H	FGCU		1	8								
						47	A	UCF		1	7								
						47	H	UCF		1	6								
						LAST 10 GAMES													
						219	H	N. C. Central		9	7	258	H	Florida A&M		3	6		
						219	H	N. C. Central		6	0	258	H	Florida A&M		5	2		
						219	H	N. C. Central		5	0	258	H	Florida A&M		5	9		
						47	A	UCF		1	7	134	A	North Florida		1	6		
						14	A	Fla. Atlantic		2	14	292	A	Savannah St.		9	5		

Non-Div. I Games:

Bethune-Cookman

[illegible]

Non-Div. I Games:

UMass Lowell I

Average RPI Win: 179		WON-LOST	WINNING	LAST 10	STRENGTH OF		OPP. STRENGTH	TEAM	ADJ	CONF.	ADJ CONF.
Average RPI Loss: 118		RECORD	PCT. RANK	GAMES	SCHEDULE		OF SCHEDULE	RPI	RPI	RPI	RPI
DIV. I ONLY		22-17-0	.5641	101	7-3-0		213	99	158	.49336	158
DIV. I NON-CONF.		12-15-0	.44444	179	3-2-0		178	21	204	.47652	204
TOTALS		RPI 1-25	RPI 26-50		W-L RECORDS		RPI 51-100		RPI 101-150		RPI 150+
22-17-0		0-0-0	0-1-0		OVERALL		5-7-0		2-3-0		15-6-0
15-8-0		0-0-0	0-1-0		HOME		3-2-0		2-2-0		10-3-0
6-9-0		0-0-0	0-0-0		AWAY		2-5-0		0-1-0		4-3-0
1-0-0		0-0-0	0-0-0		NEUTRAL		0-0-0		0-0-0		1-0-0
12-15-0		0-0-0	0-1-0		NON-CONFERENCE		5-7-0		2-3-0		5-4-0
9-8-0		0-0-0	0-1-0		HOME		3-2-0		2-2-0		4-3-0
2-7-0		0-0-0	0-0-		AWAY		2-5-0		0-1-0		0-1-0
1-0-0		0-0-0	0-0-0		NEUTRAL		0-0-0		0-0-0		1-0-0
10-2-0		0-0-0	0-0-0		CONFERENCE		0-0-0		0-0-0		10-2-0
6-0-0		0-0-0	0-0-0		HOME		0-0-0		0-0-0		6-0-0
4-2-0		0-0-0	0-0-0		AWAY		0-0-0		0-0-0		4-2-0
0-0-0		0-0-0	0-0-0		NEUTRAL		0-0-0		0-0-0		0-0-0
RPI	S	Opponent	Score	RPI	S	Opponent	Score	RPI	S	Opponent	Score
				38	H	Ari zona	1 16	51	H	UNLV	5 3
								51	H	UNLV	10 6
								57	A	Illinois	5 1
								57	A	Illinois	2 3
								57	A	Illinois	5 3
								59	A	San Diego St.	4 5
								63	A	Cal St. Fullerton	0 2
								63	A	Cal St. Fullerton	3 7
								63	A	Cal St. Fullerton	2 10
								86	H	TCU	6 14
								86	H	TCU	2 3
								86	H	TCU	9 8
								102	H	Kansas	5 6
								102	H	Kansas	12 2
								110	A	San Di ego	4 8
								150	H	CSUN	13 8
								150	H	CSUN	1 4
								160	H	Val parai so	6 12
								160	H	Val parai so	7 11
								162	H	Washi ngton St.	4 5
								180	N	Cal Poly	5 1
								205	A	Northern Col o.	4 7
								205	A	Northern Col o.	9 6
								205	A	Northern Col o.	18 1
								209	H	Penn St.	8 7
								209	H	Penn St.	8 7
								209	H	Penn St.	8 1
								222	A	UTRGV	5 0
								222	A	UTRGV	1 9
								222	A	UTRGV	8 3
								225	A	UC Ri versi de	8 9
								225	H	UC Ri versi de	6 1
								240	H	Utah Valley	5 2
								240	H	Utah Valley	11 2
								240	H	Utah Valley	5 2
								257	H	Chi cago St.	3 2
								257	H	Chi cago St.	13 5
								257	H	Chi cago St.	11 2
LAST 10 GAMES				57	A	Illinoi s	5 3	222	A	UTRGV	1 9
				57	A	Illinoi s	2 3	222	A	UTRGV	8 3
				57	A	Illinoi s	5 1	38	H	Ari zona	1 16
				225	H	UC Ri versi de	6 1	240	H	Utah Valley	5 2
				222	A	UTRGV	5 0	240	H	Utah Valley	11 2

Non-Div. I Games:

Grand Canyon

L
i
p
s
c
o
m
bL
i
p
s
c
o
m
b

Lipscomb

Average RPI Win:	165	WON-LOST RECORD	WINNING PCT. RANK	LAST 10 GAMES	STRENGTH OF SCHEDULE	OPP. STRENGTH OF SCHEDULE	TEAM RPI	ADJ RPI	CONF. RPI	ADJ CONF. RPI			
DIV. I ONLY		14-20-0	.41176	208	6-4-0	185	152	160	.49095	160	10	10	
DIV. I NON-CONF.		10-15-0	.4	197	3-1-0	176	168	158	.49725	158	9	9	
<hr/>													
TOTALS	RPI 1-25	RPI 26-50		W-L RECORDS		RPI 51-100		RPI 101-150		RPI 150+			
14-20-0	0-0-0	1-1-0		OVERALL		2-6-0		3-4-0		8-9-0			
2-3-0	0-0-0	0-0-0		HOME		1-2-0		0-0-0		1-1-0			
11-15-0	0-0-0	1-1-0		AWAY		1-4-0		2-2-0		7-8-0			
1-2-0	0-0-0	0-0-0		NEUTRAL		0-0-0		1-2-0		0-0-0			
10-15-0	0-0-0	1-1-0		NON-CONFERENCE		1-4-0		2-2-0		6-8-0			
1-1-0	0-0-0	0-0-0		HOME		0-0-0		0-0-0		1-1-0			
8-12-0	0-0-0	1-0-		AWAY		1-4-0		1-0-0		5-7-0			
1-2-0	0-0-0	0-0-0		NEUTRAL		0-0-0		1-2-0		0-0-0			
4-5-0	0-0-0	0-0-0		CONFERENCE		1-2-0		1-2-0		2-1-0			
1-2-0	0-0-0	0-0-0		HOME		1-2-0		0-0-0		0-0-0			
3-3-0	0-0-0	0-0-0		AWAY		0-0-0		1-2-0		2-1-0			
0-0-0	0-0-0	0-0-0		NEUTRAL		0-0-0		0-0-0		0-0-0			
RPI	S	Opponent	Score	RPI	S	Opponent	Score	RPI	S	Opponent	Score		
				28	A	Oklahoma	2 3	57	A	Illinois	11 7		
				28	A	Oklahoma	11 4	69	A	Alabama	2 16		
								69	A	Alabama	5 6		
								69	A	Alabama	6 12		
								76	H	Bradley	4 5		
								76	H	Bradley	5 2		
								76	H	Bradley	4 10		
								77	A	Purdue	1 4		
										116	N	Holy Cross	20 6
										127	A	Southern Ill.	0 8
										127	A	Southern Ill.	6 2
										127	A	Southern Ill.	2 6
										129	A	Butler	9 2
										150	N	CSUN	5 6
										150	N	CSUN	13 14
										154	A	Loyola Marymount	3 10
										154	A	Loyola Marymount	4 7
										154	A	Loyola Marymount	5 15
										158	A	Grand Canyon	12 6
										158	A	Grand Canyon	11 7
										179	H	Milwaukee	23 5
										182	H	Ball St.	5 13
										203	A	Michigan St.	4 5
										203	A	Michigan St.	7 6
										225	A	UC Riverside	3 4
										225	A	UC Riverside	5 14
										263	A	Evansville	8 9
										263	A	Evansville	6 1
										263	A	Evansville	7 2
										275	A	Ark. -Pine Bluff	14 7
										275	A	Ark. -Pine Bluff	5 6
										275	A	Ark. -Pine Bluff	12 8
<hr/>													
LAST 10 GAMES													
				263	A	Evansville	6 1	203	A	Michigan St.	4 5		
				263	A	Evansville	8 9	179	H	Milwaukee	23 5		
				263	A	Evansville	7 2	127	A	Southern Ill.	0 8		
				57	A	Illinois	11 7	127	A	Southern Ill.	6 2		
				203	A	Michigan St.	7 6	127	A	Southern Ill.	2 6		

Non-Div. I Games:

Val parai so

Average RPI Win: 198		WON-LOST	WINNING	LAST 10	STRENGTH OF		OPP. STRENGTH	TEAM	ADJ	CONF.	ADJ CONF.
Average RPI Loss: 115		RECORD	PCT. RANK	GAMES	SCHEDULE		OF SCHEDULE	RPI	RPI	RPI	RPI
DIV. I ONLY		20-17-0	.54054	117	0-1-0		177	234	161	.4903	161
DIV. I NON-CONF.		13-12-0	.52	133	0-1-0		215	268	179	.48495	179
TOTALS		RPI 1-25	RPI 26-50		W-L RECORDS		RPI 51-100		RPI 101-150		RPI 150+
20-17-0		0-3-0	0-0-0		OVERALL		1-6-0		7-4-0		12-4-0
14-7-0		0-0-0	0-0-0		HOME		1-3-0		5-2-0		8-2-0
6-9-0		0-3-0	0-0-0		AWAY		0-3-0		2-2-0		4-1-0
0-1-0		0-0-0	0-0-0		NEUTRAL		0-0-0		0-0-0		0-1-0
13-12-0		0-3-0	0-0-0		NON-CONFERENCE		1-6-0		2-0-0		10-3-0
8-4-0		0-0-0	0-0-0		HOME		1-3-0		1-0-0		6-1-0
5-7-0		0-3-0	0-0-		AWAY		0-3-0		1-0-0		4-1-0
0-1-0		0-0-0	0-0-0		NEUTRAL		0-0-0		0-0-0		0-1-0
7-5-0		0-0-0	0-0-0		CONFERENCE		0-0-0		5-4-0		2-1-0
6-3-0		0-0-0	0-0-0		HOME		0-0-0		4-2-0		2-1-0
1-2-0		0-0-0	0-0-0		AWAY		0-0-0		1-2-0		0-0-0
0-0-0		0-0-0	0-0-0		NEUTRAL		0-0-0		0-0-0		0-0-0
RPI S	Opponent	Score	RPI S	Opponent	Score	RPI S	Opponent	Score	RPI S	Opponent	Score
14 A	Fla. Atlantic	2 7				54 A	Mi chi gan	0 11	101 H	UNCW	5 3
14 A	Fla. Atlantic	3 6				54 A	Mi chi gan	2 6	101 H	UNCW	5 1
14 A	Fla. Atlantic	1 2				54 A	Mi chi gan	2 4	101 H	UNCW	0 10
						93 H	Bryant	7 3	124 A	Maryl and	7 1
						93 H	Bryant	2 5	124 H	Maryl and	7 6
						93 H	Bryant	2 13	131 H	James Madi son	0 6
						93 H	Bryant	5 6	131 H	James Madi son	7 6
									131 H	James Madi son	5 1
									145 A	Hofstra	1 11
									145 A	Hofstra	5 2
									145 A	Hofstra	0 9
									178 H	Monmouth	2 15
									178 H	Monmouth	2 1
									178 H	Monmouth	7 6
									217 A	Lehigh	15 7
									237 H	Saint Joseph' s	8 5
									253 N	Lafayette	4 9
									255 A	Charleston So.	1 0
									255 A	Charleston So.	3 6
									255 A	Charleston So.	6 2
									262 H	Towson	2 10
									262 H	Towson	6 3
									262 H	Towson	2 1
									265 A	La Salle	7 3
									297 H	Del aware St.	9 0
									297 H	Del aware St.	11 4
									297 H	Del aware St.	9 5
			LAST 10 GAMES								
			253 N	Lafayette	4 9	101 H	UNCW	0 10			
			131 H	James Madi son	0 6	101 H	UNCW	5 1			
			131 H	James Madi son	7 6	101 H	UNCW	5 3			
			131 H	James Madi son	5 1	217 A	Lehigh	15 7			
			237 H	Saint Joseph' s	8 5	145 A	Hofstra	5 2			

Non-Div. I Games:

Del aware

Average RPI Win:		143	WON-LOST RECORD		WINNING PCT. RANK		LAST 10 GAMES		STRENGTH OF SCHEDULE		OPP. STRENGTH OF SCHEDULE		TEAM RPI		ADJ RPI		CONF. RPI		ADJ CONF. RPI	
DIV. I ONLY			13-20-0		.39394 217		5-5-0		96		71		162		.49019 162		5		5	
DIV. I NON-CONF.			8-10-0		.44444 179		3-1-0		177		163		209		.47433 209		5		5	
TOTALS		RPI 1-25		RPI 26-50		W-L RECORDS		RPI 51-100		RPI 101-150		RPI 150+								
13-20-0		0-0-0		1-5-0		OVERALL		3-8-0		4-6-0		5-1-0								
9-5-0		0-0-0		0-0-0		HOME		2-2-0		4-3-0		3-0-0								
3-12-0		0-0-0		1-5-0		AWAY		1-6-0		0-1-0		1-0-0								
1-3-0		0-0-0		0-0-0		NEUTRAL		0-0-0		0-2-0		1-1-0								
8-10-0		0-0-0		0-0-0		NON-CONFERENCE		1-4-0		2-5-0		5-1-0								
6-2-0		0-0-0		0-0-0		HOME		1-0-0		2-2-0		3-0-0								
1-5-0		0-0-0		0-0-		AWAY		0-4-0		0-1-0		1-0-0								
1-3-0		0-0-0		0-0-0		NEUTRAL		0-0-0		0-2-0		1-1-0								
5-10-0		0-0-0		1-5-0		CONFERENCE		2-4-0		2-1-0		0-0-0								
3-3-0		0-0-0		0-0-0		HOME		1-2-0		2-1-0		0-0-0								
2-7-0		0-0-0		1-5-0		AWAY		1-2-0		0-0-0		0-0-0								
0-0-0		0-0-0		0-0-0		NEUTRAL		0-0-0		0-0-0		0-0-0								
RPI	S	Opponent		Score	RPI	S	Opponent		Score	RPI	S	Opponent		Score						
					30	A	UCLA		5 6	53	A	Oregon		2 4						
					30	A	UCLA		5 8	53	A	Oregon		7 0						
					30	A	UCLA		4 5	53	A	Oregon		1 2						
					38	A	Arizona		4 5	67	A	Gonzaga		4 7						
					38	A	Arizona		5 4	67	H	Gonzaga		4 3						
					38	A	Arizona		2 9	69	A	Alabama		3 9						
										69	A	Alabama		2 8						
										69	A	Alabama		4 12						
										98	H	California		3 6						
										98	H	California		4 3						
										98	H	California		6 13						
LAST 10 GAMES																				
					228	H	Santa Clara		5 0	98	H	California		3 6						
					228	H	Santa Clara		11 3	98	H	California		6 13						
					228	H	Santa Clara		12 10	53	A	Oregon		7 0						
					67	A	Gonzaga		4 7	53	A	Oregon		2 4						
					98	H	California		4 3	53	A	Oregon		1 2						

Non-Div. I Games:

Washington St.

Average RPI Win: 215		WON-LOST	WINNING	LAST 10	STRENGTH OF		OPP. STRENGTH	TEAM	ADJ	CONF.	ADJ CONF.
Average RPI Loss: 124		RECORD	PCT. RANK	GAMES	SCHEDULE		OF SCHEDULE	RPI	RPI	RPI	RPI
DIV. I ONLY		17-20-0	.45946	178	3-7-0		164	229	163	.48904	163
DIV. I NON-CONF.		12-7-0	.63158	72	2-2-0		266	281	146	.50079	146
TOTALS		RPI 1-25	RPI 26-50		W-L RECORDS		RPI 51-100		RPI 101-150		RPI 150+
17-20-0		0-3-0	0-3-0		OVERALL		0-3-0		2-3-0		15-8-0
5-10-0		0-3-0	0-3-0		HOME		0-0-0		0-1-0		5-3-0
12-10-0		0-0-0	0-0-0		AWAY		0-3-0		2-2-0		10-5-0
0-0-0		0-0-0	0-0-0		NEUTRAL		0-0-0		0-0-0		0-0-0
12-7-0		0-0-0	0-0-0		NON-CONFERENCE		0-0-0		2-3-0		10-4-0
4-2-0		0-0-0	0-0-0		HOME		0-0-0		0-1-0		4-1-0
8-5-0		0-0-0	0-0-		AWAY		0-0-0		2-2-0		6-3-0
0-0-0		0-0-0	0-0-0		NEUTRAL		0-0-0		0-0-0		0-0-0
5-13-0		0-3-0	0-3-0		CONFERENCE		0-3-0		0-0-0		5-4-0
1-8-0		0-3-0	0-3-0		HOME		0-0-0		0-0-0		1-2-0
4-5-0		0-0-0	0-0-0		AWAY		0-3-0		0-0-0		4-2-0
0-0-0		0-0-0	0-0-0		NEUTRAL		0-0-0		0-0-0		0-0-0
RPI S	Opponent	Score	RPI S	Opponent	Score	RPI S	Opponent	Score	RPI S	Opponent	Score
14 H	Fla. Atlantic	2 3	49 H	Louisiana Tech	2 15	73 A	UTSA	3 4	126 A	Elon	8 6
14 H	Fla. Atlantic	3 17	49 H	Louisiana Tech	3 12	73 A	UTSA	2 12	126 A	Elon	2 3
14 H	Fla. Atlantic	6 8	49 H	Louisiana Tech	6 10	73 A	UTSA	2 11	126 A	Elon	11 7
									142 A	Virginia Tech	3 11
									142 H	Virginia Tech	9 11
									166 A	Morehead St.	11 14
									181 A	Middle Tenn.	6 4
									181 A	Middle Tenn.	9 4
									181 A	Middle Tenn.	11 0
									184 A	Western Ky.	5 7
									184 A	Western Ky.	6 5
									184 A	Western Ky.	2 6
									196 A	Appalachian St.	4 2
									196 A	Appalachian St.	5 8
									196 A	Appalachian St.	14 5
									198 H	UAB	6 0
									198 H	UAB	1 3
									198 H	UAB	2 5
									247 A	Ohio	7 6
									247 H	Ohio	6 2
									258 A	Florida A&M	9 0
									258 A	Florida A&M	17 5
									258 A	Florida A&M	1 8
									268 A	Western Caro.	12 8
									272 H	Niagara	4 7
									272 H	Niagara	11 1
									272 H	Niagara	5 4
									272 H	Niagara	6 2
			LAST 10 GAMES								
			49 H	Louisiana Tech	3 12	184 A	Western Ky.	5 7			
			49 H	Louisiana Tech	6 10	184 A	Western Ky.	6 5			
			49 H	Louisiana Tech	2 15	184 A	Western Ky.	2 6			
			247 A	Ohio	7 6	142 H	Virginia Tech	9 11			
			247 H	Ohio	6 2	142 A	Virginia Tech	3 11			

Non-Div. I Games:

Marshall

C
a
n
i
s
i
u
s

Cani si us

Average RPI Win: 169		WON-LOST	WINNING	LAST 10	STRENGTH OF		OPP. STRENGTH	TEAM	ADJ	CONF.	ADJ CONF.
Average RPI Loss: 117		RECORD	PCT. RANK	GAMES	SCHEDULE		OF SCHEDULE	RPI	RPI	RPI	RPI
DIV. I ONLY		18-17-1	.51389	138	6-4-0		176	105	165	.48853	165
DIV. I NON-CONF.		14-12-1	.53704	124	4-0-0		199	146	183	.48374	183
<hr/>											
TOTALS		RPI 1-25	RPI 26-50		W-L RECORDS		RPI 51-100		RPI 101-150		RPI 150+
18-17-1		0-0-0	0-1-0		OVERALL		3-6-0		2-4-1		13-6-0
14-7-1		0-0-0	0-0-0		HOME		2-1-0		1-3-1		11-3-0
3-9-0		0-0-0	0-0-0		AWAY		1-5-0		1-1-0		1-3-0
1-1-0		0-0-0	0-1-0		NEUTRAL		0-0-0		0-0-0		1-0-0
14-12-1		0-0-0	0-1-0		NON-CONFERENCE		0-3-0		2-4-1		12-4-0
12-6-1		0-0-0	0-0-0		HOME		0-0-0		1-3-1		11-3-0
1-5-0		0-0-0	0-0-		AWAY		0-3-0		1-1-0		0-1-0
1-1-0		0-0-0	0-1-0		NEUTRAL		0-0-0		0-0-0		1-0-0
4-5-0		0-0-0	0-0-0		CONFERENCE		3-3-0		0-0-0		1-2-0
2-1-0		0-0-0	0-0-0		HOME		2-1-0		0-0-0		0-0-0
2-4-0		0-0-0	0-0-0		AWAY		1-2-0		0-0-0		1-2-0
0-0-0		0-0-0	0-0-0		NEUTRAL		0-0-0		0-0-0		0-0-0
RPI	S	Opponent	Score	RPI	S	Opponent	Score	RPI	S	Opponent	Score
				46	N	Mississippi St.	4 7	59	A	San Diego St.	1 9
								59	A	San Diego St.	4 8
								59	A	San Diego St.	5 7
								63	H	Cal St. Fullerton	0 3
								63	H	Cal St. Fullerton	6 5
								63	H	Cal St. Fullerton	2 1
								72	A	UC Irvine	2 10
								72	A	UC Irvine	9 4
								72	A	UC Irvine	1 11
								105	H	Texas St.	0 1
								105	H	Texas St.	4 4
								105	H	Texas St.	5 6
								111	A	Southern California	8 5
								111	H	Southern California	3 9
								122	A	Fresno St.	1 6
								122	H	Fresno St.	7 2
								154	H	Loyola Marymount	13 4
								168	A	A&M-Corpus Christi	1 2
								173	H	Sacramento St.	10 2
								173	H	Sacramento St.	0 2
								173	H	Sacramento St.	3 12
								176	H	San Jose St.	11 1
								176	H	San Jose St.	4 3
								176	H	San Jose St.	9 2
								199	A	UC Davis	3 5
								199	A	UC Davis	5 1
								199	A	UC Davis	3 4
								207	N	Nicholls St.	8 6
								209	H	Penn St.	10 4
								209	H	Penn St.	4 0
								209	H	Penn St.	7 8
								222	H	UTRGV	7 5
								222	H	UTRGV	7 2
								222	H	UTRGV	4 2
								260	H	Dartmouth	15 5
LAST 10 GAMES											
				199	A	UC Davis	5 1	72	A	UC Irvine	9 4
				199	A	UC Davis	3 5	72	A	UC Irvine	2 10
				199	A	UC Davis	3 4	154	H	Loyola Marymount	13 4
				111	A	Southern California	8 5	222	H	UTRGV	7 5
				72	A	UC Irvine	1 11	222	H	UTRGV	7 2

Non-Div. I Games:

UC Santa Barbara

Average RPI Win: 221		WON-LOST	WINNING	LAST 10	STRENGTH OF		OPP. STRENGTH	TEAM	ADJ	CONF.	ADJ CONF.
Average RPI Loss: 146		RECORD	PCT. RANK	GAMES	SCHEDULE		OF SCHEDULE	RPI	RPI	RPI	RPI
DIV. I ONLY		24-16-0	.6	79	6-3-0		266	194	166	.48823	166
DIV. I NON-CONF.		12-10-0	.54545	121	0-1-0		258	203	176	.48624	175
TOTALS		RPI 1-25	RPI 26-50		W-L RECORDS		RPI 51-100		RPI 101-150		RPI 150+
24-16-0	0-0-0	0-1-0		OVERALL		1-2-0		2-5-0		21-8-0	
11-5-0	0-0-0	0-0-0		HOME		1-2-0		1-2-0		9-1-0	
11-9-0	0-0-0	0-1-0		AWAY		0-0-0		1-3-0		10-5-0	
2-2-0	0-0-0	0-0-0		NEUTRAL		0-0-0		0-0-0		2-2-0	
12-10-0	0-0-0	0-1-0		NON-CONFERENCE		0-0-0		2-5-0		10-4-0	
4-3-0	0-0-0	0-0-0		HOME		0-0-0		1-2-0		3-1-0	
6-5-0	0-0-0	0-0-		AWAY		0-0-0		1-3-0		5-1-0	
2-2-0	0-0-0	0-0-0		NEUTRAL		0-0-0		0-0-0		2-2-0	
12-6-0	0-0-0	0-0-0		CONFERENCE		1-2-0		0-0-0		11-4-0	
7-2-0	0-0-0	0-0-0		HOME		1-2-0		0-0-0		6-0-0	
5-4-0	0-0-0	0-0-0		AWAY		0-0-0		0-0-0		5-4-0	
0-0-0	0-0-0	0-0-0		NEUTRAL		0-0-0		0-0-0		0-0-0	
RPI S Opponent	Score	RPI S Opponent	Score	RPI S Opponent	Score	RPI S Opponent	Score	RPI S Opponent	Score	RPI S Opponent	Score
		42 A Louisville	10 16	79 H Austin Peay	4 10	102 A Kansas	6 8	102 A Kansas	5 3	102 A Kansas	0 12
				79 H Austin Peay	7 6	106 H Illinois St.	10 13	106 H Illinois St.	6 5	106 H Illinois St.	7 18
				79 H Austin Peay	9 15	106 H Illinois St.	6 5	129 A Butler	2 4	157 N UMass Lowell	1 2
						157 N UMass Lowell	6 12	157 N UMass Lowell	6 12	163 H Marshall	14 11
						174 A Eastern Ky.	4 10	174 A Eastern Ky.	10 2	174 A Eastern Ky.	3 4
						182 N Ball St.	3 0	182 N Ball St.	3 2	182 N Ball St.	3 2
						202 H Jackson St.	0 4	202 H Jackson St.	11 2	231 A Southeast Mo. St.	3 10
						202 H Jackson St.	11 2	231 A Southeast Mo. St.	8 4	231 A Southeast Mo. St.	4 5
						236 A SIUE	10 6	236 A SIUE	11 6	236 A SIUE	25 3
						236 A SIUE	11 6	236 A SIUE	25 3	246 A Alabama St.	7 5
						246 A Alabama St.	9 4	246 A Alabama St.	9 4	247 H Ohio	9 8
						253 H UT Martin	15 5	253 H UT Martin	18 7	253 H UT Martin	25 2
						253 H UT Martin	18 7	268 A Western Caro.	2 6	269 H Belmont	5 2
						253 H UT Martin	15 5	269 H Belmont	9 4	269 H Belmont	5 3
								286 A Alabama A&M	5 0		
LAST 10 GAMES				236 A SIUE	25 3	236 A SIUE	11 6	236 A SIUE	25 3	246 A Alabama St.	7 5
				129 A Butler	2 4	246 A Alabama St.	9 4	246 A Alabama St.	9 4	247 H Ohio	9 8
				79 H Austin Peay	7 6	253 H UT Martin	15 5	253 H UT Martin	18 7	253 H UT Martin	25 2
				79 H Austin Peay	9 15	269 H Belmont	5 2	269 H Belmont	9 4	269 H Belmont	5 3
				79 H Austin Peay	4 10	269 H Belmont	5 3				
				236 A SIUE	11 6						
				236 A SIUE	10 6						

Non-Div. I Games: West Va. Tech 18 1

Morehead St.

Morehead St.

Average RPI Win:		221	WON-LOST RECORD		WINNING PCT. RANK		LAST 10 GAMES		STRENGTH OF SCHEDULE		OPP. STRENGTH OF SCHEDULE		TEAM RPI		ADJ RPI		CONF. RPI		ADJ CONF. RPI	
DIV. I ONLY			16-16-0		.5 145		5-5-0		231		248		167		.48802 167		8		8	
DIV. I NON-CONF.			12-8-0		.6 87		2-0-0		291		288		201		.47777 201		10		10	
TOTALS		RPI 1-25		RPI 26-50		W-L RECORDS		RPI 51-100		RPI 101-150		RPI 150+								
16-16-0		0-0-0		2-4-0		OVERALL		0-0-0		2-3-0		12-9-0								
3-4-0		0-0-0		1-2-0		HOME		0-0-0		0-0-0		2-2-0								
13-11-0		0-0-0		1-2-0		AWAY		0-0-0		2-2-0		10-7-0								
0-1-0		0-0-0		0-0-0		NEUTRAL		0-0-0		0-1-0		0-0-0								
12-8-0		0-0-0		0-0-0		NON-CONFERENCE		0-0-0		2-3-0		10-5-0								
1-0-0		0-0-0		0-0-0		HOME		0-0-0		0-0-0		1-0-0								
11-7-0		0-0-0		0-0-		AWAY		0-0-0		2-2-0		9-5-0								
0-1-0		0-0-0		0-0-0		NEUTRAL		0-0-0		0-1-0		0-0-0								
4-8-0		0-0-0		2-4-0		CONFERENCE		0-0-0		0-0-0		2-4-0								
2-4-0		0-0-0		1-2-0		HOME		0-0-0		0-0-0		1-2-0								
2-4-0		0-0-0		1-2-0		AWAY		0-0-0		0-0-0		1-2-0								
0-0-0		0-0-0		0-0-0		NEUTRAL		0-0-0		0-0-0		0-0-0								
RPI	S	Opponent	Score		RPI	S	Opponent	Score		RPI	S	Opponent	Score							
			27	H	Stetson		1	2		125	A	Navy	4	1						
			27	H	Stetson		1	9		125	A	Navy	1	7						
			27	H	Stetson		8	1		125	A	Navy	7	1						
			44	A	FGCU		1	3		125	A	Navy	0	4						
			44	A	FGCU		1	9		149	N	Marist	5	9						
			44	A	FGCU		4	3		159	A	Lipscomb	4	3						
										159	A	Lipscomb	6	10						
										159	A	Lipscomb	0	7						
										209	A	Penn St.	8	6						
										209	A	Penn St.	3	4						
										209	A	Penn St.	3	5						
										219	A	N. C. Central	5	13						
										219	A	N. C. Central	2	11						
										219	A	N. C. Central	3	4						
										224	H	USC Upstate	1	9						
										224	H	USC Upstate	7	9						
										224	H	USC Upstate	7	3						
										281	A	Coppin St.	8	7						
										282	A	Villanova	1	0						
										282	A	Villanova	3	2						
										294	A	Saint Peter's	6	4						
										294	H	Saint Peter's	11	3						
										296	A	UMES	8	4						
										296	A	UMES	7	0						
										296	A	UMES	5	2						
										296	A	UMES	12	1						
LAST 10 GAMES																				
			27	H	Stetson		8	1		224	H	USC Upstate	7	9						
			27	H	Stetson		1	2		224	H	USC Upstate	7	3						
			27	H	Stetson		1	9		294	H	Saint Peter's	11	3						
			294	A	Saint Peter's		6	4		44	A	FGCU	4	3						
			224	H	USC Upstate		1	9		44	A	FGCU	1	3						

Non-Div. I Games:

NJIT

Average RPI Win: 170		WON-LOST	WINNING	LAST 10	STRENGTH OF		OPP. STRENGTH	TEAM	ADJ	CONF.	ADJ CONF.
Average RPI Loss: 124		RECORD	PCT. RANK	GAMES	SCHEDULE		OF SCHEDULE	RPI	RPI	RPI	RPI
DIV. I ONLY		18-21-0	.46154	174	4-6-0		160	124	168	.48773	168
DIV. I NON-CONF.		11-8-0	.57895	102	0-1-0		115	80	83	.52995	83
TOTALS		RPI 1-25	RPI 26-50		W-L RECORDS		RPI 51-100		RPI 101-150		RPI 150+
18-21-0		0-1-0	2-4-0		OVERALL		0-4-0		6-4-0		10-8-0
8-13-0		0-1-0	1-1-0		HOME		0-4-0		0-0-0		7-7-0
10-8-0		0-0-0	1-2-0		AWAY		0-0-0		6-4-0		3-1-0
0-0-0		0-0-0	0-0-0		NEUTRAL		0-0-0		0-0-0		0-0-0
11-8-0		0-1-0	2-4-0		NON-CONFERENCE		0-1-0		2-1-0		7-1-0
7-4-0		0-1-0	1-1-0		HOME		0-1-0		0-0-0		6-1-0
4-4-0		0-0-0	1-0-		AWAY		0-0-0		2-1-0		1-0-0
0-0-0		0-0-0	0-0-0		NEUTRAL		0-0-0		0-0-0		0-0-0
7-13-0		0-0-0	0-0-0		CONFERENCE		0-3-0		4-3-0		3-7-0
1-9-0		0-0-0	0-0-0		HOME		0-3-0		0-0-0		1-6-0
6-4-0		0-0-0	0-0-0		AWAY		0-0-0		4-3-0		2-1-0
0-0-0		0-0-0	0-0-0		NEUTRAL		0-0-0		0-0-0		0-0-0
RPI S	Opponent	Score	RPI S	Opponent	Score	RPI S	Opponent	Score	RPI S	Opponent	Score
15 H	Texas A&M	3 5	28 A	Oklahoma	2 3	56 H	Sam Houston St.	1 3	107 A	Houston Baptist	5 3
			28 A	Oklahoma	14 4	56 H	Sam Houston St.	3 5	117 A	UT Arlington	9 7
			28 A	Oklahoma	7 11	56 H	Sam Houston St.	0 9	117 A	UT Arlington	3 6
			28 A	Oklahoma	3 7	73 H	UTSA	1 6	117 A	UT Arlington	2 1
			33 H	Texas	3 9				136 A	Southeastern La.	13 7
			46 H	Mississippi St.	6 3				136 A	Southeastern La.	3 4
									136 A	Southeastern La.	1 10
									148 A	Northwestern St.	6 7
									148 A	Northwestern St.	8 3
									148 A	Northwestern St.	6 1
									165 H	UC Santa Barbara	2 1
									185 H	New Orleans	0 2
									185 H	New Orleans	5 6
									185 H	New Orleans	8 13
									200 H	Columbia	6 3
									207 H	Nicholls St.	12 1
									222 A	UTRGV	5 4
									222 H	UTRGV	6 5
									223 H	Lamar University	7 9
									223 H	Lamar University	6 11
									223 H	Lamar University	2 12
									238 A	SFA	10 11
									238 A	SFA	9 2
									238 A	SFA	6 4
									240 H	Utah Valley	12 6
									240 H	Utah Valley	15 9
									240 H	Utah Valley	6 0
									240 H	Utah Valley	5 6
LAST 10 GAMES			LAST 10 GAMES			LAST 10 GAMES			LAST 10 GAMES		
238 A	SFA	10 11	223 H	Lamar University	6 11	238 A	SFA	9 2	223 H	Lamar University	2 12
238 A	SFA	9 2	223 H	Lamar University	6 11	107 A	Houston Baptist	5 3	136 A	Southeastern La.	13 7
238 A	SFA	6 4	136 A	Southeastern La.	13 7	136 A	Southeastern La.	3 4			
73 H	UTSA	1 6									
223 H	Lamar University	7 9									

Non-Div. I Games: Houston-Victoria 11 0 Houston-Victoria 10 0

A&M-Corpus Christi

Average RPI Win:	184	WON-LOST RECORD	WINNING PCT. RANK	LAST 10 GAMES	STRENGTH OF SCHEDULE	OPP. STRENGTH OF SCHEDULE	TEAM RPI	ADJ RPI	CONF. RPI	ADJ CONF. RPI	
Average RPI Loss:	141										
DIV. I ONLY	21-18-0	.53846	118	7-3-0	230	129	169	.48744	169	16	16
DIV. I NON-CONF.	12-12-0	.5	139	2-1-0	232	167	191	.48222	191	16	16
<hr/>											
TOTALS	RPI 1-25	RPI 26-50		W-L RECORDS		RPI 51-100		RPI 101-150		RPI 150+	
21-18-0	0-0-0	0-0-0		OVERALL		6-8-0		2-3-0		13-7-0	
13-7-0	0-0-0	0-0-0		HOME		2-1-0		0-0-0		11-6-0	
8-11-0	0-0-0	0-0-0		AWAY		4-7-0		2-3-0		2-1-0	
0-0-0	0-0-0	0-0-0		NEUTRAL		0-0-0		0-0-0		0-0-0	
12-12-0	0-0-0	0-0-0		NON-CONFERENCE		2-3-0		2-3-0		8-6-0	
6-5-0	0-0-0	0-0-0		HOME		0-0-0		0-0-0		6-5-0	
6-7-0	0-0-0	0-0-		AWAY		2-3-0		2-3-0		2-1-0	
0-0-0	0-0-0	0-0-0		NEUTRAL		0-0-0		0-0-0		0-0-0	
9-6-0	0-0-0	0-0-0		CONFERENCE		4-5-0		0-0-0		5-1-0	
7-2-0	0-0-0	0-0-0		HOME		2-1-0		0-0-0		5-1-0	
2-4-0	0-0-0	0-0-0		AWAY		2-4-0		0-0-0		0-0-0	
0-0-0	0-0-0	0-0-0		NEUTRAL		0-0-0		0-0-0		0-0-0	
RPI	S	Opponent	Score	RPI	S	Opponent	Score	RPI	S	Opponent	Score
				60	A	South Carolina	7 6	114	A	George Washington	2 4
				60	A	South Carolina	2 7	114	A	George Washington	5 8
				60	A	South Carolina	0 9	114	A	George Washington	9 7
				74	A	Virginia	9 4	131	A	James Madison	3 4
				74	A	Virginia	9 10	146	A	VCU	4 1
				83	A	UNCG	1 9	157	H	UMass Lowell	4 8
				83	A	UNCG	3 6	157	H	UMass Lowell	6 3
				83	A	UNCG	8 7	157	H	UMass Lowell	5 9
				94	H	Furman	12 1	171	A	Richmond	11 2
				94	H	Furman	13 7	204	H	Oakland	10 11
				94	H	Furman	1 19	204	H	Oakland	11 1
				99	A	ETSU	8 7	204	H	Oakland	11 8
				99	A	ETSU	4 6	220	H	Radford	6 8
				99	A	ETSU	3 7	249	A	Old Dominion	4 19
								253	H	Lafayette	11 6
								253	H	Lafayette	10 5
								253	H	Lafayette	8 1
								264	H	The Citadel	12 3
								264	H	The Citadel	0 5
								264	H	The Citadel	12 4
								268	H	Western Caro.	11 7
								268	H	Western Caro.	12 9
								268	H	Western Caro.	5 4
								276	A	Longwood	12 6
								276	H	Longwood	9 11
				LAST 10 GAMES							
				94	H	Furman	1 19	268	H	Western Caro.	12 9
				94	H	Furman	13 7	268	H	Western Caro.	11 7
				94	H	Furman	12 1	146	A	VCU	4 1
				171	A	Richmond	11 2	276	H	Longwood	9 11
				268	H	Western Caro.	5 4	99	A	ETSU	3 7

Non-Div. I Games:

VMI

Average RPI Win: 138		WON-LOST RECORD		WINNING PCT. RANK		LAST 10 GAMES		STRENGTH OF SCHEDULE		OPP. STRENGTH OF SCHEDULE		TEAM RPI		ADJ RPI		CONF. RPI		ADJ CONF. RPI	
DIV. I ONLY		15-23-0		.39474 213		4-6-0		78		209		170		.48705 170		14		14	
DIV. I NON-CONF.		9-11-0		.45 175		1-1-0		36		272		99		.52267 98		11		11	
TOTALS		RPI 1-25		RPI 26-50		W-L RECORDS		RPI 51-100		RPI 101-150		RPI 150+							
15-23-0		0-0-0		1-2-0		OVERALL		2-3-0		5-12-0		7-6-0							
9-10-0		0-0-0		0-0-0		HOME		2-2-0		3-4-0		4-4-0							
6-13-0		0-0-0		1-2-0		AWAY		0-1-0		2-8-0		3-2-0							
0-0-0		0-0-0		0-0-0		NEUTRAL		0-0-0		0-0-0		0-0-0							
9-11-0		0-0-0		1-2-0		NON-CONFERENCE		1-1-0		2-3-0		5-5-0							
4-3-0		0-0-0		0-0-0		HOME		1-0-0		1-0-0		2-3-0							
5-8-0		0-0-0		1-0-		AWAY		0-1-0		1-3-0		3-2-0							
0-0-0		0-0-0		0-0-0		NEUTRAL		0-0-0		0-0-0		0-0-0							
6-12-0		0-0-0		0-0-0		CONFERENCE		1-2-0		3-9-0		2-1-0							
5-7-0		0-0-0		0-0-0		HOME		1-2-0		2-4-0		2-1-0							
1-5-0		0-0-0		0-0-0		AWAY		0-0-0		1-5-0		0-0-0							
0-0-0		0-0-0		0-0-0		NEUTRAL		0-0-0		0-0-0		0-0-0							
RPI	S	Opponent	Score	RPI	S	Opponent	Score	RPI	S	Opponent	Score	RPI	S	Opponent	Score				
				26	A	Indiana	2 1	52	A	Nevada	5 7	109	H	Hawai i	10 1				
				26	A	Indiana	2 4	52	H	Nevada	10 9	110	H	San Di ego	9 7				
				26	A	Indiana	1 3	67	H	Gonzaga	1 7	110	H	San Di ego	4 7				
								67	H	Gonzaga	2 1	110	H	San Di ego	0 9				
								67	H	Gonzaga	2 5	113	A	Pepperdi ne	4 3				
												113	A	Pepperdi ne	3 5				
												113	A	Pepperdi ne	3 6				
												115	A	San Franci sco	2 9				
												115	A	San Franci sco	6 7				
												115	A	San Franci sco	1 9				
												130	H	Saint Mary's (CA)	5 1				
												130	H	Saint Mary's (CA)	3 10				
												130	H	Saint Mary's (CA)	3 4				
												147	A	Seattle U	5 6				
												147	A	Seattle U	8 5				
												147	A	Seattle U	3 5				
												147	A	Seattle U	2 11				
												154	H	Loyola Marymount	7 5				
												154	H	Loyola Marymount	4 13				
												154	H	Loyola Marymount	3 2				
												173	A	Sacramento St.	14 7				
												173	H	Sacramento St.	2 9				
												180	A	Cal Poly	0 9				
												180	A	Cal Poly	4 0				
												180	A	Cal Poly	8 3				
												180	A	Cal Poly	1 9				
												240	H	Utah Valley	4 3				
												240	H	Utah Valley	2 6				
												240	H	Utah Valley	3 4				
												240	H	Utah Valley	4 0				
LAST 10 GAMES																			
				130	H	Saint Mary's (CA)	3 10	67	H	Gonzaga	2 5	240	H	Utah Valley	4 3				
				130	H	Saint Mary's (CA)	5 1	67	H	Gonzaga	2 1	240	H	Utah Valley	2 6				
				130	H	Saint Mary's (CA)	3 4	173	A	Sacramento St.	14 7	240	H	Utah Valley	3 4				
				52	A	Nevada	5 7	113	A	Pepperdi ne	4 3	240	H	Utah Valley	4 0				
				67	H	Gonzaga	1 7	113	A	Pepperdi ne	3 6								

Non-Div. I Games:

Paci f i c

Average RPI Win:		198	WON-LOST RECORD		WINNING PCT. RANK		LAST 10 GAMES		STRENGTH OF SCHEDULE		OPP. STRENGTH OF SCHEDULE		TEAM RPI		ADJ RPI		CONF. RPI		ADJ CONF. RPI	
DIV. I ONLY			20-18-0		.52632 129		4-6-0		171		208		171		.48698 171		23		23	
DIV. I NON-CONF.			13-12-0		.52 133		1-3-0		195		189		196		.48021 196		26		26	
TOTALS		RPI 1-25		RPI 26-50		W-L RECORDS		RPI 51-100		RPI 101-150		RPI 150+								
20-18-0		1-1-0		0-4-0		OVERALL		0-1-0		5-5-0		14-7-0								
14-9-0		0-1-0		0-0-0		HOME		0-1-0		3-4-0		11-3-0								
5-8-0		1-0-0		0-3-0		AWAY		0-0-0		2-1-0		2-4-0								
1-1-0		0-0-0		0-1-0		NEUTRAL		0-0-0		0-0-0		1-0-0								
13-12-0		1-1-0		0-4-0		NON-CONFERENCE		0-1-0		2-2-0		10-4-0								
11-6-0		0-1-0		0-0-0		HOME		0-1-0		2-2-0		9-2-0								
2-5-0		1-0-0		0-0-		AWAY		0-0-0		0-0-0		1-2-0								
0-1-0		0-0-0		0-1-0		NEUTRAL		0-0-0		0-0-0		0-0-0								
7-6-0		0-0-0		0-0-0		CONFERENCE		0-0-0		3-3-0		4-3-0								
3-3-0		0-0-0		0-0-0		HOME		0-0-0		1-2-0		2-1-0								
3-3-0		0-0-0		0-0-0		AWAY		0-0-0		2-1-0		1-2-0								
1-0-0		0-0-0		0-0-0		NEUTRAL		0-0-0		0-0-0		1-0-0								
RPI	S	Opponent		Score		RPI	S	Opponent		Score		RPI	S	Opponent		Score				
16	A	Jacksonville		4	3	27	A	Stetson		2	5	92	H	Liberty		5	6			
22	H	Duke		2	13	27	A	Stetson		1	5			114	A	George Washington		5	4	
						27	A	Stetson		0	7			114	A	George Washington		0	6	
						42	N	Louisville		3	4			114	A	George Washington		6	4	
														124	H	Maryland		10	3	
														131	H	James Madison		6	10	
														135	H	Davidson		10	6	
														135	H	Davidson		2	6	
														135	H	Davidson		0	3	
														149	H	Marist		8	10	
														149	H	Marist		8	7	
														169	H	VMI		2	11	
														178	H	Monmouth		7	6	
														189	H	Yale		8	5	
														214	H	Binghamton		6	4	
														214	H	Binghamton		3	2	
														214	H	Binghamton		4	5	
														217	H	Lehigh		7	0	
														226	A	George Mason		5	1	
														226	A	George Mason		0	1	
														226	A	George Mason		1	5	
														226	N	George Mason		16	2	
														249	A	Old Dominion		2	4	
														251	H	Princeton		7	3	
														262	H	Towson		10	5	
														262	H	Towson		7	3	
														262	H	Towson		11	5	
														264	A	The Citadel		2	5	
														264	A	The Citadel		13	3	
														267	H	Massachusetts		1	2	
														267	H	Massachusetts		17	5	
														267	H	Massachusetts		7	1	
LAST 10 GAMES																				
						135	H	Davidson		10	6	114	A	George Washington		0	6			
						135	H	Davidson		0	3	114	A	George Washington		6	4			
						135	H	Davidson		2	6	92	H	Liberty		5	6			
						169	H	VMI		2	11	149	H	Marist		8	10			
						114	A	George Washington		5	4	149	H	Marist		8	7			

Non-Div. I Games:

Ri chmond

Average RPI Win:	229	WON-LOST RECORD	WINNING PCT. RANK	LAST 10 GAMES	STRENGTH OF SCHEDULE	OPP. STRENGTH OF SCHEDULE	TEAM RPI	ADJ RPI	CONF. RPI	ADJ CONF. RPI	
Average RPI Loss:	155										
DIV. I ONLY	20-19-0	.51282	141	4-6-0	265	242	172	.48592	172	28	28
DIV. I NON-CONF.	11-16-0	.40741	195	0-4-0	151	251	128	.51142	127	27	27
<hr/>											
TOTALS	RPI 1-25	RPI 26-50		W-L RECORDS		RPI 51-100		RPI 101-150		RPI 150+	
20-19-0	0-0-0	0-3-0		OVERALL		0-2-0		4-6-0		16-8-0	
4-2-0	0-0-0	0-0-0		HOME		0-0-0		0-0-0		4-2-0	
16-17-0	0-0-0	0-3-0		AWAY		0-2-0		4-6-0		12-6-0	
0-0-0	0-0-0	0-0-0		NEUTRAL		0-0-0		0-0-0		0-0-0	
11-16-0	0-0-0	0-3-0		NON-CONFERENCE		0-2-0		4-6-0		7-5-0	
0-0-0	0-0-0	0-0-0		HOME		0-0-0		0-0-0		0-0-0	
11-16-0	0-0-0	0-0-		AWAY		0-2-0		4-6-0		7-5-0	
0-0-0	0-0-0	0-0-0		NEUTRAL		0-0-0		0-0-0		0-0-0	
9-3-0	0-0-0	0-0-0		CONFERENCE		0-0-0		0-0-0		9-3-0	
4-2-0	0-0-0	0-0-0		HOME		0-0-0		0-0-0		4-2-0	
5-1-0	0-0-0	0-0-0		AWAY		0-0-0		0-0-0		5-1-0	
0-0-0	0-0-0	0-0-0		NEUTRAL		0-0-0		0-0-0		0-0-0	
RPI	S	Opponent	Score	RPI	S	Opponent	Score	RPI	S	Opponent	Score
				27	A	Stetson	5 6	80	A	Army West Point	1 2
				27	A	Stetson	2 6	80	A	Army West Point	2 3
				27	A	Stetson	0 5				

Non-Div. I Games:

Manhattan

[illegible]

Non-Div. I Games:

Sacramento St.

Average RPI Win: 204		WON-LOST	WINNING	LAST 10	STRENGTH OF		OPP. STRENGTH	TEAM	ADJ	CONF.	ADJ CONF.
Average RPI Loss: 138		RECORD	PCT. RANK	GAMES	SCHEDULE		OF SCHEDULE	RPI	RPI	RPI	RPI
DIV. I ONLY		21-20-0	.5122	143	7-3-0		222	178	174	.48524	174
DIV. I NON-CONF.		9-14-0	.3913	205	2-1-0		131	191	182	.48455	181
TOTALS		RPI 1-25	RPI 26-50		W-L RECORDS		RPI 51-100		RPI 101-150		RPI 150+
21-20-0	1-1-0	0-1-0		OVERALL		3-8-0		0-3-0		17-7-0	
13-4-0	0-0-0	0-0-0		HOME		1-0-0		0-1-0		12-3-0	
8-14-0	1-1-0	0-1-0		AWAY		2-8-0		0-1-0		5-3-0	
0-2-0	0-0-0	0-0-0		NEUTRAL		0-0-0		0-1-0		0-1-0	
9-14-0	1-1-0	0-1-0		NON-CONFERENCE		2-6-0		0-3-0		6-3-0	
5-3-0	0-0-0	0-0-0		HOME		1-0-0		0-1-0		4-2-0	
4-9-0	1-1-0	0-0-		AWAY		1-6-0		0-1-0		2-0-0	
0-2-0	0-0-0	0-0-0		NEUTRAL		0-0-0		0-1-0		0-1-0	
12-6-0	0-0-0	0-0-0		CONFERENCE		1-2-0		0-0-0		11-4-0	
8-1-0	0-0-0	0-0-0		HOME		0-0-0		0-0-0		8-1-0	
4-5-0	0-0-0	0-0-0		AWAY		1-2-0		0-0-0		3-3-0	
0-0-0	0-0-0	0-0-0		NEUTRAL		0-0-0		0-0-0		0-0-0	
RPI S Opponent	Score		RPI S Opponent	Score		RPI S Opponent	Score		RPI S Opponent	Score	
18 A Kentucky	5	16	42 A Louisville	2	4	74 A Virginia	1	13	101 A UNCW	4	5
23 A Vanderbilt	6	5				74 A Virginia	7	6	123 H Xavier	14	22
						74 A Virginia	3	12	129 N Butler	5	6
						79 A Austin Peay	9	11	166 H Morehead St.	4	3
						79 A Austin Peay	15	18	166 H Morehead St.	2	10
						79 A Austin Peay	8	5	166 H Morehead St.	10	4
						99 A ETSU	7	12	184 A Western Ky.	7	5
						99 H ETSU	9	4	184 H Western Ky.	9	13
						100 A Mercer	4	5	217 N Lehigh	4	5
						100 A Mercer	9	14	227 H Eastern Ill.	5	4
						100 A Mercer	3	10	227 H Eastern Ill.	7	1
									227 H Eastern Ill.	5	0
									236 H SIUE	11	8
									236 H SIUE	10	7
									236 H SIUE	15	3
									252 A Dayton	11	6
									253 A UT Martin	5	3
									253 A UT Martin	9	4
									253 A UT Martin	7	6
									259 H Bowling Green	9	0
									269 A Belmont	5	15
									269 A Belmont	2	3
									269 A Belmont	4	6
									271 H Northern Ky.	6	14
									281 H Coppin St.	14	4
									281 H Coppin St.	15	1
									281 H Coppin St.	10	8
LAST 10 GAMES											
						227 H Eastern Ill.	5	4	79 A Austin Peay	9	11
						227 H Eastern Ill.	5	0	79 A Austin Peay	15	18
						227 H Eastern Ill.	7	1	271 H Northern Ky.	6	14
						252 A Dayton	11	6	99 H ETSU	9	4
						79 A Austin Peay	8	5	236 H SIUE	11	8

Non-Div. I Games:

Eastern Ky.

Average RPI Win: 176		WON-LOST	WINNING	LAST 10	STRENGTH OF		OPP. STRENGTH	TEAM	ADJ	CONF.	ADJ CONF.
Average RPI Loss: 65		RECORD	PCT. RANK	GAMES	SCHEDULE		OF SCHEDULE	RPI	RPI	RPI	RPI
DIV. I ONLY		13-26-0	.33333	248	3-7-0		51	98	175	.48523	175
DIV. I NON-CONF.		8-10-0	.44444	179	3-1-0		144	238	195	.48045	195
TOTALS		RPI 1-25	RPI 26-50		W-L RECORDS		RPI 51-100		RPI 101-150		RPI 150+
13-26-0		1-10-0	0-2-0		OVERALL		2-11-0		3-1-0		7-2-0
6-13-0		0-5-0	0-0-0		HOME		1-6-0		2-1-0		3-1-0
5-8-0		1-5-0	0-0-0		AWAY		1-2-0		0-0-0		3-1-0
2-5-0		0-0-0	0-2-0		NEUTRAL		0-3-0		1-0-0		1-0-0
8-10-0		0-2-0	0-2-0		NON-CONFERENCE		0-4-0		1-0-0		7-2-0
3-4-0		0-2-0	0-0-0		HOME		0-1-0		0-0-0		3-1-0
3-1-0		0-0-0	0-0-		AWAY		0-0-0		0-0-0		3-1-0
2-5-0		0-0-0	0-2-0		NEUTRAL		0-3-0		1-0-0		1-0-0
5-16-0		1-8-0	0-0-0		CONFERENCE		2-7-0		2-1-0		0-0-0
3-9-0		0-3-0	0-0-0		HOME		1-5-0		2-1-0		0-0-0
2-7-0		1-5-0	0-0-0		AWAY		1-2-0		0-0-0		0-0-0
0-0-0		0-0-0	0-0-0		NEUTRAL		0-0-0		0-0-0		0-0-0
RPI S	Opponent	Score	RPI S	Opponent	Score	RPI S	Opponent	Score	RPI S	Opponent	Score
9 A	NC State	7 13	26 N	Indiana	0 4	74 A	Virginia	6 2	140 N	Rutgers	11 6
9 A	NC State	11 3	40 N	Minnesota	1 14	74 A	Virginia	3 7	142 H	Virginia Tech	7 4
9 A	NC State	1 2				74 A	Virginia	9 10	142 H	Virginia Tech	2 5
11 H	Florida St.	12 13				80 N	Army West Point	1 11	142 H	Virginia Tech	6 2
11 H	Florida St.	7 13				89 H	Rhode Island	1 3	155 H	Harvard	4 7
11 H	Florida St.	1 6				90 H	Wake Forest	0 3	192 H	Quinnipiac	9 5
13 H	UConn	0 4				90 H	Wake Forest	0 2	228 A	Santa Clara	9 20
17 A	Clemson	3 8				90 H	Wake Forest	1 6	228 A	Santa Clara	5 1
17 A	Clemson	4 9				91 H	Pittsburgh	8 0	228 A	Santa Clara	3 1
17 A	Clemson	2 10				91 H	Pittsburgh	4 9	248 A	UNC Asheville	8 0
19 H	Northeastern	4 7				91 H	Pittsburgh	4 6	260 H	Dartmouth	8 3
						93 N	Bryant	8 9	267 H	Massachusetts	9 2
						96 N	Wofford	10 12	272 N	Niagara	11 3
LAST 10 GAMES											
						11 H	Florida St.	1 6	90 H	Wake Forest	1 6
						11 H	Florida St.	7 13	90 H	Wake Forest	0 2
						11 H	Florida St.	12 13	90 H	Wake Forest	0 3
						260 H	Dartmouth	8 3	192 H	Quinnipiac	9 5
						89 H	Rhode Island	1 3	267 H	Massachusetts	9 2

Non-Div. I Games:

Boston College

Average RPI Win:	166	WON-LOST RECORD	WINNING PCT. RANK	LAST 10 GAMES	STRENGTH OF SCHEDULE	OPP. STRENGTH OF SCHEDULE	TEAM RPI	ADJ RPI	CONF. RPI	ADJ CONF. RPI							
Average RPI Loss:	123																
DIV. I ONLY	16-22-0	.42105	201	6-4-0	132	163	176	.48462	176	7	7						
DIV. I NON-CONF.	10-11-0	.47619	155	3-2-0	223	262	218	.47068	217	7	7						
<hr/>																	
TOTALS	RPI 1-25	RPI 26-50		W-L RECORDS		RPI 51-100		RPI 101-150		RPI 150+							
16-22-0	0-0-0	0-0-0		OVERALL		2-9-0		5-5-0		9-8-0							
8-10-0	0-0-0	0-0-0		HOME		1-4-0		2-3-0		5-3-0							
7-12-0	0-0-0	0-0-0		AWAY		1-5-0		3-2-0		3-5-0							
1-0-0	0-0-0	0-0-0		NEUTRAL		0-0-0		0-0-0		1-0-0							
10-11-0	0-0-0	0-0-0		NON-CONFERENCE		0-0-0		1-3-0		9-8-0							
5-5-0	0-0-0	0-0-0		HOME		0-0-0		0-2-0		5-3-0							
4-6-0	0-0-0	0-0-		AWAY		0-0-0		1-1-0		3-5-0							
1-0-0	0-0-0	0-0-0		NEUTRAL		0-0-0		0-0-0		1-0-0							
6-11-0	0-0-0	0-0-0		CONFERENCE		2-9-0		4-2-0		0-0-0							
3-5-0	0-0-0	0-0-0		HOME		1-4-0		2-1-0		0-0-0							
3-6-0	0-0-0	0-0-0		AWAY		1-5-0		2-1-0		0-0-0							
0-0-0	0-0-0	0-0-0		NEUTRAL		0-0-0		0-0-0		0-0-0							
RPI	S	Opponent	Score	RPI	S	Opponent	Score	RPI	S	Opponent	Score						
				52 A Nevada				4	11	115 A San Francisco				6	1		
				52 A Nevada				9	10	115 A San Francisco				0	10		
				52 A Nevada				4	14	115 H San Francisco				1	7		
				52 H Nevada				4	5	122 A Fresno St.				15	7		
				52 H Nevada				9	10	122 A Fresno St.				10	7		
				52 H Nevada				6	3	122 A Fresno St.				7	11		
				59 H San Diego St.				2	7	122 H Fresno St.				4	1		
				59 H San Diego St.				1	11	122 H Fresno St.				10	1		
				78 A Air Force				3	19	122 H Fresno St.				3	6		
				78 A Air Force				3	1	130 H Saint Mary's (CA)				2	5		
				78 A Air Force				4	5	165 A UC Santa Barbara				2	9		
										165 A UC Santa Barbara				1	11		
										165 A UC Santa Barbara				3	4		
										173 N Sacramento St.				5	4		
										180 H Cal Poly				7	4		
										199 A UC Davis				3	7		
										205 H Northern Colo.				11	10		
										205 H Northern Colo.				5	6		
										205 H Northern Colo.				7	4		
										205 H Northern Colo.				7	12		
										218 H Utah				9	6		
										225 A UC Riverside				5	3		
										225 A UC Riverside				14	3		
										225 A UC Riverside				7	8		
										228 A Santa Clara				9	3		
						228 H Santa Clara				1	4						
						260 H Dartmouth				4	3						
LAST 10 GAMES				122 A Fresno St.				15	7	122 A Fresno St.				7	11		
225 A UC Riverside				14	3	228 A Santa Clara				9	3	52 H Nevada				6	3
225 A UC Riverside				5	3	52 H Nevada				4	5						
225 A UC Riverside				7	8												
115 H San Francisco				1	7												
122 A Fresno St.				10	7												

Non-Div. I Games:

San Jose St.

Average RPI Win:	199	WON-LOST RECORD	WINNING PCT. RANK	LAST 10 GAMES	STRENGTH OF SCHEDULE	OPP. STRENGTH OF SCHEDULE	TEAM RPI	ADJ RPI	CONF. RPI	ADJ CONF. RPI	
Average RPI Loss:	182										
DIV. I ONLY	17-16-0	.51515	134	7-3-0	251	244	177	.48431	177	21	20
DIV. I NON-CONF.	10-8-0	.55556	114	2-1-0	200	277	100	.52246	99	17	17
<hr/>											
TOTALS	RPI 1-25	RPI 26-50		W-L RECORDS		RPI 51-100		RPI 101-150		RPI 150+	
17-16-0	0-0-0	0-1-0		OVERALL		0-0-0		5-4-0		12-11-0	
5-3-0	0-0-0	0-0-0		HOME		0-0-0		0-0-0		5-3-0	
11-11-0	0-0-0	0-1-0		AWAY		0-0-0		5-4-0		6-6-0	
1-2-0	0-0-0	0-0-0		NEUTRAL		0-0-0		0-0-0		1-2-0	
<hr/>											
10-8-0	0-0-0	0-1-0		NON-CONFERENCE		0-0-0		5-4-0		5-3-0	
1-1-0	0-0-0	0-0-0		HOME		0-0-0		0-0-0		1-1-0	
9-7-0	0-0-0	0-0-		AWAY		0-0-0		5-4-0		4-2-0	
0-0-0	0-0-0	0-0-0		NEUTRAL		0-0-0		0-0-0		0-0-0	
<hr/>											
7-8-0	0-0-0	0-0-0		CONFERENCE		0-0-0		0-0-0		7-8-0	
4-2-0	0-0-0	0-0-0		HOME		0-0-0		0-0-0		4-2-0	
2-4-0	0-0-0	0-0-0		AWAY		0-0-0		0-0-0		2-4-0	
1-2-0	0-0-0	0-0-0		NEUTRAL		0-0-0		0-0-0		1-2-0	
<hr/>											
RPI	S	Opponent	Score	RPI	S	Opponent	Score	RPI	S	Opponent	Score
				48	A	St. John's (NY)	1 6				
								131	A	James Madison	8 5
								131	A	James Madison	3 4
								131	A	James Madison	2 6
								145	A	Hofstra	6 4
								145	A	Hofstra	4 1
								145	A	Hofstra	8 9
								147	A	Seattle U	4 12
								147	A	Seattle U	7 6
								147	A	Seattle U	6 4
								157	N	UMass Lowell	0 1
								157	N	UMass Lowell	1 0
								157	N	UMass Lowell	2 3
								172	H	Manhattan	3 2
								191	H	Hartford	10 9
								191	H	Hartford	3 7
								191	H	Hartford	0 9
								201	H	Stony Brook	16 4
								201	H	Stony Brook	4 3
								201	H	Stony Brook	5 4
								211	A	Maine	1 17
								211	A	Maine	2 10
								211	A	Maine	1 4
								214	A	Binghamton	6 4
								214	A	Binghamton	3 2
								214	A	Binghamton	0 2
								242	A	LIU Brooklyn	3 7
								262	A	Towson	7 8
								262	A	Towson	15 3
								262	A	Towson	2 0
								267	H	Massachusetts	7 8
								291	A	Fairleigh Dickinson	11 2
								294	A	Saint Peter's	10 6
LAST 10 GAMES				LAST 10 GAMES							
				214	A	Binghamton	6 4	201	H	Stony Brook	16 4
				214	A	Binghamton	3 2	201	H	Stony Brook	5 4
				214	A	Binghamton	0 2	172	H	Manhattan	3 2
				291	A	Fairleigh Dickinson	11 2	48	A	St. John's (NY)	1 6
				201	H	Stony Brook	4 3	191	H	Hartford	3 7

Non-Div. I Games:

Albany (NY)

Monmouth

Monmouth

Monmouth

Average RPI Win:	229	WON-LOST RECORD	WINNING PCT. RANK	LAST 10 GAMES	STRENGTH OF SCHEDULE	OPP. STRENGTH OF SCHEDULE	TEAM RPI	ADJ RPI	CONF. RPI	ADJ CONF. RPI	
Average RPI Loss:	144										
DIV. I ONLY	15-18-0	.45455	179	7-3-0	255	202	179	.48375	179	25	25
DIV. I NON-CONF.	6-12-0	.33333	229	2-1-0	169	166	193	.48163	193	23	23
<hr/>											
TOTALS	RPI 1-25	RPI 26-50		W-L RECORDS	RPI 51-100		RPI 101-150		RPI 150+		
15-18-0	0-0-0	0-3-0		OVERALL	0-2-0		1-2-0		14-11-0		
0-0-0	0-0-0	0-0-0		HOME	0-0-0		0-0-0		0-0-0		
14-14-0	0-0-0	0-1-0		AWAY	0-1-0		1-2-0		13-10-0		
1-4-0	0-0-0	0-2-0		NEUTRAL	0-1-0		0-0-0		1-1-0		
<hr/>											
6-12-0	0-0-0	0-3-0		NON-CONFERENCE	0-2-0		0-0-0		6-7-0		
0-0-0	0-0-0	0-0-0		HOME	0-0-0		0-0-0		0-0-0		
5-8-0	0-0-0	0-0-		AWAY	0-1-0		0-0-0		5-6-0		
1-4-0	0-0-0	0-2-0		NEUTRAL	0-1-0		0-0-0		1-1-0		
<hr/>											
9-6-0	0-0-0	0-0-0		CONFERENCE	0-0-0		1-2-0		8-4-0		
0-0-0	0-0-0	0-0-0		HOME	0-0-0		0-0-0		0-0-0		
9-6-0	0-0-0	0-0-0		AWAY	0-0-0		1-2-0		8-4-0		
0-0-0	0-0-0	0-0-0		NEUTRAL	0-0-0		0-0-0		0-0-0		
<hr/>											
RPI	S	Opponent	Score	RPI	S	Opponent	Score	RPI	S	Opponent	Score
				39	N	Ohio St.	7 11				
				39	N	Ohio St.	3 13				
				40	A	Minnesota	4 5				

Non-Div. I Games:

Mi I waukee

Average RPI Win: 180		WON-LOST RECORD		WINNING PCT. RANK		LAST 10 GAMES		STRENGTH OF SCHEDULE		OPP. STRENGTH OF SCHEDULE		TEAM RPI		ADJ RPI		CONF. RPI		ADJ CONF. RPI	
DIV. I ONLY		20-20-1		.5 145		3-6-1		201		100		183		.48255 181		11		11	
DIV. I NON-CONF.		14-9-0		.6087 83		2-1-0		227		88		144		.50171 144		13		13	
TOTALS		RPI 1-25		RPI 26-50		W-L RECORDS		RPI 51-100		RPI 101-150		RPI 150+							
20-20-1		1-1-0		1-5-0		OVERALL		3-4-0		2-3-1		13-7-0							
11-11-1		1-0-0		1-2-0		HOME		0-2-0		2-3-1		7-4-0							
8-8-0		0-1-0		0-3-0		AWAY		2-2-0		0-0-0		6-2-0							
1-1-0		0-0-0		0-0-0		NEUTRAL		1-0-0		0-0-0		0-1-0							
14-9-0		1-1-0		1-2-0		NON-CONFERENCE		3-4-0		0-0-0		9-2-0							
9-5-0		1-0-0		1-2-0		HOME		0-2-0		0-0-0		7-1-0							
4-3-0		0-1-0		0-0-		AWAY		2-2-0		0-0-0		2-0-0							
1-1-0		0-0-0		0-0-0		NEUTRAL		1-0-0		0-0-0		0-1-0							
6-11-1		0-0-0		0-3-0		CONFERENCE		0-0-0		2-3-1		4-5-0							
2-6-1		0-0-0		0-0-0		HOME		0-0-0		2-3-1		0-3-0							
4-5-0		0-0-0		0-3-0		AWAY		0-0-0		0-0-0		4-2-0							
0-0-0		0-0-0		0-0-0		NEUTRAL		0-0-0		0-0-0		0-0-0							
RPI	S	Opponent		Score		RPI	S	Opponent		Score		RPI	S	Opponent		Score			
23	H	Vanderbi l t		4	3	32	H	West Vi rgi ni a		8	7	69	A	Al abama		0	4		
25	A	Tennessee Tech		2	14	32	H	West Vi rgi ni a		4	8	71	A	Tennessee		4	5		
						32	H	West Vi rgi ni a		4	10	71	A	Tennessee		7	5		
						35	A	Southern Mi ss.		1	9	79	A	Austin Peay		9	0		
						35	A	Southern Mi ss.		2	11	84	H	Kent St.		5	14		
						35	A	Southern Mi ss.		0	8	88	H	Indiana St.		4	21		
												99	N	ETSU		16	8		

Non-Div. I Games:

Middle Tenn.

Average RPI Win:	187	WON-LOST RECORD	WINNING PCT. RANK	LAST 10 GAMES	STRENGTH OF SCHEDULE	OPP. STRENGTH OF SCHEDULE	TEAM RPI	ADJ RPI	CONF. RPI	ADJ CONF. RPI		
DIV. I ONLY		19-19-0	.5	145	5-5-0	242	206	184	.48244	182	22	22
DIV. I NON-CONF.		12-11-0	.52174	132	1-1-0	262	144	165	.49216	165	21	21
<hr/>												
TOTALS	RPI 1-25	RPI 26-50		W-L RECORDS		RPI 51-100		RPI 101-150		RPI 150+		
19-19-0	0-1-0	1-1-0		OVERALL		3-1-0		1-4-0		14-12-0		
3-5-0	0-0-0	0-0-0		HOME		0-0-0		0-0-0		3-5-0		
12-10-0	0-1-0	0-1-0		AWAY		3-1-0		1-2-0		8-5-0		
4-4-0	0-0-0	1-0-0		NEUTRAL		0-0-0		0-2-0		3-2-0		
12-11-0	0-1-0	1-1-0		NON-CONFERENCE		1-0-0		1-4-0		9-5-0		
1-1-0	0-0-0	0-0-0		HOME		0-0-0		0-0-0		1-1-0		
7-6-0	0-1-0	0-0-		AWAY		1-0-0		1-2-0		5-2-0		
4-4-0	0-0-0	1-0-0		NEUTRAL		0-0-0		0-2-0		3-2-0		
7-8-0	0-0-0	0-0-0		CONFERENCE		2-1-0		0-0-0		5-7-0		
2-4-0	0-0-0	0-0-0		HOME		0-0-0		0-0-0		2-4-0		
5-4-0	0-0-0	0-0-0		AWAY		2-1-0		0-0-0		3-3-0		
0-0-0	0-0-0	0-0-0		NEUTRAL		0-0-0		0-0-0		0-0-0		
RPI	S	Opponent	Score	RPI	S	Opponent	Score	RPI	S	Opponent	Score	
24	A	Coastal Caro.	3 6	26	A	Indiana	8 9	77	A	Purdue	2 0	
				45	N	Iowa	14 6	84	A	Kent St.	7 2	
								84	A	Kent St.	5 1	
								84	A	Kent St.	0 11	
								124	N	Maryland	1 13	
								129	A	Butler	2 6	
								139	A	Gardner-Webb	6 8	
								139	A	Gardner-Webb	6 1	
								142	N	Virginia Tech	2 4	
								157	N	UMass Lowell	8 5	
								157	N	UMass Lowell	4 3	
								160	A	Valparaiso	13 5	
								166	N	Morehead St.	2 3	
								166	N	Morehead St.	0 3	
								183	A	Eastern Mich.	5 0	
								183	A	Eastern Mich.	5 6	
								183	A	Eastern Mich.	0 1	
								185	A	New Orleans	1 10	
								186	H	Miami (OH)	13 12	
								186	H	Miami (OH)	6 17	
								186	H	Miami (OH)	5 6	
								220	N	Radford	7 0	
								234	H	Central Mich.	4 7	
								234	H	Central Mich.	5 2	
								234	H	Central Mich.	1 23	
								252	A	Dayton	10 2	
								252	A	Dayton	0 3	
								252	H	Dayton	3 4	
								252	H	Dayton	3 2	
								259	A	Bowling Green	9 6	
								259	A	Bowling Green	5 6	
								259	A	Bowling Green	9 3	
								268	A	Western Caro.	9 8	
								268	A	Western Caro.	20 8	
								268	A	Western Caro.	7 4	
				LAST 10 GAMES								
				259	A	Bowling Green	9 6	186	H	Miami (OH)	6 17	
				259	A	Bowling Green	9 3	186	H	Miami (OH)	13 12	
				259	A	Bowling Green	5 6	77	A	Purdue	2 0	
				26	A	Indiana	8 9	183	A	Eastern Mich.	5 0	
				186	H	Miami (OH)	5 6	183	A	Eastern Mich.	5 6	

Non-Div. I Games:

Bal | St.

Average RPI Win: 175		WON-LOST	WINNING	LAST 10	STRENGTH OF		OPP. STRENGTH	TEAM	ADJ	CONF.	ADJ CONF.
Average RPI Loss: 166		RECORD	PCT. RANK	GAMES	SCHEDULE		OF SCHEDULE	RPI	RPI	RPI	RPI
DIV. I ONLY		13-21-0	.38235	222	4-5-0		134	250	182	.48237	183
DIV. I NON-CONF.		5-14-0	.26316	249	0-1-0		58	202	181	.48385	182
TOTALS		RPI 1-25	RPI 26-50		W-L RECORDS		RPI 51-100		RPI 101-150		RPI 150+
13-21-0		0-0-0	3-6-0		OVERALL		0-0-0		0-0-0		10-15-0
3-5-0		0-0-0	0-0-0		HOME		0-0-0		0-0-0		3-5-0
8-15-0		0-0-0	2-5-0		AWAY		0-0-0		0-0-0		6-10-0
2-1-0		0-0-0	1-1-0		NEUTRAL		0-0-0		0-0-0		1-0-0
5-14-0		0-0-0	3-6-0		NON-CONFERENCE		0-0-0		0-0-0		2-8-0
0-2-0		0-0-0	0-0-0		HOME		0-0-0		0-0-0		0-2-0
3-11-0		0-0-0	2-0-		AWAY		0-0-0		0-0-0		1-6-0
2-1-0		0-0-0	1-1-0		NEUTRAL		0-0-0		0-0-0		1-0-0
8-7-0		0-0-0	0-0-0		CONFERENCE		0-0-0		0-0-0		8-7-0
3-3-0		0-0-0	0-0-0		HOME		0-0-0		0-0-0		3-3-0
5-4-0		0-0-0	0-0-0		AWAY		0-0-0		0-0-0		5-4-0
0-0-0		0-0-0	0-0-0		NEUTRAL		0-0-0		0-0-0		0-0-0
RPI	S	Opponent	Score	RPI	S	Opponent	Score	RPI	S	Opponent	Score
				35	N	Southern Miss.	4 9	182	H	Ball St.	1 0
				36	A	Oklahoma St.	6 5	182	H	Ball St.	6 5
				36	A	Oklahoma St.	3 8	182	H	Ball St.	0 5
				36	A	Oklahoma St.	9 7	186	H	Miami (OH)	4 0
				39	N	Ohio St.	6 1	186	H	Miami (OH)	1 3
				44	A	FGCU	3 12	186	H	Miami (OH)	3 4
				44	A	FGCU	11 12	187	A	Toledo	6 3
				44	A	FGCU	7 8	187	A	Toledo	5 9
				44	A	FGCU	5 6	187	A	Toledo	2 3
								202	A	Jackson St.	9 3
								202	A	Jackson St.	3 5
								202	A	Jackson St.	6 8
								204	H	Oakland	2 4
								207	N	Nicholls St.	11 5
								222	A	UTRGV	3 4
								222	A	UTRGV	3 6
								222	A	UTRGV	4 5
								247	A	Ohio	4 3
								247	A	Ohio	6 4
								247	A	Ohio	4 5
								252	A	Dayton	9 11
								259	A	Bowling Green	4 3
								259	A	Bowling Green	3 10
								259	A	Bowling Green	9 2
								274	H	Youngstown St.	7 9
LAST 10 GAMES				187	A	Toledo	5 9	247	A	Ohio	6 4
				187	A	Toledo	6 3	204	H	Oakland	2 4
				187	A	Toledo	2 3	182	H	Ball St.	0 5
				247	A	Ohio	4 3	182	H	Ball St.	6 5
				247	A	Ohio	4 5	182	H	Ball St.	1 0

Non-Div. I Games: Lynn 13 17 Concordia (MI) 6 1

Eastern Mich.

Average RPI Win: 183		WON-LOST	WINNING	LAST 10	STRENGTH OF		OPP. STRENGTH	TEAM	ADJ	CONF.	ADJ CONF.
Average RPI Loss: 102		RECORD	PCT. RANK	GAMES	SCHEDULE		OF SCHEDULE	RPI	RPI	RPI	RPI
DIV. I ONLY		19-20-0	.48718	155	5-5-0		195	67	185	.48202	184
DIV. I NON-CONF.		10-11-0	.47619	155	0-2-0		264	39	239	.45471	239
TOTALS		RPI 1-25	RPI 26-50		W-L RECORDS		RPI 51-100		RPI 101-150		RPI 150+
19-20-0		0-3-0	1-6-0		OVERALL		1-2-0		2-1-0		15-8-0
11-12-0		0-1-0	0-4-0		HOME		1-2-0		0-0-0		10-5-0
8-8-0		0-2-0	1-2-0		AWAY		0-0-0		2-1-0		5-3-0
0-0-0		0-0-0	0-0-0		NEUTRAL		0-0-0		0-0-0		0-0-0
10-11-0		0-3-0	0-4-0		NON-CONFERENCE		0-0-0		0-0-0		10-4-0
7-7-0		0-1-0	0-4-0		HOME		0-0-0		0-0-0		7-2-0
3-4-0		0-2-0	0-0-		AWAY		0-0-0		0-0-0		3-2-0
0-0-0		0-0-0	0-0-0		NEUTRAL		0-0-0		0-0-0		0-0-0
9-9-0		0-0-0	1-2-0		CONFERENCE		1-2-0		2-1-0		5-4-0
4-5-0		0-0-0	0-0-0		HOME		1-2-0		0-0-0		3-3-0
5-4-0		0-0-0	1-2-0		AWAY		0-0-0		2-1-0		2-1-0
0-0-0		0-0-0	0-0-0		NEUTRAL		0-0-0		0-0-0		0-0-0
RPI S	Opponent	Score	RPI S	Opponent	Score	RPI S	Opponent	Score	RPI S	Opponent	Score
18 A	Kentucky	3 4	32 H	West Virginia	5 7	73 H	UTSA	0 5	104 A	Rice	0 4
23 A	Vanderbilt	2 3	32 H	West Virginia	9 11	73 H	UTSA	9 5	104 A	Rice	5 4
25 H	Tennessee Tech	1 10	32 H	West Virginia	1 7	73 H	UTSA	4 10	104 A	Rice	4 0
			35 A	Southern Miss.	1 14				163 H	Marshall	7 5
			35 A	Southern Miss.	2 8				163 H	Marshall	5 6
			35 A	Southern Miss.	7 1				163 H	Marshall	6 2
			42 H	Louisville	5 8				174 A	Eastern Ky.	13 9
									174 H	Eastern Ky.	5 7
									181 H	Middle Tenn.	2 3
									181 H	Middle Tenn.	7 8
									181 H	Middle Tenn.	10 7
									188 H	Northern Ill.	9 5
									188 H	Northern Ill.	1 0
									188 H	Northern Ill.	10 2
									188 H	Northern Ill.	0 5
									198 A	UAB	0 5
									198 A	UAB	8 5
									198 A	UAB	13 5
									212 A	Memphis	1 7
									212 A	Memphis	3 1
									212 A	Memphis	0 4
									259 H	Bowling Green	17 5
									259 H	Bowling Green	9 3
									259 H	Bowling Green	5 4
									269 A	Belmont	15 7
									269 H	Belmont	4 1
LAST 10 GAMES											
198 A	UAB	8 5	163 H	Marshall	5 6						
198 A	UAB	0 5	163 H	Marshall	6 2						
198 A	UAB	13 5	23 A	Vanderbilt	2 3						
25 H	Tennessee Tech	1 10	35 A	Southern Miss.	1 14						
163 H	Marshall	7 5	35 A	Southern Miss.	7 1						

Non-Div. I Games:

Western Ky.

Average RPI Win: 180		WON-LOST	WINNING	LAST 10	STRENGTH OF		OPP. STRENGTH	TEAM	ADJ		CONF.	ADJ CONF.							
Average RPI Loss: 133		RECORD	PCT. RANK	GAMES	SCHEDULE		OF SCHEDULE	RPI	RPI		RPI	RPI							
DIV. I ONLY		18-24-0	.42857	197	2-8-0		165	148	186		17	17							
DIV. I NON-CONF.		11-13-0	.45833	172	2-5-0		139	155	169		18	18							
TOTALS		RPI 1-25	RPI 26-50		W-L RECORDS		RPI 51-100		RPI 101-150		RPI 150+								
18-24-0		0-1-0	2-5-0		OVERALL		0-1-0		4-9-0		12-8-0								
7-12-0		0-0-0	0-3-0		HOME		0-0-0		2-6-0		5-3-0								
11-11-0		0-1-0	2-2-0		AWAY		0-1-0		2-3-0		7-4-0								
0-1-0		0-0-0	0-0-0		NEUTRAL		0-0-0		0-0-0		0-1-0								
11-13-0		0-1-0	2-5-0		NON-CONFERENCE		0-1-0		3-1-0		6-5-0								
7-6-0		0-0-0	0-3-0		HOME		0-0-0		2-0-0		5-3-0								
4-6-0		0-1-0	2-0-		AWAY		0-1-0		1-1-0		1-1-0								
0-1-0		0-0-0	0-0-0		NEUTRAL		0-0-0		0-0-0		0-1-0								
7-11-0		0-0-0	0-0-0		CONFERENCE		0-0-0		1-8-0		6-3-0								
0-6-0		0-0-0	0-0-0		HOME		0-0-0		0-6-0		0-0-0								
7-5-0		0-0-0	0-0-0		AWAY		0-0-0		1-2-0		6-3-0								
0-0-0		0-0-0	0-0-0		NEUTRAL		0-0-0		0-0-0		0-0-0								
RPI	S	Opponent	Score		RPI	S	Opponent	Score		RPI	S	Opponent	Score						
5	A	Ole Miss	4	9	29	A	South Ala.	8	2	58	A	LSU	6	14	103	A	Tulane	3	2
					29	H	South Ala.	9	15						103	A	Tulane	3	4
					33	A	Texas	4	1						103	H	Tulane	8	7
					33	A	Texas	6	8						119	H	Central Ark.	3	5
					33	A	Texas	1	3						119	H	Central Ark.	7	16
					35	H	Southern Miss.	7	9						119	H	Central Ark.	2	4
					45	H	Iowa	2	8						136	A	Southeastern La.	8	1
															136	A	Southeastern La.	1	3
															136	A	Southeastern La.	6	7
															142	H	Virginia Tech	4	2
															143	H	McNeese	7	9
															143	H	McNeese	6	9
															143	H	McNeese	2	3
															168	A	A&M-Corpus Christi	6	5
															168	A	A&M-Corpus Christi	2	0
															168	A	A&M-Corpus Christi	13	8
															182	H	Ball St.	10	1
															202	A	Jackson St.	4	7
															202	H	Jackson St.	2	4
															210	H	Arkansas St.	2	1
															210	H	Arkansas St.	3	6
															210	H	Arkansas St.	3	12
															223	A	Lamar University	6	2
															223	A	Lamar University	1	5
															223	A	Lamar University	2	0
															244	A	Abilene Christian	5	6
															244	A	Abilene Christian	6	7
															244	A	Abilene Christian	14	10
															245	H	Ill.-Chicago	5	4
															246	N	Alabama St.	3	6
															287	A	Southern U.	7	5
															287	H	Southern U.	14	3
															287	H	Southern U.	6	2
LAST 10 GAMES				33	A	Texas	4	1	143	H	McNeese	7	9	6	9	9	9	9	9
				33	A	Texas	1	3	143	H	McNeese	6	9	6	9	9	9	9	9
				33	A	Texas	6	8	143	H	McNeese	2	3	2	3	2	3	2	3
				29	H	South Ala.	9	15	287	A	Southern U.	7	5	7	5	7	5	7	5
				202	A	Jackson St.	4	7	103	A	Tulane	3	4	3	4	3	4	3	4

Non-Div. I Games:

New Orleans

Average RPI Win:	206	WON-LOST RECORD	WINNING PCT. RANK	LAST 10 GAMES	STRENGTH OF SCHEDULE	OPP. STRENGTH OF SCHEDULE	TEAM RPI	ADJ RPI	CONF. RPI	ADJ CONF. RPI		
DIV. I ONLY		22-13-0	.62857	67	6-3-0	287	134	187	.48166	186	22	22
DIV. I NON-CONF.		13-6-0	.68421	46	2-0-0	286	107	150	.4992	150	21	21
<hr/>												
TOTALS	RPI 1-25	RPI 26-50		W-L RECORDS		RPI 51-100		RPI 101-150		RPI 150+		
22-13-0	0-1-0	0-0-0		OVERALL		0-0-0		4-5-0		18-7-0		
11-4-0	0-0-0	0-0-0		HOME		0-0-0		1-2-0		10-2-0		
9-8-0	0-1-0	0-0-0		AWAY		0-0-0		3-3-0		6-4-0		
2-1-0	0-0-0	0-0-0		NEUTRAL		0-0-0		0-0-0		2-1-0		
<hr/>												
13-6-0	0-1-0	0-0-0		NON-CONFERENCE		0-0-0		4-5-0		9-0-0		
7-2-0	0-0-0	0-0-0		HOME		0-0-0		1-2-0		6-0-0		
4-4-0	0-1-0	0-0-		AWAY		0-0-0		3-3-0		1-0-0		
2-0-0	0-0-0	0-0-0		NEUTRAL		0-0-0		0-0-0		2-0-0		
<hr/>												
9-7-0	0-0-0	0-0-0		CONFERENCE		0-0-0		0-0-0		9-7-0		
4-2-0	0-0-0	0-0-0		HOME		0-0-0		0-0-0		4-2-0		
5-4-0	0-0-0	0-0-0		AWAY		0-0-0		0-0-0		5-4-0		
0-1-0	0-0-0	0-0-0		NEUTRAL		0-0-0		0-0-0		0-1-0		
<hr/>												
RPI	S	Opponent	Score	RPI	S	Opponent	Score	RPI	S	Opponent	Score	
18	A	Kentucky	7 13					123	A	Xavier	3 13	
								123	H	Xavier	1 2	
								123	H	Xavier	2 5	
								123	H	Xavier	6 5	
								137	A	Campbell	8 6	
								138	A	Arizona St.	16 8	
								138	A	Arizona St.	1 11	
								138	A	Arizona St.	4 2	
								138	A	Arizona St.	3 7	
								152	H	Cincinnati	9 8	
								182	A	Ball St.	12 13	
								182	A	Ball St.	6 5	
								182	A	Ball St.	17 6	
								183	A	Eastern Mich.	4 3	
								183	A	Eastern Mich.	0 4	
								183	A	Eastern Mich.	3 1	
								187	H	Toledo	8 7	
								187	H	Toledo	4 8	
								187	H	Toledo	7 6	
								188	A	Northern Ill.	1 2	
								188	A	Northern Ill.	2 5	
								188	A	Northern Ill.	5 1	
								189	N	Yale	2 1	
								189	N	Yale	4 3	
								233	N	Western Mich.	2 4	
								259	H	Bowling Green	7 0	
								259	H	Bowling Green	9 10	
								259	H	Bowling Green	8 5	
								271	A	Northern Ky.	11 9	
								271	H	Northern Ky.	2 0	
								271	H	Northern Ky.	10 2	
								283	H	Rider	6 0	
								283	H	Rider	5 1	
								283	H	Rider	2 1	
LAST 10 GAMES				LAST 10 GAMES				LAST 10 GAMES				
				188	A	Northern Ill.	5 1	182	A	Ball St.	12 13	
				188	A	Northern Ill.	1 2	152	H	Cincinnati	9 8	
				188	A	Northern Ill.	2 5	123	H	Xavier	6 5	
				182	A	Ball St.	6 5	259	H	Bowling Green	8 5	
				182	A	Ball St.	17 6	259	H	Bowling Green	9 10	

Non-Div. I Games: Indiana Tech 11 10

Mi ami (OH)

Average RPI Win: 206		WON-LOST	WINNING	LAST 10	STRENGTH OF		OPP. STRENGTH	TEAM	ADJ		CONF.	ADJ CONF.
Average RPI Loss: 122		RECORD	PCT. RANK	GAMES	SCHEDULE		OF SCHEDULE	RPI	RPI		RPI	RPI
DIV. I ONLY		13-21-0	.38235	222	5-3-0		123	225	181		.48149	187
DIV. I NON-CONF.		5-14-0	.26316	249	1-0-0		46	82	173		.48543	178
TOTALS		RPI 1-25	RPI 26-50		W-L RECORDS		RPI 51-100		RPI 101-150		RPI 150+	
13-21-0		0-3-0	0-2-0		OVERALL		0-5-0		2-2-0		11-9-0	
5-3-0		0-0-0	0-0-0		HOME		0-0-0		0-0-0		5-3-0	
4-14-0		0-3-0	0-1-0		AWAY		0-4-0		0-1-0		4-5-0	
4-4-0		0-0-0	0-1-0		NEUTRAL		0-1-0		2-1-0		2-1-0	
5-14-0		0-3-0	0-2-0		NON-CONFERENCE		0-5-0		2-2-0		3-2-0	
1-0-0		0-0-0	0-0-0		HOME		0-0-0		0-0-0		1-0-0	
1-11-0		0-3-0	0-0-		AWAY		0-4-0		0-1-0		1-2-0	
3-3-0		0-0-0	0-1-0		NEUTRAL		0-1-0		2-1-0		1-0-0	
8-7-0		0-0-0	0-0-0		CONFERENCE		0-0-0		0-0-0		8-7-0	
4-3-0		0-0-0	0-0-0		HOME		0-0-0		0-0-0		4-3-0	
3-3-0		0-0-0	0-0-0		AWAY		0-0-0		0-0-0		3-3-0	
1-1-0		0-0-0	0-0-0		NEUTRAL		0-0-0		0-0-0		1-1-0	
RPI S	Opponent	Score	RPI S	Opponent	Score	RPI S	Opponent	Score	RPI S	Opponent	Score	
7 A	Georgi a	0 7	39 A	Ohio St.	4 19	58 A	LSU	1 8	136 A	Southeastern La.	6 7	
7 A	Georgi a	3 8	45 N	Iowa	3 4	79 A	Austin Peay	4 16	136 N	Southeastern La.	5 7	
7 A	Georgi a	6 7				79 A	Austin Peay	2 12	141 N	Saint Louis	4 1	
						79 A	Austin Peay	7 8	141 N	Saint Louis	16 8	
						91 N	Pittsburgh	3 17	152 A	Cincinnati	8 9	
									152 A	Cincinnati	4 5	
									152 A	Cincinnati	13 7	
									183 H	Eastern Mich.	3 6	
									183 H	Eastern Mich.	9 5	
									183 H	Eastern Mich.	3 2	
									186 A	Miami (OH)	7 8	
									186 A	Miami (OH)	6 7	
									186 A	Miami (OH)	8 4	
									233 A	Western Mich.	13 4	
									233 A	Western Mich.	3 0	
									233 A	Western Mich.	0 5	
									234 H	Central Mich.	3 5	
									234 N	Central Mich.	13 1	
									234 N	Central Mich.	2 3	
									247 H	Ohio	3 2	
									247 H	Ohio	4 15	
									247 H	Ohio	8 1	
									250 N	Sacred Heart	7 2	
									252 H	Dayton	7 6	
			LAST 10 GAMES									
			183 H	Eastern Mich.	9 5	234 H	Central Mich.	3 5				
			183 H	Eastern Mich.	3 6	252 H	Dayton	7 6				
			183 H	Eastern Mich.	3 2	247 H	Ohio	8 1				
			234 N	Central Mich.	13 1	247 H	Ohio	3 2				
			234 N	Central Mich.	2 3	247 H	Ohio	4 15				

Non-Div. I Games: Madonna 13 0 Spring Arbor 6 8

Tol edo

Average RPI Win: 191		WON-LOST	WINNING	LAST 10	STRENGTH OF		OPP. STRENGTH	TEAM	ADJ		CONF.	ADJ CONF.					
Average RPI Loss: 155		RECORD	PCT. RANK	GAMES	SCHEDULE		OF SCHEDULE	RPI	RPI		RPI	RPI					
DIV. I ONLY		12-25-0	.32432	253	3-6-0		70	276	188		22	22					
DIV. I NON-CONF.		7-15-0	.31818	235	1-1-0		32	266	118		21	21					
TOTALS		RPI 1-25	RPI 26-50		W-L RECORDS		RPI 51-100		RPI 101-150		RPI 150+						
12-25-0		0-0-0	0-4-0		OVERALL		1-3-0		2-4-0		9-14-0						
5-5-0		0-0-0	0-0-0		HOME		0-0-0		0-0-0		5-5-0						
7-20-0		0-0-0	0-4-0		AWAY		1-3-0		2-4-0		4-9-0						
0-0-0		0-0-0	0-0-0		NEUTRAL		0-0-0		0-0-0		0-0-0						
7-15-0		0-0-0	0-4-0		NON-CONFERENCE		1-0-0		2-4-0		4-7-0						
1-0-0		0-0-0	0-0-0		HOME		0-0-0		0-0-0		1-0-0						
6-15-0		0-0-0	0-0-		AWAY		1-0-0		2-4-0		3-7-0						
0-0-0		0-0-0	0-0-0		NEUTRAL		0-0-0		0-0-0		0-0-0						
5-10-0		0-0-0	0-0-0		CONFERENCE		0-3-0		0-0-0		5-7-0						
4-5-0		0-0-0	0-0-0		HOME		0-0-0		0-0-0		4-5-0						
1-5-0		0-0-0	0-0-0		AWAY		0-3-0		0-0-0		1-2-0						
0-0-0		0-0-0	0-0-0		NEUTRAL		0-0-0		0-0-0		0-0-0						
RPI	S	Opponent	Score		RPI	S	Opponent	Score		RPI	S	Opponent	Score				
			26	A	Indiana	0	18	84	A	Kent St.	1	7	119	A	Central Ark.	9	4
			26	A	Indiana	3	4	84	A	Kent St.	0	14	119	A	Central Ark.	2	3
			26	A	Indiana	3	4	84	A	Kent St.	2	7	119	A	Central Ark.	6	3
			45	A	Iowa	0	2	97	A	Notre Dame	5	3	127	A	Southern Ill.	4	10
													127	A	Southern Ill.	2	7
													127	A	Southern Ill.	0	4
													184	A	Western Ky.	5	0
													184	A	Western Ky.	2	10
													184	A	Western Ky.	5	9
													184	A	Western Ky.	0	1
													186	H	Mi ami (OH)	2	1
													186	H	Mi ami (OH)	1	5
													186	H	Mi ami (OH)	5	2
													197	A	Incarnate Word	15	1
													197	A	Incarnate Word	5	7
													197	A	Incarnate Word	3	7
													197	A	Incarnate Word	0	17
													233	H	Western Mi ch.	4	10
													233	H	Western Mi ch.	3	5
													233	H	Western Mi ch.	3	1
													234	H	Central Mi ch.	1	8
													234	H	Central Mi ch.	0	6
													234	H	Central Mi ch.	9	5
													245	A	Ill. -Chi cago	5	1
													245	A	Ill. -Chi cago	3	18
													245	H	Ill. -Chi cago	10	5
					LAST 10 GAMES								247	A	Ohi o	6	5
			186	H	Mi ami (OH)	1	5	84	A	Kent St.	2	7	247	A	Ohi o	1	6
			186	H	Mi ami (OH)	2	1	84	A	Kent St.	1	7	247	A	Ohi o	4	12
			186	H	Mi ami (OH)	5	2	245	H	Ill. -Chi cago	10	5					
			45	A	Iowa	0	2	233	H	Western Mi ch.	4	10					
			84	A	Kent St.	0	14	233	H	Western Mi ch.	3	5					

Non-Div. I Games: Trinity Christian 6 1

Northern Ill.

Average RPI Win:		217	WON-LOST RECORD		WINNING PCT. RANK		LAST 10 GAMES		STRENGTH OF SCHEDULE		OPP. STRENGTH OF SCHEDULE		TEAM RPI		ADJ RPI		CONF. RPI		ADJ CONF. RPI	
DIV. I ONLY			17-16-0		.51515 134		8-2-0		221		246		189		.48073 189		26		26	
DIV. I NON-CONF.			6-12-0		.33333 229		2-0-0		107		239		198		.47874 198		25		25	
TOTALS		RPI 1-25		RPI 26-50		W-L RECORDS		RPI 51-100		RPI 101-150		RPI 150+								
17-16-0		0-2-0		0-0-0		OVERALL		1-2-0		1-2-0		15-10-0								
9-3-0		0-0-0		0-0-0		HOME		0-0-0		0-0-0		9-3-0								
7-9-0		0-2-0		0-0-0		AWAY		1-2-0		1-2-0		5-3-0								
1-4-0		0-0-0		0-0-0		NEUTRAL		0-0-0		0-0-0		1-4-0								
6-12-0		0-2-0		0-0-0		NON-CONFERENCE		1-2-0		1-2-0		4-6-0								
2-1-0		0-0-0		0-0-0		HOME		0-0-0		0-0-0		2-1-0								
3-7-0		0-2-0		0-0-		AWAY		1-2-0		1-2-0		1-1-0								
1-4-0		0-0-0		0-0-0		NEUTRAL		0-0-0		0-0-0		1-4-0								
11-4-0		0-0-0		0-0-0		CONFERENCE		0-0-0		0-0-0		11-4-0								
7-2-0		0-0-0		0-0-0		HOME		0-0-0		0-0-0		7-2-0								
4-2-0		0-0-0		0-0-0		AWAY		0-0-0		0-0-0		4-2-0								
0-0-0		0-0-0		0-0-0		NEUTRAL		0-0-0		0-0-0		0-0-0								
RPI	S	Opponent		Score		RPI	S	Opponent		Score		RPI	S	Opponent		Score				
22	A	Duke		2	10							74	A	Virginia		11	4			
22	A	Duke		2	3							74	A	Virginia		6	7			
												74	A	Virginia		4	5			
												135	A	Davidsen		7	5			
												135	A	Davidsen		0	9			
												137	A	Campbell		5	9			
												155	H	Harvard		10	6			
												155	H	Harvard		0	4			
												155	H	Harvard		4	1			
												171	A	Richmond		5	8			
												178	N	Monmouth		11	4			
												186	N	Miami (OH)		1	2			
												186	N	Miami (OH)		3	4			
												191	H	Hartford		3	5			
												200	A	Columbia		8	2			
												200	A	Columbia		10	11			
												200	A	Columbia		5	6			
												217	N	Lehigh		1	3			
												221	H	Fairfield		6	5			
												233	N	Western Mich.		0	6			
												243	A	Cornell		7	4			
												243	A	Cornell		8	7			
												243	A	Cornell		7	4			
												250	H	Sacred Heart		5	2			
												260	H	Dartmouth		1	3			
												260	H	Dartmouth		5	4			
												260	H	Dartmouth		10	3			
												266	H	Brown		7	1			
												266	H	Brown		6	4			
												266	H	Brown		5	2			
												278	A	Iona		9	0			
LAST 10 GAMES																				
					260	H	Dartmouth		5	4			155	H	Harvard		10	6		
					260	H	Dartmouth		1	3			155	H	Harvard		0	4		
					260	H	Dartmouth		10	3			250	H	Sacred Heart		5	2		
					278	A	Iona		9	0			243	A	Cornell		7	4		
					155	H	Harvard		4	1			243	A	Cornell		8	7		

Non-Div. I Games:

Yale

Average RPI Win: 161		WON-LOST	WINNING	LAST 10	STRENGTH OF		OPP. STRENGTH	TEAM	ADJ	CONF.	ADJ CONF.
Average RPI Loss: 111		RECORD	PCT. RANK	GAMES	SCHEDULE		OF SCHEDULE	RPI	RPI	RPI	RPI
DIV. I ONLY		15-23-0	.39474	213	5-5-0		84	197	190	.4805	190
DIV. I NON-CONF.		7-13-0	.35	224	1-2-0		47	195	208	.47459	208
TOTALS		RPI 1-25	RPI 26-50		W-L RECORDS		RPI 51-100		RPI 101-150		RPI 150+
15-23-0	0-1-0	0-3-0		OVERALL		3-7-0		4-6-0		8-6-0	
10-12-0	0-0-0	0-0-0		HOME		2-2-0		4-6-0		4-4-0	
5-11-0	0-1-0	0-3-0		AWAY		1-5-0		0-0-0		4-2-0	
0-0-0	0-0-0	0-0-0		NEUTRAL		0-0-0		0-0-0		0-0-0	
7-13-0	0-1-0	0-3-0		NON-CONFERENCE		3-4-0		0-1-0		4-4-0	
6-7-0	0-0-0	0-0-0		HOME		2-2-0		0-1-0		4-4-0	
1-6-0	0-1-0	0-0-		AWAY		1-2-0		0-0-0		0-0-0	
0-0-0	0-0-0	0-0-0		NEUTRAL		0-0-0		0-0-0		0-0-0	
8-10-0	0-0-0	0-0-0		CONFERENCE		0-3-0		4-5-0		4-2-0	
4-5-0	0-0-0	0-0-0		HOME		0-0-0		4-5-0		0-0-0	
4-5-0	0-0-0	0-0-0		AWAY		0-3-0		0-0-0		4-2-0	
0-0-0	0-0-0	0-0-0		NEUTRAL		0-0-0		0-0-0		0-0-0	
RPI S Opponent	Score	RPI S Opponent	Score	RPI S Opponent	Score	RPI S Opponent	Score	RPI S Opponent	Score	RPI S Opponent	Score
4 A Oregon St.	3 6	30 A UCLA	2 7	51 A UNLV	2 12	115 H San Francisco	4 6	115 H San Francisco	4 6	115 H San Francisco	4 6
		30 A UCLA	3 15	51 A UNLV	7 8	115 H San Francisco	4 6	115 H Saint Mary's (CA)	2 4	115 H Saint Mary's (CA)	2 6
		30 A UCLA	0 13	53 A Oregon	9 7	115 H Saint Mary's (CA)	7 4	130 H Saint Mary's (CA)	4 2	130 H Saint Mary's (CA)	4 3
				67 A Gonzaga	4 6	130 H Saint Mary's (CA)	4 2	133 H BYU	2 6	133 H BYU	8 6
				67 A Gonzaga	8 9	133 H BYU	2 6	133 H BYU	8 6	133 H BYU	2 6
				67 A Gonzaga	0 3	133 H BYU	8 6	147 H Seattle U	6 9	147 H Seattle U	6 9
				72 H UC Irvine	0 3	154 A Loyola Marymount	2 1	154 A Loyola Marymount	2 8	154 A Loyola Marymount	6 1
				72 H UC Irvine	5 6	154 A Loyola Marymount	2 8	215 H CSU Bakersfield	5 0	215 H CSU Bakersfield	3 7
				72 H UC Irvine	6 3	215 H CSU Bakersfield	8 10	215 H CSU Bakersfield	8 10	215 H CSU Bakersfield	1 5
				72 H UC Irvine	7 6	215 H CSU Bakersfield	1 5	228 A Santa Clara	11 9	228 A Santa Clara	6 7
						228 A Santa Clara	7 6	228 A Santa Clara	7 6	228 A Santa Clara	7 6
						237 H Saint Joseph's	8 0	237 H Saint Joseph's	9 2	237 H Saint Joseph's	8 9
						237 H Saint Joseph's	9 2	237 H Saint Joseph's	8 9	237 H Saint Joseph's	6 1
						237 H Saint Joseph's	8 9	237 H Saint Joseph's	6 1	237 H Saint Joseph's	6 1
						237 H Saint Joseph's	6 1				
LAST 10 GAMES				154 A Loyola Marymount	2 8	133 H BYU	8 6	133 H BYU	2 6	133 H BYU	4 3
				154 A Loyola Marymount	2 1	133 H BYU	4 3	53 A Oregon	9 7	67 A Gonzaga	8 9
				154 A Loyola Marymount	6 1	53 A Oregon	9 7	67 A Gonzaga	8 9		
				51 A UNLV	7 8	67 A Gonzaga	8 9				
				51 A UNLV	2 12						

Non-Div. I Games:

Portland

Average RPI Win: 212		WON-LOST	WINNING	LAST 10	STRENGTH OF		OPP. STRENGTH	TEAM	ADJ	CONF.	ADJ CONF.
Average RPI Loss: 95		RECORD	PCT. RANK	GAMES	SCHEDULE		OF SCHEDULE	RPI	RPI	RPI	RPI
DIV. I ONLY		14-23-0	.37838	225	5-5-0		127	174	191	.48012	191
DIV. I NON-CONF.		6-19-0	.24	259	2-5-0		30	174	215	.47187	214
TOTALS		RPI 1-25	RPI 26-50		W-L RECORDS		RPI 51-100		RPI 101-150		RPI 150+
14-23-0		0-7-0	0-3-0		OVERALL		0-2-0		0-6-0		14-5-0
10-3-0		0-1-0	0-0-0		HOME		0-1-0		0-0-0		10-1-0
4-19-0		0-6-0	0-3-0		AWAY		0-1-0		0-5-0		4-4-0
0-1-0		0-0-0	0-0-0		NEUTRAL		0-0-0		0-1-0		0-0-0
6-19-0		0-7-0	0-3-0		NON-CONFERENCE		0-2-0		0-6-0		6-1-0
5-2-0		0-1-0	0-0-0		HOME		0-1-0		0-0-0		5-0-0
1-16-0		0-6-0	0-0-0		AWAY		0-1-0		0-5-0		1-1-0
0-1-0		0-0-0	0-0-0		NEUTRAL		0-0-0		0-1-0		0-0-0
8-4-0		0-0-0	0-0-0		CONFERENCE		0-0-0		0-0-0		8-4-0
5-1-0		0-0-0	0-0-0		HOME		0-0-0		0-0-0		5-1-0
3-3-0		0-0-0	0-0-0		AWAY		0-0-0		0-0-0		3-3-0
0-0-0		0-0-0	0-0-0		NEUTRAL		0-0-0		0-0-0		0-0-0
RPI S	Opponent	Score	RPI S	Opponent	Score	RPI S	Opponent	Score	RPI S	Opponent	Score
4 A	Oregon St.	2 3	29 A	South Ala.	1 17	89 A	Rhode Island	2 10	112 A	Wright St.	4 13
4 A	Oregon St.	0 5	29 A	South Ala.	3 6	93 H	Bryant	6 8	112 N	Wright St.	2 11
4 A	Oregon St.	4 5	29 A	South Ala.	3 9				126 A	Elon	1 4
4 A	Oregon St.	0 5							126 A	Elon	1 2
13 A	UConn	1 9							126 A	Elon	1 7
13 H	UConn	0 1							149 A	Marist	4 5
19 A	Northeastern	1 3							177 A	Albany (NY)	9 10
									177 A	Albany (NY)	7 3
									177 A	Albany (NY)	9 0
									189 A	Yale	5 3
									192 H	Quinnipiac	12 11
									192 H	Quinnipiac	8 2
									211 H	Maine	1 0
									211 H	Maine	5 3
									211 H	Maine	1 6
									214 H	Binghamton	6 3
									214 H	Binghamton	3 2
									214 H	Binghamton	5 4
									221 H	Fairfield	13 11
									229 A	UMBC	5 9
									229 A	UMBC	2 3
									229 A	UMBC	14 3
									250 H	Sacred Heart	12 10
									252 A	Dayton	4 7
									270 H	Central Conn. St.	2 1
			LAST 10 GAMES								
			126 A	Elon	1 2	214 H	Binghamton	3 2			
			126 A	Elon	1 4	214 H	Binghamton	6 3			
			126 A	Elon	1 7	214 H	Binghamton	5 4			
			89 A	Rhode Island	2 10	149 A	Marist	4 5			
			250 H	Sacred Heart	12 10	192 H	Quinnipiac	8 2			

Non-Div. I Games:

Hartford

Average RPI Win: 198		WON-LOST RECORD		WINNING PCT. RANK		LAST 10 GAMES		STRENGTH OF SCHEDULE		OPP. STRENGTH OF SCHEDULE		TEAM RPI		ADJ RPI		CONF. RPI		ADJ CONF. RPI	
DIV. I ONLY		18-20-0		.47368 168		5-5-0		268		192		192		.47914 192		28		28	
DIV. I NON-CONF.		8-18-0		.30769 241		0-3-0		233		186		223		.46627 222		27		27	
TOTALS		RPI 1-25		RPI 26-50		W-L RECORDS		RPI 51-100		RPI 101-150		RPI 150+							
18-20-0		0-0-0		0-0-0		OVERALL		2-2-0		1-5-0		15-13-0							
5-1-0		0-0-0		0-0-0		HOME		0-0-0		0-0-0		5-1-0							
13-19-0		0-0-0		0-0-0		AWAY		2-2-0		1-5-0		10-10-0							
0-0-0		0-0-0		0-0-0		NEUTRAL		0-0-0		0-0-0		0-0-0							
8-18-0		0-0-0		0-0-0		NON-CONFERENCE		2-2-0		1-5-0		5-11-0							
0-0-0		0-0-0		0-0-0		HOME		0-0-0		0-0-0		0-0-0							
8-18-0		0-0-0		0-0-		AWAY		2-2-0		1-5-0		5-11-0							
0-0-0		0-0-0		0-0-0		NEUTRAL		0-0-0		0-0-0		0-0-0							
10-2-0		0-0-0		0-0-0		CONFERENCE		0-0-0		0-0-0		10-2-0							
5-1-0		0-0-0		0-0-0		HOME		0-0-0		0-0-0		5-1-0							
5-1-0		0-0-0		0-0-0		AWAY		0-0-0		0-0-0		5-1-0							
0-0-0		0-0-0		0-0-0		NEUTRAL		0-0-0		0-0-0		0-0-0							
RPI	S	Opponent	Score		RPI	S	Opponent	Score		RPI	S	Opponent	Score						

Non-Div. I Games:

Qui nni pi ac

Average RPI Win:		229	WON-LOST RECORD		WINNING PCT. RANK		LAST 10 GAMES		STRENGTH OF SCHEDULE		OPP. STRENGTH OF SCHEDULE		TEAM RPI		ADJ RPI		CONF. RPI		ADJ CONF. RPI	
DIV. I ONLY			20-22-0		.47619 164		6-4-0		169		220		193		.47909 193		24		24	
DIV. I NON-CONF.			8-16-0		.33333 229		1-2-0		66		228		206		.47495 206		22		22	
TOTALS		RPI 1-25		RPI 26-50		W-L RECORDS		RPI 51-100		RPI 101-150		RPI 150+								
20-22-0		0-4-0		0-0-0		OVERALL		2-9-0		3-5-0		15-4-0								
16-7-0		0-0-0		0-0-0		HOME		1-4-0		1-0-0		14-3-0								
4-15-0		0-4-0		0-0-0		AWAY		1-5-0		2-5-0		1-1-0								
0-0-0		0-0-0		0-0-0		NEUTRAL		0-0-0		0-0-0		0-0-0								
8-16-0		0-4-0		0-0-0		NON-CONFERENCE		2-9-0		1-1-0		5-2-0								
6-5-0		0-0-0		0-0-0		HOME		1-4-0		1-0-0		4-1-0								
2-11-0		0-4-0		0-0-		AWAY		1-5-0		0-1-0		1-1-0								
0-0-0		0-0-0		0-0-0		NEUTRAL		0-0-0		0-0-0		0-0-0								
12-6-0		0-0-0		0-0-0		CONFERENCE		0-0-0		2-4-0		10-2-0								
10-2-0		0-0-0		0-0-0		HOME		0-0-0		0-0-0		10-2-0								
2-4-0		0-0-0		0-0-0		AWAY		0-0-0		2-4-0		0-0-0								
0-0-0		0-0-0		0-0-0		NEUTRAL		0-0-0		0-0-0		0-0-0								
RPI	S	Opponent		Score		RPI	S	Opponent		Score		RPI	S	Opponent		Score				
5	A	Ole Miss		3	7			60	A	South Carolina		2	15	128	A	High Point		0	12	
5	A	Ole Miss		1	8			83	H	UNCG		2	3	128	A	High Point		11	2	
5	A	Ole Miss		1	3			84	H	Kent St.		1	9	128	A	High Point		1	6	
17	A	Clemson		8	9			84	H	Kent St.		5	7	135	A	Davidson		2	12	
								84	H	Kent St.		8	2	135	H	Davidson		3	0	
								94	A	Furman		5	4	139	A	Gardner-Webb		10	5	
								94	H	Furman		3	8	139	A	Gardner-Webb		6	9	
								96	A	Wofford		3	5	139	A	Gardner-Webb		6	7	
								99	A	ETSU		5	10	220	H	Radford		5	9	
								99	A	ETSU		4	8	220	H	Radford		1	4	
								99	A	ETSU		3	7	220	H	Radford		6	3	
														224	A	USC Upstate		5	9	
														224	H	USC Upstate		1	7	
														248	H	UNC Asheville		3	0	
														248	H	UNC Asheville		4	3	
														248	H	UNC Asheville		2	1	
														261	H	Presbyteri an		14	2	
														261	H	Presbyteri an		15	9	
														261	H	Presbyteri an		7	4	
														264	A	The Ci tadel		12	6	
														264	H	The Ci tadel		8	1	
														276	H	Longwood		8	0	
														276	H	Longwood		15	7	
														276	H	Longwood		4	3	
														296	H	UMES		8	3	
														296	H	UMES		5	1	
														296	H	UMES		5	4	
LAST 10 GAMES																				
				248	H	UNC Asheville	4	3	220	H	Radford	5	9							
				248	H	UNC Asheville	3	0	220	H	Radford	1	4							
				248	H	UNC Asheville	2	1	220	H	Radford	6	3							
				224	H	USC Upstate	1	7	94	A	Furman	5	4							
				135	A	Davi dson	2	12	139	A	Gardner-Webb	10	5							

Non-Div. I Games:

Winthrop

Average RPI Win:		200	WON-LOST RECORD		WINNING PCT. RANK		LAST 10 GAMES		STRENGTH OF SCHEDULE		OPP. STRENGTH OF SCHEDULE		TEAM RPI		ADJ RPI		CONF. RPI		ADJ CONF. RPI	
DIV. I ONLY			23-15-0		.60526 77		7-3-0		267		189		194		.47891 194		29		29	
DIV. I NON-CONF.			10-10-0		.5 139		1-1-0		160		8		157		.49742 157		29		29	
TOTALS		RPI 1-25		RPI 26-50		W-L RECORDS		RPI 51-100		RPI 101-150		RPI 150+								
23-15-0		1-0-0		2-4-0		OVERALL		1-3-0		2-1-0		17-7-0								
17-5-0		1-0-0		0-1-0		HOME		1-1-0		2-1-0		13-2-0								
4-9-0		0-0-0		2-3-0		AWAY		0-2-0		0-0-0		2-4-0								
2-1-0		0-0-0		0-0-0		NEUTRAL		0-0-0		0-0-0		2-1-0								
10-10-0		1-0-0		2-4-0		NON-CONFERENCE		1-3-0		2-1-0		4-2-0								
8-5-0		1-0-0		0-1-0		HOME		1-1-0		2-1-0		4-2-0								
2-5-0		0-0-0		2-0-		AWAY		0-2-0		0-0-0		0-0-0								
0-0-0		0-0-0		0-0-0		NEUTRAL		0-0-0		0-0-0		0-0-0								
13-5-0		0-0-0		0-0-0		CONFERENCE		0-0-0		0-0-0		13-5-0								
9-0-0		0-0-0		0-0-0		HOME		0-0-0		0-0-0		9-0-0								
2-4-0		0-0-0		0-0-0		AWAY		0-0-0		0-0-0		2-4-0								
2-1-0		0-0-0		0-0-0		NEUTRAL		0-0-0		0-0-0		2-1-0								
RPI	S	Opponent		Score		RPI	S	Opponent		Score		RPI	S	Opponent		Score				
20	H	Wichita St.		2	1	28	A	Oklahoma		3	20	52	H	Nevada		10	11			
						28	H	Oklahoma		2	5	52	H	Nevada		11	4			
						36	A	Oklahoma St.		10	5	55	A	Little Rock		4	3			
						41	A	DBU		5	8	65	A	Missouri St.		218	3			
						41	A	DBU		1	10					218	4			
						41	A	DBU		4	2					218	0			
																235	2			
																235	2			
																235	5			
																236	2			
																236	6			
																236	2			
																236				
																239	3			
																239	12			
																239	9			
																239	3			
																239	1			
																239	3			
																273	8			
																273	4			
																273	8			
																289	1			
																289	8			
																289	4			
																290	1			
																290	4			
																290	1			
LAST 10 GAMES																				
239 N South Dakota St.						8	1	290 H Fort Wayne						11	1					
239 N South Dakota St.						7	3	290 H Fort Wayne						12	4					
239 N South Dakota St.						1	3	28 A Oklahoma						3	20					
36 A Oklahoma St.						10	5	289 A Western Ill.						0	1					
290 H Fort Wayne						12	1	289 A Western Ill.						5	4					

Non-Div. I Games:

Oral Roberts

Average RPI Win:		178	WON-LOST RECORD		WINNING PCT. RANK		LAST 10 GAMES		STRENGTH OF SCHEDULE		OPP. STRENGTH OF SCHEDULE		TEAM RPI		ADJ RPI		CONF. RPI		ADJ CONF. RPI	
DIV. I ONLY			18-21-0		.46154 174		3-7-0		203		122		195		.47807 195		6		6	
DIV. I NON-CONF.			11-10-0		.52381 130		0-1-0		219		215		161		.49551 161		6		6	
TOTALS		RPI 1-25		RPI 26-50		W-L RECORDS		RPI 51-100		RPI 101-150		RPI 150+								
18-21-0		0-2-0		1-4-0		OVERALL		0-3-0		7-4-0		10-8-0								
12-6-0		0-0-0		0-1-0		HOME		0-0-0		3-1-0		9-4-0								
6-15-0		0-2-0		1-3-0		AWAY		0-3-0		4-3-0		1-4-0								
0-0-0		0-0-0		0-0-0		NEUTRAL		0-0-0		0-0-0		0-0-0								
11-10-0		0-2-0		0-2-0		NON-CONFERENCE		0-0-0		4-1-0		7-5-0								
7-2-0		0-0-0		0-1-0		HOME		0-0-0		1-0-0		6-1-0								
4-8-0		0-2-0		0-0-		AWAY		0-0-0		3-1-0		1-4-0								
0-0-0		0-0-0		0-0-0		NEUTRAL		0-0-0		0-0-0		0-0-0								
7-11-0		0-0-0		1-2-0		CONFERENCE		0-3-0		3-3-0		3-3-0								
5-4-0		0-0-0		0-0-0		HOME		0-0-0		2-1-0		3-3-0								
2-7-0		0-0-0		1-2-0		AWAY		0-3-0		1-2-0		0-0-0								
0-0-0		0-0-0		0-0-0		NEUTRAL		0-0-0		0-0-0		0-0-0								
RPI	S	Opponent		Score		RPI	S	Opponent		Score		RPI	S	Opponent		Score				
8	A	Arkansas		0	4	29	A	South Ala.		3	5	55	A	Little Rock		4	7			
8	A	Arkansas		9	10	29	A	South Ala.		12	6	55	A	Little Rock		5	6			
						29	A	South Ala.		0	6	55	A	Little Rock		2	3			
						49	A	Louisiana Tech		1	6									
						49	H	Louisiana Tech		0	7									

Non-Div. I Games:

La. -Monroe

Average RPI Win:		172	WON-LOST RECORD		WINNING PCT. RANK		LAST 10 GAMES		STRENGTH OF SCHEDULE		OPP. STRENGTH OF SCHEDULE		TEAM RPI		ADJ RPI		CONF. RPI		ADJ CONF. RPI	
DIV. I ONLY			11-28-0		.28205 270		3-7-0		88		109		196		.47801 196		6		6	
DIV. I NON-CONF.			8-13-0		.38095 214		1-3-0		108		180		145		.50168 145		6		6	
TOTALS		RPI 1-25		RPI 26-50		W-L RECORDS		RPI 51-100		RPI 101-150		RPI 150+								
11-28-0		0-1-0		1-5-0		OVERALL		1-9-0		2-8-0		7-5-0								
3-8-0		0-0-0		1-2-0		HOME		0-3-0		0-0-0		2-3-0								
8-20-0		0-1-0		0-3-0		AWAY		1-6-0		2-8-0		5-2-0								
0-0-0		0-0-0		0-0-0		NEUTRAL		0-0-0		0-0-0		0-0-0								
8-13-0		0-1-0		0-0-0		NON-CONFERENCE		1-3-0		2-5-0		5-4-0								
2-3-0		0-0-0		0-0-0		HOME		0-0-0		0-0-0		2-3-0								
6-10-0		0-1-0		0-0-		AWAY		1-3-0		2-5-0		3-1-0								
0-0-0		0-0-0		0-0-0		NEUTRAL		0-0-0		0-0-0		0-0-0								
3-15-0		0-0-0		1-5-0		CONFERENCE		0-6-0		0-3-0		2-1-0								
1-5-0		0-0-0		1-2-0		HOME		0-3-0		0-0-0		0-0-0								
2-10-0		0-0-0		0-3-0		AWAY		0-3-0		0-3-0		2-1-0								
0-0-0		0-0-0		0-0-0		NEUTRAL		0-0-0		0-0-0		0-0-0								
RPI	S	Opponent		Score		RPI	S	Opponent		Score		RPI	S	Opponent		Score				
6	A	North Carolina		1	4	29	A	South Ala.		1	9	68	H	Loui si ana		4	5			
						29	A	South Ala.		0	5	68	H	Loui si ana		3	4			
						29	A	South Ala.		0	2	68	H	Loui si ana		2	6			
						37	H	Troy		5	2	83	A	UNCG		6	4			
						37	H	Troy		2	6	83	A	UNCG		3	10			
						37	H	Troy		3	15	83	A	UNCG		6	11			
												90	A	Wake Forest		3	7			
												95	A	Ga. Southern		4	11			
												95	A	Ga. Southern		1	7			
												95	A	Ga. Southern		0	2			

Non-Div. I Games:

Appalachian St.

Average RPI Win: 219		WON-LOST	WINNING	LAST 10	STRENGTH OF		OPP. STRENGTH	TEAM	ADJ	CONF.	ADJ CONF.
Average RPI Loss: 145		RECORD	PCT. RANK	GAMES	SCHEDULE		OF SCHEDULE	RPI	RPI	RPI	RPI
DIV. I ONLY		25-16-0	.60976	75	6-4-0		269	185	197	.47764	197
DIV. I NON-CONF.		15-8-0	.65217	57	4-0-0		281	237	207	.47479	207
TOTALS		RPI 1-25	RPI 26-50		W-L RECORDS		RPI 51-100		RPI 101-150		RPI 150+
25-16-0		0-1-0	0-0-0		OVERALL		1-1-0		2-8-0		22-6-0
19-6-0		0-0-0	0-0-0		HOME		0-0-0		1-0-0		18-6-0
4-9-0		0-1-0	0-0-0		AWAY		0-0-0		0-8-0		4-0-0
2-1-0		0-0-0	0-0-0		NEUTRAL		1-1-0		1-0-0		0-0-0
15-8-0		0-1-0	0-0-0		NON-CONFERENCE		1-1-0		2-2-0		12-4-0
12-4-0		0-0-0	0-0-0		HOME		0-0-0		1-0-0		11-4-0
1-3-0		0-1-0	0-0-		AWAY		0-0-0		0-2-0		1-0-0
2-1-0		0-0-0	0-0-0		NEUTRAL		1-1-0		1-0-0		0-0-0
10-8-0		0-0-0	0-0-0		CONFERENCE		0-0-0		0-6-0		10-2-0
7-2-0		0-0-0	0-0-0		HOME		0-0-0		0-0-0		7-2-0
3-6-0		0-0-0	0-0-0		AWAY		0-0-0		0-6-0		3-0-0
0-0-0		0-0-0	0-0-0		NEUTRAL		0-0-0		0-0-0		0-0-0
RPI S	Opponent	Score	RPI S	Opponent	Score	RPI S	Opponent	Score	RPI S	Opponent	Score
15 A	Texas A&M	7 9				77 N	Purdue	4 5	105 A	Texas St.	5 6
						97 N	Notre Dame	5 3	107 A	Houston Baptist	0 1
									107 A	Houston Baptist	4 12
									107 A	Houston Baptist	6 7
									119 A	Central Ark.	5 6
									119 A	Central Ark.	3 8
									119 A	Central Ark.	3 4
									121 A	Kansas St.	3 14
									141 H	Saint Louis	3 2
									141 N	Saint Louis	5 2
									188 H	Northern Ill.	7 5
									188 H	Northern Ill.	1 15
									188 H	Northern Ill.	17 0
									188 H	Northern Ill.	7 3
									207 H	Nicholls St.	7 6
									207 H	Nicholls St.	2 5
									207 H	Nicholls St.	7 6
									211 H	Maine	9 8
									211 H	Maine	2 0
									223 H	Lamar University	12 2
									223 H	Lamar University	3 9
									223 H	Lamar University	8 3
									232 H	Texas Southern	10 1
									232 H	Texas Southern	7 4
									232 H	Texas Southern	8 9
									235 H	North Dakota St.	2 8
									235 H	North Dakota St.	2 1
									235 H	North Dakota St.	6 2
									235 H	North Dakota St.	3 4
									238 A	SFA	7 3
									238 A	SFA	8 1
									238 A	SFA	10 7
									244 H	Abilene Christian	8 7
									244 H	Abilene Christian	5 2
			LAST 10 GAMES								
			107 A	Houston Baptist	6 7	207 H	Nicholls St.	2 5			
			107 A	Houston Baptist	0 1	207 H	Nicholls St.	7 6			
			107 A	Houston Baptist	4 12	293 H	Prairie View	31 2			
			293 A	Prairie View	26 12	232 H	Texas Southern	7 4			
			207 H	Nicholls St.	7 6	232 H	Texas Southern	10 1			

Non-Div. I Games:

Incarnate Word

RPI	S	Opponent	Score	
244	H	Abilene Christian	7	6
287	H	Southern U.	6	4
293	A	Prairie View	26	12
293	H	Prairie View	31	2

I
n
c
a
r
n
a
t
e
W
o
r
d

I
n
c
a
r
n
a
t
e
W
o
r
d

Incarnate Word

UAB

Average RPI Win: 178		WON-LOST RECORD		WINNING PCT. RANK		LAST 10 GAMES		STRENGTH OF SCHEDULE		OPP. STRENGTH OF SCHEDULE		TEAM RPI		ADJ RPI		CONF. RPI		ADJ CONF. RPI	
DIV. I ONLY		17-21-0		.44737 182		3-7-0		147		127		198		.47755 198		11		11	
DIV. I NON-CONF.		8-12-0		.4 197		0-2-0		141		126		237		.45643 237		13		13	
TOTALS		RPI 1-25		RPI 26-50		W-L RECORDS		RPI 51-100		RPI 101-150		RPI 150+							
17-21-0		0-2-0		2-6-0		OVERALL		1-3-0		2-1-0		12-9-0							
11-14-0		0-1-0		2-5-0		HOME		1-2-0		0-0-0		8-6-0							
6-7-0		0-1-0		0-1-0		AWAY		0-1-0		2-1-0		4-3-0							
0-0-0		0-0-0		0-0-0		NEUTRAL		0-0-0		0-0-0		0-0-0							
8-12-0		0-2-0		1-4-0		NON-CONFERENCE		1-3-0		0-0-0		6-3-0							
8-8-0		0-1-0		1-3-0		HOME		1-2-0		0-0-0		6-2-0							
0-4-0		0-1-0		0-0-		AWAY		0-1-0		0-0-0		0-1-0							
0-0-0		0-0-0		0-0-0		NEUTRAL		0-0-0		0-0-0		0-0-0							
9-9-0		0-0-0		1-2-0		CONFERENCE		0-0-0		2-1-0		6-6-0							
3-6-0		0-0-0		1-2-0		HOME		0-0-0		0-0-0		2-4-0							
6-3-0		0-0-0		0-0-0		AWAY		0-0-0		2-1-0		4-2-0							
0-0-0		0-0-0		0-0-0		NEUTRAL		0-0-0		0-0-0		0-0-0							
RPI	S	Opponent		Score		RPI	S	Opponent		Score		RPI	S	Opponent		Score			
12	A	Auburn		2	12	37	A	Troy		2	3	69	A	Alabama		3	12		
12	H	Auburn		8	11	37	H	Troy		1	4	69	H	Alabama		6	4		
						45	H	Iowa		3	11	81	H	Samford		2	8		
						45	H	Iowa		1	4	85	H	Jacksonville St.		2	4		
						45	H	Iowa		4	0								
						49	H	Louisiana Tech		3	0								
						49	H	Louisiana Tech		6	7								
						49	H	Louisiana Tech		4	9								
						LAST 10 GAMES													
						184	H	Western Ky.		5	8	249	A	Old Dominion		0	12		
						184	H	Western Ky.		5	0	249	A	Old Dominion		6	3		
						184	H	Western Ky.		5	13	69	A	Alabama		3	12		
						12	A	Auburn		2	12	151	H	FIU		0	3		
						249	A	Old Dominion		7	5	151	H	FIU		4	6		

Non-Div. I Games:

UAB

Average RPI Win:		157	WON-LOST RECORD		WINNING PCT. RANK		LAST 10 GAMES		STRENGTH OF SCHEDULE		OPP. STRENGTH OF SCHEDULE		TEAM RPI		ADJ RPI		CONF. RPI		ADJ CONF. RPI		
DIV. I ONLY			12-22-0		.35294 243		4-6-0		79		155		200		.47599 199		15		15		
DIV. I NON-CONF.			7-15-0		.31818 235		0-2-0		54		123		199		.47832 199		14		14		
TOTALS		RPI 1-25		RPI 26-50		W-L RECORDS		RPI 51-100		RPI 101-150		RPI 150+									
12-22-0		0-2-0		1-4-0		OVERALL		1-4-0		2-2-0		8-10-0									
7-12-0		0-1-0		1-4-0		HOME		0-0-0		2-2-0		4-5-0									
5-10-0		0-1-0		0-0-0		AWAY		1-4-0		0-0-0		4-5-0									
0-0-0		0-0-0		0-0-0		NEUTRAL		0-0-0		0-0-0		0-0-0									
7-15-0		0-2-0		1-4-0		NON-CONFERENCE		1-4-0		1-0-0		4-5-0									
4-9-0		0-1-0		1-4-0		HOME		0-0-0		1-0-0		2-4-0									
3-6-0		0-1-0		0-0-		AWAY		1-4-0		0-0-0		2-1-0									
0-0-0		0-0-0		0-0-0		NEUTRAL		0-0-0		0-0-0		0-0-0									
5-7-0		0-0-0		0-0-0		CONFERENCE		0-0-0		1-2-0		4-5-0									
3-3-0		0-0-0		0-0-0		HOME		0-0-0		1-2-0		2-1-0									
2-4-0		0-0-0		0-0-0		AWAY		0-0-0		0-0-0		2-4-0									
0-0-0		0-0-0		0-0-0		NEUTRAL		0-0-0		0-0-0		0-0-0									
RPI	S	Opponent		Score		RPI	S	Opponent		Score		RPI	S	Opponent		Score					
1	A	Stanford		2	7	34	H	Creighton		3	6	53	A	Oregon		4	5				
1	H	Stanford		2	3	34	H	Creighton		6	9	53	A	Oregon		2	7				
						34	H	Creighton		7	10	53	A	Oregon		1	4				
						48	H	St. John's (NY)		0	8	53	A	Oregon		9	7				
						48	H	St. John's (NY)		10	6	98	A	Cal i forni a		3	9				
						LAST 10 GAMES															
						165 H UC Santa Barbara						1	5	180 A Cal Poly						4	7
						165 H UC Santa Barbara						5	3	180 A Cal Poly						7	8
						165 H UC Santa Barbara						4	3	1 A Stanford						2	7
						173 H Sacramento St.						2	8	109 H Hawai i						10	3
						180 A Cal Poly						16	10	109 H Hawai i						5	8

Non-Div. I Games:

UC Davis

Average RPI Win:		168	WON-LOST RECORD		WINNING PCT. RANK		LAST 10 GAMES		STRENGTH OF SCHEDULE		OPP. STRENGTH OF SCHEDULE		TEAM RPI		ADJ RPI		CONF. RPI		ADJ CONF. RPI				
DIV. I ONLY			14-23-0		.37838 225		6-4-0		159		159		201		.47554 200		26		26				
DIV. I NON-CONF.			5-17-0		.22727 265		1-1-0		39		29		174		.48672 173		25		25				
TOTALS		RPI 1-25		RPI 26-50		W-L RECORDS		RPI 51-100		RPI 101-150		RPI 150+											
14-23-0		1-3-0		1-0-0		OVERALL		2-8-0		1-1-0		9-11-0											
7-5-0		0-0-0		1-0-0		HOME		0-0-0		1-0-0		5-5-0											
7-16-0		1-3-0		0-0-0		AWAY		2-8-0		0-1-0		4-4-0											
0-2-0		0-0-0		0-0-0		NEUTRAL		0-0-0		0-0-0		0-2-0											
5-17-0		1-3-0		1-0-0		NON-CONFERENCE		2-8-0		1-1-0		0-5-0											
2-1-0		0-0-0		1-0-0		HOME		0-0-0		1-0-0		0-1-0											
3-14-0		1-3-0		0-0-		AWAY		2-8-0		0-1-0		0-2-0											
0-2-0		0-0-0		0-0-0		NEUTRAL		0-0-0		0-0-0		0-2-0											
9-6-0		0-0-0		0-0-0		CONFERENCE		0-0-0		0-0-0		9-6-0											
5-4-0		0-0-0		0-0-0		HOME		0-0-0		0-0-0		5-4-0											
4-2-0		0-0-0		0-0-0		AWAY		0-0-0		0-0-0		4-2-0											
0-0-0		0-0-0		0-0-0		NEUTRAL		0-0-0		0-0-0		0-0-0											
RPI	S	Opponent		Score		RPI	S	Opponent		Score		RPI	S	Opponent		Score							
21	A	South Fla.		1	13	48	H	St. John' s (NY)		7	6	51	A	UNLV		3	8						
21	A	South Fla.		6	13							51	A	UNLV		0	11						
21	A	South Fla.		4	3							51	A	UNLV		7	13						
21	A	South Fla.		0	8							51	A	UNLV		3	13						
												73	A	UTSA		9	3						
												73	A	UTSA		5	8						
												73	A	UTSA		2	3						
												73	A	UTSA		11	7						
												82	A	Houston		3	4						
												82	A	Houston		2	6						
														104 A Rice		5	14						
														144 H Fordham		10	1						
														153 N New Mexico		9	10						
														153 N New Mexico		1	3						
														155 H Harvard		9	6						
														155 H Harvard		6	11						
														155 H Harvard		7	1						
														168 A A&M-Corpus Christi		3	6						
														172 H Manhattan		7	8						
														178 A Monmouth		3	9						
														189 H Yale		2	8						
														189 H Yale		11	10						
														189 H Yale		6	5						
														251 H Princeton		2	0						
														251 H Princeton		6	7						
														251 H Princeton		5	10						
														260 A Dartmouth		4	5						
														260 A Dartmouth		4	10						
														260 A Dartmouth		12	3						
														266 A Brown		5	4						
														266 A Brown		2	0						
														266 A Brown		8	2						
LAST 10 GAMES																							
251 H Princeton						6 7						266 A Brown						5 4					
251 H Princeton						2 0						266 A Brown						2 0					
251 H Princeton						5 10						178 A Monmouth						3 9					
144 H Fordham						10 1						260 A Dartmouth						12 3					
266 A Brown						8 2						260 A Dartmouth						4 10					

Non-Div. I Games:

Col umbi a

Average RPI Win:		222	WON-LOST		WINNING		LAST 10		STRENGTH OF		OPP. STRENGTH		TEAM		ADJ		CONF.		ADJ CONF.	
Average RPI Loss:		144	RECORD		PCT. RANK		GAMES		SCHEDULE		OF SCHEDULE		RPI		RPI		RPI		RPI	
DIV. I ONLY			21-17-0		.55263		106		5-5-0		235		240		203		.4751		201	
DIV. I NON-CONF.			14-9-0		.6087		83		3-0-0		191		265		135		.5085		135	
TOTALS		RPI 1-25		RPI 26-50		W-L RECORDS		RPI 51-100		RPI 101-150		RPI 150+								
21-17-0		0-3-0		0-0-0		OVERALL		0-3-0		0-0-0		21-11-0								
12-9-0		0-0-0		0-0-0		HOME		0-3-0		0-0-0		12-6-0								
7-8-0		0-3-0		0-0-0		AWAY		0-0-0		0-0-0		7-5-0								
2-0-0		0-0-0		0-0-0		NEUTRAL		0-0-0		0-0-0		2-0-0								
14-9-0		0-3-0		0-0-0		NON-CONFERENCE		0-3-0		0-0-0		14-3-0								
7-5-0		0-0-0		0-0-0		HOME		0-3-0		0-0-0		7-2-0								
5-4-0		0-3-0		0-0-		AWAY		0-0-0		0-0-0		5-1-0								
2-0-0		0-0-0		0-0-0		NEUTRAL		0-0-0		0-0-0		2-0-0								
7-8-0		0-0-0		0-0-0		CONFERENCE		0-0-0		0-0-0		7-8-0								
5-4-0		0-0-0		0-0-0		HOME		0-0-0		0-0-0		5-4-0								
2-4-0		0-0-0		0-0-0		AWAY		0-0-0		0-0-0		2-4-0								
0-0-0		0-0-0		0-0-0		NEUTRAL		0-0-0		0-0-0		0-0-0								
RPI	S	Opponent		Score		RPI	S	Opponent		Score		RPI	S	Opponent		Score				
2	A	Florida		5	12							157	H	UMass Lowell I		6	5			
2	A	Florida		1	3							157	H	UMass Lowell I		5	6			
2	A	Florida		0	8							157	H	UMass Lowell I		9	8			
												172	H	Manhattan		3	12			
												172	H	Manhattan		4	3			
												177	A	Albany (NY)		3	4			
												177	A	Albany (NY)		4	16			
												177	A	Albany (NY)		4	5			
												192	H	Quinnipiac		5	1			
												192	H	Quinnipiac		9	2			
												192	H	Quinnipiac		10	4			
												207	A	Nicholls St.		6	5			
												207	A	Nicholls St.		5	4			
												207	A	Nicholls St.		6	3			
												207	A	Nicholls St.		7	14			
												211	A	Maine		5	2			
												211	A	Maine		2	4			
												211	A	Maine		4	1			
												214	H	Binghamton		15	12			
												214	H	Binghamton		6	8			
												214	H	Binghamton		7	5			
												229	H	UMBC		1	3			
												229	H	UMBC		11	6			
												229	H	UMBC		2	9			
												242	H	LIU Brooklyn		5	3			
												250	N	Sacred Heart		7	6			
												270	H	Central Conn. St.		5	0			
												278	A	Iona		6	0			
												278	H	Iona		5	2			
												278	H	Iona		6	10			
												278	N	Iona		5	3			
												295	A	Norfolk St.		12	0			
LAST 10 GAMES																				
						229	H	UMBC		11	6	177	A	Albany (NY)		4	16			
						229	H	UMBC		1	3	177	A	Albany (NY)		4	5			
						229	H	UMBC		2	9	270	H	Central Conn. St.		5	0			
						278	A	Iona		6	0	278	H	Iona		5	2			
						177	A	Albany (NY)		3	4	211	A	Maine		5	2			

Non-Div. I Games:

Stony Brook

[illegible]

M
i
c
h
i
g
a
n
s
t
.

Mi chi gan St.

Average RPI Win:		204	WON-LOST RECORD		WINNING PCT. RANK		LAST 10 GAMES		STRENGTH OF SCHEDULE		OPP. STRENGTH OF SCHEDULE		TEAM RPI		ADJ RPI		CONF. RPI		ADJ CONF. RPI	
Average RPI Loss:		134																		
DIV. I ONLY			11-23-0		.32353 254		5-5-0		106		262		205		.47327 204		25		25	
DIV. I NON-CONF.			3-14-0		.17647 279		1-1-0		50		188		228		.46184 228		23		23	
TOTALS		RPI 1-25		RPI 26-50		W-L RECORDS		RPI 51-100		RPI 101-150		RPI 150+								
11-23-0		0-3-0		0-1-0		OVERALL		0-4-0		2-7-0		9-8-0								
3-4-0		0-0-0		0-0-0		HOME		0-0-0		1-2-0		2-2-0								
7-16-0		0-3-0		0-0-0		AWAY		0-2-0		1-5-0		6-6-0								
1-3-0		0-0-0		0-1-0		NEUTRAL		0-2-0		0-0-0		1-0-0								
3-14-0		0-3-0		0-1-0		NON-CONFERENCE		0-4-0		0-3-0		3-3-0								
0-1-0		0-0-0		0-0-0		HOME		0-0-0		0-0-0		0-1-0								
2-10-0		0-3-0		0-0-		AWAY		0-2-0		0-3-0		2-2-0								
1-3-0		0-0-0		0-1-0		NEUTRAL		0-2-0		0-0-0		1-0-0								
8-9-0		0-0-0		0-0-0		CONFERENCE		0-0-0		2-4-0		6-5-0								
3-3-0		0-0-0		0-0-0		HOME		0-0-0		1-2-0		2-1-0								
5-6-0		0-0-0		0-0-0		AWAY		0-0-0		1-2-0		4-4-0								
0-0-0		0-0-0		0-0-0		NEUTRAL		0-0-0		0-0-0		0-0-0								
RPI	S	Opponent		Score		RPI	S	Opponent		Score		RPI	S	Opponent		Score				
18	A	Kentucky		1	10	45	N	Iowa		6	8	54	A	Mi chi gan		3	10			
18	A	Kentucky		6	15							83	A	UNCG		8	13			
18	A	Kentucky		6	17							91	N	Pi ttsburgh		3	9			
												91	N	Pi ttsburgh		0	2			
												112	A	Wright St.		0	3			
												112	A	Wright St.		6	5			
												112	A	Wright St.		2	8			
												112	H	Wright St.		6	4			
												112	H	Wright St.		2	17			
												112	H	Wright St.		2	14			
												141	A	Sai nt Loui s		4	6			
												141	A	Sai nt Loui s		0	8			
												141	A	Sai nt Loui s		3	9			
												169	A	VMI		8	11			
												169	A	VMI		11	10			
												169	A	VMI		1	11			
												179	H	Mi l waukee		12	7			
												179	H	Mi l waukee		6	16			
												179	H	Mi l waukee		6	3			
												183	A	Eastern Mich.		4	2			
												234	H	Central Mich.		9	24			
												245	A	Ill . -Chi cago		3	4			
												245	A	Ill . -Chi cago		1	8			
												245	A	Ill . -Chi cago		2	1			
												249	N	Ol d Domi ni on		5	4			
												271	A	Northern Ky.		14	12			
												271	A	Northern Ky.		6	9			
												271	A	Northern Ky.		13	4			
												274	A	Youngstown St.		2	8			
												274	A	Youngstown St.		17	4			
LAST 10 GAMES																				
112 H Wright St.						2	17	271 A Northern Ky.						13	4					
112 H Wright St.						6	4	234 H Central Mich.						9	24					
112 H Wright St.						2	14	183 A Eastern Mich.						4	2					
271 A Northern Ky.						14	12	274 A Youngstown St.						17	4					
271 A Northern Ky.						6	9	274 A Youngstown St.						2	8					

Non-Div. I Games:

Oakl and

Average RPI Win: 196		WON-LOST	WINNING	LAST 10	STRENGTH OF		OPP. STRENGTH	TEAM	ADJ		CONF.	ADJ CONF.						
Average RPI Loss: 165		RECORD	PCT. RANK	GAMES	SCHEDULE		OF SCHEDULE	RPI	RPI		RPI	RPI						
DIV. I ONLY		17-18-0	.48571	160	3-7-0		212	223	202		.47174	205						
DIV. I NON-CONF.		12-8-0	.6	87	0-1-0		287	143	210		.4697	218						
TOTALS		RPI 1-25	RPI 26-50		W-L RECORDS		RPI 51-100		RPI 101-150		RPI 150+							
17-18-0		0-0-0	0-0-0		OVERALL		0-2-0		3-5-0		14-11-0							
8-8-0		0-0-0	0-0-0		HOME		0-2-0		1-2-0		7-4-0							
9-10-0		0-0-0	0-0-0		AWAY		0-0-0		2-3-0		7-7-0							
0-0-0		0-0-0	0-0-0		NEUTRAL		0-0-0		0-0-0		0-0-0							
12-8-0		0-0-0	0-0-0		NON-CONFERENCE		0-2-0		1-1-0		11-5-0							
6-4-0		0-0-0	0-0-0		HOME		0-2-0		0-0-0		6-2-0							
6-4-0		0-0-0	0-0-		AWAY		0-0-0		1-1-0		5-3-0							
0-0-0		0-0-0	0-0-0		NEUTRAL		0-0-0		0-0-0		0-0-0							
5-10-0		0-0-0	0-0-0		CONFERENCE		0-0-0		2-4-0		3-6-0							
2-4-0		0-0-0	0-0-0		HOME		0-0-0		1-2-0		1-2-0							
3-6-0		0-0-0	0-0-0		AWAY		0-0-0		1-2-0		2-4-0							
0-0-0		0-0-0	0-0-0		NEUTRAL		0-0-0		0-0-0		0-0-0							
RPI	S	Opponent	Score	RPI	S	Opponent	Score	RPI	S	Opponent	Score	RPI	S	Opponent	Score			
								78	H	Air Force	9	17		118	A	Nebraska	6	3
								78	H	Air Force	6	12		118	A	Nebraska	2	14
														120	H	New Mexico St.	13	7
														120	H	New Mexico St.	9	12
														120	H	New Mexico St.	3	6
														147	A	Seattle U	1	8
														147	A	Seattle U	5	6
														147	A	Seattle U	7	6
														158	H	Grand Canyon	1	18
														158	H	Grand Canyon	6	9
														158	H	Grand Canyon	7	4
														173	A	Sacramento St.	0	5
														173	A	Sacramento St.	5	2
														173	A	Sacramento St.	0	5
														176	A	San Jose St.	6	5
														176	A	San Jose St.	10	11
														176	A	San Jose St.	4	7
														176	A	San Jose St.	12	7
														199	A	UC Davis	12	2
														199	A	UC Davis	6	4
														199	A	UC Davis	2	6
														199	A	UC Davis	5	3
														235	H	North Dakota St.	9	7
														235	H	North Dakota St.	3	6
														235	H	North Dakota St.	2	4
														235	H	North Dakota St.	17	4
														239	H	South Dakota St.	3	2
														239	H	South Dakota St.	5	4
														239	H	South Dakota St.	11	7
														239	H	South Dakota St.	8	2
														240	A	Utah Valley	14	15
														240	A	Utah Valley	8	4
														240	A	Utah Valley	5	15
Non-Div. I Games:		Mont. St. Billings	5	9	Mont. St. Billings	6	1	Mont. St. Billings	18	6	Regis (CO)	35	11					
		Regis (CO)	8	7								Northern Colo.						

Average RPI Win:	205	WON-LOST RECORD	WINNING PCT. RANK	LAST 10 GAMES	STRENGTH OF SCHEDULE	OPP. STRENGTH OF SCHEDULE	TEAM RPI	ADJ RPI	CONF. RPI	ADJ CONF. RPI
DIV. I ONLY		14-23-0	.37838 225	7-3-0	119	251	206	.47156 206	12	12
DIV. I NON-CONF.		12-19-0	.3871 211	5-0-0	119	276	211	.47307 210	12	12
TOTALS	RPI 1-25	RPI 26-50	W-L RECORDS	RPI 51-100	RPI 101-150	RPI 150+				
14-23-0	0-1-0	1-5-0	OVERALL	0-4-0	3-7-0	10-6-0				
9-3-0	0-0-0	0-0-0	HOME	0-0-0	2-1-0	7-2-0				
3-13-0	0-0-0	1-5-0	AWAY	0-4-0	1-4-0	1-0-0				
2-7-0	0-1-0	0-0-0	NEUTRAL	0-0-0	0-2-0	2-4-0				
12-19-0	0-1-0	1-2-0	NON-CONFERENCE	0-4-0	1-6-0	10-6-0				
7-2-0	0-0-0	0-0-0	HOME	0-0-0	0-0-0	7-2-0				
3-10-0	0-0-0	1-0-	AWAY	0-4-0	1-4-0	1-0-0				
2-7-0	0-1-0	0-0-0	NEUTRAL	0-0-0	0-2-0	2-4-0				
2-4-0	0-0-0	0-3-0	CONFERENCE	0-0-0	2-1-0	0-0-0				
2-1-0	0-0-0	0-0-0	HOME	0-0-0	2-1-0	0-0-0				
0-3-0	0-0-0	0-3-0	AWAY	0-0-0	0-0-0	0-0-0				
0-0-0	0-0-0	0-0-0	NEUTRAL	0-0-0	0-0-0	0-0-0				
RPI S Opponent Score	RPI S Opponent Score	RPI S Opponent Score	RPI S Opponent Score							
19 N Northeastern 5 9	39 A Ohio St. 5 13 39 A Ohio St. 5 1 39 A Ohio St. 4 5 48 A St. John's (NY) 3 6 48 A St. John's (NY) 1 9 48 A St. John's (NY) 1 2	83 A UNCG 3 7 83 A UNCG 4 5 83 A UNCG 2 5 90 A Wake Forest 2 7	114 A George Washington 3 6 123 H Xavier 5 4 123 H Xavier 2 1 123 H Xavier 2 6 125 A Navy 3 2 125 N Navy 1 2 135 A Davidson 5 16 135 A Davidson 2 9 135 A Davidson 5 10 139 N Gardner-Webb 1 15 226 H George Mason 10 7 226 H George Mason 6 2 226 H George Mason 7 3 229 A UMBC 11 9 233 N Western Mich. 9 5 233 N Western Mich. 7 12 237 N Saint Joseph's 4 1 237 N Saint Joseph's 3 4 251 H Princeton 5 3 251 H Princeton 4 10 251 H Princeton 3 1 251 H Princeton 3 5 260 N Dartmouth 1 4 280 N Mt. St. Mary's 3 4 281 H Coppin St. 16 9 297 H Delaware St. 10 5							
LAST 10 GAMES										
48 A St. John's (NY) 1 2 48 A St. John's (NY) 1 9 48 A St. John's (NY) 3 6 229 A UMBC 11 9 226 H George Mason 10 7				226 H George Mason 6 2 226 H George Mason 7 3 125 A Navy 3 2 123 H Xavier 5 4 123 H Xavier 2 1						

Non-Div. I Games:

Georgetown

[illegible]

Non-Div. I Games:

Ni chol l s St.

Average RPI Win:		207	WON-LOST RECORD		WINNING PCT. RANK		LAST 10 GAMES		STRENGTH OF SCHEDULE		OPP. STRENGTH OF SCHEDULE		TEAM RPI		ADJ RPI		CONF. RPI		ADJ CONF. RPI	
DIV. I ONLY			10-27-0		.27027 274		5-5-0		103		227		208		.47019 208		28		28	
DIV. I NON-CONF.			2-20-0		.09091 288		2-2-0		18		128		235		.45787 234		27		27	
TOTALS		RPI 1-25		RPI 26-50		W-L RECORDS		RPI 51-100		RPI 101-150		RPI 150+								
10-27-0		0-3-0		0-3-0		OVERALL		0-4-0		3-10-0		7-7-0								
3-3-0		0-0-0		0-0-0		HOME		0-0-0		2-1-0		1-2-0								
7-24-0		0-3-0		0-3-0		AWAY		0-4-0		1-9-0		6-5-0								
0-0-0		0-0-0		0-0-0		NEUTRAL		0-0-0		0-0-0		0-0-0								
2-20-0		0-3-0		0-3-0		NON-CONFERENCE		0-4-0		1-9-0		1-1-0								
0-0-0		0-0-0		0-0-0		HOME		0-0-0		0-0-0		0-0-0								
2-20-0		0-3-0		0-0-		AWAY		0-4-0		1-9-0		1-1-0								
0-0-0		0-0-0		0-0-0		NEUTRAL		0-0-0		0-0-0		0-0-0								
8-7-0		0-0-0		0-0-0		CONFERENCE		0-0-0		2-1-0		6-6-0								
3-3-0		0-0-0		0-0-0		HOME		0-0-0		2-1-0		1-2-0								
5-4-0		0-0-0		0-0-0		AWAY		0-0-0		0-0-0		5-4-0								
0-0-0		0-0-0		0-0-0		NEUTRAL		0-0-0		0-0-0		0-0-0								
RPI	S	Opponent		Score		RPI	S	Opponent		Score		RPI	S	Opponent		Score				
2	A	Florida		1	7	47	A	UCF		0	1	80	A	Army West Point		6	9			
2	A	Florida		2	19	47	A	UCF		8	10	96	A	Wofford		8	13			
2	A	Florida		2	10	47	A	UCF		0	2	96	A	Wofford		4	10			
												96	A	Wofford		6	12			
												108	A	Charlotte		1	10			
												108	A	Charlotte		2	9			
												108	A	Charlotte		3	14			
												108	A	Charlotte		5	12			
												139	A	Gardner-Webb		1	4			
												139	A	Gardner-Webb		4	15			
												139	A	Gardner-Webb		5	14			
												139	A	Gardner-Webb		1	6			
												144	A	Fordham		7	8			
												144	A	Fordham		5	3			
												149	H	Marist		5	8			
												149	H	Marist		3	2			
												149	H	Marist		3	2			
												172	H	Manhattan		3	8			
												172	H	Manhattan		4	0			
												172	H	Manhattan		1	3			
												192	A	Quinnipiac		4	12			
												192	A	Quinnipiac		12	4			
												192	A	Quinnipiac		2	5			
												221	A	Fairfield		2	4			
												221	A	Fairfield		5	0			
												221	A	Fairfield		6	0			
												267	A	Massachusetts		5	1			
												270	A	Central Conn. St.		4	7			
												278	A	Iona		2	4			
												278	A	Iona		15	2			
												278	A	Iona		3	2			
LAST 10 GAMES																				
						221	A	Fairfield		6	0	192	A	Quinnipiac		12	4			
						221	A	Fairfield		2	4	192	A	Quinnipiac		2	5			
						221	A	Fairfield		5	0	192	A	Quinnipiac		4	12			
						267	A	Massachusetts		5	1	144	A	Fordham		5	3			
						270	A	Central Conn. St.		4	7	144	A	Fordham		7	8			

Non-Div. I Games:

Si ena

Average RPI Win: 162		WON-LOST RECORD		WINNING PCT. RANK		LAST 10 GAMES		STRENGTH OF SCHEDULE		OPP. STRENGTH OF SCHEDULE		TEAM RPI		ADJ RPI		CONF. RPI		ADJ CONF. RPI	
DIV. I ONLY		8-25-0		.24242 284		1-9-0		39		199		209		.4691 209		9		9	
DIV. I NON-CONF.		7-11-0		.38889 207		1-1-0		124		245		188		.48295 188		8		8	
TOTALS		RPI 1-25		RPI 26-50		W-L RECORDS		RPI 51-100		RPI 101-150		RPI 150+							
8-25-0		0-0-0		0-8-0		OVERALL		0-6-0		4-2-0		4-9-0							
3-8-0		0-0-0		0-3-0		HOME		0-3-0		0-0-0		3-2-0							
5-10-0		0-0-0		0-0-0		AWAY		0-3-0		4-2-0		1-5-0							
0-7-0		0-0-0		0-5-0		NEUTRAL		0-0-0		0-0-0		0-2-0							
7-11-0		0-0-0		0-2-0		NON-CONFERENCE		0-0-0		3-0-0		4-9-0							
3-2-0		0-0-0		0-0-0		HOME		0-0-0		0-0-0		3-2-0							
4-5-0		0-0-0		0-0-		AWAY		0-0-0		3-0-0		1-5-0							
0-4-0		0-0-0		0-2-0		NEUTRAL		0-0-0		0-0-0		0-2-0							
1-14-0		0-0-0		0-6-0		CONFERENCE		0-6-0		1-2-0		0-0-0							
0-6-0		0-0-0		0-3-0		HOME		0-3-0		0-0-0		0-0-0							
1-5-0		0-0-0		0-0-0		AWAY		0-3-0		1-2-0		0-0-0							
0-3-0		0-0-0		0-3-0		NEUTRAL		0-0-0		0-0-0		0-0-0							
RPI	S	Opponent	Score	RPI	S	Opponent	Score	RPI	S	Opponent	Score	RPI	S	Opponent	Score				
				32	N	West Virginia	2 3	54	A	Michigan	7 8	126	A	Elon	2 1				
				39	H	Ohio St.	0 1	54	A	Michigan	5 19	126	A	Elon	8 6				
				39	H	Ohio St.	8 19	54	A	Michigan	2 14	126	A	Elon	3 2				
				39	H	Ohio St.	1 5	77	H	Purdue	3 6	140	A	Rutgers	9 3				
				40	N	Minnesota	2 17	77	H	Purdue	2 3	140	A	Rutgers	0 1				
				40	N	Minnesota	6 7	77	H	Purdue	0 9	140	A	Rutgers	1 4				
				40	N	Minnesota	2 8					158	A	Grand Canyon	7 8				
				48	N	St. John's (NY)	4 18					158	A	Grand Canyon	7 8				
												158	A	Grand Canyon	1 8				
												165	A	UC Santa Barbara	0 4				
												165	A	UC Santa Barbara	4 10				
												165	A	UC Santa Barbara	8 7				
												167	H	NJIT	4 3				
												167	H	NJIT	5 3				
												167	H	NJIT	6 8				
												178	N	Monmouth	8 9				
												229	N	UMBC	1 2				
												243	H	Cornell	6 10				
												280	H	Mt. St. Mary's	7 2				
LAST 10 GAMES																			
				54	A	Michigan	2 14	39	H	Ohio St.	8 19								
				54	A	Michigan	7 8	39	H	Ohio St.	0 1								
				54	A	Michigan	5 19	32	N	West Virginia	2 3								
				280	H	Mt. St. Mary's	7 2	40	N	Minnesota	2 8								
				39	H	Ohio St.	1 5	40	N	Minnesota	2 17								

Non-Div. I Games:

Penn St.

Average RPI Win: 157		WON-LOST	WINNING	LAST 10	STRENGTH OF		OPP. STRENGTH	TEAM	ADJ	CONF.	ADJ CONF.
Average RPI Loss: 88		RECORD	PCT. RANK	GAMES	SCHEDULE		OF SCHEDULE	RPI	RPI	RPI	RPI
DIV. I ONLY		12-24-0	.33333	248	1-9-0		135	60	210	.46887	210
DIV. I NON-CONF.		8-10-0	.44444	179	0-3-0		211	95	194	.48075	194
TOTALS		RPI 1-25	RPI 26-50		W-L RECORDS		RPI 51-100		RPI 101-150		RPI 150+
12-24-0		0-4-0	0-5-0		OVERALL		3-6-0		3-4-0		6-5-0
7-10-0		0-3-0	0-3-0		HOME		2-1-0		2-2-0		3-1-0
5-14-0		0-1-0	0-2-0		AWAY		1-5-0		1-2-0		3-4-0
0-0-0		0-0-0	0-0-0		NEUTRAL		0-0-0		0-0-0		0-0-0
8-10-0		0-1-0	0-2-0		NON-CONFERENCE		1-2-0		2-2-0		5-3-0
5-3-0		0-0-0	0-0-0		HOME		0-0-0		2-2-0		3-1-0
3-7-0		0-1-0	0-0-		AWAY		1-2-0		0-0-0		2-2-0
0-0-0		0-0-0	0-0-0		NEUTRAL		0-0-0		0-0-0		0-0-0
4-14-0		0-3-0	0-3-0		CONFERENCE		2-4-0		1-2-0		1-2-0
2-7-0		0-3-0	0-3-0		HOME		2-1-0		0-0-0		0-0-0
2-7-0		0-0-0	0-0-0		AWAY		0-3-0		1-2-0		1-2-0
0-0-0		0-0-0	0-0-0		NEUTRAL		0-0-0		0-0-0		0-0-0
RPI S	Opponent	Score	RPI S	Opponent	Score	RPI S	Opponent	Score	RPI S	Opponent	Score
5 A	Ole Miss	3 10	31 A	Missouri	9 14	65 A	Missouri St.	4 12	106 H	Illinois St.	1 0
24 H	Coastal Caro.	3 8	31 A	Missouri	1 11	65 A	Missouri St.	4 1	106 H	Illinois St.	4 11
24 H	Coastal Caro.	1 3	37 H	Troy	10 13	65 A	Missouri St.	4 5	106 H	Illinois St.	3 18
24 H	Coastal Caro.	14 26	37 H	Troy	9 12	68 H	Louisiana	8 7	117 A	UT Arlington	2 4
			37 H	Troy	3 4	68 H	Louisiana	14 2	117 A	UT Arlington	2 11
						68 H	Louisiana	1 6	117 A	UT Arlington	6 4
						75 A	Georgia St.	3 12	127 H	Southern Ill.	9 8
						75 A	Georgia St.	7 16	185 A	New Orleans	12 3
						75 A	Georgia St.	2 3	185 A	New Orleans	6 3
									185 A	New Orleans	1 2
									195 A	La. -Monroe	0 2
									195 A	La. -Monroe	31 7
									195 A	La. -Monroe	0 4
									212 A	Memphis	1 4
									212 H	Memphis	3 6
									231 H	Southeast Mo. St.	7 6
									253 H	UT Martin	13 5
									285 H	Mississippi Val.	9 0
			LAST 10 GAMES								
			37 H	Troy	9 12	117 A	UT Arlington	2 4			
			37 H	Troy	10 13	117 A	UT Arlington	6 4			
			37 H	Troy	3 4	212 H	Memphis	3 6			
			5 A	Ole Miss	3 10	212 A	Memphis	1 4			
			117 A	UT Arlington	2 11	75 A	Georgia St.	2 3			

Non-Div. I Games:

Arkansas St.

Average RPI Win:		185	WON-LOST RECORD		WINNING PCT. RANK		LAST 10 GAMES		STRENGTH OF SCHEDULE		OPP. STRENGTH OF SCHEDULE		TEAM RPI		ADJ RPI		CONF. RPI		ADJ CONF. RPI	
DIV. I ONLY			11-25-0		.30556 263		4-6-0		129		221		211		.4677 211		21		20	
DIV. I NON-CONF.			5-19-0		.20833 273		1-2-0		102		214		234		.45934 233		17		17	
TOTALS		RPI 1-25		RPI 26-50		W-L RECORDS		RPI 51-100		RPI 101-150		RPI 150+								
11-25-0		0-4-0		0-0-0		OVERALL		1-2-0		0-4-0		10-15-0								
4-2-0		0-0-0		0-0-0		HOME		0-0-0		0-0-0		4-2-0								
5-20-0		0-3-0		0-0-0		AWAY		1-2-0		0-3-0		4-10-0								
2-3-0		0-0-0		0-0-0		NEUTRAL		0-0-0		0-0-0		2-3-0								
5-19-0		0-4-0		0-0-0		NON-CONFERENCE		1-2-0		0-4-0		4-9-0								
0-0-0		0-0-0		0-0-0		HOME		0-0-0		0-0-0		0-0-0								
3-16-0		0-4-0		0-0-		AWAY		1-2-0		0-4-0		2-6-0								
2-3-0		0-0-0		0-0-0		NEUTRAL		0-0-0		0-0-0		2-3-0								
6-6-0		0-0-0		0-0-0		CONFERENCE		0-0-0		0-0-0		6-6-0								
4-2-0		0-0-0		0-0-0		HOME		0-0-0		0-0-0		4-2-0								
2-4-0		0-0-0		0-0-0		AWAY		0-0-0		0-0-0		2-4-0								
0-0-0		0-0-0		0-0-0		NEUTRAL		0-0-0		0-0-0		0-0-0								
RPI	S	Opponent		Score		RPI	S	Opponent		Score		RPI	S	Opponent		Score				
3	A	Texas Tech		2	4							120	A	New Mexico St.		5	8			
3	A	Texas Tech		6	21							120	A	New Mexico St.		5	6			
3	A	Texas Tech		1	12							120	A	New Mexico St.		6	10			
3	A	Texas Tech		5	12							120	A	New Mexico St.		7	14			
												157	A	UMass Lowell		8	9			
												157	A	UMass Lowell		9	4			
												157	A	UMass Lowell		0	1			
												177	H	Albany (NY)		4	1			
												177	H	Albany (NY)		17	1			
												177	H	Albany (NY)		10	2			
												178	A	Monmouth		3	7			
												178	A	Monmouth		15	10			
												191	A	Hartford		3	5			
												191	A	Hartford		0	1			
												191	A	Hartford		6	1			
												197	A	Incarnate Word		0	2			
												197	A	Incarnate Word		8	9			
												201	H	Stony Brook		1	4			
												201	H	Stony Brook		2	5			
												201	H	Stony Brook		4	2			
												222	A	UTRGV		3	7			
												222	A	UTRGV		7	5			
												222	A	UTRGV		3	4			
												222	A	UTRGV		1	12			
												247	N	Ohio		5	1			
												247	N	Ohio		5	7			
												247	N	Ohio		2	6			
												247	N	Ohio		2	1			
												250	N	Sacred Heart		8	9			
LAST 10 GAMES						LAST 10 GAMES						LAST 10 GAMES								
						157	A	UMass Lowell		8	9	178	A	Monmouth		15	10			
						157	A	UMass Lowell		9	4	201	H	Stony Brook		2	5			
						157	A	UMass Lowell		0	1	201	H	Stony Brook		1	4			
						178	A	Monmouth		3	7	201	H	Stony Brook		4	2			
						250	N	Sacred Heart		8	9	177	H	Albany (NY)		17	1			

Non-Div. I Games:

Maine

Average RPI Win: 154		WON-LOST RECORD		WINNING PCT. RANK		LAST 10 GAMES		STRENGTH OF SCHEDULE		OPP. STRENGTH OF SCHEDULE		TEAM RPI		ADJ RPI		CONF. RPI		ADJ CONF. RPI	
DIV. I ONLY		13-28-0		.31707 256		4-6-0		81		76		212		.46769 212		4		4	
DIV. I NON-CONF.		12-17-0		.41379 192		4-2-0		154		63		213		.47283 212		4		4	
TOTALS		RPI 1-25		RPI 26-50		W-L RECORDS		RPI 51-100		RPI 101-150		RPI 150+							
13-28-0		0-7-0		3-4-0		OVERALL		1-7-0		1-2-0		8-8-0							
9-15-0		0-5-0		3-4-0		HOME		1-2-0		0-0-0		5-4-0							
3-12-0		0-2-0		0-0-0		AWAY		0-4-0		1-2-0		2-4-0							
1-1-0		0-0-0		0-0-0		NEUTRAL		0-1-0		0-0-0		1-0-0							
12-17-0		0-4-0		2-2-0		NON-CONFERENCE		1-4-0		1-2-0		8-5-0							
8-10-0		0-2-0		2-2-0		HOME		1-2-0		0-0-0		5-4-0							
3-6-0		0-2-0		0-0-		AWAY		0-1-0		1-2-0		2-1-0							
1-1-0		0-0-0		0-0-0		NEUTRAL		0-1-0		0-0-0		1-0-0							
1-11-0		0-3-0		1-2-0		CONFERENCE		0-3-0		0-0-0		0-3-0							
1-5-0		0-3-0		1-2-0		HOME		0-0-0		0-0-0		0-0-0							
0-6-0		0-0-0		0-0-0		AWAY		0-3-0		0-0-0		0-3-0							
0-0-0		0-0-0		0-0-0		NEUTRAL		0-0-0		0-0-0		0-0-0							
RPI	S	Opponent	Score		RPI	S	Opponent	Score		RPI	S	Opponent	Score		RPI	S	Opponent	Score	
5	A	Ole Miss	6	8	46	H	Mississippi St.	6	1	55	H	Little Rock	4	5	134	A	North Florida	7	5
5	H	Ole Miss	0	12	47	H	UCF	1	7	55	H	Little Rock	1	4	134	A	North Florida	5	7
8	H	Arkansas	7	8	47	H	UCF	9	0	55	H	Little Rock	10	6	134	A	North Florida	1	4
10	H	East Carolina	2	4	47	H	UCF	3	9	71	A	Tennessee	1	2	152	A	Cincinnati	2	7
10	H	East Carolina	1	5	50	H	Baylor	0	7	82	A	Houston	3	9	152	A	Cincinnati	7	8
10	H	East Carolina	2	4	50	H	Baylor	7	2	82	A	Houston	0	3	152	A	Cincinnati	2	10
12	A	Auburn	4	5	50	H	Baylor	8	12	82	A	Houston	0	2	181	A	Middle Tenn.	6	7
										99	N	ETSU	2	8	181	A	Middle Tenn.	6	5
															181	N	Middle Tenn.	6	4
															184	H	Western Ky.	7	1
															184	H	Western Ky.	4	0
															184	H	Western Ky.	1	3
															210	A	Arkansas St.	6	3
															210	H	Arkansas St.	4	1
															227	H	Eastern Ill.	2	6
															227	H	Eastern Ill.	9	10
															227	H	Eastern Ill.	1	3
															231	H	Southeast Mo. St.	3	2
															285	H	Mississippi Val.	14	0
LAST 10 GAMES																			

Non-Div. I Games:

Memphis

Average RPI Win: 180		WON-LOST RECORD		WINNING PCT. RANK		LAST 10 GAMES		STRENGTH OF SCHEDULE		OPP. STRENGTH OF SCHEDULE		TEAM RPI		ADJ RPI		CONF. RPI		ADJ CONF. RPI	
DIV. I ONLY		15-26-0		.36585 236		3-7-0		120		141		213		.46764 213		13		13	
DIV. I NON-CONF.		12-14-0		.46154 168		2-0-0		133		196		192		.4822 192		15		15	
TOTALS		RPI 1-25		RPI 26-50		W-L RECORDS		RPI 51-100		RPI 101-150		RPI 150+							
15-26-0		0-6-0		0-0-0		OVERALL		2-5-0		6-10-0		7-5-0							
12-11-0		0-0-0		0-0-0		HOME		2-1-0		4-5-0		6-5-0							
3-15-0		0-6-0		0-0-0		AWAY		0-4-0		2-5-0		1-0-0							
0-0-0		0-0-0		0-0-0		NEUTRAL		0-0-0		0-0-0		0-0-0							
12-14-0		0-3-0		0-0-0		NON-CONFERENCE		2-2-0		5-5-0		5-4-0							
9-8-0		0-0-0		0-0-0		HOME		2-1-0		3-3-0		4-4-0							
3-6-0		0-3-0		0-0-		AWAY		0-1-0		2-2-0		1-0-0							
0-0-0		0-0-0		0-0-0		NEUTRAL		0-0-0		0-0-0		0-0-0							
3-12-0		0-3-0		0-0-0		CONFERENCE		0-3-0		1-5-0		2-1-0							
3-3-0		0-0-0		0-0-0		HOME		0-0-0		1-2-0		2-1-0							
0-9-0		0-3-0		0-0-0		AWAY		0-3-0		0-3-0		0-0-0							
0-0-0		0-0-0		0-0-0		NEUTRAL		0-0-0		0-0-0		0-0-0							
RPI	S	Opponent		Score		RPI	S	Opponent		Score		RPI	S	Opponent		Score			
17	A	Clemson		4	5			61 A Col. of Charleston		7	8	101	H	UNCW		2	3		
17	A	Clemson		6	7			61 A Col. of Charleston		1	5	101	H	UNCW		7	3		
17	A	Clemson		1	2			61 A Col. of Charleston		2	7	101	H	UNCW		2	7		
19	A	Northeastern		0	4			74 A Virginia		3	4	114	H	George Washington		5	9		
19	A	Northeastern		3	4			99 H ETSU		2	3	124	A	Maryland		6	3		
19	A	Northeastern		1	2			99 H ETSU		1	0	124	H	Maryland		10	4		
								99 H ETSU		3	2	128	H	High Point		4	3		
												128	H	High Point		13	2		
												128	H	High Point		3	17		
												131	A	James Madison		3	4		
												131	A	James Madison		4	5		
												131	A	James Madison		3	15		
												137	A	Campbell		0	12		
												137	A	Campbell		4	2		
												137	A	Campbell		3	4		
												146	H	VCU		3	4		
												192	H	Quinnipiac		1	6		
												192	H	Quinnipiac		2	11		
												192	H	Quinnipiac		3	10		
												217	H	Lehigh		12	2		
												220	H	Radford		3	2		
												220	H	Radford		1	2		
												249	A	Old Dominion		5	2		
												249	H	Old Dominion		4	3		
												262	H	Towson		1	6		
												262	H	Towson		8	7		
												262	H	Towson		5	4		
												295	H	Norfolk St.		10	4		
LAST 10 GAMES																			
				19	A	Northeastern	1	2	131	A	James Madison	4	5						
				19	A	Northeastern	3	4	131	A	James Madison	3	15						
				19	A	Northeastern	0	4	249	H	Old Dominion	4	3						
				295	H	Norfolk St.	10	4	262	H	Towson	1	6						
				131	A	James Madison	3	4	262	H	Towson	5	4						

Non-Div. I Games:

William & Mary

Average RPI Win: 171		WON-LOST RECORD		WINNING PCT. RANK		LAST 10 GAMES		STRENGTH OF SCHEDULE		OPP. STRENGTH OF SCHEDULE		TEAM RPI		ADJ RPI		CONF. RPI		ADJ CONF. RPI	
DIV. I ONLY		10-22-1		.31818 255		2-7-1		136		247		214		.46663 214		21		20	
DIV. I NON-CONF.		4-13-1		.25 254		0-2-1		45		260		185		.48327 185		17		17	
TOTALS		RPI 1-25		RPI 26-50		W-L RECORDS		RPI 51-100		RPI 101-150		RPI 150+							
10-22-1		0-0-0		0-2-0		OVERALL		1-2-0		1-7-0		8-11-1							
4-4-0		0-0-0		0-2-0		HOME		0-0-0		0-0-0		4-2-0							
6-18-1		0-0-0		0-0-0		AWAY		1-2-0		1-7-0		4-7-1							
0-0-0		0-0-0		0-0-0		NEUTRAL		0-0-0		0-0-0		0-0-0							
4-13-1		0-0-0		0-2-0		NON-CONFERENCE		1-2-0		1-7-0		2-2-1							
0-2-0		0-0-0		0-2-0		HOME		0-0-0		0-0-0		0-0-0							
4-11-1		0-0-0		0-0-		AWAY		1-2-0		1-7-0		2-2-1							
0-0-0		0-0-0		0-0-0		NEUTRAL		0-0-0		0-0-0		0-0-0							
6-9-0		0-0-0		0-0-0		CONFERENCE		0-0-0		0-0-0		6-9-0							
4-2-0		0-0-0		0-0-0		HOME		0-0-0		0-0-0		4-2-0							
2-7-0		0-0-0		0-0-0		AWAY		0-0-0		0-0-0		2-7-0							
0-0-0		0-0-0		0-0-0		NEUTRAL		0-0-0		0-0-0		0-0-0							
RPI	S	Opponent	Score		RPI	S	Opponent	Score		RPI	S	Opponent	Score						
			48	H	St. John's (NY)	2	8	92	A	Liberty	4	2	146	A	VCU	1	3		
			48	H	St. John's (NY)	0	4	92	A	Liberty	2	3	146	A	VCU	3	18		
								92	A	Liberty	6	10	146	A	VCU	1	2		
													148	A	Northwestern St.	2	3		
													148	A	Northwestern St.	1	9		
													148	A	Northwestern St.	10	3		
													149	A	Marist	1	2		
													149	A	Marist	2	6		
													157	H	UMass Lowell	10	2		
													157	H	UMass Lowell	5	1		
													157	H	UMass Lowell	3	0		
													171	A	Richmond	2	3		
													171	A	Richmond	5	4		
													171	A	Richmond	4	6		
													177	H	Albany (NY)	2	3		
													177	H	Albany (NY)	4	6		
													177	H	Albany (NY)	2	0		
													191	A	Hartford	2	3		
													191	A	Hartford	3	6		
													191	A	Hartford	4	5		
													201	A	Stony Brook	8	6		
													201	A	Stony Brook	12	15		
													201	A	Stony Brook	5	7		
													216	A	Bucknell	9	6		
													229	A	UMBC	1	6		
													229	A	UMBC	5	3		
													229	A	UMBC	6	8		
													243	A	Cornell	5	5		
LAST 10 GAMES																			
			177	H	Albany (NY)	4	6	191	A	Hartford	2	3							
			177	H	Albany (NY)	2	3	191	A	Hartford	3	6							
			177	H	Albany (NY)	2	0	191	A	Hartford	4	5							
			149	A	Marist	1	2	243	A	Cornell	5	5							
			149	A	Marist	2	6	157	H	UMass Lowell	10	2							

Non-Div. I Games:

Binghamton

Average RPI Win: 197		WON-LOST RECORD		WINNING PCT. RANK		LAST 10 GAMES		STRENGTH OF SCHEDULE		OPP. STRENGTH OF SCHEDULE		TEAM RPI		ADJ RPI		CONF. RPI		ADJ CONF. RPI	
DIV. I ONLY		15-23-0		.39474	213	5-5-0		174		211		215		.46448	215	20		21	
DIV. I NON-CONF.		10-16-0		.38462	212	1-1-0		201		169		231		.46111	231	24		24	
TOTALS		RPI 1-25		RPI 26-50		W-L RECORDS		RPI 51-100		RPI 101-150		RPI 150+							
15-23-0		0-0-0		0-0-0		OVERALL		1-8-0		2-5-0		12-10-0							
8-10-0		0-0-0		0-0-0		HOME		1-0-0		2-4-0		5-6-0							
7-13-0		0-0-0		0-0-0		AWAY		0-8-0		0-1-0		7-4-0							
0-0-0		0-0-0		0-0-0		NEUTRAL		0-0-0		0-0-0		0-0-0							
10-16-0		0-0-0		0-0-0		NON-CONFERENCE		1-8-0		2-2-0		7-6-0							
7-5-0		0-0-0		0-0-0		HOME		1-0-0		2-1-0		4-4-0							
3-11-0		0-0-0		0-0-		AWAY		0-8-0		0-1-0		3-2-0							
0-0-0		0-0-0		0-0-0		NEUTRAL		0-0-0		0-0-0		0-0-0							
5-7-0		0-0-0		0-0-0		CONFERENCE		0-0-0		0-3-0		5-4-0							
1-5-0		0-0-0		0-0-0		HOME		0-0-0		0-3-0		1-2-0							
4-2-0		0-0-0		0-0-0		AWAY		0-0-0		0-0-0		4-2-0							
0-0-0		0-0-0		0-0-0		NEUTRAL		0-0-0		0-0-0		0-0-0							
RPI	S	Opponent		Score		RPI	S	Opponent		Score		RPI	S	Opponent		Score			
								51	H	UNLV	4	0	109	H	Hawai i	4	3		
								59	A	San Diego St.	4	5	120	H	New Mexico St.	3	9		
								61	A	Col. of Charleston	1	13	120	H	New Mexico St.	3	9		
								61	A	Col. of Charleston	3	7	120	H	New Mexico St.	2	5		
								61	A	Col. of Charleston	1	10	130	H	Saint Mary's (CA)	3	2		
								98	A	Cal i forn i a	3	5	150	A	CSUN	7	13		
								98	A	Cal i forn i a	2	23	150	H	CSUN	1	8		
								98	A	Cal i forn i a	2	13	173	H	Sacramento St.	7	6		
								98	A	Cal i forn i a	6	17	173	H	Sacramento St.	6	8		
												173	H	Sacramento St.	1	3			
												180	A	Cal Poly	0	6			
												180	H	Cal Poly	8	11			
												190	A	Portland	5	1			
												190	A	Portland	7	3			
												190	A	Portland	10	8			
												190	A	Portland	0	5			
												199	H	UC Davis	14	7			
												199	H	UC Davis	1	8			
												199	H	UC Davis	1	15			
												222	A	UTRGV	0	5			
												222	A	UTRGV	8	5			
												222	A	UTRGV	5	6			
												240	A	Utah Valley	6	2			
												240	A	Utah Valley	7	6			
												240	A	Utah Valley	7	3			
												260	H	Dartmouth	9	4			
												260	H	Dartmouth	9	11			
												260	H	Dartmouth	4	1			
												260	H	Dartmouth	7	5			
				LAST 10 GAMES															
				173	H	Sacramento St.	6	8	240	A	Utah Valley	7	6						
				173	H	Sacramento St.	1	3	240	A	Utah Valley	6	2						
				173	H	Sacramento St.	7	6	180	H	Cal Poly	8	11						
				109	H	Hawai i	4	3	120	H	New Mexico St.	2	5						
				240	A	Utah Valley	7	3	120	H	New Mexico St.	3	9						

Non-Div. I Games:

CSU Bakersfield

Average RPI Win:		183	WON-LOST RECORD		WINNING PCT. RANK		LAST 10 GAMES		STRENGTH OF SCHEDULE		OPP. STRENGTH OF SCHEDULE		TEAM RPI		ADJ RPI		CONF. RPI		ADJ CONF. RPI	
DIV. I ONLY			14-23-0		.37838 225		7-3-0		149		205		216		.46431 216		18		18	
DIV. I NON-CONF.			3-14-0		.17647 279		0-1-0		236		193		281		.40672 280		20		20	
TOTALS		RPI 1-25		RPI 26-50		W-L RECORDS		RPI 51-100		RPI 101-150		RPI 150+								
14-23-0		0-6-0		0-0-0		OVERALL		2-3-0		4-5-0		8-9-0								
7-10-0		0-0-0		0-0-0		HOME		0-2-0		2-4-0		5-4-0								
6-9-0		0-6-0		0-0-0		AWAY		2-1-0		2-1-0		2-1-0								
1-4-0		0-0-0		0-0-0		NEUTRAL		0-0-0		0-0-0		1-4-0								
3-14-0		0-6-0		0-0-0		NON-CONFERENCE		0-0-0		0-0-0		3-8-0								
0-3-0		0-0-0		0-0-0		HOME		0-0-0		0-0-0		0-3-0								
2-7-0		0-6-0		0-0-		AWAY		0-0-0		0-0-0		2-1-0								
1-4-0		0-0-0		0-0-0		NEUTRAL		0-0-0		0-0-0		1-4-0								
11-9-0		0-0-0		0-0-0		CONFERENCE		2-3-0		4-5-0		5-1-0								
7-7-0		0-0-0		0-0-0		HOME		0-2-0		2-4-0		5-1-0								
4-2-0		0-0-0		0-0-0		AWAY		2-1-0		2-1-0		0-0-0								
0-0-0		0-0-0		0-0-0		NEUTRAL		0-0-0		0-0-0		0-0-0								
RPI	S	Opponent		Score		RPI	S	Opponent		Score		RPI	S	Opponent		Score				
8	A	Arkansas		2	14							116	A	Holy Cross		2	1			
8	A	Arkansas		4	32							116	A	Holy Cross		6	0			
8	A	Arkansas		1	3							116	H	Holy Cross		5	0			
22	A	Duke		0	7							116	H	Holy Cross		4	9			
22	A	Duke		4	6							125	A	Navy		4	6			
22	A	Duke		5	13							125	H	Navy		10	2			
												125	H	Navy		2	3			
												125	H	Navy		1	5			
												125	H	Navy		6	12			
												214	H	Binghamton		6	9			
												217	H	Lehigh		3	0			
												217	H	Lehigh		4	1			
												217	H	Lehigh		3	6			
												230	A	N. C. A&T		5	4			
												230	A	N. C. A&T		7	5			
												230	A	N. C. A&T		6	7			
												253	H	Lafayette		9	5			
												253	H	Lafayette		2	1			
												253	H	Lafayette		5	1			
												262	H	Towson		3	10			
												267	N	Massachusetts		9	10			
												267	N	Massachusetts		8	9			
												267	N	Massachusetts		11	12			
												282	H	Villanova		4	6			
												282	N	Villanova		4	6			
												282	N	Villanova		11	1			
						LAST 10 GAMES														
						217 H Lehigh 4 1						116 A Holy Cross 2 1								
						217 H Lehigh 3 0						262 H Towson 3 10								
						217 H Lehigh 3 6						253 H Lafayette 5 1								
						125 A Navy 4 6						253 H Lafayette 2 1								
						116 A Holy Cross 6 0						253 H Lafayette 9 5								

Non-Div. I Games:

Bucknel I

Average RPI Win:		221	WON-LOST RECORD		WINNING PCT. RANK		LAST 10 GAMES		STRENGTH OF SCHEDULE		OPP. STRENGTH OF SCHEDULE		TEAM RPI		ADJ RPI		CONF. RPI		ADJ CONF. RPI	
DIV. I ONLY			15-23-0		.39474 213		4-6-0		202		270		217		.46157 217		18		18	
DIV. I NON-CONF.			10-11-0		.47619 155		0-1-0		203		295		169		.49002 169		20		20	
TOTALS		RPI 1-25		RPI 26-50		W-L RECORDS		RPI 51-100		RPI 101-150		RPI 150+								
15-23-0		0-0-0		0-0-0		OVERALL		0-3-0		3-9-0		12-11-0								
2-7-0		0-0-0		0-0-0		HOME		0-3-0		0-3-0		2-1-0								
10-14-0		0-0-0		0-0-0		AWAY		0-0-0		3-4-0		7-10-0								
3-2-0		0-0-0		0-0-0		NEUTRAL		0-0-0		0-2-0		3-0-0								
10-11-0		0-0-0		0-0-0		NON-CONFERENCE		0-0-0		2-4-0		8-7-0								
1-1-0		0-0-0		0-0-0		HOME		0-0-0		0-0-0		1-1-0								
6-8-0		0-0-0		0-0-		AWAY		0-0-0		2-2-0		4-6-0								
3-2-0		0-0-0		0-0-0		NEUTRAL		0-0-0		0-2-0		3-0-0								
5-12-0		0-0-0		0-0-0		CONFERENCE		0-3-0		1-5-0		4-4-0								
1-6-0		0-0-0		0-0-0		HOME		0-3-0		0-3-0		1-0-0								
4-6-0		0-0-0		0-0-0		AWAY		0-0-0		1-2-0		3-4-0								
0-0-0		0-0-0		0-0-0		NEUTRAL		0-0-0		0-0-0		0-0-0								
RPI	S	Opponent	Score		RPI	S	Opponent	Score		RPI	S	Opponent	Score		RPI	S	Opponent	Score		
																	</			

Non-Div. I Games:

Lehigh

RPI	S	Opponent	Score
295	A	Norfol k St.	3 5

Lehi gh

L
e
h
i
g
h

L
e
h
i
g
h

Average RPI Win:	129	WON-LOST RECORD	WINNING PCT. RANK	LAST 10 GAMES	STRENGTH OF SCHEDULE	OPP. STRENGTH OF SCHEDULE	TEAM RPI	ADJ RPI	CONF. RPI	ADJ CONF. RPI	
DIV. I ONLY		9-28-0	.24324 282	2-7-0	62	162	218	.46114 218	5	5	
DIV. I NON-CONF.		5-17-0	.22727 265	1-0-0	143	258	267	.42872 267	5	5	
<hr/>											
TOTALS	RPI 1-25	RPI 26-50		W-L RECORDS	RPI 51-100		RPI 101-150		RPI 150+		
9-28-0	2-1-0	0-5-0		OVERALL	1-4-0		2-8-0		4-10-0		
6-6-0	2-1-0	0-3-0		HOME	0-1-0		1-0-0		3-1-0		
3-18-0	0-0-0	0-0-0		AWAY	1-3-0		1-6-0		1-9-0		
0-4-0	0-0-0	0-2-0		NEUTRAL	0-0-0		0-2-0		0-0-0		
5-17-0	0-0-0	0-2-0		NON-CONFERENCE	0-2-0		1-3-0		4-10-0		
4-2-0	0-0-0	0-0-0		HOME	0-1-0		1-0-0		3-1-0		
1-11-0	0-0-0	0-0-		AWAY	0-1-0		0-1-0		1-9-0		
0-4-0	0-0-0	0-2-0		NEUTRAL	0-0-0		0-2-0		0-0-0		
4-11-0	2-1-0	0-3-0		CONFERENCE	1-2-0		1-5-0		0-0-0		
2-4-0	2-1-0	0-3-0		HOME	0-0-0		0-0-0		0-0-0		
2-7-0	0-0-0	0-0-0		AWAY	1-2-0		1-5-0		0-0-0		
0-0-0	0-0-0	0-0-0		NEUTRAL	0-0-0		0-0-0		0-0-0		
RPI	S	Opponent	Score	RPI	S	Opponent	Score	RPI	S	Opponent	Score
4	H	Oregon St.	8 7	30	H	UCLA	3 16	51	A	UNLV	1 3
4	H	Oregon St.	11 8	30	H	UCLA	3 6	51	H	UNLV	0 3
4	H	Oregon St.	5 9	30	H	UCLA	4 12	98	A	Cal i forn i a	1 5
				39	N	Ohio St.	13 20	98	A	Cal i forn i a	12 10
				39	N	Ohio St.	2 7	98	A	Cal i forn i a	6 7
		</									

Non-Div. I Games:

Utah

Average RPI Win: 217		WON-LOST	WINNING	LAST 10	STRENGTH OF		OPP. STRENGTH	TEAM	ADJ	CONF.	ADJ CONF.
Average RPI Loss: 171		RECORD	PCT. RANK	GAMES	SCHEDULE		OF SCHEDULE	RPI	RPI	RPI	RPI
DIV. I ONLY		22-21-0	.51163	144	2-8-0		239	257	219	.46093	219
DIV. I NON-CONF.		13-9-0	.59091	94	1-2-0		161	236	134	.50924	134
TOTALS		RPI 1-25	RPI 26-50		W-L RECORDS		RPI 51-100		RPI 101-150		RPI 150+
22-21-0		0-2-0	0-0-0		OVERALL		2-1-0		1-5-0		19-13-0
16-9-0		0-1-0	0-0-0		HOME		2-1-0		1-1-0		13-6-0
6-12-0		0-1-0	0-0-0		AWAY		0-0-0		0-4-0		6-7-0
0-0-0		0-0-0	0-0-0		NEUTRAL		0-0-0		0-0-0		0-0-0
13-9-0		0-2-0	0-0-0		NON-CONFERENCE		2-1-0		1-5-0		10-1-0
10-4-0		0-1-0	0-0-0		HOME		2-1-0		1-1-0		7-1-0
3-5-0		0-1-0	0-0-		AWAY		0-0-0		0-4-0		3-0-0
0-0-0		0-0-0	0-0-0		NEUTRAL		0-0-0		0-0-0		0-0-0
9-12-0		0-0-0	0-0-0		CONFERENCE		0-0-0		0-0-0		9-12-0
6-5-0		0-0-0	0-0-0		HOME		0-0-0		0-0-0		6-5-0
3-7-0		0-0-0	0-0-0		AWAY		0-0-0		0-0-0		3-7-0
0-0-0		0-0-0	0-0-0		NEUTRAL		0-0-0		0-0-0		0-0-0
RPI S	Opponent	Score		RPI S	Opponent	Score		RPI S	Opponent	Score	
22 A	Duke	2	8					70 H	Wagner	6	7
22 H	Duke	3	5					70 H	Wagner	10	4
								70 H	Wagner	12	3
								114 A	George Washington	4	10
								114 A	George Washington	0	1
								114 A	George Washington	7	19
								128 H	High Point	8	7
								135 A	Davison	2	10
								137 H	Campbell	1	3
								156 A	Bethune-Cookman	0	5
								156 A	Bethune-Cookman	0	6
								156 A	Bethune-Cookman	7	9
								156 H	Bethune-Cookman	5	2
								156 H	Bethune-Cookman	4	5
								156 H	Bethune-Cookman	7	4
								167 H	NJIT	13	5
								167 H	NJIT	11	2
								167 H	NJIT	4	3
								196 A	Appalachian St.	7	6
								196 H	Appalachian St.	0	6
								230 A	N. C. A&T	8	6
								230 A	N. C. A&T	6	3
								230 A	N. C. A&T	3	5
								230 H	N. C. A&T	3	4
								230 H	N. C. A&T	2	1
								230 H	N. C. A&T	5	7
								258 A	Florida A&M	0	3
								258 A	Florida A&M	3	11
								258 A	Florida A&M	2	4
								261 A	Presbyterian	14	7
								261 H	Presbyterian	7	2
								276 A	Longwood	12	4
								278 H	Iona	6	5
								278 H	Iona	21	8
								278 H	Iona	12	2
								292 H	Savannah St.	1	6
								292 H	Savannah St.	10	2
LAST 10 GAMES				LAST 10 GAMES				LAST 10 GAMES			
156 A	Bethune-Cookman	7	9	230 H	N. C. A&T	3	4	230 H	N. C. A&T	5	7
156 A	Bethune-Cookman	0	6	230 H	N. C. A&T	5	7	295 H	Norfolk St.	3	4
156 A	Bethune-Cookman	0	5	137 H	Campbell	1	3	114 A	George Washington	7	19
196 A	Appalachian St.	7	6								
230 H	N. C. A&T	2	1								

Non-Div. I Games:

N. C. Central

RPI	S	Opponent	Score	
292	H	Savannah St.	3	1
295	A	Norfol k St.	20	7
295	H	Norfol k St.	3	4
296	H	UMES	18	5

N. C. Central

Average RPI Win: 207		WON-LOST	WINNING	LAST 10	STRENGTH OF		OPP. STRENGTH	TEAM	ADJ		CONF.	ADJ CONF.
Average RPI Loss: 154		RECORD	PCT. RANK	GAMES	SCHEDULE		OF SCHEDULE	RPI	RPI		RPI	RPI
DIV. I ONLY		17-22-0	.4359	190	6-4-0		253	144	220		24	24
DIV. I NON-CONF.		9-12-0	.42857	187	1-1-0		221	87	187		22	22
TOTALS		RPI 1-25	RPI 26-50		W-L RECORDS		RPI 51-100		RPI 101-150		RPI 150+	
17-22-0		0-1-0	0-0-0		OVERALL		1-4-0		4-9-0		12-8-0	
7-8-0		0-0-0	0-0-0		HOME		0-1-0		1-3-0		6-4-0	
10-12-0		0-1-0	0-0-0		AWAY		1-3-0		3-5-0		6-3-0	
0-2-0		0-0-0	0-0-0		NEUTRAL		0-0-0		0-1-0		0-1-0	
9-12-0		0-1-0	0-0-0		NON-CONFERENCE		1-4-0		3-4-0		5-3-0	
4-2-0		0-0-0	0-0-0		HOME		0-1-0		1-0-0		3-1-0	
5-8-0		0-1-0	0-0-		AWAY		1-3-0		2-3-0		2-1-0	
0-2-0		0-0-0	0-0-0		NEUTRAL		0-0-0		0-1-0		0-1-0	
8-10-0		0-0-0	0-0-0		CONFERENCE		0-0-0		1-5-0		7-5-0	
3-6-0		0-0-0	0-0-0		HOME		0-0-0		0-3-0		3-3-0	
5-4-0		0-0-0	0-0-0		AWAY		0-0-0		1-2-0		4-2-0	
0-0-0		0-0-0	0-0-0		NEUTRAL		0-0-0		0-0-0		0-0-0	
RPI S	Opponent	Score	RPI S	Opponent	Score	RPI S	Opponent	Score	RPI S	Opponent	Score	
24 A	Coastal Caro.	7 13				74 A	Virginia	4 12	124 N	Maryland	4 11	
						85 A	Jacksonville St.	9 5	126 A	Elon	1 2	
						85 A	Jacksonville St.	2 4	128 A	High Point	3 7	
						85 A	Jacksonville St.	0 5	128 A	High Point	18 6	
						99 H	ETSU	8 9	128 A	High Point	6 15	
									134 A	North Florida	2 7	
									134 A	North Florida	14 8	
									134 A	North Florida	12 6	
									139 H	Gardner-Webb	4 8	
									139 H	Gardner-Webb	10 20	
									139 H	Gardner-Webb	4 5	
									142 A	Virginia Tech	2 3	
									142 H	Virginia Tech	12 11	
									169 A	VMI	8 6	
									182 N	Ball St.	0 7	
									193 A	Winthrop	9 5	
									193 A	Winthrop	4 1	
									193 A	Winthrop	3 6	
									196 H	Appalachian St.	1 5	
									213 A	William & Mary	2 1	
									213 A	William & Mary	2 3	
									248 H	UNC Asheville	12 5	
									248 H	UNC Asheville	2 8	
									248 H	UNC Asheville	4 5	
									255 H	Charleston So.	3 1	
									255 H	Charleston So.	1 3	
									255 H	Charleston So.	12 6	
									274 H	Youngstown St.	4 3	
									274 H	Youngstown St.	6 4	
									274 H	Youngstown St.	4 3	
									276 A	Longwood	18 4	
									276 A	Longwood	3 4	
									276 A	Longwood	5 4	
			LAST 10 GAMES									
			255 H	Charleston So.	3 1	193 A	Winthrop	4 3				
			255 H	Charleston So.	1 3	193 A	Winthrop	3 6				
			255 H	Charleston So.	12 6	74 A	Virginia	4 12				
			142 H	Virginia Tech	12 11	276 A	Longwood	5 4				
			193 A	Winthrop	9 5	276 A	Longwood	3 4				

Non-Div. I Games:

Radford

Average RPI Win:		212	WON-LOST RECORD		WINNING PCT. RANK		LAST 10 GAMES		STRENGTH OF SCHEDULE		OPP. STRENGTH OF SCHEDULE		TEAM RPI		ADJ RPI		CONF. RPI		ADJ CONF. RPI		
DIV. I ONLY			15-21-0		.41667	205	5-5-0		240		231		221		.46075		221	28		28	
DIV. I NON-CONF.			8-13-0		.38095	214	2-1-0		209		110		163		.49234		163	27		27	
TOTALS		RPI 1-25		RPI 26-50		W-L RECORDS		RPI 51-100		RPI 101-150		RPI 150+									
15-21-0		0-3-0		1-0-0		OVERALL		0-3-0		2-3-0		12-12-0									
7-4-0		0-0-0		0-0-0		HOME		0-0-0		1-0-0		6-4-0									
8-17-0		0-3-0		1-0-0		AWAY		0-3-0		1-3-0		6-8-0									
0-0-0		0-0-0		0-0-0		NEUTRAL		0-0-0		0-0-0		0-0-0									
8-13-0		0-3-0		1-0-0		NON-CONFERENCE		0-3-0		2-3-0		5-4-0									
2-0-0		0-0-0		0-0-0		HOME		0-0-0		1-0-0		1-0-0									
6-13-0		0-3-0		1-0-		AWAY		0-3-0		1-3-0		4-4-0									
0-0-0		0-0-0		0-0-0		NEUTRAL		0-0-0		0-0-0		0-0-0									
7-8-0		0-0-0		0-0-0		CONFERENCE		0-0-0		0-0-0		7-8-0									
5-4-0		0-0-0		0-0-0		HOME		0-0-0		0-0-0		5-4-0									
2-4-0		0-0-0		0-0-0		AWAY		0-0-0		0-0-0		2-4-0									
0-0-0		0-0-0		0-0-0		NEUTRAL		0-0-0		0-0-0		0-0-0									
RPI	S	Opponent		Score		RPI	S	Opponent		Score		RPI	S	Opponent		Score					
16	A	Jacksonville		3	7	48	A	St. John's (NY)		2	1	95	A	Ga. Southern		3	4				
16	A	Jacksonville		4	11							95	A	Ga. Southern		5	8				
16	A	Jacksonville		1	5							95	A	Ga. Southern		3	7				
														A	North Florida		1	5			
														A	North Florida		1	6			
														A	North Florida		16	12			
														A	Fordham		3	4			
														H	Hofstra		9	3			
														A	Bethune-Cookman		7	3			
														A	Canisius		2	3			
														A	Canisius		3	5			
														A	Canisius		1	0			
														A	Manhattan		1	0			
														A	Manhattan		2	3			
														A	Manhattan		3	4			
														A	Yale		5	6			
														A	Hartford		11	13			
														H	Siena		4	2			
														H	Siena		0	6			
														H	Siena		0	5			
														A	George Mason		5	7			
														A	George Mason		1	7			
														A	George Mason		13	5			
														H	Sacred Heart		6	3			
														A	Central Conn. St.		4	1			
														H	Niagara		6	5			
														H	Niagara		5	6			
														H	Niagara		8	13			
														H	Rider		13	4			
														H	Rider		15	1			
														H	Rider		5	4			
														A	Savannah St.		6	0			
						LAST 10 GAMES															
				208	H	Siena		0	6	172	A	Manhattan		3	4						
				208	H	Siena		0	5	172	A	Manhattan		2	3						
				208	H	Siena		4	2	172	A	Manhattan		1	0						
				250	H	Sacred Heart		6	3	145	H	Hofstra		9	3						
				144	A	Fordham		3	4	283	H	Rider		5	4						

Non-Div. I Games:

Fairfield

U
T
R
G
V

UTRGV

RPI	S	Opponent	Score	
245	H	Ill. -Chi cago	3	14
245	H	Ill. -Chi cago	9	4
245	H	Ill. -Chi cago	3	4

UTRGV

U
T
R
G
V

U
T
R
G
V

[illegible]

Non-Div. I Games:

Lamar University

Average RPI Win:		215	WON-LOST RECORD		WINNING PCT. RANK		LAST 10 GAMES		STRENGTH OF SCHEDULE		OPP. STRENGTH OF SCHEDULE		TEAM RPI		ADJ RPI		CONF. RPI		ADJ CONF. RPI				
Average RPI Loss:		148																					
DIV. I ONLY			21-22-1		.48864 154		6-4-0		206		218		224		.4601 224		8		8				
DIV. I NON-CONF.			17-14-1		.54688 120		3-1-0		270		264		244		.44818 244		10		10				
TOTALS		RPI 1-25		RPI 26-50		W-L RECORDS		RPI 51-100		RPI 101-150		RPI 150+											
21-22-1		0-2-0		1-2-0		OVERALL		2-4-0		0-6-1		18-8-0											
16-14-1		0-2-0		1-2-0		HOME		2-3-0		0-2-1		13-5-0											
5-8-0		0-0-0		0-0-0		AWAY		0-1-0		0-4-0		5-3-0											
0-0-0		0-0-0		0-0-0		NEUTRAL		0-0-0		0-0-0		0-0-0											
17-14-1		0-2-0		0-0-0		NON-CONFERENCE		1-2-0		0-3-1		16-7-0											
14-10-1		0-2-0		0-0-0		HOME		1-1-0		0-2-1		13-5-0											
3-4-0		0-0-0		0-0-		AWAY		0-1-0		0-1-0		3-2-0											
0-0-0		0-0-0		0-0-0		NEUTRAL		0-0-0		0-0-0		0-0-0											
4-8-0		0-0-0		1-2-0		CONFERENCE		1-2-0		0-3-0		2-1-0											
2-4-0		0-0-0		1-2-0		HOME		1-2-0		0-0-0		0-0-0											
2-4-0		0-0-0		0-0-0		AWAY		0-0-0		0-3-0		2-1-0											
0-0-0		0-0-0		0-0-0		NEUTRAL		0-0-0		0-0-0		0-0-0											
RPI	S	Opponent		Score		RPI	S	Opponent		Score		RPI	S	Opponent		Score		RPI	S	Opponent		Score	
18	H	Kentucky		3	10	44	H	FGCU		7	6	62	H	Seton Hall		12	1	123	H	Xavier		1	7
18	H	Kentucky		5	6	44	H	FGCU		2	3	87	H	Kennesaw St.		2	5	134	A	North Florida		2	3
						44	H	FGCU		1	14	87	H	Kennesaw St.		4	9	134	A	North Florida		0	3
												87	H	Kennesaw St.		9	3	134	A	North Florida		6	13
												91	H	Pittsburgh		1	3	139	A	Gardner-Webb		3	6
												96	A	Wofford		2	10	139	H	Gardner-Webb		2	8
																		144	H	Fordham		4	4
																		167	A	NJIT		9	7
																		167	A	NJIT		9	1
																		167	A	NJIT		3	7
																		193	A	Winthrop		7	1
																		193	H	Winthrop		9	5
																		230	A	N. C. A&T		1	6
																		230	H	N. C. A&T		9	5
																		247	H	Ohio		8	1
																		247	H	Ohio		5	10
																		247	H	Ohio		12	7
																		248	A	UNC Asheville		10	3
																		248	H	UNC Asheville		9	5
																		252	H	Dayton		8	0
																		252	H	Dayton		5	6
																		252	H	Dayton		15	2
																		252	H	Dayton		10	8
																		255	A	Charleston So.		7	3
																		255	H	Charleston So.		1	6
																		261	A	Presbyteria n		2	3
																		261	H	Presbyteria n		10	3
																		276	H	Longwood		1	3
																		276	H	Longwood		2	0
																		276	H	Longwood		14	2
																		277	H	Penn		5	7
																		277	H	Penn		7	2
																		277	H	Penn		5	3

TOTALS		RPI 1-25		RPI 26-50		W-L RECORDS		RPI 51-100		RPI 101-150		RPI 150+											
21-22-1		0-2-0		1-2-0		OVERALL		2-4-0		0-6-1		18-8-0											
16-14-1		0-2-0		1-2-0		HOME		2-3-0		0-2-1		13-5-0											
5-8-0		0-0-0		0-0-0		AWAY		0-1-0		0-4-0		5-3-0											
0-0-0		0-0-0		0-0-0		NEUTRAL		0-0-0		0-0-0		0-0-0											
17-14-1		0-2-0		0-0-0		NON-CONFERENCE		1-2-0		0-3-1		16-7-0											
14-10-1		0-2-0		0-0-0		HOME		1-1-0		0-2-1		13-5-0											
3-4-0		0-0-0		0-0-		AWAY		0-1-0		0-1-0		3-2-0											
0-0-0		0-0-0		0-0-0		NEUTRAL		0-0-0		0-0-0		0-0-0											
4-8-0		0-0-0		1-2-0		CONFERENCE		1-2-0		0-3-0		2-1-0											
2-4-0		0-0-0		1-2-0		HOME		1-2-0		0-0-0		0-0-0											
2-4-0		0-0-0		0-0-0		AWAY		0-0-0		0-3-0		2-1-0											
0-0-0		0-0-0		0-0-0		NEUTRAL		0-0-0		0-0-0		0-0-0											

Non-Div. I Games:

USC Upstate

Average RPI Win:		151	WON-LOST RECORD		WINNING PCT. RANK		LAST 10 GAMES		STRENGTH OF SCHEDULE		OPP. STRENGTH OF SCHEDULE		TEAM RPI		ADJ RPI		CONF. RPI		ADJ CONF. RPI				
DIV. I ONLY			15-19-0		.44118	186	2-8-0		211		73		225		.45937	225	15		15				
DIV. I NON-CONF.			11-14-0		.44	184	1-4-0		225		61		229		.46165	229	14		14				
TOTALS		RPI 1-25		RPI 26-50		W-L RECORDS		RPI 51-100		RPI 101-150		RPI 150+											
15-19-0		0-0-0		0-0-0		OVERALL		2-4-0		4-9-0		9-6-0											
10-10-0		0-0-0		0-0-0		HOME		0-1-0		2-5-0		8-4-0											
3-7-0		0-0-0		0-0-0		AWAY		2-3-0		1-3-0		0-1-0											
2-2-0		0-0-0		0-0-0		NEUTRAL		0-0-0		1-1-0		1-1-0											
11-14-0		0-0-0		0-0-0		NON-CONFERENCE		2-4-0		2-5-0		7-5-0											
7-7-0		0-0-0		0-0-0		HOME		0-1-0		1-3-0		6-3-0											
2-5-0		0-0-0		0-0-		AWAY		2-3-0		0-1-0		0-1-0											
2-2-0		0-0-0		0-0-0		NEUTRAL		0-0-0		1-1-0		1-1-0											
4-5-0		0-0-0		0-0-0		CONFERENCE		0-0-0		2-4-0		2-1-0											
3-3-0		0-0-0		0-0-0		HOME		0-0-0		1-2-0		2-1-0											
1-2-0		0-0-0		0-0-0		AWAY		0-0-0		1-2-0		0-0-0											
0-0-0		0-0-0		0-0-0		NEUTRAL		0-0-0		0-0-0		0-0-0											
RPI	S	Opponent		Score		RPI	S	Opponent		Score		RPI	S	Opponent		Score		RPI	S	Opponent		Score	
								51	H	UNLV	1	6	109	A	Hawai i		0	5					
								52	A	Nevada	9	2	109	A	Hawai i		4	5					
								52	A	Nevada	0	3	109	A	Hawai i		9	2					
								64	A	Washing ton	0	8	110	H	San Di ego		2	11					
								64	A	Washing ton	2	5	115	H	San Franci sco		3	2					
								64	A	Washing ton	6	3	115	H	San Franci sco		1	2					
													115	H	San Franci sco		1	4					
													118	N	Nebraska		3	8					
													118	N	Nebraska		8	1					
													122	A	Fresno St.		5	11					
													150	H	CSUN		6	4					
													150	H	CSUN		1	6					
													150	H	CSUN		2	3					
													158	A	Grand Canyon		1	6					
													158	H	Grand Canyon		9	8					
													160	H	Val parai so		4	3					
													160	H	Val parai so		14	5					
													162	N	Washing ton St.		8	1					
													162	N	Washing ton St.		6	7					
													176	H	San Jose St.		3	14					
													176	H	San Jose St.		3	5					
													176	H	San Jose St.		8	7					
													199	H	UC Davi s		16	10					
													199	H	UC Davi s		6	2					
													199	H	UC Davi s		5	10					
													218	H	Utah		4	7					
													218	H	Utah		3	2					
													218	H	Utah		2	1					
				LAST 10 GAMES																			
				176	H	San Jose St.	3	14	109	A	Hawai i	9	2										
				176	H	San Jose St.	3	5	109	A	Hawai i	4	5										
				176	H	San Jose St.	8	7	110	H	San Di ego	2	11										
				158	A	Grand Canyon	1	6	150	H	CSUN	1	6										
				109	A	Hawai i	0	5	150	H	CSUN	2	3										

Non-Div. I Games:

UC Ri versi de

Average RPI Win:		217	WON-LOST RECORD		WINNING PCT. RANK		LAST 10 GAMES		STRENGTH OF SCHEDULE		OPP. STRENGTH OF SCHEDULE		TEAM RPI		ADJ RPI		CONF. RPI		ADJ CONF. RPI	
DIV. I ONLY			16-22-0		.42105 201		3-7-0		194		238		226		.45885 226		23		23	
DIV. I NON-CONF.			9-16-0		.36 221		1-4-0		256		226		266		.43057 266		26		26	
TOTALS		RPI 1-25		RPI 26-50		W-L RECORDS		RPI 51-100		RPI 101-150		RPI 150+								
16-22-0		0-1-0		0-1-0		OVERALL		0-0-0		3-9-0		13-11-0								
11-4-0		0-0-0		0-0-0		HOME		0-0-0		0-1-0		11-3-0								
4-12-0		0-1-0		0-0-0		AWAY		0-0-0		3-4-0		1-7-0								
1-6-0		0-0-0		0-1-0		NEUTRAL		0-0-0		0-4-0		1-1-0								
9-16-0		0-1-0		0-1-0		NON-CONFERENCE		0-0-0		1-5-0		8-9-0								
6-3-0		0-0-0		0-0-0		HOME		0-0-0		0-1-0		6-2-0								
2-8-0		0-1-0		0-0-		AWAY		0-0-0		1-0-0		1-7-0								
1-5-0		0-0-0		0-1-0		NEUTRAL		0-0-0		0-4-0		1-0-0								
7-6-0		0-0-0		0-0-0		CONFERENCE		0-0-0		2-4-0		5-2-0								
5-1-0		0-0-0		0-0-0		HOME		0-0-0		0-0-0		5-1-0								
2-4-0		0-0-0		0-0-0		AWAY		0-0-0		2-4-0		0-0-0								
0-1-0		0-0-0		0-0-0		NEUTRAL		0-0-0		0-0-0		0-1-0								
RPI	S	Opponent		Score		RPI	S	Opponent		Score		RPI	S	Opponent		Score				
9	A	NC State		2	3	42	N	Louisville		8	15									
												129	N	Butler		3	5			
												129	N	Butler		0	3			
												129	N	Butler		1	12			
												129	N	Butler		4	5			
												131	A	James Madison		7	1			
												131	H	James Madison		1	2			
												135	A	Davidson		3	4			
												135	A	Davidson		5	9			
												135	A	Davidson		2	0			
												146	A	VCU		11	3			
												146	A	VCU		4	6			
												146	A	VCU		0	1			
												151	A	FIU		3	14			
												151	A	FIU		12	8			
												151	A	FIU		0	16			
												171	H	Richmond		1	0			
												171	H	Richmond		1	5			
												171	H	Richmond		5	1			
												171	N	Richmond		2	16			
												206	A	Georgetown		3	7			
												206	A	Georgetown		2	6			
												206	A	Georgetown		7	10			
												221	H	Fairfield		7	1			
												221	H	Fairfield		5	13			
												221	H	Fairfield		7	5			
												229	H	UMBC		11	4			
												253	H	Lafayette		12	3			
												253	H	Lafayette		13	12			
												253	H	Lafayette		2	3			
												262	H	Towson		14	7			
												264	A	The Citadel		0	3			
												276	A	Longwood		10	13			
												282	N	Villanova		6	1			
												284	H	St. Bonaventure		4	0			
LAST 10 GAMES																				
						146	A	VCU		0	1	206	A	Georgetown		2	6			
						146	A	VCU		4	6	206	A	Georgetown		3	7			
						146	A	VCU		11	3	131	H	James Madison		1	2			
						131	A	James Madison		7	1	135	A	Davidson		5	9			
						206	A	Georgetown		7	10	135	A	Davidson		2	0			

Non-Div. I Games:

George Mason

RPI	S	Opponent	Score	
284	H St.	Bonaventure	6	0
284	H St.	Bonaventure	7	6

George Mason

G
e
o
r
g
e
M
a
s
o
n

G
e
o
r
g
e
M
a
s
o
n

Average RPI Win:		215	WON-LOST RECORD		WINNING PCT. RANK		LAST 10 GAMES		STRENGTH OF SCHEDULE		OPP. STRENGTH OF SCHEDULE		TEAM RPI		ADJ RPI		CONF. RPI		ADJ CONF. RPI	
DIV. I ONLY			11-25-0		.30556 263		3-7-0		154		196		227		.45819 227		19		19	
DIV. I NON-CONF.			7-11-0		.38889 207		1-2-0		208		85		167		.49025 167		19		19	
TOTALS		RPI 1-25		RPI 26-50		W-L RECORDS		RPI 51-100		RPI 101-150		RPI 150+								
11-25-0		0-6-0		0-0-0		OVERALL		1-6-0		1-2-0		9-11-0								
4-8-0		0-3-0		0-0-0		HOME		1-3-0		1-1-0		2-1-0								
7-17-0		0-3-0		0-0-0		AWAY		0-3-0		0-1-0		7-10-0								
0-0-0		0-0-0		0-0-0		NEUTRAL		0-0-0		0-0-0		0-0-0								
7-11-0		0-3-0		0-0-0		NON-CONFERENCE		0-4-0		1-2-0		6-2-0								
1-2-0		0-0-0		0-0-0		HOME		0-1-0		1-1-0		0-0-0								
6-9-0		0-3-0		0-0-		AWAY		0-3-0		0-1-0		6-2-0								
0-0-0		0-0-0		0-0-0		NEUTRAL		0-0-0		0-0-0		0-0-0								
4-14-0		0-3-0		0-0-0		CONFERENCE		1-2-0		0-0-0		3-9-0								
3-6-0		0-3-0		0-0-0		HOME		1-2-0		0-0-0		2-1-0								
1-8-0		0-0-0		0-0-0		AWAY		0-0-0		0-0-0		1-8-0								
0-0-0		0-0-0		0-0-0		NEUTRAL		0-0-0		0-0-0		0-0-0								
RPI	S	Opponent		Score		RPI	S	Opponent		Score		RPI	S	Opponent		Score				
5	A	Ole Miss		0	4							106	H	Illinois St.		17	13			
5	A	Ole Miss		2	7							127	A	Southern Ill.		3	5			
5	A	Ole Miss		3	7							129	H	Butler		3	6			
25	H	Tennessee Tech		3	9							174	A	Eastern Ky.		4	5			
25	H	Tennessee Tech		6	10							174	A	Eastern Ky.		0	5			
25	H	Tennessee Tech		11	26							174	A	Eastern Ky.		1	7			
												195	A	La. -Monroe		6	5			
												195	A	La. -Monroe		6	7			
												195	A	La. -Monroe		3	4			
												212	A	Memphis		3	1			
												212	A	Memphis		10	9			
												212	A	Memphis		6	2			
												231	A	Southeast Mo. St.		1	3			
												231	A	Southeast Mo. St.		5	3			
												231	A	Southeast Mo. St.		1	13			
												256	A	Murray St.		4	7			
												256	A	Murray St.		7	13			
												256	A	Murray St.		0	5			
												269	H	Belmont		2	5			
												269	H	Belmont		6	2			
												269	H	Belmont		8	6			
												285	A	Mississippi Val.		11	6			
												285	A	Mississippi Val.		6	0			
LAST 10 GAMES																				
						174	A	Eastern Ky.		4	5	269	H	Belmont		2	5			
						174	A	Eastern Ky.		0	5	269	H	Belmont		6	2			
						174	A	Eastern Ky.		1	7	269	H	Belmont		8	6			
						106	H	Illinois St.		17	13	127	A	Southern Ill.		3	5			
						129	H	Butler		3	6	231	A	Southeast Mo. St.		1	13			

Non-Div. I Games: Robert Morris-S'fiel 11 5 Lindenwood (IL) 4 1

Eastern Ill.

Average RPI Win: 150		WON-LOST RECORD		WINNING PCT. RANK		LAST 10 GAMES		STRENGTH OF SCHEDULE		OPP. STRENGTH OF SCHEDULE		TEAM RPI		ADJ RPI		CONF. RPI		ADJ CONF. RPI					
DIV. I ONLY		16-21-0		.43243		196		1-9-0		216		87		228		.45811		228		14		14	
DIV. I NON-CONF.		12-10-0		.54545		121		1-4-0		245		42		186		.48323		186		11		11	
TOTALS		RPI 1-25		RPI 26-50		W-L RECORDS		RPI 51-100		RPI 101-150		RPI 150+											
16-21-0		0-1-0		0-0-0		OVERALL		4-2-0		3-9-0		9-9-0											
11-12-0		0-1-0		0-0-0		HOME		3-1-0		1-5-0		7-5-0											
5-9-0		0-0-0		0-0-0		AWAY		1-1-0		2-4-0		2-4-0											
0-0-0		0-0-0		0-0-0		NEUTRAL		0-0-0		0-0-0		0-0-0											
12-10-0		0-1-0		0-0-0		NON-CONFERENCE		4-2-0		0-0-0		8-7-0											
9-5-0		0-1-0		0-0-0		HOME		3-1-0		0-0-0		6-3-0											
3-5-0		0-0-0		0-0-		AWAY		1-1-0		0-0-0		2-4-0											
0-0-0		0-0-0		0-0-0		NEUTRAL		0-0-0		0-0-0		0-0-0											
4-11-0		0-0-0		0-0-0		CONFERENCE		0-0-0		3-9-0		1-2-0											
2-7-0		0-0-0		0-0-0		HOME		0-0-0		1-5-0		1-2-0											
2-4-0		0-0-0		0-0-0		AWAY		0-0-0		2-4-0		0-0-0											
0-0-0		0-0-0		0-0-0		NEUTRAL		0-0-0		0-0-0		0-0-0											
RPI	S	Opponent		Score		RPI	S	Opponent		Score		RPI	S	Opponent		Score							
1	H	Stanford		8 16																			

Non-Div. I Games:

Santa Clara

UMBC

Average RPI Win: 226		WON-LOST RECORD		WINNING PCT. RANK		LAST 10 GAMES		STRENGTH OF SCHEDULE		OPP. STRENGTH OF SCHEDULE		TEAM RPI		ADJ RPI		CONF. RPI		ADJ CONF. RPI	
DIV. I ONLY		13-20-0		.39394 217		5-5-0		186		217		229		.4577 229		21		20	
DIV. I NON-CONF.		7-14-0		.33333 229		3-1-0		137		241		236		.45658 236		17		17	
TOTALS		RPI 1-25		RPI 26-50		W-L RECORDS		RPI 51-100		RPI 101-150		RPI 150+							
13-20-0		0-0-0		0-7-0		OVERALL		0-0-0		1-4-0		12-9-0							
9-5-0		0-0-0		0-0-0		HOME		0-0-0		1-2-0		8-3-0							
3-13-0		0-0-0		0-6-0		AWAY		0-0-0		0-2-0		3-5-0							
1-2-0		0-0-0		0-1-0		NEUTRAL		0-0-0		0-0-0		1-1-0							
7-14-0		0-0-0		0-7-0		NON-CONFERENCE		0-0-0		1-4-0		6-3-0							
5-3-0		0-0-0		0-0-0		HOME		0-0-0		1-2-0		4-1-0							
1-9-0		0-0-0		0-0-		AWAY		0-0-0		0-2-0		1-1-0							
1-2-0		0-0-0		0-1-0		NEUTRAL		0-0-0		0-0-0		1-1-0							
6-6-0		0-0-0		0-0-0		CONFERENCE		0-0-0		0-0-0		6-6-0							
4-2-0		0-0-0		0-0-0		HOME		0-0-0		0-0-0		4-2-0							
2-4-0		0-0-0		0-0-0		AWAY		0-0-0		0-0-0		2-4-0							
0-0-0		0-0-0		0-0-0		NEUTRAL		0-0-0		0-0-0		0-0-0							
RPI	S	Opponent		Score	RPI	S	Opponent		Score	RPI	S	Opponent		Score	RPI	S	Opponent		Score
					31	A	Mi ssouri		0 5						114	A	George Washington		2 5
					31	A	Mi ssouri		5 6						114	H	George Washington		7 5
					31	A	Mi ssouri		1 7						125	A	Navy		0 7
					44	A	FGCU		3 6						145	H	Hofstra		6 9
					44	A	FGCU		3 14						145	H	Hofstra		2 4
					44	A	FGCU		0 5						157	A	UMass Lowell		0 8
					48	N	St. John's (NY)		0 12						157	A	UMass Lowell		1 3
															157	A	UMass Lowell		2 9
															178	N	Monmouth		5 17
															191	H	Hartford		9 5
															191	H	Hartford		3 14
															191	H	Hartford		3 2
															201	A	Stony Brook		9 2
															201	A	Stony Brook		6 11
															201	A	Stony Brook		3 1
															206	H	Georgetown		9 11
															209	N	Penn St.		2 1
															214	H	Binghamton		3 5
															214	H	Binghamton		8 6
															214	H	Binghamton		6 1
															226	A	George Mason		4 11
															262	A	Towson		6 4
															280	H	Mt. St. Mary's		9 7
															281	H	Coppin St.		7 2
															291	H	Fairleigh Dickinson		2 1
															291	H	Fairleigh Dickinson		14 1
LAST 10 GAMES																			
					201	A	Stony Brook		6 11						157	A	UMass Lowell		0 8
					201	A	Stony Brook		9 2						157	A	UMass Lowell		2 9
					201	A	Stony Brook		3 1						157	A	UMass Lowell		1 3
					281	H	Coppin St.		7 2						114	H	George Washington		7 5
					206	H	Georgetown		9 11						291	H	Fairleigh Dickinson		2 1

Non-Div. I Games:

UMBC

RPI	S	Opponent	Score	
292	A	Savannah St.	3	2
292	A	Savannah St.	12	1

N. C. A&T

N
.
C
.
A
&
T

N
.
C
.
A
&
T

Average RPI Win:	209	WON-LOST RECORD	WINNING PCT. RANK	LAST 10 GAMES	STRENGTH OF SCHEDULE	OPP. STRENGTH OF SCHEDULE	TEAM RPI	ADJ RPI	CONF. RPI	ADJ CONF. RPI		
DIV. I ONLY		19-20-0	.48718	155	7-2-0	254	153	231	.45706	231	19	19
DIV. I NON-CONF.		5-13-0	.27778	245	1-0-0	253	162	283	.40386	282	19	19
TOTALS	RPI 1-25	RPI 26-50	W-L RECORDS		RPI 51-100	RPI 101-150	RPI 150+					
19-20-0	0-0-0	0-0-0	OVERALL		2-8-0	2-3-0	15-9-0					
15-7-0	0-0-0	0-0-0	HOME		0-0-0	2-1-0	13-6-0					
4-13-0	0-0-0	0-0-0	AWAY		2-8-0	0-2-0	2-3-0					
0-0-0	0-0-0	0-0-0	NEUTRAL		0-0-0	0-0-0	0-0-0					
5-13-0	0-0-0	0-0-0	NON-CONFERENCE		0-4-0	2-3-0	3-6-0					
5-5-0	0-0-0	0-0-0	HOME		0-0-0	2-1-0	3-4-0					
0-8-0	0-0-0	0-0-	AWAY		0-4-0	0-2-0	0-2-0					
0-0-0	0-0-0	0-0-0	NEUTRAL		0-0-0	0-0-0	0-0-0					
14-7-0	0-0-0	0-0-0	CONFERENCE		2-4-0	0-0-0	12-3-0					
10-2-0	0-0-0	0-0-0	HOME		0-0-0	0-0-0	10-2-0					
4-5-0	0-0-0	0-0-0	AWAY		2-4-0	0-0-0	2-1-0					
0-0-0	0-0-0	0-0-0	NEUTRAL		0-0-0	0-0-0	0-0-0					
RPI	S	Opponent	Score	RPI	S	Opponent	Score	RPI	S	Opponent	Score	
						61 A Col. of Charleston	3 6	119 A Central Ark.			4 5	
						61 A Col. of Charleston	0 6	119 A Central Ark.			3 7	
						61 A Col. of Charleston	4 5	127 H Southern Ill.			0 5	
						65 A Missouri St.	5 10	141 H Saint Louis			10 8	
						79 A Austin Peay	6 7	141 H Saint Louis			4 2	
						79 A Austin Peay	20 4	166 H Morehead St.			5 4	
						79 A Austin Peay	5 6	166 H Morehead St.			4 8	
						85 A Jacksonville St.	6 7	166 H Morehead St.			10 3	
						85 A Jacksonville St.	0 7	210 A Arkansas St.			6 7	
						85 A Jacksonville St.	4 1	212 A Memphis			2 3	
								227 H Eastern Ill.			13 1	
								227 H Eastern Ill.			3 1	
								227 H Eastern Ill.			3 5	
								236 H SIUE			11 6	
								236 H SIUE			11 10	
								236 H SIUE			7 0	
								239 H South Dakota St.			12 8	
								239 H South Dakota St.			5 6	
								239 H South Dakota St.			4 7	
								253 A UT Martin			8 7	
								253 A UT Martin			17 1	
								253 A UT Martin			7 8	
								256 H Murray St.			8 6	
								256 H Murray St.			7 5	
								256 H Murray St.			7 4	
								259 H Bowling Green			7 9	
								259 H Bowling Green			8 4	
								259 H Bowling Green			2 5	
								259 H Bowling Green			9 7	
						LAST 10 GAMES						
						256 H Murray St.	7 5	85 A Jacksonville St.			6 7	
						256 H Murray St.	8 6	85 A Jacksonville St.			0 7	
						256 H Murray St.	7 4	227 H Eastern Ill.			13 1	
						141 H Saint Louis	10 8	227 H Eastern Ill.			3 1	
						85 A Jacksonville St.	4 1	227 H Eastern Ill.			3 5	

Non-Div. I Games: McKendree 15 0

Southeast Mo. St.

Average RPI Win:	265	WON-LOST RECORD	WINNING PCT. RANK	LAST 10 GAMES	STRENGTH OF SCHEDULE	OPP. STRENGTH OF SCHEDULE	TEAM RPI	ADJ RPI	CONF. RPI	ADJ CONF. RPI					
DIV. I ONLY		17-22-0	.4359	190	6-2-0	262	253	232	.45666	232	30	30			
DIV. I NON-CONF.		4-18-0	.18182	276	0-2-0	136	120	241	.45293	241	30	30			

TOTALS	RPI 1-25	RPI 26-50			W-L RECORDS		RPI 51-100		RPI 101-150		RPI 150+				
17-22-0	0-0-0	0-5-0			OVERALL		0-3-0		1-4-0		16-10-0				
8-1-0	0-0-0	0-0-0			HOME		0-0-0		0-0-0		8-1-0				
9-18-0	0-0-0	0-4-0			AWAY		0-1-0		1-4-0		8-9-0				
0-3-0	0-0-0	0-1-0			NEUTRAL		0-2-0		0-0-0		0-0-0				
4-18-0	0-0-0	0-5-0			NON-CONFERENCE		0-3-0		1-4-0		3-6-0				
0-0-0	0-0-0	0-0-0			HOME		0-0-0		0-0-0		0-0-0				
4-15-0	0-0-0	0-0-			AWAY		0-1-0		1-4-0		3-6-0				
0-3-0	0-0-0	0-1-0			NEUTRAL		0-2-0		0-0-0		0-0-0				
13-4-0	0-0-0	0-0-0			CONFERENCE		0-0-0		0-0-0		13-4-0				
8-1-0	0-0-0	0-0-0			HOME		0-0-0		0-0-0		8-1-0				
5-3-0	0-0-0	0-0-0			AWAY		0-0-0		0-0-0		5-3-0				
0-0-0	0-0-0	0-0-0			NEUTRAL		0-0-0		0-0-0		0-0-0				
RPI	S	Opponent	Score	RPI	S	Opponent	Score	RPI	S	Opponent	Score	RPI	S	Opponent	Score
				28	A	Oklahoma	0 12					102	A	Kansas	2 3
				28	A	Oklahoma	1 10					102	A	Kansas	1 7
				33	N	Texas	2 10					102	A	Kansas	5 7
				46	A	Mississippi St.	6 11					107	A	Houston Baptist	3 2
				50	A	Baylor	4 5					107	A	Houston Baptist	3 15
												197	A	Incarnate Word	4 7
												197	A	Incarnate Word	1 10
												197	A	Incarnate Word	9 8
												223	A	Lamar University	4 3
												238	A	SFA	4 5
												238	A	SFA	4 9
												244	A	Abilene Christian	8 6
												244	A	Abilene Christian	5 6
												244	A	Abilene Christian	1 8
												275	H	Ark. -Pine Bluff	10 12
												275	H	Ark. -Pine Bluff	9 2
												275	H	Ark. -Pine Bluff	10 0
												279	A	Grambling	8 9
												279	A	Grambling	18 7
												279	A	Grambling	5 10
												287	A	Southern U.	8 1
												287	A	Southern U.	8 9
												287	H	Southern U.	4 0
												287	H	Southern U.	7 5
												287	H	Southern U.	7 6
												293	A	Prairie View	18 11
												293	A	Prairie View	23 0
												293	A	Prairie View	21 1
												293	H	Prairie View	4 2
												293	H	Prairie View	10 0
												293	H	Prairie View	4 1

LAST 10 GAMES															
				293	A	Prairie View	21 1					287	H	Southern U.	7 5
				293	A	Prairie View	23 0					287	H	Southern U.	4 0
				293	A	Prairie View	18 11					287	H	Southern U.	7 6
				33	N	Texas	2 10					197	A	Incarnate Word	4 7
				50	A	Baylor	4 5					197	A	Incarnate Word	1 10

Non-Div. I Games: Huston-Tillotson 4 3 Huston-Tillotson 12 0

Texas Southern

Average RPI Win: 223		WON-LOST	WINNING	LAST 10	STRENGTH OF		OPP. STRENGTH	TEAM	ADJ	CONF.	ADJ CONF.
Average RPI Loss: 135		RECORD	PCT. RANK	GAMES	SCHEDULE		OF SCHEDULE	RPI	RPI	RPI	RPI
DIV. I ONLY		16-17-0	.48485	161	5-5-0		237	219	233	.45661	233
DIV. I NON-CONF.		9-10-0	.47368	164	0-1-0		228	247	221	.46726	221
TOTALS		RPI 1-25	RPI 26-50		W-L RECORDS		RPI 51-100		RPI 101-150		RPI 150+
16-17-0	0-0-0	0-0-0		OVERALL		0-7-0		1-3-0		15-7-0	
5-9-0	0-0-0	0-0-0		HOME		0-3-0		1-2-0		4-4-0	
3-3-0	0-0-0	0-0-0		AWAY		0-1-0		0-1-0		3-1-0	
8-5-0	0-0-0	0-0-0		NEUTRAL		0-3-0		0-0-0		8-2-0	
9-10-0	0-0-0	0-0-0		NON-CONFERENCE		0-4-0		1-3-0		8-3-0	
1-3-0	0-0-0	0-0-0		HOME		0-0-0		1-2-0		0-1-0	
1-2-0	0-0-0	0-0-0		AWAY		0-1-0		0-1-0		1-0-0	
7-5-0	0-0-0	0-0-0		NEUTRAL		0-3-0		0-0-0		7-2-0	
7-7-0	0-0-0	0-0-0		CONFERENCE		0-3-0		0-0-0		7-4-0	
4-6-0	0-0-0	0-0-0		HOME		0-3-0		0-0-0		4-3-0	
2-1-0	0-0-0	0-0-0		AWAY		0-0-0		0-0-0		2-1-0	
1-0-0	0-0-0	0-0-0		NEUTRAL		0-0-0		0-0-0		1-0-0	
RPI S	Opponent	Score	RPI S	Opponent	Score	RPI S	Opponent	Score	RPI S	Opponent	Score
						54 A	Michigan	6 7	129 H	Butler	3 13
						77 N	Purdue	1 5	129 H	Butler	4 1
						77 N	Purdue	4 10	129 H	Butler	0 3
						77 N	Purdue	1 5	137 A	Campbell	1 5
						84 H	Kent St.	6 12	151 N	FIU	2 4
						84 H	Kent St.	3 8	186 N	Miami (OH)	4 2
						84 H	Kent St.	2 6	187 H	Tolledo	4 13
									187 H	Tolledo	0 3
									187 H	Tolledo	5 0
									188 A	Northern Ill.	1 3
									188 A	Northern Ill.	10 4
									188 A	Northern Ill.	5 3
									189 N	Yale	6 0
									203 A	Michigan St.	6 1
									203 H	Michigan St.	7 10
									206 N	Georgetown	12 7
									206 N	Georgetown	5 9
									234 H	Central Mich.	5 2
									234 H	Central Mich.	2 4
									234 H	Central Mich.	8 2
									237 N	Saint Joseph's	8 5
									259 H	Bowling Green	9 4
									282 N	Villanova	6 0
									284 N	St. Bonaventure	1 0
									284 N	St. Bonaventure	8 4
									284 N	St. Bonaventure	9 2
LAST 10 GAMES											
						234 H	Central Mich.	5 2	188 A	Northern Ill.	10 4
						234 H	Central Mich.	2 4	188 A	Northern Ill.	5 3
						234 H	Central Mich.	8 2	188 A	Northern Ill.	1 3
						203 H	Michigan St.	7 10	84 H	Kent St.	6 12
						259 H	Bowling Green	9 4	84 H	Kent St.	2 6

Non-Div. I Games:

Western Mich.

Average RPI Win: 197		WON-LOST	WINNING	LAST 10	STRENGTH OF		OPP. STRENGTH	TEAM	ADJ	CONF.	ADJ CONF.
Average RPI Loss: 137		RECORD	PCT. RANK	GAMES	SCHEDULE		OF SCHEDULE	RPI	RPI	RPI	RPI
DIV. I ONLY		13-23-1	.36486	237	5-5-0		243	113	234	.45653	234
DIV. I NON-CONF.		5-16-1	.25	254	1-0-0		273	40	274	.41769	273
TOTALS		RPI 1-25	RPI 26-50		W-L RECORDS		RPI 51-100		RPI 101-150		RPI 150+
13-23-1		0-3-0	0-1-0		OVERALL		1-5-0		0-2-0		12-12-1
2-4-0		0-0-0	0-0-0		HOME		1-2-0		0-0-0		1-2-0
8-14-1		0-3-0	0-1-0		AWAY		0-1-0		0-0-0		8-9-1
3-5-0		0-0-0	0-0-0		NEUTRAL		0-2-0		0-2-0		3-1-0
5-16-1		0-3-0	0-1-0		NON-CONFERENCE		0-3-0		0-2-0		5-7-1
1-2-0		0-0-0	0-0-0		HOME		0-0-0		0-0-0		1-2-0
2-10-1		0-3-0	0-0-		AWAY		0-1-0		0-0-0		2-5-1
2-4-0		0-0-0	0-0-0		NEUTRAL		0-2-0		0-2-0		2-0-0
8-7-0		0-0-0	0-0-0		CONFERENCE		1-2-0		0-0-0		7-5-0
1-2-0		0-0-0	0-0-0		HOME		1-2-0		0-0-0		0-0-0
6-4-0		0-0-0	0-0-0		AWAY		0-0-0		0-0-0		6-4-0
1-1-0		0-0-0	0-0-0		NEUTRAL		0-0-0		0-0-0		1-1-0
RPI S	Opponent	Score	RPI S	Opponent	Score	RPI S	Opponent	Score	RPI S	Opponent	Score
21 A	South Fla.	2 3	27 A	Stetson	3 5	54 A	Michigan	5 8	142 N	Virginia Tech	3 4
21 A	South Fla.	6 10				62 N	Seton Hall	4 10	142 N	Virginia Tech	4 7
21 A	South Fla.	0 6				77 N	Purdue	1 11	153 A	New Mexico	9 20
						84 H	Kent St.	3 19	153 A	New Mexico	6 6
						84 H	Kent St.	3 11	153 A	New Mexico	7 8
						84 H	Kent St.	5 1	153 A	New Mexico	0 6
									182 A	Ball St.	7 4
									182 A	Ball St.	23 1
									182 A	Ball St.	2 5
									187 A	Tol edo	5 3
									187 N	Tol edo	1 13
									187 N	Tol edo	3 2
									188 A	Northern Ill.	5 9
									188 A	Northern Ill.	6 0
									188 A	Northern Ill.	8 1
									203 A	Michigan St.	3 1
									204 A	Oakland	24 9
									222 A	UTRGV	3 6
									222 A	UTRGV	6 7
									233 A	Western Mich.	2 5
									233 A	Western Mich.	2 8
									233 A	Western Mich.	4 2
									238 N	SFA	10 8
									238 N	SFA	5 3
									241 H	Northwestern	2 5
									241 H	Northwestern	2 4
									241 H	Northwestern	7 3
			LAST 10 GAMES								
			233 A	Western Mich.	2 5	187 A	Tol edo	5 3			
			233 A	Western Mich.	4 2	204 A	Oakland	24 9			
			233 A	Western Mich.	2 8	84 H	Kent St.	3 19			
			187 N	Tol edo	1 13	84 H	Kent St.	5 1			
			187 N	Tol edo	3 2	84 H	Kent St.	3 11			

Non-Div. I Games: Lawrence Tech 14 1

Central Mich.

Average RPI Win:		257	WON-LOST RECORD		WINNING PCT. RANK		LAST 10 GAMES		STRENGTH OF SCHEDULE		OPP. STRENGTH OF SCHEDULE		TEAM RPI		ADJ RPI		CONF. RPI		ADJ CONF. RPI	
DIV. I ONLY			13-18-0		.41935 204		3-7-0		274		283		235		.45585 235		29		29	
DIV. I NON-CONF.			6-9-0		.4 197		0-0-0		91		253		115		.51615 115		29		29	
TOTALS		RPI 1-25		RPI 26-50		W-L RECORDS		RPI 51-100		RPI 101-150		RPI 150+								
13-18-0		0-0-0		0-4-0		OVERALL		0-0-0		0-0-0		13-14-0								
0-0-0		0-0-0		0-0-0		HOME		0-0-0		0-0-0		0-0-0								
10-15-0		0-0-0		0-4-0		AWAY		0-0-0		0-0-0		10-11-0								
3-3-0		0-0-0		0-0-0		NEUTRAL		0-0-0		0-0-0		3-3-0								
6-9-0		0-0-0		0-4-0		NON-CONFERENCE		0-0-0		0-0-0		6-5-0								
0-0-0		0-0-0		0-0-0		HOME		0-0-0		0-0-0		0-0-0								
4-8-0		0-0-0		0-0-		AWAY		0-0-0		0-0-0		4-4-0								
2-1-0		0-0-0		0-0-0		NEUTRAL		0-0-0		0-0-0		2-1-0								
7-9-0		0-0-0		0-0-0		CONFERENCE		0-0-0		0-0-0		7-9-0								
0-0-0		0-0-0		0-0-0		HOME		0-0-0		0-0-0		0-0-0								
6-7-0		0-0-0		0-0-0		AWAY		0-0-0		0-0-0		6-7-0								
1-2-0		0-0-0		0-0-0		NEUTRAL		0-0-0		0-0-0		1-2-0								
RPI	S	Opponent	Score	RPI	S	Opponent	Score	RPI	S	Opponent	Score	RPI	S	Opponent	Score					
				38	A	Arizona	3 13			194	A	Oral Roberts	5 6							
				38	A	Arizona	2 11			194	A	Oral Roberts	2 6							
				38	A	Arizona	4 9			194	A	Oral Roberts	2 5							
				40	A	Minnesota	1 3			197	A	Incarnate Word	4 3							
										197	A	Incarnate Word	2 6							
										197	A	Incarnate Word	1 2							
										197	A	Incarnate Word	8 2							
										205	A	Northern Colo.	4 17							
										205	A	Northern Colo.	4 2							
										205	A	Northern Colo.	7 9							
										205	A	Northern Colo.	6 3							
										239	A	South Dakota St.	9 12							
										239	A	South Dakota St.	4 5							
										270	N	Central Conn. St.	2 9							
										270	N	Central Conn. St.	2 0							
										270	N	Central Conn. St.	4 0							
										273	A	Omaha	2 1							
										273	A	Omaha	2 0							
										289	A	Western Ill.	3 6							
										289	A	Western Ill.	0 2							
										289	A	Western Ill.	2 1							
										289	N	Western Ill.	0 4							
										289	N	Western Ill.	2 7							
										289	N	Western Ill.	3 1							
										290	A	Fort Wayne	15 0							
										290	A	Fort Wayne	2 1							
										290	A	Fort Wayne	10 3							
				LAST 10 GAMES																
				289	N	Western Ill.	0 4	273	A	Omaha	2 0									
				289	N	Western Ill.	3 1	273	A	Omaha	2 1									
				289	N	Western Ill.	2 7	194	A	Oral Roberts	5 6									
				239	A	South Dakota St.	9 12	194	A	Oral Roberts	2 6									
				239	A	South Dakota St.	4 5	194	A	Oral Roberts	2 5									

Non-Div. I Games: Dickinson St. 17 4

North Dakota St.

**S
I
U
E**

SI UE

Average RPI Win: 195		WON-LOST RECORD		WINNING PCT. RANK		LAST 10 GAMES		STRENGTH OF SCHEDULE		OPP. STRENGTH OF SCHEDULE		TEAM RPI		ADJ RPI		CONF. RPI		ADJ CONF. RPI	
DIV. I ONLY		14-20-0		.41176 208		3-7-0		246		181		237		.45004 237		23		23	
DIV. I NON-CONF.		10-11-0		.47619 155		1-2-0		267		161		230		.46138 230		26		26	
TOTALS		RPI 1-25		RPI 26-50		W-L RECORDS		RPI 51-100		RPI 101-150		RPI 150+							
14-20-0		0-1-0		0-0-0		OVERALL		3-4-0		1-6-0		10-9-0							
4-8-0		0-0-0		0-0-0		HOME		0-1-0		1-5-0		3-2-0							
5-9-0		0-1-0		0-0-0		AWAY		0-3-0		0-0-0		5-5-0							
5-3-0		0-0-0		0-0-0		NEUTRAL		3-0-0		0-1-0		2-2-0							
10-11-0		0-1-0		0-0-0		NON-CONFERENCE		3-1-0		0-1-0		7-8-0							
3-3-0		0-0-0		0-0-0		HOME		0-1-0		0-0-0		3-2-0							
2-5-0		0-1-0		0-0-		AWAY		0-0-0		0-0-0		2-4-0							
5-3-0		0-0-0		0-0-0		NEUTRAL		3-0-0		0-1-0		2-2-0							
4-9-0		0-0-0		0-0-0		CONFERENCE		0-3-0		1-5-0		3-1-0							
1-5-0		0-0-0		0-0-0		HOME		0-0-0		1-5-0		0-0-0							
3-4-0		0-0-0		0-0-0		AWAY		0-3-0		0-0-0		3-1-0							
0-0-0		0-0-0		0-0-0		NEUTRAL		0-0-0		0-0-0		0-0-0							
RPI	S	Opponent		Score		RPI	S	Opponent		Score		RPI	S	Opponent		Score			
10	A	East Carolina		0 9															

Non-Div. I Games:

Saint Joseph's

SFA

Average RPI Win:		194	WON-LOST RECORD		WINNING PCT. RANK		LAST 10 GAMES		STRENGTH OF SCHEDULE		OPP. STRENGTH OF SCHEDULE		TEAM RPI		ADJ RPI		CONF. RPI		ADJ CONF. RPI	
DIV. I ONLY			14-25-0		.35897 240		4-6-0		178		236		238		.44996 238		17		17	
DIV. I NON-CONF.			8-13-0		.38095 214		1-1-0		247		261		262		.43313 262		18		18	
TOTALS		RPI 1-25		RPI 26-50		W-L RECORDS		RPI 51-100		RPI 101-150		RPI 150+								
14-25-0		0-1-0		0-0-0		OVERALL		2-2-0		2-10-0		10-12-0								
8-10-0		0-0-0		0-0-0		HOME		0-0-0		1-3-0		7-7-0								
6-13-0		0-1-0		0-0-0		AWAY		2-2-0		1-7-0		3-3-0								
0-2-0		0-0-0		0-0-0		NEUTRAL		0-0-0		0-0-0		0-2-0								
8-13-0		0-1-0		0-0-0		NON-CONFERENCE		1-0-0		1-5-0		6-7-0								
7-2-0		0-0-0		0-0-0		HOME		0-0-0		1-0-0		6-2-0								
1-9-0		0-1-0		0-0-		AWAY		1-0-0		0-5-0		0-3-0								
0-2-0		0-0-0		0-0-0		NEUTRAL		0-0-0		0-0-0		0-2-0								
6-12-0		0-0-0		0-0-0		CONFERENCE		1-2-0		1-5-0		4-5-0								
1-8-0		0-0-0		0-0-0		HOME		0-0-0		0-3-0		1-5-0								
5-4-0		0-0-0		0-0-0		AWAY		1-2-0		1-2-0		3-0-0								
0-0-0		0-0-0		0-0-0		NEUTRAL		0-0-0		0-0-0		0-0-0								
RPI	S	Opponent		Score		RPI	S	Opponent		Score		RPI	S	Opponent		Score				
15	A	Texas A&M		4	11							105	A	Texas St.		6	7			
								56 A Sam Houston St.		7	8	105	A	Texas St.		3	6			
								56 A Sam Houston St.		2	1	105	A	Texas St.		0	13			
								56 A Sam Houston St.		2	5	105	A	Texas St.		9	10			
								73 A UTSA		5	1	117	A	UT Arlington		5	6			
												117	A	UT Arlington		7	4			
												117	H	UT Arlington		5	7			
												143	H	McNeese		1	5			
												143	H	McNeese		3	12			
												143	H	McNeese		2	3			
												148	A	Northwestern St.		6	5			
												148	A	Northwestern St.		2	16			
												148	A	Northwestern St.		2	9			
												168	H	A&M-Corpus Christi		11	10			
												168	H	A&M-Corpus Christi		4	6			
												168	H	A&M-Corpus Christi		13	11			
												195	H	La. -Monroe		10	7			
												195	H	La. -Monroe		7	9			
												195	H	La. -Monroe		1	8			
												197	H	Incarnate Word		3	7			
												197	H	Incarnate Word		7	10			
												197	H	Incarnate Word		4	6			
												222	A	UTRGV		5	11			
												222	A	UTRGV		5	4			
												232	H	Texas Southern		9	4			
												232	H	Texas Southern		3	5			
												234	N	Central Mich.		8	10			
												234	N	Central Mich.		11	7			
												244	A	Abilene Christian		16	3			
												244	A	Abilene Christian		13	6			
												244	A	Abilene Christian		6	11			
												275	H	Ark. -Pine Bluff		14	3			
												279	H	Grambling		2	8			
												293	A	Prairie View		13	6			
												293	H	Prairie View						
LAST 10 GAMES						LAST 10 GAMES						LAST 10 GAMES								
168 H A&M-Corpus Christi 11 10						56 A Sam Houston St. 2 5						244 A Abilene Christian 11 7								
168 H A&M-Corpus Christi 2 9						56 A Sam Houston St. 7 8						244 A Abilene Christian 16 3								
168 H A&M-Corpus Christi 4 6						73 A UTSA 5 1						244 A Abilene Christian 13 6								
275 H Ark. -Pine Bluff 6 11						148 A Northwestern St. 2 16						275 H Ark. -Pine Bluff 6 11								
56 A Sam Houston St. 2 1						148 A Northwestern St. 6 5						279 H Grambling 14 3								

Non-Div. I Games:

SFA

Average RPI Win: 256		WON-LOST RECORD		WINNING PCT. RANK		LAST 10 GAMES		STRENGTH OF SCHEDULE		OPP. STRENGTH OF SCHEDULE		TEAM RPI		ADJ RPI		CONF. RPI		ADJ CONF. RPI	
DIV. I ONLY		10-22-0		.3125 259		7-3-0		175		280		239		.4493 239		29		29	
DIV. I NON-CONF.		2-15-0		.11765 286		0-1-0		87		231		264		.43213 264		29		29	
TOTALS		RPI 1-25		RPI 26-50		W-L RECORDS		RPI 51-100		RPI 101-150		RPI 150+							
10-22-0		0-0-0		0-2-0		OVERALL		0-8-0		0-0-0		10-12-0							
2-0-0		0-0-0		0-0-0		HOME		0-0-0		0-0-0		2-0-0							
4-14-0		0-0-0		0-2-0		AWAY		0-2-0		0-0-0		4-10-0							
4-8-0		0-0-0		0-0-0		NEUTRAL		0-6-0		0-0-0		4-2-0							
2-15-0		0-0-0		0-2-0		NON-CONFERENCE		0-8-0		0-0-0		2-5-0							
0-0-0		0-0-0		0-0-0		HOME		0-0-0		0-0-0		0-0-0							
2-9-0		0-0-0		0-0-		AWAY		0-2-0		0-0-0		2-5-0							
0-6-0		0-0-0		0-0-0		NEUTRAL		0-6-0		0-0-0		0-0-0							
8-7-0		0-0-0		0-0-0		CONFERENCE		0-0-0		0-0-0		8-7-0							
2-0-0		0-0-0		0-0-0		HOME		0-0-0		0-0-0		2-0-0							
2-5-0		0-0-0		0-0-0		AWAY		0-0-0		0-0-0		2-5-0							
4-2-0		0-0-0		0-0-0		NEUTRAL		0-0-0		0-0-0		4-2-0							
RPI	S	Opponent	Score	RPI	S	Opponent	Score	RPI	S	Opponent	Score	RPI	S	Opponent	Score				
34	A	Creighton	4 9	57	N	Illinois	2 5	194	A	Oral Roberts	12 16								
40	A	Minnesota	0 1	76	N	Bradley	2 4	194	A	Oral Roberts	9 14								
				76	N	Bradley	1 5	194	A	Oral Roberts	3 4								
				76	N	Bradley	6 8	194	N	Oral Roberts	1 8								
				78	A	Air Force	7 8	194	N	Oral Roberts	3 1								
				78	A	Air Force	7 11	194	N	Oral Roberts	3 7								
				79	N	Austin Peay	2 4	205	A	Northern Colo.	7 11								
				79	N	Austin Peay	3 9	205	A	Northern Colo.	2 8								
								205	A	Northern Colo.	2 3								
								205	A	Northern Colo.	4 5								
								231	A	Southeast Mo. St.	6 5								
								231	A	Southeast Mo. St.	8 12								
								231	A	Southeast Mo. St.	7 4								
								235	H	North Dakota St.	5 4								
								235	H	North Dakota St.	12 9								
								273	A	Omaha	5 8								
								273	A	Omaha	3 5								
								273	A	Omaha	6 2								
								289	A	Western Ill.	6 3								
								290	N	Fort Wayne	10 0								
								290	N	Fort Wayne	13 9								
								290	N	Fort Wayne	7 2								
LAST 10 GAMES																			
194	N	Oral Roberts	1 8	34	A	Creighton	4 9												
194	N	Oral Roberts	3 7	290	N	Fort Wayne	13 9												
194	N	Oral Roberts	3 1	290	N	Fort Wayne	10 0												
235	H	North Dakota St.	12 9	290	N	Fort Wayne	7 2												
235	H	North Dakota St.	5 4	273	A	Omaha	6 2												

Non-Div. I Games:

South Dakota St.

Average RPI Win: 157		WON-LOST RECORD		WINNING PCT. RANK		LAST 10 GAMES		STRENGTH OF SCHEDULE		OPP. STRENGTH OF SCHEDULE		TEAM RPI		ADJ RPI		CONF. RPI		ADJ CONF. RPI					
DIV. I ONLY		7-24-0		.22581		286		1-9-0		143		123		241		.44695		241		9		9	
DIV. I NON-CONF.		6-10-0		.375		217		1-1-0		250		149		220		.46861		220		8		8	
TOTALS		RPI 1-25		RPI 26-50		W-L RECORDS		RPI 51-100		RPI 101-150		RPI 150+											
7-24-0		0-0-0		1-6-0		OVERALL		1-6-0		2-4-0		3-8-0											
0-10-0		0-0-0		0-0-0		HOME		0-6-0		0-0-0		0-4-0											
6-12-0		0-0-0		1-5-0		AWAY		1-0-0		2-4-0		2-2-0											
1-2-0		0-0-0		0-0-0		NEUTRAL		0-0-0		0-0-0		1-2-0											
6-10-0		0-0-0		1-3-0		NON-CONFERENCE		1-0-0		1-2-0		3-5-0											
0-1-0		0-0-0		0-0-0		HOME		0-0-0		0-0-0		0-1-0											
5-7-0		0-0-0		1-0-		AWAY		1-0-0		1-2-0		2-2-0											
1-2-0		0-0-0		0-0-0		NEUTRAL		0-0-0		0-0-0		1-2-0											
1-14-0		0-0-0		0-3-0		CONFERENCE		0-6-0		1-2-0		0-3-0											
0-9-0		0-0-0		0-0-0		HOME		0-6-0		0-0-0		0-3-0											
1-5-0		0-0-0		0-3-0		AWAY		0-0-0		1-2-0		0-0-0											
0-0-0		0-0-0		0-0-0		NEUTRAL		0-0-0		0-0-0		0-0-0											
RPI	S	Opponent	Score	RPI	S	Opponent	Score	RPI	S	Opponent	Score	RPI	S	Opponent	Score								
				26	A	Indiana	3 6	54	H	Michigan	0 6	102	A	Kansas	18 12								
				26	A	Indiana	0 12	54	H	Michigan	3 7	102	A	Kansas	3 10								
				26	A	Indiana	1 22	54	H	Michigan	0 3	102	A	Kansas	2 4								
				33	A	Texas	3 16	57	H	Illinois	2 4	124	A	Maryland	3 4								
				33	A	Texas	7 10	57	H	Illinois	4 5	124	A	Maryland	4 0								
				33	A	Texas	6 2	57	H	Illinois	4 5	124	A	Maryland	5 6								
				33	A	Texas	1 12	97	A	Notre Dame	2 0	179	H	Milwaukee	4 6								
												203	H	Michigan St.	3 5								
												203	H	Michigan St.	5 6								
												203	H	Michigan St.	2 4								
												234	A	Central Mich.	5 2								
												234	A	Central Mich.	4 2								
												234	A	Central Mich.	3 7								
												257	A	Chicago St.	7 8								
												273	N	Omaha	3 1								
												273	N	Omaha	5 10								
												273	N	Omaha	8 14								
LAST 10 GAMES																							
				203	H	Michigan St.	5 6	26	A	Indiana	3 6												
				203	H	Michigan St.	2 4	26	A	Indiana	0 12												
				203	H	Michigan St.	3 5	97	A	Notre Dame	2 0												
				179	H	Milwaukee	4 6	54	H	Michigan	3 7												
				26	A	Indiana	1 22	54	H	Michigan	0 3												

Non-Div. I Games: Judson (IL) 11 1 MacMurray 6 3

Northwestern

Average RPI Win:	251	WON-LOST RECORD	WINNING PCT. RANK	LAST 10 GAMES	STRENGTH OF SCHEDULE	OPP. STRENGTH OF SCHEDULE	TEAM RPI	ADJ RPI	CONF. RPI	ADJ CONF. RPI	
Average RPI Loss:	180										
DIV. I ONLY	20-16-0	.55556	105	6-4-0	292	261	242	.44655	242	27	27
DIV. I NON-CONF.	10-9-0	.52632	128	1-0-0	297	230	268	.42803	268	28	28
<hr/>											
TOTALS	RPI 1-25	RPI 26-50		W-L RECORDS		RPI 51-100		RPI 101-150		RPI 150+	
20-16-0	0-0-0	0-0-0		OVERALL		2-6-0		0-1-0		18-9-0	
9-5-0	0-0-0	0-0-0		HOME		1-3-0		0-0-0		8-2-0	
10-9-0	0-0-0	0-0-0		AWAY		1-3-0		0-1-0		9-5-0	
1-2-0	0-0-0	0-0-0		NEUTRAL		0-0-0		0-0-0		1-2-0	
10-9-0	0-0-0	0-0-0		NON-CONFERENCE		1-3-0		0-1-0		9-5-0	
6-1-0	0-0-0	0-0-0		HOME		0-0-0		0-0-0		6-1-0	
3-6-0	0-0-0	0-0-		AWAY		1-3-0		0-1-0		2-2-0	
1-2-0	0-0-0	0-0-0		NEUTRAL		0-0-0		0-0-0		1-2-0	
10-7-0	0-0-0	0-0-0		CONFERENCE		1-3-0		0-0-0		9-4-0	
3-4-0	0-0-0	0-0-0		HOME		1-3-0		0-0-0		2-1-0	
7-3-0	0-0-0	0-0-0		AWAY		0-0-0		0-0-0		7-3-0	
0-0-0	0-0-0	0-0-0		NEUTRAL		0-0-0		0-0-0		0-0-0	
RPI	S	Opponent	Score	RPI	S	Opponent	Score	RPI	S	Opponent	Score
						61 A Col. of Charleston	7 2	144 A Fordham			2 3
						61 A Col. of Charleston	4 11	172 H Manhattan			8 5
						61 A Col. of Charleston	0 7	172 H Manhattan			6 7
						61 A Col. of Charleston	2 8	177 H Albany (NY)			7 3
						93 H Bryant	2 7	201 A Stony Brook			3 5
						93 H Bryant	1 11	257 N Chi cago St.			2 12
						93 H Bryant	2 20	257 N Chi cago St.			8 3
						93 H Bryant	7 6	257 N Chi cago St.			3 12
								270 A Central Conn. St.			6 7
								270 A Central Conn. St.			3 1
								270 A Central Conn. St.			2 1
								270 H Central Conn. St.			5 3
								270 H Central Conn. St.			7 10
								270 H Central Conn. St.			15 4
								278 H Iona			9 4
								280 A Mt. St. Mary's			11 8
								280 A Mt. St. Mary's			2 3
								280 A Mt. St. Mary's			9 12
								280 A Mt. St. Mary's			6 1
								291 A Fai rlei gh Di cki nson			13 5
								291 A Fai rlei gh Di cki nson			4 1
								291 A Fai rlei gh Di cki nson			5 0
								292 A Savannah St.			2 3
								292 A Savannah St.			7 5
								292 A Savannah St.			6 0
								294 H Sai nt Peter's			7 5
								294 H Sai nt Peter's			9 5
								294 H Sai nt Peter's			13 2
LAST 10 GAMES											
						270 A Central Conn. St.	3 1	280 A Mt. St. Mary's			6 1
						270 A Central Conn. St.	6 7	280 A Mt. St. Mary's			9 12
						270 A Central Conn. St.	2 1	280 A Mt. St. Mary's			11 8
						172 H Manhattan	8 5	93 H Bryant			7 6
						280 A Mt. St. Mary's	2 3	93 H Bryant			2 20

Non-Div. I Games:

LIU Brooklyn

Average RPI Win: 232		WON-LOST RECORD		WINNING PCT. RANK		LAST 10 GAMES		STRENGTH OF SCHEDULE		OPP. STRENGTH OF SCHEDULE		TEAM RPI		ADJ RPI		CONF. RPI		ADJ CONF. RPI	
DIV. I ONLY		8-17-1		.32692 251		3-6-1		182		264		243		.44649 243		26		26	
DIV. I NON-CONF.		4-9-1		.32143 234		0-0-1		24		190		137		.50625 137		25		25	
TOTALS		RPI 1-25		RPI 26-50		W-L RECORDS		RPI 51-100		RPI 101-150		RPI 150+							
8-17-1		0-6-0		0-0-0		OVERALL		0-0-0		1-2-0		7-9-1							
3-6-1		0-0-0		0-0-0		HOME		0-0-0		0-0-0		3-6-1							
5-11-0		0-6-0		0-0-0		AWAY		0-0-0		1-2-0		4-3-0							
0-0-0		0-0-0		0-0-0		NEUTRAL		0-0-0		0-0-0		0-0-0							
4-9-1		0-6-0		0-0-0		NON-CONFERENCE		0-0-0		1-2-0		3-1-1							
2-1-1		0-0-0		0-0-0		HOME		0-0-0		0-0-0		2-1-1							
2-8-0		0-6-0		0-0-		AWAY		0-0-0		1-2-0		1-0-0							
0-0-0		0-0-0		0-0-0		NEUTRAL		0-0-0		0-0-0		0-0-0							
4-8-0		0-0-0		0-0-0		CONFERENCE		0-0-0		0-0-0		4-8-0							
1-5-0		0-0-0		0-0-0		HOME		0-0-0		0-0-0		1-5-0							
3-3-0		0-0-0		0-0-0		AWAY		0-0-0		0-0-0		3-3-0							
0-0-0		0-0-0		0-0-0		NEUTRAL		0-0-0		0-0-0		0-0-0							
RPI	S	Opponent		Score		RPI	S	Opponent		Score		RPI	S	Opponent		Score			
15	A	Texas A&M		0	22							144	A	Fordham		4	3		
15	A	Texas A&M		2	3							144	A	Fordham		3	4		
15	A	Texas A&M		2	8							144	A	Fordham		3	5		
22	A	Duke		3	8							164	H	Canisius		6	5		
22	A	Duke		2	7							189	H	Yale		4	7		
22	A	Duke		2	7							189	H	Yale		7	8		
												189	H	Yale		4	7		
												209	A	Penn St.		10	6		
												214	H	Binghamton		5	5		
												251	A	Princeton		6	7		
												251	A	Princeton		4	10		
												251	A	Princeton		5	2		
												260	H	Dartmouth		8	3		
												260	H	Dartmouth		3	5		
												260	H	Dartmouth		2	4		
												272	H	Niagara		4	7		
												272	H	Niagara		17	5		
												277	A	Penn		5	9		
												277	A	Penn		10	9		
												277	A	Penn		7	6		
LAST 10 GAMES																			
						277	A	Penn		7	6	260	H	Dartmouth		8	3		
						277	A	Penn		10	9	214	H	Binghamton		5	5		
						277	A	Penn		5	9	189	H	Yale		4	7		
						260	H	Dartmouth		3	5	189	H	Yale		7	8		
						260	H	Dartmouth		2	4	189	H	Yale		4	7		

Non-Div. I Games:

Cornell

Average RPI Win:		208	WON-LOST RECORD		WINNING PCT. RANK		LAST 10 GAMES		STRENGTH OF SCHEDULE		OPP. STRENGTH OF SCHEDULE		TEAM RPI		ADJ RPI		CONF. RPI		ADJ CONF. RPI	
DIV. I ONLY			15-19-0		.44118 186		4-5-0		247		226		244		.44579 244		17		17	
DIV. I NON-CONF.			10-3-0		.76923 23		1-0-0		272		286		141		.50322 141		18		18	
TOTALS		RPI 1-25		RPI 26-50		W-L RECORDS		RPI 51-100		RPI 101-150		RPI 150+								
15-19-0		0-0-0		0-0-0		OVERALL		1-3-0		2-6-0		12-10-0								
11-8-0		0-0-0		0-0-0		HOME		0-0-0		1-3-0		10-5-0								
4-11-0		0-0-0		0-0-0		AWAY		1-3-0		1-3-0		2-5-0								
0-0-0		0-0-0		0-0-0		NEUTRAL		0-0-0		0-0-0		0-0-0								
10-3-0		0-0-0		0-0-0		NON-CONFERENCE		1-0-0		0-2-0		9-1-0								
8-2-0		0-0-0		0-0-0		HOME		0-0-0		0-1-0		8-1-0								
2-1-0		0-0-0		0-0-		AWAY		1-0-0		0-1-0		1-0-0								
0-0-0		0-0-0		0-0-0		NEUTRAL		0-0-0		0-0-0		0-0-0								
5-16-0		0-0-0		0-0-0		CONFERENCE		0-3-0		2-4-0		3-9-0								
3-6-0		0-0-0		0-0-0		HOME		0-0-0		1-2-0		2-4-0								
2-10-0		0-0-0		0-0-0		AWAY		0-3-0		1-2-0		1-5-0								
0-0-0		0-0-0		0-0-0		NEUTRAL		0-0-0		0-0-0		0-0-0								
RPI	S	Opponent		Score		RPI	S	Opponent		Score		RPI	S	Opponent		Score				
								56	A	Sam Houston St.	1	10			107	H	Houston Baptist	4	3	
								56	A	Sam Houston St.	6	7			107	H	Houston Baptist	5	13	
								56	A	Sam Houston St.	0	10			107	H	Houston Baptist	20	23	
								86	A	TCU	4	2			117	A	UT Arlington	0	3	
															117	H	UT Arlington	8	12	
															143	A	McNeese	2	6	
															143	A	McNeese	2	3	
															143	A	McNeese	9	3	
															185	H	New Orleans	7	6	
															185	H	New Orleans	6	5	
															185	H	New Orleans	10	14	
															192	H	Qui nni pi ac	11	2	
															192	H	Qui nni pi ac	10	9	
															192	H	Qui nni pi ac	5	4	
															197	A	Incarnate Word	7	8	
															197	A	Incarnate Word	2	5	
															197	A	Incarnate Word	6	7	
															223	A	Lamar Uni versity	0	5	
															223	A	Lamar Uni versity	5	7	
															223	A	Lamar Uni versity	5	4	
															232	H	Texas Southern	6	5	
															232	H	Texas Southern	6	8	
															232	H	Texas Southern	8	1	
															238	H	SFA	6	13	
															238	H	SFA	3	16	
															238	H	SFA	7	11	
															285	H	Mi ssi ssi ppi Val .	11	3	
															285	H	Mi ssi ssi ppi Val .	8	7	
															285	H	Mi ssi ssi ppi Val .	15	4	
															293	A	Prai ri e View	16	0	
						LAST 10 GAMES														
						223	A	Lamar Uni versity	5	4	107	H	Houston Baptist	5	13					
						223	A	Lamar Uni versity	0	5	107	H	Houston Baptist	20	23					
						223	A	Lamar Uni versity	5	7	143	A	McNeese	2	6					
						86	A	TCU	4	2	143	A	McNeese	9	3					
						107	H	Houston Baptist	4	3	143	A	McNeese	2	3					
Non-Div. I Games:		Tex. Permian Basin		8	2	Dallas Christian		1	0	Dallas Christian		11	0	Baker		6	5			
																		Abilene Christian		

Average RPI Win:	233	WON-LOST RECORD	WINNING PCT. RANK	LAST 10 GAMES	STRENGTH OF SCHEDULE	OPP. STRENGTH OF SCHEDULE	TEAM RPI	ADJ RPI	CONF. RPI	ADJ CONF. RPI									
Average RPI Loss:	184																		
DIV. I ONLY	18-13-0	.58065	92	4-5-0	294	171	245	.44567	245	25	25								
DIV. I NON-CONF.	10-6-0	.625	77	0-1-0	294	94	212	.47291	211	23	23								
<hr/>																			
TOTALS	RPI 1-25	RPI 26-50		W-L RECORDS	RPI 51-100		RPI 101-150		RPI 150+										
18-13-0	0-0-0	1-2-0		OVERALL	0-0-0		1-2-0		16-9-0										
9-5-0	0-0-0	0-0-0		HOME	0-0-0		1-2-0		8-3-0										
6-8-0	0-0-0	1-2-0		AWAY	0-0-0		0-0-0		5-6-0										
3-0-0	0-0-0	0-0-0		NEUTRAL	0-0-0		0-0-0		3-0-0										
<hr/>																			
10-6-0	0-0-0	1-2-0		NON-CONFERENCE	0-0-0		0-0-0		9-4-0										
4-1-0	0-0-0	0-0-0		HOME	0-0-0		0-0-0		4-1-0										
3-5-0	0-0-0	1-0-		AWAY	0-0-0		0-0-0		2-3-0										
3-0-0	0-0-0	0-0-0		NEUTRAL	0-0-0		0-0-0		3-0-0										
<hr/>																			
8-7-0	0-0-0	0-0-0		CONFERENCE	0-0-0		1-2-0		7-5-0										
5-4-0	0-0-0	0-0-0		HOME	0-0-0		1-2-0		4-2-0										
3-3-0	0-0-0	0-0-0		AWAY	0-0-0		0-0-0		3-3-0										
0-0-0	0-0-0	0-0-0		NEUTRAL	0-0-0		0-0-0		0-0-0										
<hr/>																			
RPI	S	Opponent	Score	RPI	S	Opponent	Score	RPI	S	Opponent	Score								
				43	A	Georgi a Tech	0 5					112	H	Wright St.	1 2				
				43	A	Georgi a Tech	12 5					112	H	Wright St.	2 1				
				43	A	Georgi a Tech	2 3									112	H	Wright St.	1 7
				185	A	New Orleans	4 5												
				188	A	Northern Ill.	5 10												
				188	H	Northern Ill.	1 5												
				188	H	Northern Ill.	18 3												
				204	H	Oakl and	8 1												
				204	H	Oakl and	4 3												
				204	H	Oakl and	1 2												
				222	A	UTRGV	4 9												
				222	A	UTRGV	14 3												
				222	A	UTRGV	4 3												
				257	H	Chi cago St.	2 1												
				257	H	Chi cago St.	4 0												
				257	H	Chi cago St.	4 3												
				271	A	Northern Ky.	11 6												
				271	A	Northern Ky.	11 2												
				271	A	Northern Ky.	14 5												
				271	H	Northern Ky.	4 3												
271	H	Northern Ky.	1 6																
271	H	Northern Ky.	5 0																
274	A	Youngstown St.	1 3																
274	A	Youngstown St.	2 7																
274	A	Youngstown St.	5 6																
287	N	Southern U.	3 0																
287	N	Southern U.	9 5																
293	N	Prai rie View	10 7																
LAST 10 GAMES																			
271 A Northern Ky.				11 2	112 H Wright St.				2 1										
271 A Northern Ky.				11 6	112 H Wright St.				1 7										
271 A Northern Ky.				14 5	274 A Youngstown St.				2 7										
188 A Northern Ill.				5 10	274 A Youngstown St.				5 6										
112 H Wright St.				1 2	274 A Youngstown St.				1 3										

Non-Div. I Games: Roosevelt 4 3 Viterbo 17 1

Ill. -Chi cago

Average RPI Win: 256		WON-LOST	WINNING	LAST 10	STRENGTH OF		OPP. STRENGTH	TEAM	ADJ	CONF.	ADJ CONF.
Average RPI Loss: 168		RECORD	PCT. RANK	GAMES	SCHEDULE		OF SCHEDULE	RPI	RPI	RPI	RPI
DIV. I ONLY		21-19-0	.525	131	4-6-0		278	265	246	.44377	246
DIV. I NON-CONF.		3-11-0	.21429	272	0-4-0		57	130	246	.44684	246
TOTALS		RPI 1-25	RPI 26-50		W-L RECORDS		RPI 51-100		RPI 101-150		RPI 150+
21-19-0	0-0-0	0-4-0		OVERALL		1-3-0		0-0-0		20-12-0	
14-9-0	0-0-0	0-3-0		HOME		1-0-0		0-0-0		13-6-0	
5-9-0	0-0-0	0-1-0		AWAY		0-3-0		0-0-0		5-5-0	
2-1-0	0-0-0	0-0-0		NEUTRAL		0-0-0		0-0-0		2-1-0	
3-11-0	0-0-0	0-4-0		NON-CONFERENCE		1-3-0		0-0-0		2-4-0	
2-6-0	0-0-0	0-3-0		HOME		1-0-0		0-0-0		1-3-0	
0-5-0	0-0-0	0-0-		AWAY		0-3-0		0-0-0		0-1-0	
1-0-0	0-0-0	0-0-0		NEUTRAL		0-0-0		0-0-0		1-0-0	
18-8-0	0-0-0	0-0-0		CONFERENCE		0-0-0		0-0-0		18-8-0	
12-3-0	0-0-0	0-0-0		HOME		0-0-0		0-0-0		12-3-0	
5-4-0	0-0-0	0-0-0		AWAY		0-0-0		0-0-0		5-4-0	
1-1-0	0-0-0	0-0-0		NEUTRAL		0-0-0		0-0-0		1-1-0	
RPI S Opponent	Score	RPI S Opponent	Score	RPI S Opponent	Score	RPI S Opponent	Score	RPI S Opponent	Score	RPI S Opponent	Score
		29 H South Ala.	7 18	69 A Alabama	1 11	166 H Morehead St.	4 9				
		37 A Troy	1 14	81 A Samford	6 15	166 H Morehead St.	5 7				
		37 H Troy	2 10	81 H Samford	14 4	185 N New Orleans	6 3				
		46 H Mississippi St.	4 15	85 A Jacksonville St.	5 10	198 A UAB	1 2				
						198 H UAB	7 6				
						202 A Jackson St.	13 14				
						202 A Jackson St.	14 6				
						202 A Jackson St.	7 9				
						202 H Jackson St.	9 8				
						202 H Jackson St.	4 3				
						202 H Jackson St.	0 2				
						258 H Florida A&M	10 13				
						275 N Ark. -Pine Bluff	5 8				
						285 H Mississippi Val.	7 10				
						285 H Mississippi Val.	2 0				
						285 H Mississippi Val.	5 1				
						286 A Alabama A&M	6 7				
						286 A Alabama A&M	5 4				
						286 A Alabama A&M	0 3				
						286 H Alabama A&M	12 4				
						286 H Alabama A&M	15 5				
						286 H Alabama A&M	12 11				
						287 H Southern U.	3 7				
						287 H Southern U.	14 0				
						287 H Southern U.	12 6				
						288 A Alcorn	6 5				
						288 A Alcorn	16 3				
						288 A Alcorn	17 5				
						288 H Alcorn	12 0				
						288 H Alcorn	5 0				
						288 H Alcorn	6 1				
						293 N Prairie View	8 7				
LAST 10 GAMES				LAST 10 GAMES				LAST 10 GAMES			
		202 A Jackson St.	14 6			286 H Alabama A&M	15 5				
		202 A Jackson St.	13 14			286 H Alabama A&M	12 4				
		202 A Jackson St.	7 9			286 H Alabama A&M	12 11				
		37 H Troy	2 10			46 H Mississippi St.	4 15				
		85 A Jacksonville St.	5 10			29 H South Ala.	7 18				

Non-Div. I Games:

Alabama St.

Average RPI Win:		214	WON-LOST RECORD		WINNING PCT. RANK		LAST 10 GAMES		STRENGTH OF SCHEDULE		OPP. STRENGTH OF SCHEDULE		TEAM RPI		ADJ RPI		CONF. RPI		ADJ CONF. RPI	
DIV. I ONLY			18-20-0		.47368 168		3-6-0		288		230		247		.44376 247		22		22	
DIV. I NON-CONF.			11-12-0		.47826 152		0-3-0		289		273		248		.44081 248		21		21	
TOTALS		RPI 1-25		RPI 26-50		W-L RECORDS		RPI 51-100		RPI 101-150		RPI 150+								
18-20-0		0-0-0		0-1-0		OVERALL		2-1-0		1-0-0		15-18-0								
3-4-0		0-0-0		0-0-0		HOME		0-0-0		0-0-0		3-4-0								
9-10-0		0-0-0		0-1-0		AWAY		2-1-0		1-0-0		6-8-0								
6-6-0		0-0-0		0-0-0		NEUTRAL		0-0-0		0-0-0		6-6-0								
11-12-0		0-0-0		0-1-0		NON-CONFERENCE		0-0-0		1-0-0		10-11-0								
0-1-0		0-0-0		0-0-0		HOME		0-0-0		0-0-0		0-1-0								
5-5-0		0-0-0		0-0-		AWAY		0-0-0		1-0-0		4-4-0								
6-6-0		0-0-0		0-0-0		NEUTRAL		0-0-0		0-0-0		6-6-0								
7-8-0		0-0-0		0-0-0		CONFERENCE		2-1-0		0-0-0		5-7-0								
3-3-0		0-0-0		0-0-0		HOME		0-0-0		0-0-0		3-3-0								
4-5-0		0-0-0		0-0-0		AWAY		2-1-0		0-0-0		2-4-0								
0-0-0		0-0-0		0-0-0		NEUTRAL		0-0-0		0-0-0		0-0-0								
RPI	S	Opponent	Score		RPI	S	Opponent	Score		RPI	S	Opponent	Score							
					39	A	Ohio St.	0	4	84	A	Kent St.	3	5	128	A	High Point	11	7	
										84	A	Kent St.	6	4	163	A	Marshall I	2	6	
										84	A	Kent St.	5	3	163	H	Marshall I	6	7	
															166	A	Morehead St.	8	9	
															183	H	Eastern Mi ch.	5	4	
															183	H	Eastern Mi ch.	4	6	
															183	H	Eastern Mi ch.	3	4	
															187	A	Tol edo	15	4	
															187	A	Tol edo	1	8	
															187	A	Tol edo	2	3	
															188	H	Northern Ill.	12	4	
															188	H	Northern Ill.	6	1	
															188	H	Northern Ill.	5	6	
															211	N	Maine	1	2	
															211	N	Maine	1	5	
															211	N	Maine	7	5	
															211	N	Maine	6	2	
															224	A	USC Upstate	10	5	
															224	A	USC Upstate	7	12	
															224	A	USC Upstate	1	8	
															259	A	Bowl ing Green	1	3	
															259	A	Bowl ing Green	4	6	
															259	A	Bowl ing Green	11	3	
															262	A	Towson	9	8	
															262	A	Towson	10	9	
															262	A	Towson	5	2	
															273	N	Omaha	5	6	
															273	N	Omaha	4	1	
															273	N	Omaha	0	4	
															273	N	Omaha	5	2	
															283	N	Ri der	6	5	
															283	N	Ri der	10	2	
															283	N	Ri der	4	6	
															283	N	Ri der	5	6	
LAST 10 GAMES																				

Non-Div. I Games:	Shawnee St.	6	5
--------------------------	--------------------	----------	----------

Ohh o

Average RPI Win:		172	WON-LOST RECORD		WINNING PCT. RANK		LAST 10 GAMES		STRENGTH OF SCHEDULE		OPP. STRENGTH OF SCHEDULE		TEAM RPI		ADJ RPI		CONF. RPI		ADJ CONF. RPI				
DIV. I ONLY			10-29-0		.25641 280		2-8-0		152		187		248		.44345 248		24		24				
DIV. I NON-CONF.			5-16-0		.2381 260		1-1-0		60		135		225		.4654 224		22		22				
TOTALS		RPI 1-25		RPI 26-50		W-L RECORDS		RPI 51-100		RPI 101-150		RPI 150+											
10-29-0		0-5-0		0-0-0		OVERALL		3-6-0		1-2-0		6-16-0											
5-8-0		0-0-0		0-0-0		HOME		1-0-0		1-2-0		3-6-0											
5-21-0		0-5-0		0-0-0		AWAY		2-6-0		0-0-0		3-10-0											
0-0-0		0-0-0		0-0-0		NEUTRAL		0-0-0		0-0-0		0-0-0											
5-16-0		0-5-0		0-0-0		NON-CONFERENCE		2-4-0		0-0-0		3-7-0											
3-4-0		0-0-0		0-0-0		HOME		1-0-0		0-0-0		2-4-0											
2-12-0		0-5-0		0-0-		AWAY		1-4-0		0-0-0		1-3-0											
0-0-0		0-0-0		0-0-0		NEUTRAL		0-0-0		0-0-0		0-0-0											
5-13-0		0-0-0		0-0-0		CONFERENCE		1-2-0		1-2-0		3-9-0											
2-4-0		0-0-0		0-0-0		HOME		0-0-0		1-2-0		1-2-0											
3-9-0		0-0-0		0-0-0		AWAY		1-2-0		0-0-0		2-7-0											
0-0-0		0-0-0		0-0-0		NEUTRAL		0-0-0		0-0-0		0-0-0											
RPI	S	Opponent		Score		RPI	S	Opponent		Score		RPI	S	Opponent		Score		RPI	S	Opponent		Score	
9	A	NC State		11	15					92	A	Liberty	1	8	137	H	Campbell I	1	10				
9	A	NC State		2	6					92	A	Liberty	8	19	137	H	Campbell I	20	7				
11	A	Florida St.		3	4					92	A	Liberty	7	4	137	H	Campbell I	5	9				
11	A	Florida St.		2	9					96	A	Wofford	10	4	159	A	Lipscomb	6	3				
11	A	Florida St.		2	4					96	H	Wofford	5	3	159	A	Lipscomb	2	3				
										99	A	ETSU	4	12	159	A	Lipscomb	2	4				
										100	A	Mercer	4	5	172	H	Manhattan	9	3				
										100	A	Mercer	2	9	172	H	Manhattan	3	8				
										100	A	Mercer	4	15	172	H	Manhattan	2	16				
															175	H	Boston College	0	8				
															193	A	Winthrop	1	2				
															193	A	Winthrop	0	3				
															193	A	Winthrop	3	4				
															220	A	Radford	5	12				
															220	A	Radford	8	2				
															220	A	Radford	5	4				
															224	A	USC Upstate	5	9				
															224	H	USC Upstate	3	10				
															261	H	Presbyteri an	2	13				
															261	H	Presbyteri an	7	12				
															261	H	Presbyteri an	7	5				
															268	H	Western Caro.	8	4				
															276	A	Longwood	0	5				
															276	A	Longwood	0	3				
															276	A	Longwood	12	15				
						LAST 10 GAMES																	
						193	A	Winthrop	3	4	276	A	Longwood	12	15								
						193	A	Winthrop	0	3	276	A	Longwood	0	3								
						193	A	Winthrop	1	2	224	H	USC Upstate	3	10								
						96	H	Wofford	5	3	261	H	Presbyteri an	7	5								
						276	A	Longwood	0	5	261	H	Presbyteri an	2	13								

Non-Div. I Games:

UNC Asheville

Average RPI Win:	157	WON-LOST RECORD	WINNING PCT. RANK	LAST 10 GAMES	STRENGTH OF SCHEDULE	OPP. STRENGTH OF SCHEDULE	TEAM RPI	ADJ RPI	CONF. RPI	ADJ CONF. RPI		
DIV. I ONLY		12-26-0	.31579	258	2-8-0	163	125	249	.44163	249	11	11
DIV. I NON-CONF.		7-13-0	.35	224	0-2-0	192	207	259	.43364	259	13	13
<hr/>												
TOTALS	RPI 1-25	RPI 26-50		W-L RECORDS		RPI 51-100		RPI 101-150		RPI 150+		
12-26-0	1-3-0	0-1-0		OVERALL		0-1-0		4-10-0		7-11-0		
9-13-0	1-2-0	0-0-0		HOME		0-0-0		2-4-0		6-7-0		
2-11-0	0-1-0	0-0-0		AWAY		0-1-0		1-6-0		1-3-0		
1-2-0	0-0-0	0-1-0		NEUTRAL		0-0-0		1-0-0		0-1-0		
7-13-0	0-1-0	0-1-0		NON-CONFERENCE		0-1-0		3-5-0		4-5-0		
6-7-0	0-0-0	0-0-0		HOME		0-0-0		2-4-0		4-3-0		
0-4-0	0-1-0	0-0-		AWAY		0-1-0		0-1-0		0-1-0		
1-2-0	0-0-0	0-1-0		NEUTRAL		0-0-0		1-0-0		0-1-0		
5-13-0	1-2-0	0-0-0		CONFERENCE		0-0-0		1-5-0		3-6-0		
3-6-0	1-2-0	0-0-0		HOME		0-0-0		0-0-0		2-4-0		
2-7-0	0-0-0	0-0-0		AWAY		0-0-0		1-5-0		1-2-0		
0-0-0	0-0-0	0-0-0		NEUTRAL		0-0-0		0-0-0		0-0-0		
RPI	S	Opponent	Score	RPI	S	Opponent	Score	RPI	S	Opponent	Score	
10	A	East Carolina	3 10	45	N	Iowa	1 4	74	A	Virginia	0 4	
14	H	Fla. Atlantic	7 12					104	A	Rice	0 9	
14	H	Fla. Atlantic	2 1					104	A	Rice	1 18	
14	H	Fla. Atlantic	5 10					104	A	Rice	3 4	
								108	A	Charlotte	7 0	
								108	A	Charlotte	3 4	
								108	A	Charlotte	3 5	
								121	H	Kansas St.	11 8	
								121	H	Kansas St.	3 11	
								121	H	Kansas St.	5 11	
								140	H	Rutgers	4 3	
								140	H	Rutgers	6 9	
								140	H	Rutgers	6 7	
								141	N	Saint Louis	8 3	
								142	A	Virginia Tech	5 6	
								151	A	FIU	4 5	
								151	A	FIU	7 8	
								151	A	FIU	4 3	
								169	H	VMI	19 4	
								171	H	Richmond	4 2	
								181	H	Middle Tenn.	5 10	
								181	H	Middle Tenn.	2 5	
								181	H	Middle Tenn.	8 7	
								192	H	Quinnipiac	6 8	
								192	H	Quinnipiac	11 0	
								192	H	Quinnipiac	2 5	
								198	H	UAB	3 6	
								198	H	UAB	12 0	
								198	H	UAB	5 7	
								204	N	Oakland	4 5	
								213	A	William & Mary	3 4	
								213	H	William & Mary	2 5	
								295	H	Norfolk St.	9 1	

Non-Div. I Games:

Ol d Domi ni on

Average RPI Win: 219		WON-LOST RECORD		WINNING PCT. RANK		LAST 10 GAMES		STRENGTH OF SCHEDULE		OPP. STRENGTH OF SCHEDULE		TEAM RPI		ADJ RPI		CONF. RPI		ADJ CONF. RPI	
DIV. I ONLY		10-23-0		.30303 265		3-7-0		228		232		250		.44139 250		27		27	
DIV. I NON-CONF.		5-15-0		.25 254		1-4-0		278		198		273		.41809 272		28		28	
TOTALS		RPI 1-25		RPI 26-50		W-L RECORDS		RPI 51-100		RPI 101-150		RPI 150+							
10-23-0		0-0-0		0-0-0		OVERALL		2-10-0		1-0-0		7-13-0							
1-4-0		0-0-0		0-0-0		HOME		0-3-0		0-0-0		1-1-0							
7-16-0		0-0-0		0-0-0		AWAY		2-7-0		0-0-0		5-9-0							
2-3-0		0-0-0		0-0-0		NEUTRAL		0-0-0		1-0-0		1-3-0							
5-15-0		0-0-0		0-0-0		NON-CONFERENCE		1-4-0		1-0-0		3-11-0							
0-0-0		0-0-0		0-0-0		HOME		0-0-0		0-0-0		0-0-0							
3-12-0		0-0-0		0-0-		AWAY		1-4-0		0-0-0		2-8-0							
2-3-0		0-0-0		0-0-0		NEUTRAL		0-0-0		1-0-0		1-3-0							
5-8-0		0-0-0		0-0-0		CONFERENCE		1-6-0		0-0-0		4-2-0							
1-4-0		0-0-0		0-0-0		HOME		0-3-0		0-0-0		1-1-0							
4-4-0		0-0-0		0-0-0		AWAY		1-3-0		0-0-0		3-1-0							
0-0-0		0-0-0		0-0-0		NEUTRAL		0-0-0		0-0-0		0-0-0							
RPI	S	Opponent		Score		RPI	S	Opponent		Score		RPI	S	Opponent		Score			
						58	A	LSU	0	7		136	N	Southeastern La.	5	3			
						70	H	Wagner	3	14		178	A	Monmouth	2	3			
						70	H	Wagner	7	14		187	N	Toledo	2	7			
						70	H	Wagner	4	9		189	A	Yale	2	5			
						87	A	Kennesaw St.	6	7		191	A	Hartford	10	12			
						87	A	Kennesaw St.	4	2		201	N	Stony Brook	6	7			
						87	A	Kennesaw St.	2	3		207	A	Nicholls St.	0	10			
						89	A	Rhode Island	3	5		207	A	Nicholls St.	6	21			
						93	A	Bryant	6	15		211	N	Maine	9	8			
						93	A	Bryant	3	4		221	A	Fairfield	3	6			
						93	A	Bryant	9	6		237	A	Saint Joseph's	1	13			
						93	A	Bryant	4	5		265	A	La Salle	0	2			
												270	A	Central Conn. St.	9	5			
												270	A	Central Conn. St.	6	4			
												270	A	Central Conn. St.	20	9			
												270	A	Central Conn. St.	4	7			
												278	N	Iona	5	6			
												280	H	Mt. St. Mary's	6	7			
												280	H	Mt. St. Mary's	11	5			
												282	A	Villanova	3	2			
												295	A	Norfolk St.	9	4			
LAST 10 GAMES																			
						93	A	Bryant	6	15		191	A	Hartford	10	12			
						93	A	Bryant	9	6		178	A	Monmouth	2	3			
						93	A	Bryant	3	4		211	N	Maine	9	8			
						93	A	Bryant	4	5		189	A	Yale	2	5			
						221	A	Fairfield	3	6		270	A	Central Conn. St.	6	4			

Non-Div. I Games:

Sacred Heart

Average RPI Win: 225		WON-LOST RECORD		WINNING PCT. RANK		LAST 10 GAMES		STRENGTH OF SCHEDULE		OPP. STRENGTH OF SCHEDULE		TEAM RPI		ADJ RPI		CONF. RPI		ADJ CONF. RPI	
DIV. I ONLY		10-17-0		.37037 233		5-5-0		271		166		251		.44117 251		26		26	
DIV. I NON-CONF.		3-12-0		.2 274		0-1-0		167		54		243		.45069 243		25		25	
TOTALS		RPI 1-25		RPI 26-50		W-L RECORDS		RPI 51-100		RPI 101-150		RPI 150+							
10-17-0		0-0-0		0-0-0		OVERALL		0-4-0		1-4-0		9-9-0							
3-5-0		0-0-0		0-0-0		HOME		0-1-0		0-0-0		3-4-0							
7-12-0		0-0-0		0-0-0		AWAY		0-3-0		1-4-0		6-5-0							
0-0-0		0-0-0		0-0-0		NEUTRAL		0-0-0		0-0-0		0-0-0							
3-12-0		0-0-0		0-0-0		NON-CONFERENCE		0-4-0		1-4-0		2-4-0							
0-2-0		0-0-0		0-0-0		HOME		0-1-0		0-0-0		0-1-0							
3-10-0		0-0-0		0-0-		AWAY		0-3-0		1-4-0		2-3-0							
0-0-0		0-0-0		0-0-0		NEUTRAL		0-0-0		0-0-0		0-0-0							
7-5-0		0-0-0		0-0-0		CONFERENCE		0-0-0		0-0-0		7-5-0							
3-3-0		0-0-0		0-0-0		HOME		0-0-0		0-0-0		3-3-0							
4-2-0		0-0-0		0-0-0		AWAY		0-0-0		0-0-0		4-2-0							
0-0-0		0-0-0		0-0-0		NEUTRAL		0-0-0		0-0-0		0-0-0							
RPI	S	Opponent	Score	RPI	S	Opponent	Score	RPI	S	Opponent	Score	RPI	S	Opponent	Score				
								60	A	South Carolina	2	9		101	A	UNCW	1	11	
								60	A	South Carolina	4	6		101	A	UNCW	5	7	
								60	A	South Carolina	3	7		101	A	UNCW	5	8	
								62	H	Seton Hall	8	28		101	A	UNCW	8	9	
														140	A	Rutgers	6	5	
														171	A	Richmond	3	7	
														178	H	Monmouth	1	7	
														200	A	Columbia	0	2	
														200	A	Columbia	7	6	
														200	A	Columbia	10	5	
														206	A	Georgetown	10	4	
														206	A	Georgetown	1	3	
														206	A	Georgetown	5	3	
														206	A	Georgetown	3	5	
														243	H	Cornell	7	6	
														243	H	Cornell	10	4	
														243	H	Cornell	2	5	
														266	A	Brown	7	4	
														266	A	Brown	4	3	
														266	A	Brown	0	12	
														277	H	Penn	3	0	
														277	H	Penn	1	10	
														277	H	Penn	2	7	
				LAST 10 GAMES															
				200	A	Columbia	7 6	277	H	Penn	1	10							
				200	A	Columbia	0 2	62	H	Seton Hall	8	28							
				200	A	Columbia	10 5	266	A	Brown	0	12							
				277	H	Penn	2 7	266	A	Brown	7	4							
				277	H	Penn	3 0	266	A	Brown	4	3							

Non-Div. I Games:

Princeton

Average RPI Win: 205		WON-LOST	WINNING	LAST 10	STRENGTH OF		OPP. STRENGTH	TEAM	ADJ	CONF.	ADJ CONF.
Average RPI Loss: 150		RECORD	PCT. RANK	GAMES	SCHEDULE		OF SCHEDULE	RPI	RPI	RPI	RPI
DIV. I ONLY		10-25-0	.28571	268	3-7-0		157	237	252	.43981	252
DIV. I NON-CONF.		6-17-0	.26087	251	0-3-0		196	212	249	.44016	249
TOTALS		RPI 1-25	RPI 26-50		W-L RECORDS		RPI 51-100		RPI 101-150		RPI 150+
10-25-0		0-2-0	0-0-0		OVERALL		0-1-0		2-13-0		8-9-0
6-8-0		0-0-0	0-0-0		HOME		0-0-0		1-5-0		5-3-0
3-17-0		0-2-0	0-0-0		AWAY		0-1-0		1-8-0		2-6-0
1-0-0		0-0-0	0-0-0		NEUTRAL		0-0-0		0-0-0		1-0-0
6-17-0		0-2-0	0-0-0		NON-CONFERENCE		0-1-0		0-6-0		6-8-0
3-2-0		0-0-0	0-0-0		HOME		0-0-0		0-0-0		3-2-0
2-15-0		0-2-0	0-0-		AWAY		0-1-0		0-6-0		2-6-0
1-0-0		0-0-0	0-0-0		NEUTRAL		0-0-0		0-0-0		1-0-0
4-8-0		0-0-0	0-0-0		CONFERENCE		0-0-0		2-7-0		2-1-0
3-6-0		0-0-0	0-0-0		HOME		0-0-0		1-5-0		2-1-0
1-2-0		0-0-0	0-0-0		AWAY		0-0-0		1-2-0		0-0-0
0-0-0		0-0-0	0-0-0		NEUTRAL		0-0-0		0-0-0		0-0-0
RPI S	Opponent	Score	RPI S	Opponent	Score	RPI S	Opponent	Score	RPI S	Opponent	Score
8 A	Arkansas	0 11				96 A	Wofford	2 4	112 A	Wright St.	2 11
8 A	Arkansas	1 18							112 A	Wright St.	3 7
									114 H	George Washi ngton	2 17
									114 H	George Washi ngton	2 9
									114 H	George Washi ngton	15 9
									128 A	Hi gh Poi nt	2 12
									128 A	Hi gh Poi nt	3 4
									128 A	Hi gh Poi nt	7 8
									141 H	Sai nt Loui s	4 17
									141 H	Sai nt Loui s	4 8
									141 H	Sai nt Loui s	8 9
									142 A	Vi rgi ni a Tech	3 19
									146 A	VCU	6 1
									146 A	VCU	1 10
									146 A	VCU	4 9
									174 H	Eastern Ky.	6 11
									182 A	Bal l St.	2 3
									182 A	Bal l St.	4 3
									182 H	Bal l St.	3 0
									182 H	Bal l St.	2 10
									183 H	Eastern Mi ch.	11 9
									187 A	Tol edo	6 7
									191 H	Hartford	7 4
									224 A	USC Upstate	2 15
									224 A	USC Upstate	0 8
									224 A	USC Upstate	6 5
									224 A	USC Upstate	8 10
									259 A	Bowling Green	4 5
									263 N	Evansville	6 3
									284 H	St. Bonaventure	7 4
									284 H	St. Bonaventure	0 2
									284 H	St. Bonaventure	12 0
LAST 10 GAMES			LAST 10 GAMES			LAST 10 GAMES			LAST 10 GAMES		
284 H	St. Bonaventure	12 0	141 H	Saint Louis	4 17	141 H	Saint Louis	4 8	263 N	Evansville	6 3
284 H	St. Bonaventure	0 2	141 H	Saint Louis	4 8	141 H	Saint Louis	8 9	284 H	St. Bonaventure	7 4
284 H	St. Bonaventure	7 4	141 H	Saint Louis	8 9	141 H	Saint Louis	8 9	284 H	St. Bonaventure	0 2
112 A	Wright St.	2 11	187 A	Tol edo	6 7	187 A	Tol edo	6 7	284 H	St. Bonaventure	12 0
174 H	Eastern Ky.	6 11	146 A	VCU	6 1	146 A	VCU	6 1			

Non-Div. I Games:

Dayton

Average RPI Win:		153	WON-LOST RECORD		WINNING PCT. RANK		LAST 10 GAMES		STRENGTH OF SCHEDULE		OPP. STRENGTH OF SCHEDULE		TEAM RPI		ADJ RPI		CONF. RPI		ADJ CONF. RPI	
DIV. I ONLY			6-29-0		.17143 294		2-7-0		82		204		253		.43698 253		19		19	
DIV. I NON-CONF.			2-15-0		.11765 286		0-5-0		25		75		222		.46523 225		19		19	
TOTALS		RPI 1-25		RPI 26-50		W-L RECORDS		RPI 51-100		RPI 101-150		RPI 150+								
6-29-0		1-2-0		1-6-0		OVERALL		0-2-0		0-3-0		4-16-0								
3-6-0		0-0-0		0-0-0		HOME		0-0-0		0-0-0		3-6-0								
3-23-0		1-2-0		1-6-0		AWAY		0-2-0		0-3-0		1-10-0								
0-0-0		0-0-0		0-0-0		NEUTRAL		0-0-0		0-0-0		0-0-0								
2-15-0		0-0-0		1-6-0		NON-CONFERENCE		0-2-0		0-3-0		1-4-0								
0-0-0		0-0-0		0-0-0		HOME		0-0-0		0-0-0		0-0-0								
2-15-0		0-0-0		1-0-		AWAY		0-2-0		0-3-0		1-4-0								
0-0-0		0-0-0		0-0-0		NEUTRAL		0-0-0		0-0-0		0-0-0								
4-14-0		1-2-0		0-0-0		CONFERENCE		0-0-0		0-0-0		3-12-0								
3-6-0		0-0-0		0-0-0		HOME		0-0-0		0-0-0		3-6-0								
1-8-0		1-2-0		0-0-0		AWAY		0-0-0		0-0-0		0-6-0								
0-0-0		0-0-0		0-0-0		NEUTRAL		0-0-0		0-0-0		0-0-0								
RPI	S	Opponent		Score		RPI	S	Opponent		Score		RPI	S	Opponent		Score				
25	A	Tennessee Tech		11 13		35	A	Southern Miss.		13 10		71	A	Tennessee		1 15				
25	A	Tennessee Tech		4 3		35	A	Southern Miss.		2 16		71	A	Tennessee		0 9				
25	A	Tennessee Tech		5 12		35	A	Southern Miss.		4 13				119 A Central Ark.		3 4				
						37	A	Troy		2 6				119 A Central Ark.		4 10				
						37	A	Troy		4 10				119 A Central Ark.		0 3				
						37	A	Troy		2 14				152 A Cincinnati		3 6				
						37	A	Troy		1 12				152 A Cincinnati		7 5				
														152 A Cincinnati		3 4				
														152 A Cincinnati		1 6				
														166 A Morehead St.		5 15				
														166 A Morehead St.		7 18				
														166 A Morehead St.		2 25				
														174 H Eastern Ky.		4 9				
														174 H Eastern Ky.		6 7				
														174 H Eastern Ky.		3 5				
														210 A Arkansas St.		5 13				
														231 H Southeast Mo. St.		1 17				
														231 H Southeast Mo. St.		8 7				
														231 H Southeast Mo. St.		7 8				
														236 H SIUE		6 17				
														236 H SIUE		7 1				
														236 H SIUE		9 5				
														269 A Belmont		8 9				
														269 A Belmont		3 6				
														269 A Belmont		11 14				
						LAST 10 GAMES														
						236	H	SIUE		6 17		119	A	Central Ark.		4 10				
						236	H	SIUE		7 1		71	A	Tennessee		1 15				
						236	H	SIUE		9 5		71	A	Tennessee		0 9				
						119	A	Central Ark.		3 4		166	A	Morehead St.		7 18				
						119	A	Central Ark.		0 3		166	A	Morehead St.		2 25				

Non-Div. I Games: Union (TN) 11 5 Union (TN) 11 15

UT Martin

Average RPI Win:		247	WON-LOST RECORD		WINNING PCT. RANK		LAST 10 GAMES		STRENGTH OF SCHEDULE		OPP. STRENGTH OF SCHEDULE		TEAM RPI		ADJ RPI		CONF. RPI		ADJ CONF. RPI	
DIV. I ONLY			13-28-0		.31707 256		1-3-0		217		267		254		.43698 253		18		18	
DIV. I NON-CONF.			11-13-0		.45833 172		1-0-0		234		294		177		.48621 176		20		20	
TOTALS		RPI 1-25		RPI 26-50		W-L RECORDS		RPI 51-100		RPI 101-150		RPI 150+								
13-28-0		0-0-0		0-0-0		OVERALL		0-6-0		1-10-0		12-12-0								
3-8-0		0-0-0		0-0-0		HOME		0-3-0		0-3-0		3-2-0								
8-20-0		0-0-0		0-0-0		AWAY		0-3-0		1-7-0		7-10-0								
2-0-0		0-0-0		0-0-0		NEUTRAL		0-0-0		0-0-0		2-0-0								
11-13-0		0-0-0		0-0-0		NON-CONFERENCE		0-3-0		1-4-0		10-6-0								
1-0-0		0-0-0		0-0-0		HOME		0-0-0		0-0-0		1-0-0								
8-13-0		0-0-0		0-0-		AWAY		0-3-0		1-4-0		7-6-0								
2-0-0		0-0-0		0-0-0		NEUTRAL		0-0-0		0-0-0		2-0-0								
2-15-0		0-0-0		0-0-0		CONFERENCE		0-3-0		0-6-0		2-6-0								
2-8-0		0-0-0		0-0-0		HOME		0-3-0		0-3-0		2-2-0								
0-7-0		0-0-0		0-0-0		AWAY		0-0-0		0-3-0		0-4-0								
0-0-0		0-0-0		0-0-0		NEUTRAL		0-0-0		0-0-0		0-0-0								
RPI	S	Opponent	Score		RPI	S	Opponent	Score		RPI	S	Opponent	Score							
							80 H Army West Point	5	10			116 H Holy Cross	6	7						
							80 H Army West Point	2	13			116 H Holy Cross	1	2						
							80 H Army West Point	1	22			116 H Holy Cross	4	6						
							83 A UNCG	5	13			125 A Navy	9	20						
							83 A UNCG	5	14			125 A Navy	0	6						
							83 A UNCG	2	5			125 A Navy	9	10						
												135 A Davidson	6	3						
												135 A Davidson	0	4						
												135 A Davidson	1	2						
												140 A Rutgers	2	4						
												146 A VCU	6	8						
												161 N Delaware	9	4						
												169 A VMI	1	8						
												169 A VMI	5	10						
												169 A VMI	6	11						
												216 A Bucknell I	1	5						
												216 A Bucknell I	1	2						
												216 A Bucknell I	5	9						
												217 A Lehi gh	2	5						
												217 H Lehi gh	1	7						
												217 H Lehi gh	2	5						
												217 H Lehi gh	1	0						
												217 H Lehi gh	8	7						
												226 A George Mason	3	2						
												226 A George Mason	12	13						
												226 A George Mason	3	12						
LAST 10 GAMES												237 A Sai nt Joseph' s	9	1						
							161 N Delaware	9	4			276 A Longwood	10	6						
							80 H Army West Point	1	22			282 H Vi llanova	7	6						
							116 H Hol y Cross	6	7			283 N Ri der	9	8						
							116 H Hol y Cross	1	2			291 A Fai rlei gh Di cki nson	10	2						
							116 H Hol y Cross	4	6			296 A UMES	8	0						
							217 A Lehi gh	2	5			296 A UMES	5	3						
												296 A UMES	6	2						

Non-Div. I Games:

Lafayette

RPI	S	Opponent	Score
296	A	UMES	4 12

Lafayette

Average RPI Win: 204		WON-LOST	WINNING	LAST 10	STRENGTH OF		OPP. STRENGTH	TEAM	ADJ	CONF.	ADJ CONF.
Average RPI Loss: 143		RECORD	PCT. RANK	GAMES	SCHEDULE		OF SCHEDULE	RPI	RPI	RPI	RPI
DIV. I ONLY		13-29-0	.30952	260	2-8-0		196	168	255	.4359	255
DIV. I NON-CONF.		9-15-0	.375	217	1-1-0		183	117	227	.46383	227
TOTALS		RPI 1-25	RPI 26-50		W-L RECORDS		RPI 51-100		RPI 101-150		RPI 150+
13-29-0		1-2-0	0-0-0		OVERALL		2-6-0		0-11-0		10-10-0
6-16-0		1-0-0	0-0-0		HOME		0-1-0		0-10-0		5-5-0
7-13-0		0-2-0	0-0-0		AWAY		2-5-0		0-1-0		5-5-0
0-0-0		0-0-0	0-0-0		NEUTRAL		0-0-0		0-0-0		0-0-0
9-15-0		1-2-0	0-0-0		NON-CONFERENCE		2-3-0		0-5-0		6-5-0
4-9-0		1-0-0	0-0-0		HOME		0-1-0		0-4-0		3-4-0
5-6-0		0-2-0	0-0-		AWAY		2-2-0		0-1-0		3-1-0
0-0-0		0-0-0	0-0-0		NEUTRAL		0-0-0		0-0-0		0-0-0
4-14-0		0-0-0	0-0-0		CONFERENCE		0-3-0		0-6-0		4-5-0
2-7-0		0-0-0	0-0-0		HOME		0-0-0		0-6-0		2-1-0
2-7-0		0-0-0	0-0-0		AWAY		0-3-0		0-0-0		2-4-0
0-0-0		0-0-0	0-0-0		NEUTRAL		0-0-0		0-0-0		0-0-0
RPI S	Opponent	Score		RPI S	Opponent	Score		RPI S	Opponent	Score	
7 A	Georgia	0	7					60 A	South Carolina	0	7
7 H	Georgia	5	4					60 A	South Carolina	2	14
17 A	Clemson	0	5					60 A	South Carolina	4	2
								61 A	Col. of Charleston	3	2
								61 H	Col. of Charleston	4	5
								92 A	Liberty	0	4
								92 A	Liberty	4	8
								92 A	Liberty	1	9
								108 A	Charlotte	2	3
								108 H	Charlotte	3	14
								116 H	Holy Cross	2	5
								116 H	Holy Cross	0	5
								116 H	Holy Cross	0	8
								128 H	High Point	2	9
								128 H	High Point	3	4
								128 H	High Point	2	7
								137 H	Campbell	2	18
								137 H	Campbell	3	4
								137 H	Campbell	5	6
								161 H	Delaware	0	1
								161 H	Delaware	6	3
								161 H	Delaware	2	6
								220 A	Radford	3	1
								220 A	Radford	1	3
								220 A	Radford	6	12
								224 A	USC Upstate	6	1
								224 H	USC Upstate	3	7
								261 A	Presbyterian	4	2
								261 A	Presbyterian	4	7
								261 A	Presbyterian	1	9
								264 A	The Citadel	2	6
								264 A	The Citadel	6	3
								264 H	The Citadel	1	8
								264 H	The Citadel	7	6
								276 H	Longwood	6	0
								276 H	Longwood	9	5
								276 H	Longwood	5	7
								292 A	Savannah St.	7	5
								292 H	Savannah St.	6	5
				LAST 10 GAMES							
				220 A	Radford	1	3	92 A	Liberty	4	8
				220 A	Radford	3	1	92 A	Liberty	0	4
				220 A	Radford	6	12	108 A	Charlotte	2	3
				264 H	The Citadel	7	6	128 H	High Point	3	4
				92 A	Liberty	1	9	128 H	High Point	2	9

Non-Div. I Games:

Charleston So.

Average RPI Win: 251		WON-LOST	WINNING	LAST 10	STRENGTH OF		OPP. STRENGTH	TEAM	ADJ	CONF.	ADJ CONF.
Average RPI Loss: 122		RECORD	PCT. RANK	GAMES	SCHEDULE		OF SCHEDULE	RPI	RPI	RPI	RPI
DIV. I ONLY		14-22-0	.38889	220	1-8-0		250	203	256	.43555	256
DIV. I NON-CONF.		9-8-0	.52941	127	1-1-0		290	255	247	.44253	247
TOTALS		RPI 1-25	RPI 26-50		W-L RECORDS		RPI 51-100		RPI 101-150		RPI 150+
14-22-0		0-4-0	0-0-0		OVERALL		0-8-0		1-4-0		13-6-0
10-7-0		0-3-0	0-0-0		HOME		0-1-0		0-1-0		10-2-0
2-15-0		0-1-0	0-0-0		AWAY		0-7-0		1-3-0		1-4-0
2-0-0		0-0-0	0-0-0		NEUTRAL		0-0-0		0-0-0		2-0-0
9-8-0		0-1-0	0-0-0		NON-CONFERENCE		0-1-0		1-4-0		8-2-0
5-2-0		0-0-0	0-0-0		HOME		0-0-0		0-1-0		5-1-0
2-6-0		0-1-0	0-0-		AWAY		0-1-0		1-3-0		1-1-0
2-0-0		0-0-0	0-0-0		NEUTRAL		0-0-0		0-0-0		2-0-0
5-14-0		0-3-0	0-0-0		CONFERENCE		0-7-0		0-0-0		5-4-0
5-5-0		0-3-0	0-0-0		HOME		0-1-0		0-0-0		5-1-0
0-9-0		0-0-0	0-0-0		AWAY		0-6-0		0-0-0		0-3-0
0-0-0		0-0-0	0-0-0		NEUTRAL		0-0-0		0-0-0		0-0-0
RPI S	Opponent	Score	RPI S	Opponent	Score	RPI S	Opponent	Score	RPI S	Opponent	Score
5 A	Ole Miss	6 7				65 A	Missouri St.	4 5	102 A	Kansas	3 5
25 H	Tennessee Tech	2 9				79 A	Austin Peay	7 8	102 A	Kansas	10 5
25 H	Tennessee Tech	7 23				79 A	Austin Peay	7 19	102 A	Kansas	1 4
25 H	Tennessee Tech	5 15				79 A	Austin Peay	2 10	127 A	Southern Ill.	9 11
						79 H	Austin Peay	11 14	127 H	Southern Ill.	5 23
						85 A	Jacksonville St.	3 21	227 H	Eastern Ill.	5 0
						85 A	Jacksonville St.	3 5	227 H	Eastern Ill.	13 7
						85 A	Jacksonville St.	4 13	227 H	Eastern Ill.	7 4
									231 A	Southeast Mo. St.	6 8
									231 A	Southeast Mo. St.	4 7
									231 A	Southeast Mo. St.	5 7
									236 H	SIUE	9 8
									236 H	SIUE	7 10
									236 H	SIUE	6 5
									263 A	Evansville	8 3
									263 H	Evansville	11 9
									286 A	Alabama A&M	1 4
									289 H	Western Ill.	4 3
									289 N	Western Ill.	5 4
									289 N	Western Ill.	11 5
									290 H	Fort Wayne	16 4
									290 H	Fort Wayne	5 7
									290 H	Fort Wayne	13 2
									290 H	Fort Wayne	15 4
			LAST 10 GAMES								
			231 A	Southeast Mo. St.	5 7	25 H	Tennessee Tech	2 9			
			231 A	Southeast Mo. St.	6 8	25 H	Tennessee Tech	5 15			
			231 A	Southeast Mo. St.	4 7	79 H	Austin Peay	11 14			
			127 A	Southern Ill.	9 11	263 A	Evansville	8 3			
			25 H	Tennessee Tech	7 23	263 H	Evansville	11 9			

Non-Div. I Games: Kentucky St.

10 6

Brescia

10 0

Harris-Stowe

8 5

Murray St.

Average RPI Win:		253	WON-LOST RECORD		WINNING PCT. RANK		LAST 10 GAMES		STRENGTH OF SCHEDULE		OPP. STRENGTH OF SCHEDULE		TEAM RPI		ADJ RPI		CONF. RPI		ADJ CONF. RPI	
DIV. I ONLY			7-29-0		.19444 289		2-8-0		72		281		257		.43481 257		20		21	
DIV. I NON-CONF.			5-16-0		.2381 260		0-2-0		59		283		238		.4562 238		24		24	
TOTALS		RPI 1-25		RPI 26-50		W-L RECORDS		RPI 51-100		RPI 101-150		RPI 150+								
7-29-0		0-0-0		0-6-0		OVERALL		0-2-0		0-9-0		7-12-0								
3-5-0		0-0-0		0-0-0		HOME		0-0-0		0-3-0		3-2-0								
0-21-0		0-0-0		0-4-0		AWAY		0-2-0		0-6-0		0-9-0								
4-3-0		0-0-0		0-2-0		NEUTRAL		0-0-0		0-0-0		4-1-0								
5-16-0		0-0-0		0-6-0		NON-CONFERENCE		0-2-0		0-3-0		5-5-0								
1-1-0		0-0-0		0-0-0		HOME		0-0-0		0-0-0		1-1-0								
0-12-0		0-0-0		0-0-		AWAY		0-2-0		0-3-0		0-3-0								
4-3-0		0-0-0		0-2-0		NEUTRAL		0-0-0		0-0-0		4-1-0								
2-13-0		0-0-0		0-0-0		CONFERENCE		0-0-0		0-6-0		2-7-0								
2-4-0		0-0-0		0-0-0		HOME		0-0-0		0-3-0		2-1-0								
0-9-0		0-0-0		0-0-0		AWAY		0-0-0		0-3-0		0-6-0								
0-0-0		0-0-0		0-0-0		NEUTRAL		0-0-0		0-0-0		0-0-0								
RPI	S	Opponent	Score	RPI	S	Opponent	Score	RPI	S	Opponent	Score	RPI	S	Opponent	Score					
				26	N	Indiana	2 7	76	A	Bradley	1 16	120	A	New Mexico St.	4 12					
				31	A	Missouri	3 5	97	A	Notre Dame	4 18	120	A	New Mexico St.	7 12					
				40	N	Minnesota	5 16					120	A	New Mexico St.	2 15					
				47	A	UCF	0 8					141	A	Saint Louis	0 4					
				47	A	UCF	1 20					141	A	Saint Louis	4 8					
				47	A	UCF	0 10					141	A	Saint Louis	2 7					
												147	H	Seattle U	1 13					
												147	H	Seattle U	1 10					
												147	H	Seattle U	0 10					
												158	A	Grand Canyon	2 3					
												158	A	Grand Canyon	5 13					
												158	A	Grand Canyon	2 11					
												173	A	Sacramento St.	0 10					
												173	A	Sacramento St.	0 10					
												173	A	Sacramento St.	1 13					
												179	H	Milwaukee	4 12					
												240	H	Utah Valley	4 3					
												240	H	Utah Valley	4 1					
												240	H	Utah Valley	0 1					
												241	H	Northwestern	8 7					
												242	N	LIU Brooklyn	3 8					
												242	N	LIU Brooklyn	12 2					
												242	N	LIU Brooklyn	12 3					
												245	A	Ill. -Chicago	3 4					
												245	A	Ill. -Chicago	1 2					
												245	A	Ill. -Chicago	0 4					
												280	N	Mt. St. Mary's	7 4					
												284	N	St. Bonaventure	9 5					
				LAST 10 GAMES																
				240	H	Utah Valley	4 1	120	A	New Mexico St.	7 12									
				240	H	Utah Valley	4 3	120	A	New Mexico St.	2 15									
				240	H	Utah Valley	0 1	179	H	Milwaukee	4 12									
				31	A	Missouri	3 5	173	A	Sacramento St.	0 10									
				120	A	New Mexico St.	4 12	173	A	Sacramento St.	1 13									

Non-Div. I Games:

Chi cago St.

Average RPI Win: 223		WON-LOST RECORD		WINNING PCT. RANK		LAST 10 GAMES		STRENGTH OF SCHEDULE		OPP. STRENGTH OF SCHEDULE		TEAM RPI		ADJ RPI		CONF. RPI		ADJ CONF. RPI	
DIV. I ONLY		19-22-0		.46341 172		5-5-0		281		214		258		.43442 258		31		31	
DIV. I NON-CONF.		7-17-0		.29167 242		0-2-0		261		223		282		.40653 281		31		31	
TOTALS		RPI 1-25		RPI 26-50		W-L RECORDS		RPI 51-100		RPI 101-150		RPI 150+							
19-22-0		0-2-0		0-2-0		OVERALL		1-2-0		0-3-0		18-13-0							
12-12-0		0-1-0		0-2-0		HOME		0-1-0		0-0-0		12-8-0							
7-10-0		0-1-0		0-0-0		AWAY		1-1-0		0-3-0		6-4-0							
0-0-0		0-0-0		0-0-0		NEUTRAL		0-0-0		0-0-0		0-0-0							
7-17-0		0-2-0		0-2-0		NON-CONFERENCE		1-2-0		0-3-0		6-8-0							
4-11-0		0-1-0		0-2-0		HOME		0-1-0		0-0-0		4-7-0							
3-6-0		0-1-0		0-0-		AWAY		1-1-0		0-3-0		2-1-0							
0-0-0		0-0-0		0-0-0		NEUTRAL		0-0-0		0-0-0		0-0-0							
12-5-0		0-0-0		0-0-0		CONFERENCE		0-0-0		0-0-0		12-5-0							
8-1-0		0-0-0		0-0-0		HOME		0-0-0		0-0-0		8-1-0							
4-4-0		0-0-0		0-0-0		AWAY		0-0-0		0-0-0		4-4-0							
0-0-0		0-0-0		0-0-0		NEUTRAL		0-0-0		0-0-0		0-0-0							
RPI	S	Opponent		Score		RPI	S	Opponent		Score		RPI	S	Opponent		Score			
16	A	Jacksonville		1	2	44	H	FGCU		7	15	100	A	Mercer		10	11		
16	H	Jacksonville		10	11	44	H	FGCU		12	13	100	A	Mercer		15	7		
												100	H	Mercer		4	13		
														North Florida		6	8		
														North Florida		2	10		
														North Florida		4	13		
														FIU		2	7		
														FIU		8	4		
														Bethune-Cookman		9	5		
														Bethune-Cookman		6	3		
														Bethune-Cookman		2	5		
														Bethune-Cookman		4	1		
														Bethune-Cookman		7	1		
														Bethune-Cookman		4	6		
														Marshall I		0	9		
														Marshall I		5	17		
														Marshall I		8	1		
														N. C. Central		11	3		
														N. C. Central		3	0		
														N. C. Central		4	2		
														N. C. A&T		2	3		
														N. C. A&T		4	13		
														Alabama St.		13	10		
														Brown		2	5		
														Brown		5	0		
														Brown		1	9		
														Brown		0	7		
														Al corn		21	4		
														Al corn		5	8		
														Al corn		11	3		
														Al corn		2	7		
														Savannah St.		15	16		
														Savannah St.		13	5		
														Savannah St.		6	4		
														Savannah St.		8	5		
														Savannah St.		9	8		
														Savannah St.		5	2		

Non-Div. I Games:

Florida A&M

Average RPI Win: 221		WON-LOST	WINNING	LAST 10	STRENGTH OF		OPP. STRENGTH	TEAM	ADJ		CONF.	ADJ CONF.
Average RPI Loss: 175		RECORD	PCT. RANK	GAMES	SCHEDULE		OF SCHEDULE	RPI	RPI		RPI	RPI
DIV. I ONLY		10-25-0	.28571	268	3-7-0		179	271	259		22	22
DIV. I NON-CONF.		5-17-0	.22727	265	0-1-0		205	269	261		21	21
TOTALS		RPI 1-25	RPI 26-50		W-L RECORDS		RPI 51-100		RPI 101-150		RPI 150+	
10-25-0		0-1-0	0-0-0		OVERALL		0-3-0		0-1-0		10-20-0	
5-6-0		0-0-0	0-0-0		HOME		0-0-0		0-0-0		5-6-0	
4-18-0		0-1-0	0-0-0		AWAY		0-3-0		0-1-0		4-13-0	
1-1-0		0-0-0	0-0-0		NEUTRAL		0-0-0		0-0-0		1-1-0	
5-17-0		0-1-0	0-0-0		NON-CONFERENCE		0-3-0		0-1-0		5-12-0	
1-1-0		0-0-0	0-0-0		HOME		0-0-0		0-0-0		1-1-0	
3-15-0		0-1-0	0-0-		AWAY		0-3-0		0-1-0		3-10-0	
1-1-0		0-0-0	0-0-0		NEUTRAL		0-0-0		0-0-0		1-1-0	
5-8-0		0-0-0	0-0-0		CONFERENCE		0-0-0		0-0-0		5-8-0	
4-5-0		0-0-0	0-0-0		HOME		0-0-0		0-0-0		4-5-0	
1-3-0		0-0-0	0-0-0		AWAY		0-0-0		0-0-0		1-3-0	
0-0-0		0-0-0	0-0-0		NEUTRAL		0-0-0		0-0-0		0-0-0	
RPI S	Opponent	Score	RPI S	Opponent	Score	RPI S	Opponent	Score	RPI S	Opponent	Score	
9 A	NC State	1 11				54 A	Mi chi gan	6 8	137 A	Campbell	3 17	
						54 A	Mi chi gan	4 5	164 N	Canisius	12 10	
						54 A	Mi chi gan	7 10	164 N	Canisius	2 9	
									174 A	Eastern Ky.	0 9	
									182 H	Ball St.	6 9	
									182 H	Ball St.	3 9	
									182 H	Ball St.	6 5	
									183 H	Eastern Mi ch.	3 4	
									183 H	Eastern Mi ch.	2 9	
									183 H	Eastern Mi ch.	10 3	
									184 A	Western Ky.	5 17	
									184 A	Western Ky.	3 9	
									184 A	Western Ky.	4 5	
									186 A	Mi ami (OH)	5 8	
									186 A	Mi ami (OH)	0 7	
									186 A	Mi ami (OH)	10 9	
									198 A	UAB	2 6	
									198 A	UAB	3 4	
									198 A	UAB	2 4	
									231 A	Southeast Mo. St.	7 9	
									231 A	Southeast Mo. St.	9 7	
									231 A	Southeast Mo. St.	4 8	
									231 A	Southeast Mo. St.	5 2	
									233 A	Western Mi ch.	4 9	
									247 H	Ohi o	3 1	
									247 H	Ohi o	6 4	
									247 H	Ohi o	3 11	
									252 H	Dayton	5 4	
									263 A	Evansville	2 3	
									274 H	Youngstown St.	6 9	
									290 A	Fort Wayne	4 3	
			LAST 10 GAMES									
			182 H	Ball St.	6 9	186 A	Mi ami (OH)	5 8				
			182 H	Ball St.	3 9	186 A	Mi ami (OH)	10 9				
			182 H	Ball St.	6 5	186 A	Mi ami (OH)	0 7				
			233 A	Western Mi ch.	4 9	183 H	Eastern Mi ch.	3 4				
			274 H	Youngstown St.	6 9	183 H	Eastern Mi ch.	10 3				

Non-Div. I Games:

Bowling Green

Average RPI Win:		225	WON-LOST RECORD		WINNING PCT. RANK		LAST 10 GAMES		STRENGTH OF SCHEDULE		OPP. STRENGTH OF SCHEDULE		TEAM RPI		ADJ RPI		CONF. RPI		ADJ CONF. RPI	
DIV. I ONLY			10-19-1		.35 245		4-6-0		279		198		260		.43284 260		26		26	
DIV. I NON-CONF.			4-14-0		.22222 271		0-2-0		274		119		279		.40793 279		25		25	
TOTALS		RPI 1-25		RPI 26-50		W-L RECORDS		RPI 51-100		RPI 101-150		RPI 150+								
10-19-1		0-1-0		0-3-0		OVERALL		0-0-0		0-0-0		10-15-1								
3-2-0		0-0-0		0-0-0		HOME		0-0-0		0-0-0		3-2-0								
5-16-1		0-0-0		0-3-0		AWAY		0-0-0		0-0-0		5-13-1								
2-1-0		0-1-0		0-0-0		NEUTRAL		0-0-0		0-0-0		2-0-0								
4-14-0		0-1-0		0-3-0		NON-CONFERENCE		0-0-0		0-0-0		4-10-0								
1-1-0		0-0-0		0-0-0		HOME		0-0-0		0-0-0		1-1-0								
1-12-0		0-0-0		0-0-		AWAY		0-0-0		0-0-0		1-9-0								
2-1-0		0-1-0		0-0-0		NEUTRAL		0-0-0		0-0-0		2-0-0								
6-5-1		0-0-0		0-0-0		CONFERENCE		0-0-0		0-0-0		6-5-1								
2-1-0		0-0-0		0-0-0		HOME		0-0-0		0-0-0		2-1-0								
4-4-1		0-0-0		0-0-0		AWAY		0-0-0		0-0-0		4-4-1								
0-0-0		0-0-0		0-0-0		NEUTRAL		0-0-0		0-0-0		0-0-0								
RPI	S	Opponent		Score		RPI	S	Opponent		Score		RPI	S	Opponent		Score				
19	N	Northeastern		8	10	43	A	Georgi a Tech		0	10	157	H	UMass Lowell		8	12			
						43	A	Georgi a Tech		5	11	165	A	UC Santa Barbara		5	15			
						43	A	Georgi a Tech		9	12	175	A	Boston College		3	8			
												176	A	San Jose St.		3	4			
												180	A	Cal Poly		0	5			
												180	A	Cal Poly		3	10			
												180	A	Cal Poly		2	11			
												189	A	Yale		3	10			
												189	A	Yale		4	5			
												189	A	Yale		3	1			
												192	H	Quinni pi ac		11	4			
												200	H	Col umbi a		10	4			
												200	H	Col umbi a		5	4			
												200	H	Col umbi a		3	12			
												206	N	Georgetown		4	1			
												215	A	CSU Bakersfi el d		1	4			
												215	A	CSU Bakersfi el d		11	9			
												215	A	CSU Bakersfi el d		5	7			
												215	A	CSU Bakersfi el d		4	9			
												243	A	Cornel l		3	8			
												243	A	Cornel l		4	2			
												243	A	Cornel l		5	3			
												277	A	Penn		5	4			
												277	A	Penn		7	8			
												277	A	Penn		4	4			
												282	N	Vi l l anova		12	7			
LAST 10 GAMES																				
189 A Yale						4	5	243 A Cornel l						4	2					
189 A Yale						3	10	243 A Cornel l						3	8					
189 A Yale						3	1	157 H UMass Lowell						8	12					
175 A Boston College						3	8	200 H Col umbi a						3	12					
243 A Cornel l						5	3	200 H Col umbi a						10	4					

Non-Div. I Games:

Dartmouth

Average RPI Win:		201	WON-LOST RECORD		WINNING PCT. RANK		LAST 10 GAMES		STRENGTH OF SCHEDULE		OPP. STRENGTH OF SCHEDULE		TEAM RPI		ADJ RPI		CONF. RPI		ADJ CONF. RPI				
DIV. I ONLY			13-29-0		.30952	260	2-8-0		192		212		262		.43068		261	24		24			
DIV. I NON-CONF.			7-17-0		.29167	242	1-1-0		179		248		265		.43127		265	22		22			
TOTALS		RPI 1-25		RPI 26-50				W-L RECORDS				RPI 51-100				RPI 101-150				RPI 150+			
13-29-0		0-4-0		0-0-0				OVERALL				4-3-0				0-7-0				9-15-0			
8-13-0		0-0-0		0-0-0				HOME				2-2-0				0-3-0				6-8-0			
4-13-0		0-3-0		0-0-0				AWAY				2-0-0				0-3-0				2-7-0			
1-3-0		0-1-0		0-0-0				NEUTRAL				0-1-0				0-1-0				1-0-0			
7-17-0		0-4-0		0-0-0				NON-CONFERENCE				2-2-0				0-1-0				5-10-0			
4-8-0		0-0-0		0-0-0				HOME				0-1-0				0-0-0				4-7-0			
2-6-0		0-3-0		0-0-				AWAY				2-0-0				0-0-0				0-3-0			
1-3-0		0-1-0		0-0-0				NEUTRAL				0-1-0				0-1-0				1-0-0			
6-12-0		0-0-0		0-0-0				CONFERENCE				2-1-0				0-6-0				4-5-0			
4-5-0		0-0-0		0-0-0				HOME				2-1-0				0-3-0				2-1-0			
2-7-0		0-0-0		0-0-0				AWAY				0-0-0				0-3-0				2-4-0			
0-0-0		0-0-0		0-0-0				NEUTRAL				0-0-0				0-0-0				0-0-0			
RPI	S	Opponent		Score		RPI	S	Opponent		Score		RPI	S	Opponent		Score		RPI	S	Opponent		Score	
19	N	Northeastern		1	6							60	A	South Carolina		7	4	123	N	Xavier		5	6
22	A	Duke		0	8							91	N	Pittsburgh		3	4	137	H	Campbell		3	6
23	A	Vanderbilt		1	7							92	H	Liberty		13	7	137	H	Campbell		6	7
23	A	Vanderbilt		2	15							92	H	Liberty		8	7	137	H	Campbell		3	4
												92	H	Liberty		6	11	139	A	Gardner-Webb		4	5
												96	A	Wofford		9	2	139	A	Gardner-Webb		5	6
												96	H	Wofford		2	3	139	A	Gardner-Webb		2	3
																		155	H	Harvard		5	7
																		155	H	Harvard		5	10
																		155	H	Harvard		1	2
																		155	H	Harvard		5	11
																		193	A	Winthrop		4	7
																		193	A	Winthrop		2	14
																		193	A	Winthrop		9	15
																		219	A	N. C. Central		2	7
																		219	H	N. C. Central		7	14
																		224	A	USC Upstate		3	10
																		224	H	USC Upstate		3	2
																		230	A	N. C. A&T		5	8
																		230	H	N. C. A&T		12	8
																		248	A	UNC Asheville		12	7
																		248	A	UNC Asheville		5	7
																		248	A	UNC Asheville		13	2
																		255	H	Charleston So.		7	4
																		255	H	Charleston So.		9	1
																		255	H	Charleston So.		2	4
																		265	H	La Salle		4	5
																		265	H	La Salle		7	3
																		265	H	La Salle		7	16
																		265	H	La Salle		13	4
																		280	N	Mt. St. Mary's		13	2
LAST 10 GAMES						LAST 10 GAMES						LAST 10 GAMES						LAST 10 GAMES					
						139	A	Gardner-Webb		5	6	137	H	Campbell		6	7	265	H	La Salle		7	3
						139	A	Gardner-Webb		4	5	137	H	Campbell		3	6	265	H	La Salle		7	16
						139	A	Gardner-Webb		2	3	96	H	Wofford		2	3	265	H	La Salle		13	4
						60	A	South Carolina		7	4	248	A	UNC Asheville		5	7	280	N	Mt. St. Mary's		13	2
						137	H	Campbell		3	4	248	A	UNC Asheville		13	2						

Non-Div. I Games:

Presbyterian

**T
O
W
S
O
N**

T
O
W
S
O
N

Towson

RPI	S	Opponent	Score	
264	A	The Citadel	6	0
281	H	Coppin St.	9	4
296	H	UMES	8	15
297	A	Delaware St.	12	2
297	H	Delaware St.	6	2

Towson

T
O
W
S
O
N

T
O
W
S
O
N

Average RPI Win:		238	WON-LOST		WINNING		LAST 10		STRENGTH OF		OPP. STRENGTH		TEAM	ADJ		CONF.	ADJ CONF.		
Average RPI Loss:		87	RECORD		PCT. RANK		GAMES		SCHEDULE		OF SCHEDULE		RPI	RPI		RPI	RPI		
DIV. I ONLY			6-25-0		.19355	290	1-9-0		94		160		261	.42953		263	10	10	
DIV. I NON-CONF.			5-17-0		.22727	265	0-2-0		134		141		253	.43694		256	9	9	
TOTALS		RPI 1-25		RPI 26-50			W-L RECORDS			RPI 51-100			RPI 101-150			RPI 150+			
6-25-0		0-2-0		0-9-0			OVERALL			0-9-0			1-0-0			5-5-0			
5-6-0		0-0-0		0-0-0			HOME			0-3-0			0-0-0			5-3-0			
0-17-0		0-0-0		0-2-0			AWAY			0-0-0			0-0-0			0-0-0			
1-2-0		0-1-0		0-0-0			NEUTRAL			0-0-0			1-0-0			0-1-0			
5-17-0		0-2-0		0-9-0			NON-CONFERENCE			0-3-0			1-0-0			4-3-0			
4-1-0		0-0-0		0-0-0			HOME			0-0-0			0-0-0			4-1-0			
0-14-0		0-1-0		0-0-			AWAY			0-3-0			0-0-0			0-1-0			
1-2-0		0-1-0		0-0-0			NEUTRAL			0-0-0			1-0-0			0-1-0			
1-8-0		0-0-0		0-0-0			CONFERENCE			0-6-0			0-0-0			1-2-0			
1-5-0		0-0-0		0-0-0			HOME			0-3-0			0-0-0			1-2-0			
0-3-0		0-0-0		0-0-0			AWAY			0-3-0			0-0-0			0-0-0			
0-0-0		0-0-0		0-0-0			NEUTRAL			0-0-0			0-0-0			0-0-0			
RPI	S	Opponent		Score		RPI	S	Opponent		Score		RPI	S	Opponent		Score			
18	N	Kentucky		4	8	34	A	Creighton		4	5	65	A	Missouri St.		2	8		
23	A	Vanderbi l t		1	6	34	A	Creighton		1	2	65	A	Missouri St.		4	11		
						34	A	Creighton		7	12	65	A	Missouri St.		5	6		
						44	A	FGCU		3	7	76	H	Bradley		4	9		
						44	A	FGCU		0	10	76	H	Bradley		3	14		
						44	A	FGCU		2	4	76	H	Bradley		5	8		
						45	A	Iowa		3	4	87	A	Kennesaw St.		9	10		
						45	A	Iowa		3	8	87	A	Kennesaw St.		6	8		
						45	A	Iowa		3	10	87	A	Kennesaw St.		6	7		
LAST 10 GAMES						LAST 10 GAMES						LAST 10 GAMES							
160 H Val parai so						1	6	76 H Bradl ey						5	8				
160 H Val parai so						9	8	76 H Bradl ey						4	9				
160 H Val parai so						2	7	256 H Murray St.						3	8				
23 A Vanderbi l t						1	6	65 A Mi ssouri St.						4	11				
76 H Bradl ey						3	14	65 A Mi ssouri St.						2	8				

Non-Div. I Games: Oakland City 6 8 Oakland City 3 2

Evansville

Average RPI Win:		197	WON-LOST RECORD		WINNING PCT. RANK		LAST 10 GAMES		STRENGTH OF SCHEDULE		OPP. STRENGTH OF SCHEDULE		TEAM RPI		ADJ RPI		CONF. RPI		ADJ CONF. RPI	
DIV. I ONLY			14-25-0		.35897	240	2-7-0		218		131		264		.4293	264	16		16	
DIV. I NON-CONF.			11-16-0		.40741	195	2-3-0		231		129		257		.43618	257	16		16	
TOTALS		RPI 1-25		RPI 26-50		W-L RECORDS		RPI 51-100		RPI 101-150		RPI 150+								
14-25-0		2-2-0		0-1-0		OVERALL		1-12-0		0-0-0		11-10-0								
11-17-0		2-2-0		0-1-0		HOME		0-8-0		0-0-0		9-6-0								
3-8-0		0-0-0		0-0-0		AWAY		1-4-0		0-0-0		2-4-0								
0-0-0		0-0-0		0-0-0		NEUTRAL		0-0-0		0-0-0		0-0-0								
11-16-0		2-2-0		0-1-0		NON-CONFERENCE		1-6-0		0-0-0		8-7-0								
9-13-0		2-2-0		0-1-0		HOME		0-5-0		0-0-0		7-5-0								
2-3-0		0-0-0		0-0-		AWAY		1-1-0		0-0-0		1-2-0								
0-0-0		0-0-0		0-0-0		NEUTRAL		0-0-0		0-0-0		0-0-0								
3-9-0		0-0-0		0-0-0		CONFERENCE		0-6-0		0-0-0		3-3-0								
2-4-0		0-0-0		0-0-0		HOME		0-3-0		0-0-0		2-1-0								
1-5-0		0-0-0		0-0-0		AWAY		0-3-0		0-0-0		1-2-0								
0-0-0		0-0-0		0-0-0		NEUTRAL		0-0-0		0-0-0		0-0-0								
RPI	S	Opponent		Score		RPI	S	Opponent		Score		RPI	S	Opponent		Score				
7	H	Georgia		4	9	42	H	Louisville		3	8	60	A	South Carolina		4	3			
13	H	UConn		3	17							60	H	South Carolina		1	12			
13	H	UConn		4	2							81	H	Samford		4	9			
13	H	UConn		4	2							81	H	Samford		2	15			
												81	H	Samford		0	7			
												88	H	Indiana St.		3	10			
												88	H	Indiana St.		2	5			
												88	H	Indiana St.		3	7			
												95	A	Ga. Southern		7	12			
												95	H	Ga. Southern		3	9			
												96	A	Wofford		5	6			
												96	A	Wofford		1	5			
												96	A	Wofford		5	8			

Non-Div. I Games:

The Citadel

Average RPI Win:		250	WON-LOST RECORD		WINNING PCT. RANK		LAST 10 GAMES		STRENGTH OF SCHEDULE		OPP. STRENGTH OF SCHEDULE		TEAM RPI		ADJ RPI		CONF. RPI		ADJ CONF. RPI				
DIV. I ONLY			13-25-0		.34211	246	5-5-0		263		258		265	.42625	265		23		23				
DIV. I NON-CONF.			9-17-0		.34615	228	2-2-0		283		271		270	.42256	270		26		26				
TOTALS		RPI 1-25		RPI 26-50				W-L RECORDS		RPI 51-100				RPI 101-150				RPI 150+					
13-25-0		0-0-0		0-3-0				OVERALL		0-1-0				2-10-0				11-11-0					
5-7-0		0-0-0		0-0-0				HOME		0-1-0				1-2-0				4-4-0					
8-17-0		0-0-0		0-3-0				AWAY		0-0-0				1-8-0				7-6-0					
0-1-0		0-0-0		0-0-0				NEUTRAL		0-0-0				0-0-0				0-1-0					
9-17-0		0-0-0		0-3-0				NON-CONFERENCE		0-1-0				1-5-0				8-8-0					
3-3-0		0-0-0		0-0-0				HOME		0-1-0				0-0-0				3-2-0					
6-13-0		0-0-0		0-0-				AWAY		0-0-0				1-5-0				5-5-0					
0-1-0		0-0-0		0-0-0				NEUTRAL		0-0-0				0-0-0				0-1-0					
4-8-0		0-0-0		0-0-0				CONFERENCE		0-0-0				1-5-0				3-3-0					
2-4-0		0-0-0		0-0-0				HOME		0-0-0				1-2-0				1-2-0					
2-4-0		0-0-0		0-0-0				AWAY		0-0-0				0-3-0				2-1-0					
0-0-0		0-0-0		0-0-0				NEUTRAL		0-0-0				0-0-0				0-0-0					
RPI	S	Opponent		Score		RPI	S	Opponent		Score		RPI	S	Opponent		Score		RPI	S	Opponent		Score	
				31	A	Missouri		5	8			70	H	Wagner		3	15	114	A	George Washington		2	8
				31	A	Missouri		0	7									114	A	George Washington		4	5
				31	A	Missouri		1	7									114	A	George Washington		6	11
																		121	A	Kansas St.		3	9
																		121	A	Kansas St.		1	5
																		121	A	Kansas St.		10	11
																		140	A	Rutgers		3	11
																		140	A	Rutgers		1	0
																		140	A	Rutgers		1	11
																		144	H	Fordham		8	12
																		144	H	Fordham		6	5
																		144	H	Fordham		3	4
																		161	H	Del aware		3	7
																		172	H	Manhattan		6	11
																		237	H	Sai nt Joseph' s		3	12
																		237	H	Sai nt Joseph' s		10	2
																		237	H	Sai nt Joseph' s		1	5
																		250	H	Sacred Heart		2	0
																		261	A	Presbyteri an		16	7
																		261	A	Presbyteri an		4	13
																		261	A	Presbyteri an		3	7
																		261	A	Presbyteri an		5	4
																		264	A	The Ci tadel		6	7
																		264	A	The Ci tadel		7	8
																		264	A	The Ci tadel		6	4
																		267	A	Massachusetts		2	3
																		267	A	Massachusetts		5	4
																		267	A	Massachusetts		4	3
																		277	A	Penn		7	17
																		282	H	Vi l l anova		7	6
																		283	A	Ri der		8	7
																		291	N	Fai r l ei gh Di cki nson		8	9
																		296	A	UMES		12	1
																		297	H	Del aware St.		6	4
LAST 10 GAMES																							

Non-Div. I Games:

La Salle

Average RPI Win: 222		WON-LOST RECORD	WINNING PCT. RANK	LAST 10 GAMES		STRENGTH OF SCHEDULE	OPP. STRENGTH OF SCHEDULE	TEAM RPI	ADJ RPI	CONF. RPI	ADJ CONF. RPI												
Average RPI Loss: 157																							
DIV. I ONLY		8-22-0	.26667 275	1-1-0		198	256	266	.4243 266	26	26												
DIV. I NON-CONF.		4-11-0	.26667 247	0-1-0		63	224	184	.48367 184	25	25												
<hr/>																							
TOTALS		RPI 1-25		RPI 26-50		W-L RECORDS		RPI 51-100		RPI 101-150		RPI 150+											
8-22-0		0-1-0		1-2-0		OVERALL		0-6-0		0-0-0		7-13-0											
3-9-0		0-1-0		0-0-0		HOME		0-2-0		0-0-0		3-6-0											
5-13-0		0-0-0		1-2-0		AWAY		0-4-0		0-0-0		4-7-0											
0-0-0		0-0-0		0-0-0		NEUTRAL		0-0-0		0-0-0		0-0-0											
4-11-0		0-1-0		1-2-0		NON-CONFERENCE		0-6-0		0-0-0		3-2-0											
0-3-0		0-1-0		0-0-0		HOME		0-2-0		0-0-0		0-0-0											
4-8-0		0-0-0		1-0-		AWAY		0-4-0		0-0-0		3-2-0											
0-0-0		0-0-0		0-0-0		NEUTRAL		0-0-0		0-0-0		0-0-0											
4-11-0		0-0-0		0-0-0		CONFERENCE		0-0-0		0-0-0		4-11-0											
3-6-0		0-0-0		0-0-0		HOME		0-0-0		0-0-0		3-6-0											
1-5-0		0-0-0		0-0-0		AWAY		0-0-0		0-0-0		1-5-0											
0-0-0		0-0-0		0-0-0		NEUTRAL		0-0-0		0-0-0		0-0-0											
RPI	S	Opponent		Score		RPI	S	Opponent		Score		RPI	S	Opponent		Score							
19	H	Northeastern		4	10	41	A	DBU		2	17	89	H	Rhode Island		5	11	155	A	Harvard		1	3
						41	A	DBU		9	5	93	H	Bryant		4	6	155	A	Harvard		7	8
						41	A	DBU		4	14	98	A	Cal i forni a		6	7	155	A	Harvard		7	3
												98	A	Cal i forni a		6	11	189	A	Yal e		2	5
												98	A	Cal i forni a		9	10	189	A	Yale		4	6
												98	A	Cal i forni a		3	4	189	A	Yale		1	7
																		200	H	Col umbi a		2	8
																		200	H	Col umbi a		4	5
																		200	H	Col umbi a		0	2
																		251	H	Pri nceton		4	7
																		251	H	Pri nceton		12	0
																		251	H	Pri nceton		3	4
																		258	A	Fl ori da A&M		7	0
																		258	A	Fl ori da A&M		0	5
																		258	A	Fl ori da A&M		5	2
																		258	A	Fl ori da A&M		9	1
																		270	A	Central Conn. St.		2	17
																		277	H	Penn		7	6
																		277	H	Penn		8	9
																		277	H	Penn		4	1
<hr/>																							
LAST 10 GAMES																							
19 H Northeastern						4	10	200 H Col umbi a						4	5								
155 A Harvard						7	3	200 H Col umbi a						0	2								
155 A Harvard						1	3	89 H Rhode Island						5	11								
155 A Harvard						7	8	251 H Pri nceton						12	0								
200 H Col umbi a						2	8	251 H Princeton						4	7								

Non-Div. I Games:

Brown

Average RPI Win: 207		WON-LOST	WINNING	LAST 10	STRENGTH OF		OPP. STRENGTH	TEAM	ADJ		CONF.	ADJ CONF.
Average RPI Loss: 155		RECORD	PCT. RANK	GAMES	SCHEDULE		OF SCHEDULE	RPI	RPI		RPI	RPI
DIV. I ONLY		11-19-0	.36667	235	2-8-0		261	215	267		23	23
DIV. I NON-CONF.		7-8-0	.46667	166	0-3-0		239	201	219		26	26
TOTALS		RPI 1-25	RPI 26-50		W-L RECORDS		RPI 51-100		RPI 101-150		RPI 150+	
11-19-0		0-1-0	0-0-0		OVERALL		2-6-0		0-3-0		9-9-0	
3-8-0		0-0-0	0-0-0		HOME		1-2-0		0-0-0		2-6-0	
2-7-0		0-1-0	0-0-0		AWAY		0-0-0		0-3-0		2-3-0	
6-4-0		0-0-0	0-0-0		NEUTRAL		1-4-0		0-0-0		5-0-0	
7-8-0		0-1-0	0-0-0		NON-CONFERENCE		1-4-0		0-0-0		6-3-0	
0-2-0		0-0-0	0-0-0		HOME		0-0-0		0-0-0		0-2-0	
1-2-0		0-1-0	0-0-		AWAY		0-0-0		0-0-0		1-1-0	
6-4-0		0-0-0	0-0-0		NEUTRAL		1-4-0		0-0-0		5-0-0	
4-11-0		0-0-0	0-0-0		CONFERENCE		1-2-0		0-3-0		3-6-0	
3-6-0		0-0-0	0-0-0		HOME		1-2-0		0-0-0		2-4-0	
1-5-0		0-0-0	0-0-0		AWAY		0-0-0		0-3-0		1-2-0	
0-0-0		0-0-0	0-0-0		NEUTRAL		0-0-0		0-0-0		0-0-0	
RPI S	Opponent	Score	RPI S	Opponent	Score	RPI S	Opponent	Score	RPI S	Opponent	Score	
19 A	Northeastern	8 10				76 N	Bradley	6 2	141 A	Saint Louis	2 6	
						76 N	Bradley	3 6	141 A	Saint Louis	7 11	
						89 H	Rhode Island	3 6	141 A	Saint Louis	1 6	
						89 H	Rhode Island	1 3	157 H	UMass Lowell	1 4	
						89 H	Rhode Island	4 3	171 A	Richmond	1 7	
						91 N	Pittsburgh	5 10	171 A	Richmond	2 1	
						91 N	Pittsburgh	0 9	171 A	Richmond	5 17	
						91 N	Pittsburgh	2 3	175 A	Boston College	2 9	
									177 A	Albany (NY)	8 7	
									208 H	Siena	1 5	
									216 N	Bucknell	9 8	
									216 N	Bucknell	10 9	
									216 N	Bucknell	12 11	
									265 H	La Salle	3 4	
									265 H	La Salle	4 5	
									265 H	La Salle	3 2	
									270 N	Central Conn. St.	4 2	
									284 H	St. Bonaventure	5 6	
									284 H	St. Bonaventure	5 3	
									284 H	St. Bonaventure	5 7	
									294 N	Saint Peter's	13 5	
LAST 10 GAMES						89 H	Rhode Island	1 3				
						89 H	Rhode Island	4 3				
						157 H	UMass Lowell	1 4				
						175 A	Boston College	2 9				
						141 A	Saint Louis	2 6				
						265 H	La Salle	3 4				
						265 H	La Salle	4 5				
						265 H	La Salle	3 2				
						208 H	Siena	1 5				
						89 H	Rhode Island	3 6				

Non-Div. I Games:

Massachusetts

Average RPI Win:		154	WON-LOST RECORD		WINNING PCT. RANK		LAST 10 GAMES		STRENGTH OF SCHEDULE		OPP. STRENGTH OF SCHEDULE		TEAM RPI		ADJ RPI		CONF. RPI		ADJ CONF. RPI	
DIV. I ONLY			4-34-0		.10526 296		1-9-0		44		228		268		.42414 268		16		16	
DIV. I NON-CONF.			2-21-0		.08696 290		0-2-0		55		187		276		.41584 275		16		16	
TOTALS		RPI 1-25		RPI 26-50		W-L RECORDS		RPI 51-100		RPI 101-150		RPI 150+								
4-34-0		0-4-0		0-3-0		OVERALL		2-12-0		0-0-0		2-15-0								
3-17-0		0-1-0		0-0-0		HOME		2-8-0		0-0-0		1-8-0								
1-17-0		0-3-0		0-3-0		AWAY		0-4-0		0-0-0		1-7-0								
0-0-0		0-0-0		0-0-0		NEUTRAL		0-0-0		0-0-0		0-0-0								
2-21-0		0-4-0		0-3-0		NON-CONFERENCE		1-4-0		0-0-0		1-10-0								
2-12-0		0-1-0		0-0-0		HOME		1-3-0		0-0-0		1-8-0								
0-9-0		0-3-0		0-0-		AWAY		0-1-0		0-0-0		0-2-0								
0-0-0		0-0-0		0-0-0		NEUTRAL		0-0-0		0-0-0		0-0-0								
2-13-0		0-0-0		0-0-0		CONFERENCE		1-8-0		0-0-0		1-5-0								
1-5-0		0-0-0		0-0-0		HOME		1-5-0		0-0-0		0-0-0								
1-8-0		0-0-0		0-0-0		AWAY		0-3-0		0-0-0		1-5-0								
0-0-0		0-0-0		0-0-0		NEUTRAL		0-0-0		0-0-0		0-0-0								
RPI	S	Opponent		Score		RPI	S	Opponent		Score		RPI	S	Opponent		Score				
10	A	East Carolina		3	8	42	A	Louisville		4	16	71	A	Tennessee		0	5			
10	A	East Carolina		2	8	42	A	Louisville		2	3	71	H	Tennessee		3	17			
10	A	East Carolina		3	9	42	A	Louisville		7	8	83	H	UNCG		3	5			
18	H	Kentucky		5	7							83	H	UNCG		3	9			
												83	H	UNCG		2	3			
												84	H	Kent St.		4	6			
												84	H	Kent St.		9	2			
												84	H	Kent St.		4	7			
												96	A	Wofford		2	3			
												96	A	Wofford		5	6			
												96	A	Wofford		3	5			
												100	H	Mercer		8	4			
												100	H	Mercer		1	4			
												100	H	Mercer		0	12			

Non-Div. I Games:

Western Caro.

Belmont

Average RPI Win:		203	WON-LOST RECORD		WINNING PCT. RANK		LAST 10 GAMES		STRENGTH OF SCHEDULE		OPP. STRENGTH OF SCHEDULE		TEAM RPI	ADJ RPI		CONF. RPI	ADJ CONF. RPI
DIV. I ONLY			14-25-0		.35897 240		2-8-0		233		182		269	.42361 269		19	19
DIV. I NON-CONF.			5-13-0		.27778 245		0-2-0		202		229		277	.41388 277		19	19
TOTALS		RPI 1-25		RPI 26-50		W-L RECORDS		RPI 51-100		RPI 101-150		RPI 150+					
14-25-0		1-0-0		0-0-0		OVERALL		1-11-0		0-2-0		12-12-0					
11-14-0		0-0-0		0-0-0		HOME		1-10-0		0-1-0		10-3-0					
2-11-0		0-0-0		0-0-0		AWAY		0-1-0		0-1-0		2-9-0					
1-0-0		1-0-0		0-0-0		NEUTRAL		0-0-0		0-0-0		0-0-0					
5-13-0		1-0-0		0-0-0		NON-CONFERENCE		0-6-0		0-2-0		4-5-0					
4-9-0		0-0-0		0-0-0		HOME		0-5-0		0-1-0		4-3-0					
0-4-0		0-0-0		0-0-		AWAY		0-1-0		0-1-0		0-2-0					
1-0-0		1-0-0		0-0-0		NEUTRAL		0-0-0		0-0-0		0-0-0					
9-12-0		0-0-0		0-0-0		CONFERENCE		1-5-0		0-0-0		8-7-0					
7-5-0		0-0-0		0-0-0		HOME		1-5-0		0-0-0		6-0-0					
2-7-0		0-0-0		0-0-0		AWAY		0-0-0		0-0-0		2-7-0					
0-0-0		0-0-0		0-0-0		NEUTRAL		0-0-0		0-0-0		0-0-0					
RPI	S	Opponent		Score		RPI	S	Opponent		Score		RPI	S	Opponent		Score	
23	N	Vanderbilt		8 5													

Average RPI Win: 213		WON-LOST	WINNING	LAST 10	STRENGTH OF		OPP. STRENGTH	TEAM	ADJ		CONF.	ADJ CONF.
Average RPI Loss: 180		RECORD	PCT. RANK	GAMES	SCHEDULE		OF SCHEDULE	RPI	RPI		RPI	RPI
DIV. I ONLY		12-19-0	.3871	221	234		277	271	.42077		270	27
DIV. I NON-CONF.		4-10-0	.28571	244	269		178	278	.41065		278	28
TOTALS		RPI 1-25	RPI 26-50		W-L RECORDS		RPI 51-100		RPI 101-150		RPI 150+	
12-19-0		0-2-0	0-0-0		OVERALL		3-4-0		0-0-0		9-13-0	
9-9-0		0-1-0	0-0-0		HOME		2-2-0		0-0-0		7-6-0	
2-7-0		0-1-0	0-0-0		AWAY		1-2-0		0-0-0		1-3-0	
1-3-0		0-0-0	0-0-0		NEUTRAL		0-0-0		0-0-0		1-3-0	
4-10-0		0-2-0	0-0-0		NON-CONFERENCE		1-2-0		0-0-0		3-6-0	
2-2-0		0-1-0	0-0-0		HOME		0-0-0		0-0-0		2-1-0	
1-5-0		0-1-0	0-0-		AWAY		1-2-0		0-0-0		0-2-0	
1-3-0		0-0-0	0-0-0		NEUTRAL		0-0-0		0-0-0		1-3-0	
8-9-0		0-0-0	0-0-0		CONFERENCE		2-2-0		0-0-0		6-7-0	
7-7-0		0-0-0	0-0-0		HOME		2-2-0		0-0-0		5-5-0	
1-2-0		0-0-0	0-0-0		AWAY		0-0-0		0-0-0		1-2-0	
0-0-0		0-0-0	0-0-0		NEUTRAL		0-0-0		0-0-0		0-0-0	
RPI S	Opponent	Score	RPI S	Opponent	Score	RPI S	Opponent	Score	RPI S	Opponent	Score	
13 A	UConn	1 6				70 H	Wagner	7 3	191 A	Hartford	1 2	
13 H	UConn	3 7				70 H	Wagner	4 6	201 A	Stony Brook	0 5	
						70 H	Wagner	2 5	208 H	Siena	7 4	
						70 H	Wagner	7 6	221 H	Fairfield	1 4	
						94 A	Furman	1 9	235 N	North Dakota St.	0 4	
						94 A	Furman	10 2	235 N	North Dakota St.	0 2	
						94 A	Furman	8 12	235 N	North Dakota St.	9 2	
									242 A	LIU Brooklyn	4 15	
									242 A	LIU Brooklyn	3 5	
									242 A	LIU Brooklyn	10 7	
									242 H	LIU Brooklyn	7 6	
									242 H	LIU Brooklyn	1 2	
									242 H	LIU Brooklyn	1 3	
									250 H	Sacred Heart	5 9	
									250 H	Sacred Heart	7 4	
									250 H	Sacred Heart	9 20	
									250 H	Sacred Heart	4 6	
									266 H	Brown	17 2	
									267 N	Massachusetts	2 4	
									291 H	Fairleigh Dickinson	6 5	
									291 H	Fairleigh Dickinson	5 3	
									291 H	Fairleigh Dickinson	9 5	
			LAST 10 GAMES									
			242 H	LIU Brooklyn	1 3	70 H	Wagner	4 6				
			242 H	LIU Brooklyn	7 6	70 H	Wagner	2 5				
			242 H	LIU Brooklyn	1 2	70 H	Wagner	7 3				
			208 H	Siena	7 4	201 A	Stony Brook	0 5				
			70 H	Wagner	7 6	250 H	Sacred Heart	9 20				

Non-Div. I Games:

Central Conn. St.

Average RPI Win: 163		WON-LOST	WINNING	LAST 10	STRENGTH OF		OPP. STRENGTH	TEAM	ADJ		CONF.	ADJ CONF.			
Average RPI Loss: 184		RECORD	PCT. RANK	GAMES	SCHEDULE		OF SCHEDULE	RPI	RPI		RPI	RPI			
DIV. I ONLY		9-26-0	.25714	279	0-0-0		199	263	270	.4206	271	25	25		
DIV. I NON-CONF.		4-13-0	.23529	262	0-0-0		164	181	232	.45778	235	23	23		
TOTALS		RPI 1-25	RPI 26-50		W-L RECORDS		RPI 51-100		RPI 101-150		RPI 150+				
9-26-0		1-0-0	0-1-0		OVERALL		1-2-0		1-2-0		6-21-0				
3-10-0		0-0-0	0-0-0		HOME		0-0-0		1-2-0		2-8-0				
6-16-0		1-0-0	0-1-0		AWAY		1-2-0		0-0-0		4-13-0				
0-0-0		0-0-0	0-0-0		NEUTRAL		0-0-0		0-0-0		0-0-0				
4-13-0		1-0-0	0-1-0		NON-CONFERENCE		1-2-0		0-0-0		2-10-0				
0-1-0		0-0-0	0-0-0		HOME		0-0-0		0-0-0		0-1-0				
4-12-0		1-0-0	0-0-		AWAY		1-2-0		0-0-0		2-9-0				
0-0-0		0-0-0	0-0-0		NEUTRAL		0-0-0		0-0-0		0-0-0				
5-13-0		0-0-0	0-0-0		CONFERENCE		0-0-0		1-2-0		4-11-0				
3-9-0		0-0-0	0-0-0		HOME		0-0-0		1-2-0		2-7-0				
2-4-0		0-0-0	0-0-0		AWAY		0-0-0		0-0-0		2-4-0				
0-0-0		0-0-0	0-0-0		NEUTRAL		0-0-0		0-0-0		0-0-0				
RPI	S	Opponent	Score		RPI	S	Opponent	Score		RPI	S	Opponent	Score		
18	A	Kentucky	8	6	42	A	Louisville	2	7	99	A	ETSU	2	6	
										99	A	ETSU	5	4	
										99	A	ETSU	2	7	
										112	H	Wright St.	2	14	
										112	H	Wright St.	12	11	
										112	H	Wright St.	5	12	
										152	A	Cincinnati	3	5	
										159	A	Lipscomb	2	1	
										159	A	Lipscomb	6	11	
										159	A	Lipscomb	5	9	
										159	A	Lipscomb	4	12	
										174	A	Eastern Ky.	14	6	
										179	H	Midwaukee	4	14	
										179	H	Midwaukee	8	2	
										179	H	Midwaukee	4	8	
										186	A	Miami (OH)	0	2	
										186	A	Miami (OH)	2	10	
										186	H	Miami (OH)	9	11	
										195	A	La. -Monroe	9	21	
										195	A	La. -Monroe	10	13	
										195	A	La. -Monroe	5	9	
										204	H	Oakland	9	6	
										204	H	Oakland	12	14	
										204	H	Oakland	4	13	
										245	A	Ill. -Chicago	0	5	
										245	A	Ill. -Chicago	6	1	
										245	A	Ill. -Chicago	3	4	
										245	H	Ill. -Chicago	6	11	
										245	H	Ill. -Chicago	2	11	
										245	H	Ill. -Chicago	5	14	
										274	A	Youngstown St.	1	3	
										274	A	Youngstown St.	2	9	
										274	A	Youngstown St.	12	5	
LAST 10 GAMES				LAST 10 GAMES				LAST 10 GAMES				LAST 10 GAMES			
				245	H	Ill. -Chicago	2	11	204	H	Oakland	4	13		
				245	H	Ill. -Chicago	6	11	174	A	Eastern Ky.	14	6		
				245	H	Ill. -Chicago	5	14	42	A	Louisville	2	7		
				204	H	Oakland	12	14	179	H	Midwaukee	4	14		
				204	H	Oakland	9	6	179	H	Midwaukee	8	2		

Non-Div. I Games: Rio Grande 5 8 Miami-Hamilton 9 3

Northern Ky.

Average RPI Win:		245	WON-LOST RECORD		WINNING PCT. RANK		LAST 10 GAMES		STRENGTH OF SCHEDULE		OPP. STRENGTH OF SCHEDULE		TEAM RPI		ADJ RPI		CONF. RPI		ADJ CONF. RPI	
DIV. I ONLY			12-20-0		.375 229		3-6-0		289		233		272		.4202 272		28		28	
DIV. I NON-CONF.			8-12-0		.4 197		3-0-0		288		217		256		.43726 255		27		27	
TOTALS		RPI 1-25		RPI 26-50		W-L RECORDS		RPI 51-100		RPI 101-150		RPI 150+								
12-20-0		0-0-0		0-1-0		OVERALL		0-2-0		0-3-0		12-14-0								
4-4-0		0-0-0		0-0-0		HOME		0-0-0		0-0-0		4-4-0								
8-13-0		0-0-0		0-1-0		AWAY		0-0-0		0-3-0		8-9-0								
0-3-0		0-0-0		0-0-0		NEUTRAL		0-2-0		0-0-0		0-1-0								
8-12-0		0-0-0		0-1-0		NON-CONFERENCE		0-2-0		0-0-0		8-9-0								
2-0-0		0-0-0		0-0-0		HOME		0-0-0		0-0-0		2-0-0								
6-9-0		0-0-0		0-0-		AWAY		0-0-0		0-0-0		6-8-0								
0-3-0		0-0-0		0-0-0		NEUTRAL		0-2-0		0-0-0		0-1-0								
4-8-0		0-0-0		0-0-0		CONFERENCE		0-0-0		0-3-0		4-5-0								
2-4-0		0-0-0		0-0-0		HOME		0-0-0		0-0-0		2-4-0								
2-4-0		0-0-0		0-0-0		AWAY		0-0-0		0-3-0		2-1-0								
0-0-0		0-0-0		0-0-0		NEUTRAL		0-0-0		0-0-0		0-0-0								
RPI	S	Opponent	Score		RPI	S	Opponent	Score		RPI	S	Opponent	Score							
					32	A	West Virginia	6	9											
										80	N	Army West Point	5	9						
										93	N	Bryant	7	11						
										149	A	Marist	7	9						
										149	A	Marist	9	13						
										149	A	Marist	7	9						
										163	A	Marshall	2	6						
										163	A	Marshall	7	4						
										163	A	Marshall	1	11						
										163	A	Marshall	4	5						
										175	N	Boston College	3	11						
										178	H	Monmouth	7	8						
										178	H	Monmouth	1	6						
										178	H	Monmouth	5	8						
										203	A	Michigan St.	1	10						
										203	A	Michigan St.	3	2						
										203	A	Michigan St.	1	5						
										203	A	Michigan St.	12	10						
										221	A	Fairfield	5	6						
										221	A	Fairfield	6	5						
										221	A	Fairfield	13	8						
										243	A	Cornell	5	17						
										243	A	Cornell	7	4						
										276	A	Longwood	4	5						
										276	A	Longwood	7	8						
										276	A	Longwood	15	2						
										278	H	Iona	2	10						
										278	H	Iona	3	2						
										278	H	Iona	9	6						
										284	A	St. Bonaventure	11	9						
										284	H	St. Bonaventure	10	1						
										284	H	St. Bonaventure	9	3						
LAST 10 GAMES																				
					178	H	Monmouth	7	8	149	A	Marist	9	13						
					178	H	Monmouth	5	8	149	A	Marist	7	9						
					178	H	Monmouth	1	6	284	H	St. Bonaventure	10	1						
					284	A	St. Bonaventure	11	9	284	H	St. Bonaventure	9	3						
					149	A	Marist	7	9	278	H	Iona	9	6						

Non-Div. I Games:

Niagara

Omaha

Average RPI Win:		240	WON-LOST RECORD		WINNING PCT. RANK		LAST 10 GAMES		STRENGTH OF SCHEDULE		OPP. STRENGTH OF SCHEDULE		TEAM RPI	ADJ RPI		CONF. RPI	ADJ CONF. RPI		
DIV. I ONLY			13-22-0		.37143 231		2-8-0		272		254		273	.41956 273		29	29		
DIV. I NON-CONF.			5-15-0		.25 254		1-2-0		214		153		250	.43943 250		29	29		
TOTALS		RPI 1-25		RPI 26-50		W-L RECORDS		RPI 51-100		RPI 101-150		RPI 150+							
13-22-0		0-3-0		0-2-0		OVERALL		0-0-0		1-7-0		12-10-0							
7-5-0		0-0-0		0-0-0		HOME		0-0-0		0-1-0		7-4-0							
2-14-0		0-3-0		0-2-0		AWAY		0-0-0		1-6-0		1-3-0							
4-3-0		0-0-0		0-0-0		NEUTRAL		0-0-0		0-0-0		4-3-0							
5-15-0		0-3-0		0-2-0		NON-CONFERENCE		0-0-0		1-7-0		4-3-0							
0-1-0		0-0-0		0-0-0		HOME		0-0-0		0-1-0		0-0-0							
1-11-0		0-3-0		0-0-		AWAY		0-0-0		1-6-0		0-0-0							
4-3-0		0-0-0		0-0-0		NEUTRAL		0-0-0		0-0-0		4-3-0							
8-7-0		0-0-0		0-0-0		CONFERENCE		0-0-0		0-0-0		8-7-0							
7-4-0		0-0-0		0-0-0		HOME		0-0-0		0-0-0		7-4-0							
1-3-0		0-0-0		0-0-0		AWAY		0-0-0		0-0-0		1-3-0							
0-0-0		0-0-0		0-0-0		NEUTRAL		0-0-0		0-0-0		0-0-0							
RPI	S	Opponent		Score		RPI	S	Opponent		Score		RPI	S	Opponent		Score			
20	A	Wichita St.		3	4	34	A	Creighton		2	9	102	A	Kansas		6	8		
20	A	Wichita St.		0	3	40	A	Minnesota		3	5	102	A	Kansas		2	6		
20	A	Wichita St.		2	6							102	H	Kansas		5	9		
												118	A	Nebraska		8	7		
												121	A	Kansas St.		0	3		
												133	A	BYU		4	6		
												133	A	BYU		1	8		
												133	A	BYU		3	13		
												194	H	Oral Roberts		8	16		
												194	H	Oral Roberts		4	3		
												194	H	Oral Roberts		8	2		
												235	H	North Dakota St.		1	2		
												235	H	North Dakota St.		0	2		
												239	H	South Dakota St.		5	3		
												239	H	South Dakota St.		2	6		
												239	H	South Dakota St.		8	5		
												241	N	Northwestern		14	8		
												241	N	Northwestern		1	3		
												241	N	Northwestern		10	5		
												247	N	Ohio		6	5		
												247	N	Ohio		2	5		
												247	N	Ohio		1	4		
												247	N	Ohio		4	0		
												289	A	Western Ill.		8	5		
												290	A	Fort Wayne		2	11		
												290	A	Fort Wayne		0	5		
												290	A	Fort Wayne		0	11		
												290	H	Fort Wayne		15	0		
												290	H	Fort Wayne		7	0		
												290	H	Fort Wayne		12	8		
				LAST 10 GAMES															
				290	A	Fort Wayne	0	5	289	A	Western Ill.	8	5						
				290	A	Fort Wayne	2	11	102	H	Kansas	5	9						
				290	A	Fort Wayne	0	11	235	H	North Dakota St.	0	2						
				118	A	Nebraska	8	7	235	H	North Dakota St.	1	2						
				34	A	Creighton	2	9	239	H	South Dakota St.	2	6						

Non-Div. I Games:

Omaha

Average RPI Win: 237		WON-LOST RECORD		WINNING PCT. RANK		LAST 10 GAMES		STRENGTH OF SCHEDULE		OPP. STRENGTH OF SCHEDULE		TEAM RPI		ADJ RPI		CONF. RPI		ADJ CONF. RPI	
DIV. I ONLY		10-26-0		.27778 271		2-8-0		197		260		274		.41949 274		25		25	
DIV. I NON-CONF.		3-16-0		.15789 282		1-1-0		155		211		260		.43354 260		23		23	
TOTALS		RPI 1-25		RPI 26-50		W-L RECORDS		RPI 51-100		RPI 101-150		RPI 150+							
10-26-0		0-0-0		0-4-0		OVERALL		0-6-0		0-4-0		10-12-0							
7-7-0		0-0-0		0-0-0		HOME		0-0-0		0-0-0		7-7-0							
3-16-0		0-0-0		0-4-0		AWAY		0-4-0		0-3-0		3-5-0							
0-3-0		0-0-0		0-0-0		NEUTRAL		0-2-0		0-1-0		0-0-0							
3-16-0		0-0-0		0-4-0		NON-CONFERENCE		0-6-0		0-1-0		3-5-0							
0-0-0		0-0-0		0-0-0		HOME		0-0-0		0-0-0		0-0-0							
3-13-0		0-0-0		0-0-		AWAY		0-4-0		0-0-0		3-5-0							
0-3-0		0-0-0		0-0-0		NEUTRAL		0-2-0		0-1-0		0-0-0							
7-10-0		0-0-0		0-0-0		CONFERENCE		0-0-0		0-3-0		7-7-0							
7-7-0		0-0-0		0-0-0		HOME		0-0-0		0-0-0		7-7-0							
0-3-0		0-0-0		0-0-0		AWAY		0-0-0		0-3-0		0-0-0							
0-0-0		0-0-0		0-0-0		NEUTRAL		0-0-0		0-0-0		0-0-0							
RPI	S	Opponent	Score	RPI	S	Opponent	Score	RPI	S	Opponent	Score	RPI	S	Opponent	Score				
39	A	Ohio St.	3 12	62	N	Seton Hall	3 11	112	A	Wright St.	10 15								
42	A	Louisville	2 12	84	A	Kent St.	2 7	112	A	Wright St.	4 18								
42	A	Louisville	0 11	91	A	Pittsburgh	5 9	112	A	Wright St.	2 3								
42	A	Louisville	1 8	92	A	Liberty	2 12	147	N	Seattle U	2 5								
				92	A	Liberty	0 16	179	H	Milwaukee	2 5								
				97	N	Notre Dame	0 8	179	H	Milwaukee	7 14								
								179	H	Milwaukee	0 5								
								179	H	Milwaukee	1 6								
								179	H	Milwaukee	5 3								
								179	H	Milwaukee	4 12								
								183	A	Eastern Mich.	9 7								
								204	H	Oakland	4 17								
								204	H	Oakland	8 2								
								220	A	Radford	3 4								
								220	A	Radford	4 6								
								220	A	Radford	3 4								
								245	H	Ill. -Chicago	7 2								
								245	H	Ill. -Chicago	6 5								
								245	H	Ill. -Chicago	3 1								
								259	A	Bowling Green	9 6								
								269	A	Belmont	2 5								
								269	A	Belmont	8 4								
								269	A	Belmont	1 5								
								271	H	Northern Ky.	9 2								
								271	H	Northern Ky.	3 1								
								271	H	Northern Ky.	5 12								
LAST 10 GAMES				LAST 10 GAMES				LAST 10 GAMES											
179	H	Milwaukee	2 5	112	A	Wright St.	2 3												
179	H	Milwaukee	1 6	112	A	Wright St.	4 18												
179	H	Milwaukee	0 5	259	A	Bowling Green	9 6												
39	A	Ohio St.	3 12	204	H	Oakland	4 17												
112	A	Wright St.	10 15	204	H	Oakland	8 2												

Non-Div. I Games:

Youngstown St.

Average RPI Win:	266	WON-LOST RECORD	WINNING PCT. RANK	LAST 10 GAMES	STRENGTH OF SCHEDULE	OPP. STRENGTH OF SCHEDULE	TEAM RPI	ADJ RPI	CONF. RPI	ADJ CONF. RPI	
DIV. I ONLY	13-17-0	.43333	195	3-4-0	284	285	275	.41925	275	30	30
DIV. I NON-CONF.	2-9-0	.18182	276	1-2-0	204	62	275	.41742	274	30	30
TOTALS	RPI 1-25	RPI 26-50	W-L RECORDS		RPI 51-100	RPI 101-150		RPI 150+			
13-17-0	0-0-0	0-3-0	OVERALL		0-2-0	0-1-0		13-11-0			
7-7-0	0-0-0	0-1-0	HOME		0-0-0	0-1-0		7-5-0			
4-9-0	0-0-0	0-2-0	AWAY		0-2-0	0-0-0		4-5-0			
2-1-0	0-0-0	0-0-0	NEUTRAL		0-0-0	0-0-0		2-1-0			
2-9-0	0-0-0	0-3-0	NON-CONFERENCE		0-2-0	0-1-0		2-3-0			
1-4-0	0-0-0	0-1-0	HOME		0-0-0	0-1-0		1-2-0			
1-5-0	0-0-0	0-0-	AWAY		0-2-0	0-0-0		1-1-0			
0-0-0	0-0-0	0-0-0	NEUTRAL		0-0-0	0-0-0		0-0-0			
11-8-0	0-0-0	0-0-0	CONFERENCE		0-0-0	0-0-0		11-8-0			
6-3-0	0-0-0	0-0-0	HOME		0-0-0	0-0-0		6-3-0			
3-4-0	0-0-0	0-0-0	AWAY		0-0-0	0-0-0		3-4-0			
2-1-0	0-0-0	0-0-0	NEUTRAL		0-0-0	0-0-0		2-1-0			
RPI	S	Opponent	Score	RPI	S	Opponent	Score	RPI	S	Opponent	Score
				34	H	Creighton	6 10				
				43	A	Georgi a Tech	0 8				
				50	A	Bayl or	4 14				

Ark. -Pine Bluff

Average RPI Win: 236		WON-LOST	WINNING	LAST 10	STRENGTH OF		OPP. STRENGTH	TEAM	ADJ		CONF.	ADJ CONF.
Average RPI Loss: 164		RECORD	PCT. RANK	GAMES	SCHEDULE		OF SCHEDULE	RPI	RPI		RPI	RPI
DIV. I ONLY		13-25-0	.34211	246	5-5-0		241	222	276		24	24
DIV. I NON-CONF.		7-13-0	.35	224	1-1-0		217	250	254		22	22
TOTALS		RPI 1-25	RPI 26-50		W-L RECORDS		RPI 51-100		RPI 101-150		RPI 150+	
13-25-0		0-4-0	0-0-0		OVERALL		0-1-0		1-6-0		12-14-0	
10-13-0		0-0-0	0-0-0		HOME		0-0-0		1-6-0		9-7-0	
3-12-0		0-4-0	0-0-0		AWAY		0-1-0		0-0-0		3-7-0	
0-0-0		0-0-0	0-0-0		NEUTRAL		0-0-0		0-0-0		0-0-0	
7-13-0		0-4-0	0-0-0		NON-CONFERENCE		0-1-0		0-1-0		7-7-0	
5-6-0		0-0-0	0-0-0		HOME		0-0-0		0-1-0		5-5-0	
2-7-0		0-4-0	0-0-		AWAY		0-1-0		0-0-0		2-2-0	
0-0-0		0-0-0	0-0-0		NEUTRAL		0-0-0		0-0-0		0-0-0	
6-12-0		0-0-0	0-0-0		CONFERENCE		0-0-0		1-5-0		5-7-0	
5-7-0		0-0-0	0-0-0		HOME		0-0-0		1-5-0		4-2-0	
1-5-0		0-0-0	0-0-0		AWAY		0-0-0		0-0-0		1-5-0	
0-0-0		0-0-0	0-0-0		NEUTRAL		0-0-0		0-0-0		0-0-0	
RPI S	Opponent	Score	RPI S	Opponent	Score	RPI S	Opponent	Score	RPI S	Opponent	Score	
12 A	Auburn	0 6				74 A	Virginia	0 6	128 H	High Point	5 4	
12 A	Auburn	1 25							128 H	High Point	2 10	
12 A	Auburn	0 3							128 H	High Point	2 8	
22 A	Duke	3 9							131 H	James Madison	5 10	
									137 H	Campbell	1 15	
									137 H	Campbell	4 8	
									137 H	Campbell	2 7	
									169 A	VMI	11 9	
									169 H	VMI	6 12	
									193 A	Winthrop	7 15	
									193 A	Winthrop	0 8	
									193 A	Winthrop	3 4	
									219 H	N. C. Central	4 12	
									220 H	Radford	4 5	
									220 H	Radford	4 3	
									220 H	Radford	4 18	
									224 A	USC Upstate	0 2	
									224 A	USC Upstate	3 1	
									224 A	USC Upstate	2 14	
									226 H	George Mason	13 10	
									248 H	UNC Asheville	3 0	
									248 H	UNC Asheville	5 0	
									248 H	UNC Asheville	15 12	
									253 H	Lafayette	6 10	
									255 A	Charleston So.	5 9	
									255 A	Charleston So.	7 5	
									255 A	Charleston So.	0 6	
									272 H	Niagara	8 7	
									272 H	Niagara	2 15	
									272 H	Niagara	5 4	
									278 H	Iona	11 2	
									278 H	Iona	3 1	
									278 H	Iona	6 7	
			LAST 10 GAMES									
			137 H	Campbell	2 7	248 H	UNC Asheville	15 12				
			137 H	Campbell	1 15	248 H	UNC Asheville	3 0				
			137 H	Campbell	4 8	169 A	VMI	11 9				
			131 H	James Madison	5 10	220 H	Radford	4 5				
			248 H	UNC Asheville	5 0	220 H	Radford	4 3				

Non-Div. I Games:




Longwood

Average RPI Win: 244		WON-LOST RECORD		WINNING PCT. RANK		LAST 10 GAMES		STRENGTH OF SCHEDULE		OPP. STRENGTH OF SCHEDULE		TEAM RPI		ADJ RPI		CONF. RPI		ADJ CONF. RPI	
DIV. I ONLY		12-21-1		.36765 234		5-5-0		286		273		277		.41792 277		26		26	
DIV. I NON-CONF.		6-13-0		.31579 239		1-1-0		265		275		263		.43218 263		25		25	
TOTALS		RPI 1-25		RPI 26-50		W-L RECORDS		RPI 51-100		RPI 101-150		RPI 150+							
12-21-1		0-0-0		0-0-0		OVERALL		0-5-0		1-2-0		11-14-1							
3-3-1		0-0-0		0-0-0		HOME		0-0-0		0-0-0		3-3-1							
7-16-0		0-0-0		0-0-0		AWAY		0-5-0		1-2-0		6-9-0							
2-2-0		0-0-0		0-0-0		NEUTRAL		0-0-0		0-0-0		2-2-0							
6-13-0		0-0-0		0-0-0		NON-CONFERENCE		0-5-0		1-2-0		5-6-0							
1-0-0		0-0-0		0-0-0		HOME		0-0-0		0-0-0		1-0-0							
3-11-0		0-0-0		0-0-		AWAY		0-5-0		1-2-0		2-4-0							
2-2-0		0-0-0		0-0-0		NEUTRAL		0-0-0		0-0-0		2-2-0							
6-8-1		0-0-0		0-0-0		CONFERENCE		0-0-0		0-0-0		6-8-1							
2-3-1		0-0-0		0-0-0		HOME		0-0-0		0-0-0		2-3-1							
4-5-0		0-0-0		0-0-0		AWAY		0-0-0		0-0-0		4-5-0							
0-0-0		0-0-0		0-0-0		NEUTRAL		0-0-0		0-0-0		0-0-0							
RPI	S	Opponent	Score	RPI	S	Opponent	Score	RPI	S	Opponent	Score	RPI	S	Opponent	Score				
								94	A	Furman	4	12		148	A	Northwestern St.	8	5	
								94	A	Furman	1	4		148	A	Northwestern St.	1	2	
								96	A	Wofford	6	7		148	A	Northwestern St.	2	8	
								96	A	Wofford	6	8		155	A	Harvard	2	5	
								96	A	Wofford	4	5		155	A	Harvard	6	5	
														155	A	Harvard	5	14	
														178	A	Monmouth	1	3	
														224	A	USC Upstate	7	5	
														224	A	USC Upstate	3	5	
														224	A	USC Upstate	2	7	
														237	A	Saint Joseph's	4	7	
														243	H	Cornell	9	10	
														243	H	Cornell	6	7	
														243	H	Cornell	9	5	
														251	A	Princeton	7	2	
														251	A	Princeton	0	3	
														251	A	Princeton	10	1	
														260	H	Dartmouth	4	5	
														260	H	Dartmouth	8	7	
														260	H	Dartmouth	4	4	
														265	H	La Salle	17	7	
														266	A	Brown	9	8	
														266	A	Brown	1	4	
														266	A	Brown	6	7	
														282	A	Villanova	2	1	
														291	N	Fairleigh Dickinson	16	8	
														291	N	Fairleigh Dickinson	1	3	
														291	N	Fairleigh Dickinson	3	7	
														291	N	Fairleigh Dickinson	6	3	
LAST 10 GAMES																			
				243	H	Cornell	6	7					251	A	Princeton	0	3		
				243	H	Cornell	9	10					251	A	Princeton	10	1		
				243	H	Cornell	9	5					178	A	Monmouth	1	3		
				265	H	La Salle	17	7					155	A	Harvard	6	5		
				251	A	Princeton	7	2					155	A	Harvard	2	5		

Non-Div. I Games:

Penn

Non-Div. I Games:

 Tie,  Loss,  Non-Conf, S Site, H Home, A Away, N Neutral Page 287

RPI	S	Opponent	Score	
295	A	Norfolk St.	6	1

I
o
n
a

I
o
n
a

Iona

Average RPI Win: 267		WON-LOST	WINNING	LAST 10	STRENGTH OF		OPP. STRENGTH	TEAM	ADJ		CONF.	ADJ CONF.		
Average RPI Loss: 195		RECORD	PCT. RANK	GAMES	SCHEDULE		OF SCHEDULE	RPI	RPI		RPI	RPI		
DIV. I ONLY		18-19-0	.48649	159	5-5-0		295	272	279	.41363	279	30	30	
DIV. I NON-CONF.		2-9-0	.18182	276	1-1-0		121	16	240	.45311	240	30	30	
<hr/>														
TOTALS		RPI 1-25		RPI 26-50		W-L RECORDS		RPI 51-100		RPI 101-150		RPI 150+		
18-19-0		0-1-0		0-1-0		OVERALL		0-4-0		0-0-0		18-13-0		
11-4-0		0-0-0		0-0-0		HOME		0-0-0		0-0-0		11-4-0		
6-13-0		0-1-0		0-1-0		AWAY		0-4-0		0-0-0		6-7-0		
1-2-0		0-0-0		0-0-0		NEUTRAL		0-0-0		0-0-0		1-2-0		
2-9-0		0-1-0		0-1-0		NON-CONFERENCE		0-4-0		0-0-0		2-3-0		
1-0-0		0-0-0		0-0-0		HOME		0-0-0		0-0-0		1-0-0		
1-9-0		0-1-0		0-0-		AWAY		0-4-0		0-0-0		1-3-0		
0-0-0		0-0-0		0-0-0		NEUTRAL		0-0-0		0-0-0		0-0-0		
16-10-0		0-0-0		0-0-0		CONFERENCE		0-0-0		0-0-0		16-10-0		
10-4-0		0-0-0		0-0-0		HOME		0-0-0		0-0-0		10-4-0		
5-4-0		0-0-0		0-0-0		AWAY		0-0-0		0-0-0		5-4-0		
1-2-0		0-0-0		0-0-0		NEUTRAL		0-0-0		0-0-0		1-2-0		
RPI	S	Opponent	Score		RPI	S	Opponent	Score		RPI	S	Opponent	Score	
8	A	Arkansas	6	7	49	A	Louisiana Tech	0	8	58	A	LSU	3	10
										87	A	Kennesaw St.	6	23
										87	A	Kennesaw St.	2	14
										87	A	Kennesaw St.	7	26
										151	A	FIU	7	12
										151	A	FIU	8	7
										151	A	FIU	0	3
										195	H	La. -Monroe	9	7
										232	H	Texas Southern	9	8
										232	H	Texas Southern	10	5
										232	H	Texas Southern	7	18
										238	A	SFA	3	14
										275	A	Ark. -Pine Bluff	8	7
										275	A	Ark. -Pine Bluff	6	7
										275	A	Ark. -Pine Bluff	5	3
										275	H	Ark. -Pine Bluff	10	9
										275	H	Ark. -Pine Bluff	8	12
										275	H	Ark. -Pine Bluff	9	2
										275	N	Ark. -Pine Bluff	4	5
										287	A	Southern U.	11	6
										287	A	Southern U.	0	1
										287	A	Southern U.	11	5
										287	H	Southern U.	2	13
										287	H	Southern U.	10	6
										287	H	Southern U.	19	18
										287	N	Southern U.	7	8
										288	H	Alcorn	12	5
										288	H	Alcorn	8	7
										288	N	Alcorn	6	5
										293	A	Prairie View	7	8
										293	A	Prairie View	18	11
										293	A	Prairie View	2	12
										293	H	Prairie View	10	4
										293	H	Prairie View	6	3
										293	H	Prairie View	4	6
<hr/>														
Non-Div. I Games:				Wiley	15	5	Texas Col.	11	3	Wiley	6	5	Grambling	

Average RPI Win: 257		WON-LOST RECORD		WINNING PCT. RANK		LAST 10 GAMES		STRENGTH OF SCHEDULE		OPP. STRENGTH OF SCHEDULE		TEAM RPI		ADJ RPI		CONF. RPI		ADJ CONF. RPI	
DIV. I ONLY		13-23-0		.36111 238		5-5-0		270		287		280		.41232 280		27		27	
DIV. I NON-CONF.		6-13-0		.31579 239		0-2-0		293		290		290		.37726 290		28		28	
TOTALS		RPI 1-25		RPI 26-50		W-L RECORDS		RPI 51-100		RPI 101-150		RPI 150+							
13-23-0		0-0-0		0-1-0		OVERALL		1-6-0		0-4-0		12-12-0							
7-4-0		0-0-0		0-0-0		HOME		0-0-0		0-0-0		7-4-0							
4-13-0		0-0-0		0-0-0		AWAY		1-6-0		0-3-0		3-4-0							
2-6-0		0-0-0		0-1-0		NEUTRAL		0-0-0		0-1-0		2-4-0							
6-13-0		0-0-0		0-1-0		NON-CONFERENCE		0-0-0		0-4-0		6-8-0							
2-1-0		0-0-0		0-0-0		HOME		0-0-0		0-0-0		2-1-0							
2-6-0		0-0-0		0-0-		AWAY		0-0-0		0-3-0		2-3-0							
2-6-0		0-0-0		0-1-0		NEUTRAL		0-0-0		0-1-0		2-4-0							
7-10-0		0-0-0		0-0-0		CONFERENCE		1-6-0		0-0-0		6-4-0							
5-3-0		0-0-0		0-0-0		HOME		0-0-0		0-0-0		5-3-0							
2-7-0		0-0-0		0-0-0		AWAY		1-6-0		0-0-0		1-1-0							
0-0-0		0-0-0		0-0-0		NEUTRAL		0-0-0		0-0-0		0-0-0							
RPI	S	Opponent	Score	RPI	S	Opponent	Score	RPI	S	Opponent	Score	RPI	S	Opponent	Score				
				40	N	Minnesota	5 16	70	A	Wagner	3 5	135	A	Davidson	7 18				
								70	A	Wagner	3 9	135	A	Davidson	2 4				
								70	A	Wagner	6 7	135	A	Davidson	1 9				
								70	A	Wagner	1 2	145	N	Hofstra	0 11				
								93	A	Bryant	2 9	206	N	Georgetown	4 3				
								93	A	Bryant	3 9	209	A	Penn St.	2 7				
								93	A	Bryant	6 1	229	A	UMBC	7 9				
												242	H	LIU Brooklyn	12 9				
												242	H	LIU Brooklyn	1 6				
												242	H	LIU Brooklyn	3 2				
												242	H	LIU Brooklyn	8 11				
												250	A	Sacred Heart	5 11				
												250	A	Sacred Heart	7 6				
												257	N	Chicago St.	4 7				
												261	N	Presbyterian	2 13				
												281	A	Coppin St.	15 5				
												281	H	Coppin St.	4 1				
												284	N	St. Bonaventure	0 3				
												284	N	St. Bonaventure	9 14				
												284	N	St. Bonaventure	16 6				
												291	H	Fairleigh Dickinson	2 3				
												291	H	Fairleigh Dickinson	14 1				
												291	H	Fairleigh Dickinson	8 4				
												291	H	Fairleigh Dickinson	7 6				
												296	A	UMES	4 3				
												296	A	UMES	1 2				
												296	H	UMES	5 9				
												296	H	UMES	8 5				
LAST 10 GAMES																			
						291	H	Fairleigh Dickinson	14 1			242	H	LIU Brooklyn	3 2				
						291	H	Fairleigh Dickinson	2 3			242	H	LIU Brooklyn	1 6				
						291	H	Fairleigh Dickinson	7 6			242	H	LIU Brooklyn	12 9				
						291	H	Fairleigh Dickinson	8 4			242	H	LIU Brooklyn	8 11				
						209	A	Penn St.	2 7			296	H	UMES	5 9				

Non-Div. I Games:

Mt. St. Mary's

Average RPI Win: 292		WON-LOST RECORD		WINNING PCT. RANK		LAST 10 GAMES		STRENGTH OF SCHEDULE		OPP. STRENGTH OF SCHEDULE		TEAM RPI		ADJ RPI		CONF. RPI		ADJ CONF. RPI	
DIV. I ONLY		15-19-0		.44118 186		7-3-0		285		297		281		.41014 281		31		31	
DIV. I NON-CONF.		0-15-0		0 294		0-2-0		152		280		293		.36578 293		31		31	
TOTALS		RPI 1-25		RPI 26-50		W-L RECORDS		RPI 51-100		RPI 101-150		RPI 150+							
15-19-0		0-0-0		0-0-0		OVERALL		0-2-0		0-4-0		15-13-0							
8-7-0		0-0-0		0-0-0		HOME		0-2-0		0-2-0		8-3-0							
7-12-0		0-0-0		0-0-0		AWAY		0-0-0		0-2-0		7-10-0							
0-0-0		0-0-0		0-0-0		NEUTRAL		0-0-0		0-0-0		0-0-0							
0-15-0		0-0-0		0-0-0		NON-CONFERENCE		0-2-0		0-4-0		0-9-0							
0-6-0		0-0-0		0-0-0		HOME		0-2-0		0-2-0		0-2-0							
0-9-0		0-0-0		0-0-		AWAY		0-0-0		0-2-0		0-7-0							
0-0-0		0-0-0		0-0-0		NEUTRAL		0-0-0		0-0-0		0-0-0							
15-4-0		0-0-0		0-0-0		CONFERENCE		0-0-0		0-0-0		15-4-0							
8-1-0		0-0-0		0-0-0		HOME		0-0-0		0-0-0		8-1-0							
7-3-0		0-0-0		0-0-0		AWAY		0-0-0		0-0-0		7-3-0							
0-0-0		0-0-0		0-0-0		NEUTRAL		0-0-0		0-0-0		0-0-0							
RPI	S	Opponent	Score	RPI	S	Opponent	Score	RPI	S	Opponent	Score	RPI	S	Opponent	Score				
								70	H	Wagner	0 9	125	A	Navy	3 11				
								70	H	Wagner	2 3	125	A	Navy	1 3				
												144	H	Fordham	1 4				
												144	H	Fordham	8 10				
												167	H	NJIT	7 8				
												174	A	Eastern Ky.	8 10				
												174	A	Eastern Ky.	1 15				
												174	A	Eastern Ky.	4 14				
												206	A	Georgetown	9 16				
												229	A	UMBC	2 7				
												230	A	N. C. A&T	2 3				
												230	A	N. C. A&T	9 5				
												262	A	Towson	4 9				
												280	A	Mt. St. Mary's	1 4				
												280	H	Mt. St. Mary's	5 15				
												295	A	Norfol k St.	7 5				
												295	A	Norfol k St.	10 0				
												295	A	Norfol k St.	5 6				
												295	H	Norfol k St.	1 5				
												295	H	Norfol k St.	2 1				
												295	H	Norfol k St.	7 4				
												296	A	UMES	5 4				
												296	A	UMES	0 1				
												296	A	UMES	12 2				
												296	H	UMES	15 1				
												296	H	UMES	3 1				
												296	H	UMES	3 0				
												297	A	Del aware St.	11 4				
												297	A	Del aware St.	10 4				
												297	H	Del aware St.	17 13				
												297	H	Del aware St.	2 0				
												297	H	Del aware St.	3 2				
LAST 10 GAMES																			

Non-Div. I Games:

Coppin St.

Average RPI Win:	259	WON-LOST RECORD	WINNING PCT. RANK	LAST 10 GAMES	STRENGTH OF SCHEDULE	OPP. STRENGTH OF SCHEDULE	TEAM RPI	ADJ RPI	CONF. RPI	ADJ CONF. RPI					
DIV. I ONLY		6-26-0	.1875	292	1-9-0	173	275	282	.40772	282	12	12			
DIV. I NON-CONF.		6-20-0	.23077	264	1-5-0	251	285	284	.40037	284	12	12			
<hr/>															
TOTALS	RPI 1-25	RPI 26-50		W-L RECORDS		RPI 51-100		RPI 101-150		RPI 150+					
6-26-0	0-1-0	0-3-0		OVERALL		0-4-0		0-6-0		6-12-0					
0-16-0	0-0-0	0-3-0		HOME		0-4-0		0-3-0		0-6-0					
5-5-0	0-0-0	0-0-0		AWAY		0-0-0		0-3-0		5-2-0					
1-5-0	0-1-0	0-0-0		NEUTRAL		0-0-0		0-0-0		1-4-0					
6-20-0	0-1-0	0-0-0		NON-CONFERENCE		0-4-0		0-3-0		6-12-0					
0-10-0	0-0-0	0-0-0		HOME		0-4-0		0-0-0		0-6-0					
5-5-0	0-0-0	0-0-		AWAY		0-0-0		0-3-0		5-2-0					
1-5-0	0-1-0	0-0-0		NEUTRAL		0-0-0		0-0-0		1-4-0					
0-6-0	0-0-0	0-3-0		CONFERENCE		0-0-0		0-3-0		0-0-0					
0-6-0	0-0-0	0-3-0		HOME		0-0-0		0-3-0		0-0-0					
0-0-0	0-0-0	0-0-0		AWAY		0-0-0		0-0-0		0-0-0					
0-0-0	0-0-0	0-0-0		NEUTRAL		0-0-0		0-0-0		0-0-0					
RPI	S	Opponent	Score	RPI	S	Opponent	Score	RPI	S	Opponent	Score				
19	N	Northeastern	0 1	48	H	St. John's (NY)	1 6	70	H	Wagner	4 8	111	A	Southern Cal i forni a	6 15
				48	H	St. John's (NY)	3 6	70	H	Wagner	5 6	111	A	Southern Cal i forni a	6 12
				48	H	St. John's (NY)	2 8	70	H	Wagner	2 7	111	A	Southern Cal i forni a	2 5
								70	H	Wagner	7 8	129	H	Butler	4 5
												129	H	Butler	3 4
												129	H	Butler	5 13
												167	H	NJIT	0 1
												167	H	NJIT	2 3
												172	H	Manhattan	5 7
												216	A	Bucknell I	6 4
												216	N	Bucknell I	6 4
												216	N	Bucknell I	1 11
												226	N	George Mason	1 6
												233	N	Western Mich.	0 6
												237	A	Sai nt Joseph' s	3 2
												237	H	Sai nt Joseph' s	4 6
												250	H	Sacred Heart	2 3
												253	A	Lafayette	6 7
												260	N	Dartmouth	7 12
												265	A	La Salle	6 7
												277	H	Penn	1 2
												295	A	Norfol k St.	14 1
												295	A	Norfol k St.	11 3
												295	A	Norfol k St.	4 2
				LAST 10 GAMES											
				70	H	Wagner	5 6	129	H	Butler	3 4				
				70	H	Wagner	2 7	129	H	Butler	5 13				
				70	H	Wagner	7 8	237	A	Sai nt Joseph' s	3 2				
				265	A	La Salle	6 7	237	H	Sai nt Joseph' s	4 6				
				129	H	Butler	4 5	48	H	St. John's (NY)	3 6				

Non-Div. I Games:

Vi l l anova

Ri der

Average RPI Win: 256		WON-LOST RECORD	WINNING PCT. RANK	LAST 10 GAMES	STRENGTH OF SCHEDULE	OPP. STRENGTH OF SCHEDULE	TEAM RPI	ADJ RPI		CONF. RPI	ADJ CONF. RPI									
Average RPI Loss: 188																				
DIV. I ONLY		10-23-0	.30303 265	4-6-0	264	291	283	.40556	283	28	28									
DIV. I NON-CONF.		5-17-0	.22727 265	0-1-0	158	297	269	.42681	269	27	27									
<hr/>																				
TOTALS		RPI 1-25		RPI 26-50		W-L RECORDS		RPI 51-100		RPI 101-150		RPI 150+								
10-23-0		0-0-0		0-0-0		OVERALL		0-1-0		1-7-0		9-15-0								
4-4-0		0-0-0		0-0-0		HOME		0-1-0		0-0-0		4-3-0								
4-16-0		0-0-0		0-0-0		AWAY		0-0-0		1-7-0		3-9-0								
2-3-0		0-0-0		0-0-0		NEUTRAL		0-0-0		0-0-0		2-3-0								
5-17-0		0-0-0		0-0-0		NON-CONFERENCE		0-1-0		1-7-0		4-9-0								
0-3-0		0-0-0		0-0-0		HOME		0-1-0		0-0-0		0-2-0								
3-11-0		0-0-0		0-0-		AWAY		0-0-0		1-7-0		2-4-0								
2-3-0		0-0-0		0-0-0		NEUTRAL		0-0-0		0-0-0		2-3-0								
5-6-0		0-0-0		0-0-0		CONFERENCE		0-0-0		0-0-0		5-6-0								
4-1-0		0-0-0		0-0-0		HOME		0-0-0		0-0-0		4-1-0								
1-5-0		0-0-0		0-0-0		AWAY		0-0-0		0-0-0		1-5-0								
0-0-0		0-0-0		0-0-0		NEUTRAL		0-0-0		0-0-0		0-0-0								
RPI	S	Opponent	Score	RPI	S	Opponent	Score	RPI	S	Opponent	Score									
								70	H	Wagner	3	4								
								125	A	Navy	3	4								
								125	A	Navy	3	5								
								125	A	Navy	4	10								
								126	A	El on	4	13								
								126	A	El on	1	21								
								126	A	El on	2	13								
								137	A	Campbel l	13	4								
								137	A	Campbel l	0	9								
								172	A	Manhattan	8	4								
								172	A	Manhattan	2	3								
								172	A	Manhattan	2	12								
								186	A	Mi ami (OH)	1	5								
								186	A	Mi ami (OH)	0	6								
								186	A	Mi ami (OH)	1	2								
								217	H	Lehi gh	3	5								
								221	A	Fai rfi el d	4	5								
								221	A	Fai rfi el d	1	15								
								221	A	Fai rfi el d	4	13								
								247	N	Ohi o	6	4								
								247	N	Ohi o	5	6								
								247	N	Ohi o	6	5								
								247	N	Ohi o	2	10								
								253	N	Lafayette	8	9								
								265	H	La Salle	7	8								
								278	H	I ona	9	3								
								278	H	I ona	0	12								
								LAST 10 GAMES				LAST 10 GAMES				294	H	Saint Peter's	13	7
								172 A Manhattan				2	3	294	H	Saint Peter's	13	7		
								172 A Manhattan				8	4	70	H	Wagner	3	4		
172 A Manhattan				2	12	221	A	Fai rfi el d	4	5										
294 H Saint Peter's				17	7	221	A	Fai rfi el d	1	15										
294 H Saint Peter's				9	2	221	A	Fai rfi el d	4	13										
						297	A	Del aware St.	3	1										
						297	A	Del aware St.	8	6										
						297	A	Del aware St.	3	4										

Non-Div. I Games:

Ri der

Average RPI Win: 232		WON-LOST	WINNING	LAST 10	STRENGTH OF		OPP. STRENGTH	TEAM	ADJ	CONF.	ADJ CONF.
Average RPI Loss: 222		RECORD	PCT. RANK	GAMES	SCHEDULE		OF SCHEDULE	RPI	RPI	RPI	RPI
DIV. I ONLY		8-22-0	.26667	275	2-8-0		273	278	284	.40173	23
DIV. I NON-CONF.		4-13-0	.23529	262	0-3-0		275	289	287	.39536	26
TOTALS		RPI 1-25	RPI 26-50		W-L RECORDS		RPI 51-100		RPI 101-150		RPI 150+
8-22-0		0-0-0	0-0-0		OVERALL		0-0-0		2-5-0		6-17-0
1-4-0		0-0-0	0-0-0		HOME		0-0-0		1-2-0		0-2-0
5-12-0		0-0-0	0-0-0		AWAY		0-0-0		1-2-0		4-9-0
2-6-0		0-0-0	0-0-0		NEUTRAL		0-0-0		0-1-0		2-5-0
4-13-0		0-0-0	0-0-0		NON-CONFERENCE		0-0-0		1-3-0		3-10-0
0-1-0		0-0-0	0-0-0		HOME		0-0-0		0-0-0		0-1-0
2-6-0		0-0-0	0-0-		AWAY		0-0-0		1-2-0		1-4-0
2-6-0		0-0-0	0-0-0		NEUTRAL		0-0-0		0-1-0		2-5-0
4-9-0		0-0-0	0-0-0		CONFERENCE		0-0-0		1-2-0		3-7-0
1-3-0		0-0-0	0-0-0		HOME		0-0-0		1-2-0		0-1-0
3-6-0		0-0-0	0-0-0		AWAY		0-0-0		0-0-0		3-6-0
0-0-0		0-0-0	0-0-0		NEUTRAL		0-0-0		0-0-0		0-0-0
RPI	S	Opponent	Score	RPI	S	Opponent	Score	RPI	S	Opponent	Score
								131	A	James Madison	1 0
								131	A	James Madison	5 9
								131	A	James Madison	3 14
								140	N	Rutgers	4 13
								146	H	VCU	3 2
								146	H	VCU	2 8
								146	H	VCU	4 11
								226	A	George Mason	0 4
								226	A	George Mason	0 6
								226	A	George Mason	6 7
								230	A	N. C. A&T	3 4
								230	A	N. C. A&T	4 5
								230	A	N. C. A&T	8 7
								233	N	Western Mich.	4 8
								233	N	Western Mich.	0 1
								233	N	Western Mich.	2 9
								237	H	Saint Joseph's	3 4
								252	A	Dayton	2 0
								252	A	Dayton	0 12
								252	A	Dayton	4 7
								257	N	Chicago St.	5 9
								267	A	Massachusetts	3 5
								267	A	Massachusetts	6 5
								267	A	Massachusetts	7 5
								272	A	Niagara	3 9
								272	A	Niagara	1 10
								272	H	Niagara	9 11
								280	N	Mt. St. Mary's	3 0
								280	N	Mt. St. Mary's	6 16
								280	N	Mt. St. Mary's	14 9
				LAST 10 GAMES							
				252	A	Dayton	0 12	146	H	VCU	2 8
								146	H	VCU	4 11
				252	A	Dayton	2 0	272	A	Niagara	1 10
				252	A	Dayton	4 7	272	A	Niagara	3 9
				272	H	Niagara	9 11	237	H	Saint Joseph's	3 4
				146	H	VCU	3 2				

Non-Div. I Games:

St. Bonaventure

Average RPI Win: 254		WON-LOST RECORD	WINNING PCT. RANK	LAST 10 GAMES	STRENGTH OF SCHEDULE	OPP. STRENGTH OF SCHEDULE	TEAM RPI	ADJ RPI	CONF. RPI	ADJ CONF. RPI								
DIV. I ONLY		9-22-0	.29032	267	4-5-0	277	279	286	.39521	285	30	30						
DIV. I NON-CONF.		0-13-0	0	294	0-1-0	263	225	295	.33773	295	30	30						
TOTALS		RPI 1-25	RPI 26-50		W-L RECORDS		RPI 51-100		RPI 101-150		RPI 150+							
9-22-0		0-0-0	0-0-0		OVERALL		0-0-0		0-5-0		9-17-0							
6-5-0		0-0-0	0-0-0		HOME		0-0-0		0-0-0		6-5-0							
3-17-0		0-0-0	0-0-0		AWAY		0-0-0		0-5-0		3-12-0							
0-0-0		0-0-0	0-0-0		NEUTRAL		0-0-0		0-0-0		0-0-0							
0-13-0		0-0-0	0-0-0		NON-CONFERENCE		0-0-0		0-5-0		0-8-0							
0-2-0		0-0-0	0-0-0		HOME		0-0-0		0-0-0		0-2-0							
0-11-0		0-0-0	0-0-		AWAY		0-0-0		0-5-0		0-6-0							
0-0-0		0-0-0	0-0-0		NEUTRAL		0-0-0		0-0-0		0-0-0							
9-9-0		0-0-0	0-0-0		CONFERENCE		0-0-0		0-0-0		9-9-0							
6-3-0		0-0-0	0-0-0		HOME		0-0-0		0-0-0		6-3-0							
3-6-0		0-0-0	0-0-0		AWAY		0-0-0		0-0-0		3-6-0							
0-0-0		0-0-0	0-0-0		NEUTRAL		0-0-0		0-0-0		0-0-0							
RPI	S	Opponent	Score	RPI	S	Opponent	Score	RPI	S	Opponent	Score	RPI	S	Opponent	Score			
								119	A	Central Ark.	2	27						
								119	A	Central Ark.	4	19						
								120	A	New Mexico St.	4	15						
								120	A	New Mexico St.	0	20						
								120	A	New Mexico St.	0	39						
								202	A	Jackson St.	5	9						
								202	A	Jackson St.	4	16						
								202	A	Jackson St.	2	1						
								202	H	Jackson St.	3	2						
								202	H	Jackson St.	11	7						
								202	H	Jackson St.	6	18						
								207	A	Nicholls St.	3	4						
								210	A	Arkansas St.	0	9						
								212	A	Memphis	0	14						
								227	H	Eastern Ill.	6	11						
								227	H	Eastern Ill.	0	6						
								244	A	Abilene Christian	3	11						
								244	A	Abilene Christian	7	8						
								244	A	Abilene Christian	4	15						
								246	A	Alabama St.	1	5						
								246	A	Alabama St.	10	7						
								246	A	Alabama St.	0	2						
								286	H	Alabama A&M	6	8						
								286	H	Alabama A&M	10	5						
								286	H	Alabama A&M	12	7						
								288	A	Alcorn	5	0						
								288	A	Alcorn	10	11						
								288	A	Alcorn	4	11						
								288	H	Alcorn	6	5						
								288	H	Alcorn	2	10						
								288	H	Alcorn	9	5						
				LAST 10 GAMES														
						288	A	Alcorn	10	11				202	H	Jackson St.	3	2
						288	A	Alcorn	5	0				202	H	Jackson St.	6	18
						288	A	Alcorn	4	11				246	A	Alabama St.	1	5
						207	A	Nicholls St.	3	4				246	A	Alabama St.	10	7
						202	H	Jackson St.	11	7				246	A	Alabama St.	0	2

Non-Div. I Games: Stillman 15 4 Delta St. 6 5 Delta St. 5 10

Average RPI Win:		272	WON-LOST RECORD		WINNING PCT. RANK		LAST 10 GAMES		STRENGTH OF SCHEDULE		OPP. STRENGTH OF SCHEDULE		TEAM RPI		ADJ RPI		CONF. RPI		ADJ CONF. RPI	
DIV. I ONLY			7-33-0		.175 293		0-9-0		166		282		285		.39409 286		30		30	
DIV. I NON-CONF.			3-19-0		.13636 284		0-5-0		70		256		272		.41573 276		30		30	
TOTALS		RPI 1-25		RPI 26-50		W-L RECORDS		RPI 51-100		RPI 101-150		RPI 150+								
7-33-0		0-3-0		0-3-0		OVERALL		0-5-0		0-0-0		7-22-0								
6-12-0		0-2-0		0-0-0		HOME		0-0-0		0-0-0		6-10-0								
1-21-0		0-1-0		0-3-0		AWAY		0-5-0		0-0-0		1-12-0								
0-0-0		0-0-0		0-0-0		NEUTRAL		0-0-0		0-0-0		0-0-0								
3-19-0		0-3-0		0-3-0		NON-CONFERENCE		0-5-0		0-0-0		3-8-0								
3-6-0		0-2-0		0-0-0		HOME		0-0-0		0-0-0		3-4-0								
0-13-0		0-1-0		0-0-		AWAY		0-5-0		0-0-0		0-4-0								
0-0-0		0-0-0		0-0-0		NEUTRAL		0-0-0		0-0-0		0-0-0								
4-14-0		0-0-0		0-0-0		CONFERENCE		0-0-0		0-0-0		4-14-0								
3-6-0		0-0-0		0-0-0		HOME		0-0-0		0-0-0		3-6-0								
1-8-0		0-0-0		0-0-0		AWAY		0-0-0		0-0-0		1-8-0								
0-0-0		0-0-0		0-0-0		NEUTRAL		0-0-0		0-0-0		0-0-0								
RPI	S	Opponent		Score		RPI	S	Opponent		Score		RPI	S	Opponent		Score				
12	A	Auburn		5	19	31	A	Missouri		3	7	69	A	Alabama		0	14			
25	H	Tennessee Tech		8	12	31	A	Missouri		0	14	69	A	Alabama		0	15			
25	H	Tennessee Tech		0	17	37	A	Troy		2	10	81	A	Samford		2	3			
												81	A	Samford		2	9			
												81	A	Samford		2	6			
														Jackson St.		6	16			
														Jackson St.		2	13			
														Jackson St.		7	10			
														Jackson St.		0	8			
														Jackson St.		4	8			
														Jackson St.		0	11			
														N. C. A&T		1	13			
														N. C. A&T		5	15			
														N. C. A&T		4	5			
														Alabama St.		11	12			
														Alabama St.		5	15			
														Alabama St.		4	12			
														Alabama St.		3	0			
														Alabama St.		7	6			
														Alabama St.		4	5			
														Murray St.		4	1			
														Mississippi Val.		7	12			
														Mississippi Val.		5	10			
														Mississippi Val.		8	6			
														Alcorn		4	15			
														Alcorn		11	1			
														Alcorn		4	5			
														Fort Wayne		5	2			
														Fort Wayne		4	7			
														Fort Wayne		8	7			
LAST 10 GAMES																				
230	A	N. C. A&T		4	5	246	A	Alabama St.		5	15	290	H	Fort Wayne		5	2			
230	A	N. C. A&T		1	13	246	A	Alabama St.		4	12	290	H	Fort Wayne		4	7			
230	A	N. C. A&T		5	15	246	A	Alabama St.		11	12	290	H	Fort Wayne		8	7			
25	H	Tennessee Tech		8	12	202	A	Jackson St.		7	10									
37	A	Troy		2	10	202	A	Jackson St.		6	16									

Non-Div. I Games: North Ala. 5 10 North Ala. 10 13

Al abama A&M

Average RPI Win: 271		WON-LOST RECORD		WINNING PCT. RANK		LAST 10 GAMES		STRENGTH OF SCHEDULE		OPP. STRENGTH OF SCHEDULE		TEAM RPI		ADJ RPI		CONF. RPI		ADJ CONF. RPI	
DIV. I ONLY		8-26-0		.23529 285		1-9-0		259		293		287		.38942 287		30		30	
DIV. I NON-CONF.		0-11-0		0 294		0-3-0		132		210		289		.37876 289		30		30	
TOTALS		RPI 1-25		RPI 26-50		W-L RECORDS		RPI 51-100		RPI 101-150		RPI 150+							
8-26-0		0-0-0		0-3-0		OVERALL		0-1-0		0-1-0		8-21-0							
3-5-0		0-0-0		0-0-0		HOME		0-0-0		0-0-0		3-5-0							
4-18-0		0-0-0		0-3-0		AWAY		0-1-0		0-0-0		4-14-0							
1-3-0		0-0-0		0-0-0		NEUTRAL		0-0-0		0-1-0		1-2-0							
0-11-0		0-0-0		0-3-0		NON-CONFERENCE		0-1-0		0-1-0		0-6-0							
0-1-0		0-0-0		0-0-0		HOME		0-0-0		0-0-0		0-1-0							
0-7-0		0-0-0		0-0-		AWAY		0-1-0		0-0-0		0-3-0							
0-3-0		0-0-0		0-0-0		NEUTRAL		0-0-0		0-1-0		0-2-0							
8-15-0		0-0-0		0-0-0		CONFERENCE		0-0-0		0-0-0		8-15-0							
3-4-0		0-0-0		0-0-0		HOME		0-0-0		0-0-0		3-4-0							
4-11-0		0-0-0		0-0-0		AWAY		0-0-0		0-0-0		4-11-0							
1-0-0		0-0-0		0-0-0		NEUTRAL		0-0-0		0-0-0		1-0-0							
RPI	S	Opponent	Score		RPI	S	Opponent	Score		RPI	S	Opponent	Score						
			35	A	Southern Miss.	1	12	58	A	LSU	2	8	123	N	Xavi er	1	6		
			41	A	DBU	3	10						185	A	New Orleans	3	14		
			46	A	Mi ssi ssi ppi St.	0	5						185	A	New Orleans	2	6		
													185	H	New Orleans	5	7		
													197	A	Incarnate Word	4	6		
													232	A	Texas Southern	5	7		
													232	A	Texas Southern	6	7		
													232	A	Texas Southern	0	4		
													232	H	Texas Southern	1	8		
													232	H	Texas Southern	9	8		
													245	N	Ill . -Chi cago	0	3		
													245	N	Ill . -Chi cago	5	9		
													246	A	Al abama St.	7	3		
													246	A	Al abama St.	0	14		
													246	A	Al abama St.	6	12		
													275	A	Ark. -Pine Bluff	5	6		
													275	A	Ark. -Pine Bluff	12	1		
													275	A	Ark. -Pine Bluff	5	6		
													275	H	Ark. -Pine Bluff	7	8		
													279	A	Grambling	13	2		
													279	A	Grambling	18	19		
													279	A	Grambling	6	10		
													279	H	Grambling	6	11		
													279	H	Grambling	1	0		
													279	H	Grambling	5	11		
													279	N	Grambling	8	7		
													288	H	Al corn	6	1		
													293	A	Prai rie View	13	11		
													293	A	Prai rie View	8	9		
													293	A	Prai rie View	6	7		
LAST 10 GAMES																			
			279	H	Grambling	1	0	232	A	Texas Southern	6	7							
			279	H	Grambling	6	11	185	H	New Orleans	5	7							
			279	H	Grambling	5	11	275	H	Ark. -Pi ne Bl uff	7	8							
			232	A	Texas Southern	5	7	46	A	Mi ssi ssi ppi St.	0	5							
			232	A	Texas Southern	0	4	123	N	Xavi er	1	6							

Non-Div. I Games:

Southern U.

Al corn

Average RPI Win: 279		WON-LOST	WINNING	LAST 10	STRENGTH OF	OPP. STRENGTH	TEAM	ADJ	CONF.	ADJ CONF.
Average RPI Loss: 218		RECORD	PCT. RANK	GAMES	SCHEDULE	OF SCHEDULE	RPI	RPI	RPI	RPI
DIV. I ONLY		9-28-0	.24324 282	2-8-0	276	288	288	.38743 288	30	30
DIV. I NON-CONF.		2-11-0	.15385 283	0-6-0	120	270	251	.43851 252	30	30
TOTALS		RPI 1-25	RPI 26-50	W-L RECORDS	RPI 51-100	RPI 101-150	RPI 150+			
9-28-0	0-0-0		0-1-0	OVERALL	0-1-0	0-5-0	9-21-0			
2-7-0	0-0-0		0-0-0	HOME	0-0-0	0-0-0	2-7-0			
5-20-0	0-0-0		0-1-0	AWAY	0-1-0	0-5-0	5-13-0			
2-1-0	0-0-0		0-0-0	NEUTRAL	0-0-0	0-0-0	2-1-0			
2-11-0	0-0-0		0-1-0	NON-CONFERENCE	0-1-0	0-5-0	2-4-0			
0-0-0	0-0-0		0-0-0	HOME	0-0-0	0-0-0	0-0-0			
2-11-0	0-0-0		0-0-	AWAY	0-1-0	0-5-0	2-4-0			
0-0-0	0-0-0		0-0-0	NEUTRAL	0-0-0	0-0-0	0-0-0			
7-17-0	0-0-0		0-0-0	CONFERENCE	0-0-0	0-0-0	7-17-0			
2-7-0	0-0-0		0-0-0	HOME	0-0-0	0-0-0	2-7-0			
3-9-0	0-0-0		0-0-0	AWAY	0-0-0	0-0-0	3-9-0			
2-1-0	0-0-0		0-0-0	NEUTRAL	0-0-0	0-0-0	2-1-0			
RPI S Opponent	Score	RPI S Opponent	Score	RPI S Opponent	Score	RPI S Opponent	Score			
		46 A Mississippi St.	1 17			69 A Alabama	0 3	136 A Southeastern La.	1 9	
								136 A Southeastern La.	1 7	
								147 A Seattle U	1 11	
								147 A Seattle U	6 13	
								147 A Seattle U	0 13	
								202 H Jackson St.	8 13	
								202 H Jackson St.	2 9	
								202 H Jackson St.	10 17	
								207 A Nicholls St.	6 13	
								207 A Nicholls St.	0 18	
								246 A Alabama St.	0 5	
								246 A Alabama St.	0 12	
								246 A Alabama St.	1 6	
								246 H Alabama St.	3 16	
								246 H Alabama St.	5 17	
								246 H Alabama St.	5 6	
								258 A Florida A&M	8 5	
								258 A Florida A&M	4 21	
								258 A Florida A&M	3 11	
								258 A Florida A&M	7 2	
								275 N Ark. -Pine Bluff	5 4	
								279 A Grambling	7 8	
								279 A Grambling	5 12	
								279 N Grambling	5 6	
								285 A Mississippi Val.	5 6	
								285 A Mississippi Val.	10 2	
								285 A Mississippi Val.	5 9	
								285 H Mississippi Val.	0 5	
								285 H Mississippi Val.	11 10	
								285 H Mississippi Val.	11 4	
								286 A Alabama A&M	1 11	
								286 A Alabama A&M	15 4	
								286 A Alabama A&M	5 4	
								287 A Southern U.	1 6	
Non-Div. I Games: Tougaloo		1 9	Tougaloo	10 6						

Al corn

RPI	S	Opponent	Score
293	N	Prairie View	8 4

Al corn

Average RPI Win:		232	WON-LOST RECORD		WINNING PCT. RANK		LAST 10 GAMES		STRENGTH OF SCHEDULE		OPP. STRENGTH OF SCHEDULE		TEAM RPI		ADJ RPI		CONF. RPI		ADJ CONF. RPI	
DIV. I ONLY			8-22-0		.26667 275		5-5-0		280		269		289		.38736 289		29		29	
DIV. I NON-CONF.			1-15-0		.0625 292		1-2-0		284		200		294		.34865 294		29		29	
TOTALS		RPI 1-25		RPI 26-50		W-L RECORDS		RPI 51-100		RPI 101-150		RPI 150+								
8-22-0		0-0-0		0-1-0		OVERALL		0-4-0		0-1-0		8-16-0								
4-6-0		0-0-0		0-0-0		HOME		0-1-0		0-1-0		4-4-0								
2-13-0		0-0-0		0-1-0		AWAY		0-3-0		0-0-0		2-9-0								
2-3-0		0-0-0		0-0-0		NEUTRAL		0-0-0		0-0-0		2-3-0								
1-15-0		0-0-0		0-1-0		NON-CONFERENCE		0-4-0		0-1-0		1-9-0								
0-2-0		0-0-0		0-0-0		HOME		0-1-0		0-1-0		0-0-0								
1-11-0		0-0-0		0-0-		AWAY		0-3-0		0-0-0		1-7-0								
0-2-0		0-0-0		0-0-0		NEUTRAL		0-0-0		0-0-0		0-2-0								
7-7-0		0-0-0		0-0-0		CONFERENCE		0-0-0		0-0-0		7-7-0								
4-4-0		0-0-0		0-0-0		HOME		0-0-0		0-0-0		4-4-0								
1-2-0		0-0-0		0-0-0		AWAY		0-0-0		0-0-0		1-2-0								
2-1-0		0-0-0		0-0-0		NEUTRAL		0-0-0		0-0-0		2-1-0								
RPI	S	Opponent	Score		RPI	S	Opponent	Score		RPI	S	Opponent	Score							
			26	A	Indiana	1	11			76	A	Bradley	2	9						
										76	H	Bradley	7	14						
										88	A	Indiana St.	4	5						
										88	A	Indiana St.	0	2						
										106	H	Illinois St.	4	8						
										181	A	Middle Tenn.	3	9						
										181	A	Middle Tenn.	7	11						
										181	A	Middle Tenn.	0	2						
										194	H	Oral Roberts	8	2						
										194	H	Oral Roberts	1	0						
										194	H	Oral Roberts	4	5						
										235	H	North Dakota St.	1	2						
										235	H	North Dakota St.	6	3						
										235	H	North Dakota St.	2	0						
										235	N	North Dakota St.	1	3						
										235	N	North Dakota St.	4	0						
										235	N	North Dakota St.	7	2						
										236	A	SIUE	4	3						
										239	H	South Dakota St.	3	6						
										256	A	Murray St.	3	4						
										256	N	Murray St.	5	11						
										256	N	Murray St.	4	5						
										263	A	Evansville	3	6						
										263	A	Evansville	0	8						
										263	A	Evansville	0	4						
										273	H	Omaha	5	8						
										290	A	Fort Wayne	1	3						
										290	A	Fort Wayne	9	3						
										290	A	Fort Wayne	1	6						
LAST 10 GAMES																				
			235	N	North Dakota St.	4	0			236	A	SIUE	4	3						
			235	N	North Dakota St.	1	3			194	H	Oral Roberts	1	0						
			235	N	North Dakota St.	7	2			194	H	Oral Roberts	4	5						
			76	A	Bradley	2	9			194	H	Oral Roberts	8	2						
			273	H	Omaha	5	8			76	H	Bradley	7	14						

Non-Div. I Games: Maryville (MO) 4 3

Western III.

Average RPI Win: 236		WON-LOST	WINNING	LAST 10	STRENGTH OF		OPP. STRENGTH	TEAM	ADJ	CONF.	ADJ CONF.
Average RPI Loss: 217		RECORD	PCT. RANK	GAMES	SCHEDULE		OF SCHEDULE	RPI	RPI	RPI	RPI
DIV. I ONLY		9-24-0	.27273	272	3-7-0		290	274	290	.3772	290
DIV. I NON-CONF.		4-11-0	.26667	247	0-1-0		279	246	271	.42178	271
TOTALS		RPI 1-25	RPI 26-50		W-L RECORDS		RPI 51-100		RPI 101-150		RPI 150+
9-24-0	0-0-0		0-0-0		OVERALL		1-2-0		1-3-0		7-19-0
5-6-0	0-0-0		0-0-0		HOME		0-0-0		0-1-0		5-5-0
4-15-0	0-0-0		0-0-0		AWAY		1-2-0		1-2-0		2-11-0
0-3-0	0-0-0		0-0-0		NEUTRAL		0-0-0		0-0-0		0-3-0
4-11-0	0-0-0		0-0-0		NON-CONFERENCE		1-2-0		1-3-0		2-6-0
0-2-0	0-0-0		0-0-0		HOME		0-0-0		0-1-0		0-1-0
4-9-0	0-0-0		0-0-0		AWAY		1-2-0		1-2-0		2-5-0
0-0-0	0-0-0		0-0-0		NEUTRAL		0-0-0		0-0-0		0-0-0
5-13-0	0-0-0		0-0-0		CONFERENCE		0-0-0		0-0-0		5-13-0
5-4-0	0-0-0		0-0-0		HOME		0-0-0		0-0-0		5-4-0
0-6-0	0-0-0		0-0-0		AWAY		0-0-0		0-0-0		0-6-0
0-3-0	0-0-0		0-0-0		NEUTRAL		0-0-0		0-0-0		0-3-0
RPI S Opponent	Score	RPI S Opponent	Score	RPI S Opponent	Score	RPI S Opponent	Score	RPI S Opponent	Score	RPI S Opponent	Score
				55 A Little Rock	3 2	129 A Butler	5 1				
				55 A Little Rock	1 7	129 A Butler	7 8				
				55 A Little Rock	0 2	129 A Butler	7 8				
						129 H Butler	5 9				
						194 A Oral Roberts	4 12				
						194 A Oral Roberts	1 12				
						194 A Oral Roberts	1 11				
						235 H North Dakota St.	1 2				
						235 H North Dakota St.	0 15				
						235 H North Dakota St.	3 10				
						239 N South Dakota St.	0 10				
						239 N South Dakota St.	2 7				
						239 N South Dakota St.	9 13				
						256 A Murray St.	2 13				
						256 A Murray St.	4 16				
						256 A Murray St.	4 15				
						256 A Murray St.	7 5				
						259 H Bowling Green	3 4				
						273 A Omaha	8 12				
						273 A Omaha	0 7				
						273 A Omaha	0 15				
						273 H Omaha	11 2				
						273 H Omaha	5 0				
						273 H Omaha	11 0				
						286 A Al abama A&M	2 5				
						286 A Al abama A&M	7 4				
						286 A Al abama A&M	7 8				
						289 H Western Ill.	3 1				
						289 H Western Ill.	3 9				
						289 H Western Ill.	6 1				
LAST 10 GAMES				194 A Oral Roberts	4 12						
				129 H Butler	5 9						
				239 N South Dakota St.	9 13						
				239 N South Dakota St.	0 10						
				239 N South Dakota St.	2 7						
				273 H Omaha	5 0						
				273 H Omaha	11 2						
				273 H Omaha	11 0						
				194 A Oral Roberts	1 12						
				194 A Oral Roberts	1 11						

Non-Div. I Games:

Fort Wayne

Average RPI Win:		287	WON-LOST RECORD		WINNING PCT. RANK		LAST 10 GAMES		STRENGTH OF SCHEDULE		OPP. STRENGTH OF SCHEDULE		TEAM RPI		ADJ RPI		CONF. RPI		ADJ CONF. RPI					
DIV. I ONLY			9-24-0		.27273		272		2-8-0		291		290		291		.37326		291		27		27	
DIV. I NON-CONF.			8-11-0		.42105		190		1-1-0		296		296		286		.39889		286		28		28	
TOTALS		RPI 1-25		RPI 26-50		W-L RECORDS		RPI 51-100		RPI 101-150		RPI 150+												
9-24-0		0-0-0		0-0-0		OVERALL		0-6-0		0-0-0		9-18-0												
1-9-0		0-0-0		0-0-0		HOME		0-4-0		0-0-0		1-5-0												
5-13-0		0-0-0		0-0-0		AWAY		0-2-0		0-0-0		5-11-0												
3-2-0		0-0-0		0-0-0		NEUTRAL		0-0-0		0-0-0		3-2-0												
8-11-0		0-0-0		0-0-0		NON-CONFERENCE		0-2-0		0-0-0		8-9-0												
1-2-0		0-0-0		0-0-0		HOME		0-0-0		0-0-0		1-2-0												
4-7-0		0-0-0		0-0-		AWAY		0-2-0		0-0-0		4-5-0												
3-2-0		0-0-0		0-0-0		NEUTRAL		0-0-0		0-0-0		3-2-0												
1-13-0		0-0-0		0-0-0		CONFERENCE		0-4-0		0-0-0		1-9-0												
0-7-0		0-0-0		0-0-0		HOME		0-4-0		0-0-0		0-3-0												
1-6-0		0-0-0		0-0-0		AWAY		0-0-0		0-0-0		1-6-0												
0-0-0		0-0-0		0-0-0		NEUTRAL		0-0-0		0-0-0		0-0-0												
RPI	S	Opponent	Score	RPI	S	Opponent	Score	RPI	S	Opponent	Score	RPI	S	Opponent	Score									
								62	A	Seton Hall I	2	4		159	A	Lipscomb	1	3						
								62	A	Seton Hall I	4	5		177	H	Albany (NY)	2	11						
								93	H	Bryant	0	16		181	A	Middle Tenn.	6	11						
								93	H	Bryant	7	11		229	A	UMBC	1	14						
								93	H	Bryant	2	3		229	A	UMBC	1	2						
								93	H	Bryant	6	19		242	H	LIU Brooklyn	0	5						
														242	H	LIU Brooklyn	1	4						
														242	H	LIU Brooklyn	5	13						
														253	H	Lafayette	2	10						
														265	N	La Salle	9	8						
														269	A	Belmont	9	25						
														270	A	Central Conn. St.	3	5						
														270	A	Central Conn. St.	5	6						
														270	A	Central Conn. St.	5	9						
														277	N	Penn	3	1						
														277	N	Penn	8	16						
														277	N	Penn	7	3						
														277	N	Penn	3	6						
														280	A	Mt. St. Mary's	3	2						
														280	A	Mt. St. Mary's	4	8						
														280	A	Mt. St. Mary's	1	14						
														280	A	Mt. St. Mary's	6	7						
														294	H	Saint Peter's	10	6						
														297	A	Delaware St.	6	5						
														297	A	Delaware St.	5	4						
														297	A	Delaware St.	3	0						
														297	A	Delaware St.	5	4						
LAST 10 GAMES				LAST 10 GAMES				LAST 10 GAMES				LAST 10 GAMES												
																			</					

Non-Div. I Games:

Fairleigh Dickinson

Average RPI Win:		263	WON-LOST RECORD		WINNING PCT. RANK		LAST 10 GAMES		STRENGTH OF SCHEDULE		OPP. STRENGTH OF SCHEDULE		TEAM RPI		ADJ RPI		CONF. RPI		ADJ CONF. RPI	
DIV. I ONLY			5-25-0		.16667 295		0-10-0		236		286		292		.3676 292		31		31	
DIV. I NON-CONF.			1-11-0		.08333 291		0-2-0		117		274		288		.39187 288		31		31	
TOTALS		RPI 1-25		RPI 26-50		W-L RECORDS		RPI 51-100		RPI 101-150		RPI 150+								
5-25-0		0-0-0		0-3-0		OVERALL		0-2-0		0-1-0		5-19-0								
4-14-0		0-0-0		0-0-0		HOME		0-1-0		0-0-0		4-13-0								
1-11-0		0-0-0		0-3-0		AWAY		0-1-0		0-1-0		1-6-0								
0-0-0		0-0-0		0-0-0		NEUTRAL		0-0-0		0-0-0		0-0-0								
1-11-0		0-0-0		0-3-0		NON-CONFERENCE		0-2-0		0-1-0		1-5-0								
1-5-0		0-0-0		0-0-0		HOME		0-1-0		0-0-0		1-4-0								
0-6-0		0-0-0		0-0-		AWAY		0-1-0		0-1-0		0-1-0								
0-0-0		0-0-0		0-0-0		NEUTRAL		0-0-0		0-0-0		0-0-0								
4-14-0		0-0-0		0-0-0		CONFERENCE		0-0-0		0-0-0		4-14-0								
3-9-0		0-0-0		0-0-0		HOME		0-0-0		0-0-0		3-9-0								
1-5-0		0-0-0		0-0-0		AWAY		0-0-0		0-0-0		1-5-0								
0-0-0		0-0-0		0-0-0		NEUTRAL		0-0-0		0-0-0		0-0-0								
RPI	S	Opponent		Score		RPI	S	Opponent		Score		RPI	S	Opponent		Score				
				47	A	UCF		0	4	100	A	Mercer	1	10	134	A	North Florida	1	7	
				47	A	UCF		4	15	100	H	Mercer	3	8	156	H	Bethune-Cookman	5	9	
				47	A	UCF		0	6						156	H	Bethune-Cookman	6	7	
															156	H	Bethune-Cookman	0	6	
															219	A	N. C. Central	2	10	
															219	A	N. C. Central	6	1	
															219	A	N. C. Central	1	3	
															221	H	Fairfield	0	6	
															230	H	N. C. A&T	2	3	
															230	H	N. C. A&T	2	3	
															230	H	N. C. A&T	1	12	
															242	H	LIU Brooklyn	0	6	
															242	H	LIU Brooklyn	5	7	
															242	H	LIU Brooklyn	3	2	
															255	A	Charleston So.	5	6	
															255	H	Charleston So.	5	7	
															258	A	Florida A&M	8	9	
															258	A	Florida A&M	5	8	
															258	A	Florida A&M	2	5	
															258	H	Florida A&M	5	13	
															258	H	Florida A&M	16	15	
															258	H	Florida A&M	4	6	
															297	H	Delaware St.	8	1	
															297	H	Delaware St.	2	0	
															297	H	Delaware St.	3	9	
LAST 10 GAMES																				
				258	A	Florida A&M		5	8	156	H	Bethune-Cookman		6	7					
				258	A	Florida A&M		8	9	156	H	Bethune-Cookman		0	6					
				258	A	Florida A&M		2	5	100	H	Mercer		3	8					
				134	A	North Florida		1	7	230	H	N. C. A&T		1	12					
				156	H	Bethune-Cookman		5	9	230	H	N. C. A&T		2	3					

Non-Div. I Games:

Savannah St.

Average RPI Win: 275		WON-LOST RECORD		WINNING PCT. RANK		LAST 10 GAMES		STRENGTH OF SCHEDULE		OPP. STRENGTH OF SCHEDULE		TEAM RPI		ADJ RPI		CONF. RPI		ADJ CONF. RPI	
DIV. I ONLY		6-25-0		.19355 290		2-7-0		258		292		293		.36139 293		30		30	
DIV. I NON-CONF.		1-10-0		.09091 288		0-3-0		83		244		280		.40321 283		30		30	
TOTALS		RPI 1-25		RPI 26-50		W-L RECORDS		RPI 51-100		RPI 101-150		RPI 150+							
6-25-0		0-0-0		0-1-0		OVERALL		0-4-0		0-0-0		6-20-0							
5-7-0		0-0-0		0-0-0		HOME		0-0-0		0-0-0		5-7-0							
1-15-0		0-0-0		0-1-0		AWAY		0-4-0		0-0-0		1-10-0							
0-3-0		0-0-0		0-0-0		NEUTRAL		0-0-0		0-0-0		0-3-0							
1-10-0		0-0-0		0-1-0		NON-CONFERENCE		0-4-0		0-0-0		1-5-0							
1-2-0		0-0-0		0-0-0		HOME		0-0-0		0-0-0		1-2-0							
0-7-0		0-0-0		0-0-		AWAY		0-4-0		0-0-0		0-2-0							
0-1-0		0-0-0		0-0-0		NEUTRAL		0-0-0		0-0-0		0-1-0							
5-15-0		0-0-0		0-0-0		CONFERENCE		0-0-0		0-0-0		5-15-0							
4-5-0		0-0-0		0-0-0		HOME		0-0-0		0-0-0		4-5-0							
1-8-0		0-0-0		0-0-0		AWAY		0-0-0		0-0-0		1-8-0							
0-2-0		0-0-0		0-0-0		NEUTRAL		0-0-0		0-0-0		0-2-0							
RPI	S	Opponent	Score	RPI	S	Opponent	Score	RPI	S	Opponent	Score	RPI	S	Opponent	Score				
				50	A	Baylor	5 17	56	A	Sam Houston St.	1 12	197	A	Incarnate Word	2 31				
								56	A	Sam Houston St.	0 10	197	H	Incarnate Word	12 26				
								73	A	UTSA	3 24	232	A	Texas Southern	2 4				
								82	A	Houston	2 9	232	A	Texas Southern	0 10				
												232	A	Texas Southern	1 4				
												232	H	Texas Southern	0 23				
												232	H	Texas Southern	1 21				
												232	H	Texas Southern	11 18				
												238	A	SFA	6 13				
												238	H	SFA	8 2				
												244	H	Abilene Christian	0 16				
												245	N	Ill. -Chicago	7 10				
												246	N	Alabama St.	7 8				
												275	A	Ark. -Pine Bluff	1 11				
												275	A	Ark. -Pine Bluff	5 6				
												275	A	Ark. -Pine Bluff	3 4				
												279	A	Grambling	6 4				
												279	A	Grambling	3 6				
												279	A	Grambling	4 10				
												279	H	Grambling	8 7				
												279	H	Grambling	11 18				
												279	H	Grambling	12 2				
												287	H	Southern U.	7 6				
												287	H	Southern U.	11 13				
												287	H	Southern U.	9 8				
												288	N	Alcorn	4 8				
LAST 10 GAMES																			
232 H Texas Southern				1	21	197 A Incarnate Word				2	31								
232 H Texas Southern				0	23	279 H Grambling				8	7								
232 H Texas Southern				11	18	279 H Grambling				12	2								
197 H Incarnate Word				12	26	279 H Grambling				11	18								
73 A UTSA				3	24	244 H Abilene Christian				0	16								
Non-Div. I Games:		Houston-Victoria		6	7	Huston-Tillotson		5	3	Texas Col.		13	3	Huston-Tillotson		9	11	Prairie View	
		Houston-Victoria		7	2														

Non-Div. I Games: Houston-Victoria 6 7 Huston-Tillotson 5 3 Texas Col. 13 3 Huston-Tillotson 9 11
Houston-Victoria 7 2

Prairie View

Average RPI Win:		0	WON-LOST		WINNING		LAST 10		STRENGTH OF		OPP. STRENGTH		TEAM		ADJ		CONF.		ADJ CONF.				
Average RPI Loss:		185	RECORD		PCT. RANK		GAMES		SCHEDULE		OF SCHEDULE		RPI		RPI		RPI		RPI				
DIV. I ONLY			0-28-0		0	297	0-10-0		191		289		294		.34615		294	28		28			
DIV. I NON-CONF.			0-16-0		0	294	0-4-0		130		291		292		.36794		292	27		27			
TOTALS		RPI 1-25		RPI 26-50		W-L RECORDS		RPI 51-100		RPI 101-150		RPI 150+											
0-28-0		0-0-0		0-1-0		OVERALL		0-2-0		0-4-0		0-21-0											
0-8-0		0-0-0		0-0-0		HOME		0-0-0		0-0-0		0-8-0											
0-16-0		0-0-0		0-1-0		AWAY		0-1-0		0-2-0		0-12-0											
0-4-0		0-0-0		0-0-0		NEUTRAL		0-1-0		0-2-0		0-1-0											
0-16-0		0-0-0		0-1-0		NON-CONFERENCE		0-2-0		0-4-0		0-9-0											
0-2-0		0-0-0		0-0-0		HOME		0-0-0		0-0-0		0-2-0											
0-10-0		0-0-0		0-0-		AWAY		0-1-0		0-2-0		0-6-0											
0-4-0		0-0-0		0-0-0		NEUTRAL		0-1-0		0-2-0		0-1-0											
0-12-0		0-0-0		0-0-0		CONFERENCE		0-0-0		0-0-0		0-12-0											
0-6-0		0-0-0		0-0-0		HOME		0-0-0		0-0-0		0-6-0											
0-6-0		0-0-0		0-0-0		AWAY		0-0-0		0-0-0		0-6-0											
0-0-0		0-0-0		0-0-0		NEUTRAL		0-0-0		0-0-0		0-0-0											
RPI	S	Opponent		Score		RPI	S	Opponent		Score		RPI	S	Opponent		Score		RPI	S	Opponent		Score	
						48	A	St. John's (NY)		2	14	62	A	Seton Hall		0	2	129	N	Butler		1	5
												91	N	Pittsburgh		1	21	129	N	Butler		1	19
																		144	A	Fordham		1	29
																		144	A	Fordham		0	18
																		164	A	Canisius		1	5
																		164	A	Canisius		2	16
																		164	A	Canisius		2	16
																		167	A	NJIT		3	11
																		167	H	NJIT		4	6
																		172	H	Manhattan		0	2
																		172	H	Manhattan		5	15
																		172	H	Manhattan		2	18
																		177	H	Albany (NY)		6	10
																		192	H	Quinnipiac		0	4
																		192	H	Quinnipiac		0	10
																		192	H	Quinnipiac		2	28
																		217	A	Lehigh		0	14
																		242	A	LIU Brooklyn		5	9
																		242	A	LIU Brooklyn		2	13
																		242	A	LIU Brooklyn		5	7
																		267	N	Massachusetts		5	13
																		283	A	Rider		7	13
																		283	A	Rider		2	9
																		283	A	Rider		7	17
																		291	A	Fairleigh Dickinson		6	10
						LAST 10 GAMES																	
						167	H	NJIT		4	6	167	A	NJIT		3	11	164	A	Canisius		1	5
						283	A	Rider		7	17	164	A	Canisius		2	16	164	A	Canisius		2	16
						283	A	Rider		2	9	164	A	Canisius		2	16	144	A	Fordham		1	29
						283	A	Rider		7	13												
						291	A	Fairleigh Dickinson		6	10												

Non-Div. I Games:

Saint Peter's

Average RPI Win:		276	WON-LOST RECORD		WINNING PCT. RANK		LAST 10 GAMES		STRENGTH OF SCHEDULE		OPP. STRENGTH OF SCHEDULE		TEAM RPI		ADJ RPI		CONF. RPI		ADJ CONF. RPI	
Average RPI Loss:		243																		
DIV. I ONLY			13-23-0		.36111 238		5-5-0		296		294		295		.34532 295		31		31	
DIV. I NON-CONF.			2-14-0		.125 285		0-1-0		295		257		296		.3142 296		31		31	
TOTALS		RPI 1-25		RPI 26-50		W-L RECORDS		RPI 51-100		RPI 101-150		RPI 150+								
13-23-0		0-0-0		0-0-0		OVERALL		0-0-0		0-4-0		13-19-0								
6-17-0		0-0-0		0-0-0		HOME		0-0-0		0-3-0		6-14-0								
7-6-0		0-0-0		0-0-0		AWAY		0-0-0		0-1-0		7-5-0								
0-0-0		0-0-0		0-0-0		NEUTRAL		0-0-0		0-0-0		0-0-0								
2-14-0		0-0-0		0-0-0		NON-CONFERENCE		0-0-0		0-4-0		2-10-0								
2-11-0		0-0-0		0-0-0		HOME		0-0-0		0-3-0		2-8-0								
0-3-0		0-0-0		0-0-		AWAY		0-0-0		0-1-0		0-2-0								
0-0-0		0-0-0		0-0-0		NEUTRAL		0-0-0		0-0-0		0-0-0								
11-9-0		0-0-0		0-0-0		CONFERENCE		0-0-0		0-0-0		11-9-0								
4-6-0		0-0-0		0-0-0		HOME		0-0-0		0-0-0		4-6-0								
7-3-0		0-0-0		0-0-0		AWAY		0-0-0		0-0-0		7-3-0								
0-0-0		0-0-0		0-0-0		NEUTRAL		0-0-0		0-0-0		0-0-0								
RPI	S	Opponent	Score	RPI	S	Opponent	Score	RPI	S	Opponent	Score	RPI	S	Opponent	Score					
												145	H	Hofstra	6	8				
												145	H	Hofstra	0	4				
												145	H	Hofstra	1	5				
												146	A	VCU	4	6				
												201	H	Stony Brook	0	12				
												213	A	William & Mary	4	10				
												217	H	Lehigh	3	19				
												217	H	Lehigh	5	11				
												217	H	Lehigh	5	3				
												217	H	Lehigh	7	3				
												219	A	N. C. Central	4	3				
												219	H	N. C. Central	7	20				
												249	A	Old Dominion	1	9				
												250	H	Sacred Heart	4	9				
												278	H	Iona	1	6				
												281	A	Coppin St.	4	7				
												281	A	Coppin St.	1	2				
												281	A	Coppin St.	5	1				
												281	H	Coppin St.	6	5				
												281	H	Coppin St.	0	10				
												281	H	Coppin St.	5	7				
												282	H	Villanova	1	14				
												282	H	Villanova	2	4				
												282	H	Villanova	3	11				
												296	A	UMES	6	5				
												296	A	UMES	6	7				
												296	A	UMES	4	2				
												296	H	UMES	8	6				
												296	H	UMES	2	8				
												296	H	UMES	10	2				
												297	A	Delaware St.	10	2				
												297	A	Delaware St.	6	1				
												297	A	Delaware St.	14	6				
												297	H	Delaware St.	2	5				
LAST 10 GAMES				LAST 10 GAMES				LAST 10 GAMES												

Non-Div. I Games:

Norfolk St.

Norfolk St.

UMES

Average RPI Win: 282		WON-LOST RECORD		WINNING PCT. RANK		LAST 10 GAMES		STRENGTH OF SCHEDULE		OPP. STRENGTH OF SCHEDULE		TEAM RPI		ADJ RPI		CONF. RPI		ADJ CONF. RPI	
DIV. I ONLY		9-31-0		.225 287		3-7-0		293		295		296		.33145 296		31		31	
DIV. I NON-CONF.		4-17-0		.19048 275		2-1-0		277		279		291		.37101 291		31		31	
TOTALS		RPI 1-25		RPI 26-50		W-L RECORDS		RPI 51-100		RPI 101-150		RPI 150+							
9-31-0		0-1-0		0-0-0		OVERALL		0-0-0		0-3-0		9-27-0							
5-16-0		0-0-0		0-0-0		HOME		0-0-0		0-1-0		5-15-0							
4-15-0		0-1-0		0-0-0		AWAY		0-0-0		0-2-0		4-12-0							
0-0-0		0-0-0		0-0-0		NEUTRAL		0-0-0		0-0-0		0-0-0							
4-17-0		0-1-0		0-0-0		NON-CONFERENCE		0-0-0		0-3-0		4-13-0							
2-10-0		0-0-0		0-0-0		HOME		0-0-0		0-1-0		2-9-0							
2-7-0		0-1-0		0-0-		AWAY		0-0-0		0-2-0		2-4-0							
0-0-0		0-0-0		0-0-0		NEUTRAL		0-0-0		0-0-0		0-0-0							
5-14-0		0-0-0		0-0-0		CONFERENCE		0-0-0		0-0-0		5-14-0							
3-6-0		0-0-0		0-0-0		HOME		0-0-0		0-0-0		3-6-0							
2-8-0		0-0-0		0-0-0		AWAY		0-0-0		0-0-0		2-8-0							
0-0-0		0-0-0		0-0-0		NEUTRAL		0-0-0		0-0-0		0-0-0							
RPI	S	Opponent		Score		RPI	S	Opponent		Score		RPI	S	Opponent		Score			
22	A	Duke		5 9								114	A	George Washington		3 8			
												125	A	Navy		1 16			
												125	H	Navy		6 13			
												167	H	NJIT		2 5			
												167	H	NJIT		4 8			
												167	H	NJIT		0 7			
												167	H	NJIT		1 12			
												193	A	Winthrop		4 5			
												193	A	Winthrop		1 5			
												193	A	Winthrop		3 8			
												219	A	N. C. Central		5 18			
												253	H	Lafayette		3 5			
												253	H	Lafayette		0 8			
												253	H	Lafayette		2 6			
												253	H	Lafayette		12 4			
												262	A	Towson		15 8			
												265	H	La Salle		1 12			
												280	A	Mt. St. Mary's		9 5			
												280	A	Mt. St. Mary's		5 8			
												280	H	Mt. St. Mary's		2 1			
												280	H	Mt. St. Mary's		3 4			
												281	A	Coppin St.		1 3			
												281	A	Coppin St.		1 15			
												281	A	Coppin St.		0 3			
												281	H	Coppin St.		4 5			
												281	H	Coppin St.		2 12			
												281	H	Coppin St.		1 0			
												295	A	Norfol k St.		6 8			
												295	A	Norfol k St.		2 10			
												295	A	Norfol k St.		8 2			
												295	H	Norfol k St.		7 6			
												295	H	Norfol k St.		5 6			
												295	H	Norfol k St.		2 4			
												297	A	Del aware St.		16 9			
LAST 10 GAMES																			

Non-Div. I Games:

UMES

RPI	S	Opponent	Score	
297	A	Del aware St.	4	5
297	A	Del aware St.	5	9
297	H	Del aware St.	2	0
297	H	Del aware St.	0	3
297	H	Del aware St.	5	8

UMES

U
M
E
S

U
M
E
S

Average RPI Win:		294	WON-LOST RECORD		WINNING PCT. RANK		LAST 10 GAMES		STRENGTH OF SCHEDULE		OPP. STRENGTH OF SCHEDULE		TEAM RPI		ADJ RPI		CONF. RPI		ADJ CONF. RPI				
DIV. I ONLY			8-29-0		.21622 288		5-5-0		297		296		297		.31069 297		31		31				
DIV. I NON-CONF.			1-16-0		.05882 293		0-2-0		292		292		297		.30343 297		31		31				
TOTALS		RPI 1-25		RPI 26-50				W-L RECORDS				RPI 51-100				RPI 101-150				RPI 150+			
8-29-0		0-0-0		0-0-0				OVERALL				0-0-0				0-3-0				8-26-0			
3-14-0		0-0-0		0-0-0				HOME				0-0-0				0-1-0				3-13-0			
5-15-0		0-0-0		0-0-0				AWAY				0-0-0				0-2-0				5-13-0			
0-0-0		0-0-0		0-0-0				NEUTRAL				0-0-0				0-0-0				0-0-0			
1-16-0		0-0-0		0-0-0				NON-CONFERENCE				0-0-0				0-3-0				1-13-0			
1-8-0		0-0-0		0-0-0				HOME				0-0-0				0-1-0				1-7-0			
0-8-0		0-0-0		0-0-				AWAY				0-0-0				0-2-0				0-6-0			
0-0-0		0-0-0		0-0-0				NEUTRAL				0-0-0				0-0-0				0-0-0			
7-13-0		0-0-0		0-0-0				CONFERENCE				0-0-0				0-0-0				7-13-0			
2-6-0		0-0-0		0-0-0				HOME				0-0-0				0-0-0				2-6-0			
5-7-0		0-0-0		0-0-0				AWAY				0-0-0				0-0-0				5-7-0			
0-0-0		0-0-0		0-0-0				NEUTRAL				0-0-0				0-0-0				0-0-0			
RPI	S	Opponent		Score		RPI	S	Opponent		Score		RPI	S	Opponent		Score		RPI	S	Opponent		Score	
														114	A	George Washington	6	12					
														125	A	Navy	4	7					
														125	H	Navy	5	23					
														161	A	Del aware	4	11					
														161	A	Del aware	0	9					
														161	A	Del aware	5	9					
														206	A	Georgetown	5	10					
														262	A	Towson	2	6					
														262	H	Towson	2	12					
														265	A	La Salle	4	6					
														281	A	Coppin St.	2	3					
														281	A	Coppin St.	0	2					
														281	A	Coppin St.	13	17					
														281	H	Coppin St.	4	11					
														281	H	Coppin St.	4	10					
														283	H	Ri der	4	3					
														283	H	Ri der	1	3					
														283	H	Ri der	6	8					
														291	H	Fai rlei gh Di cki nson	4	5					
														291	H	Fai rlei gh Di cki nson	4	5					
														291	H	Fai rlei gh Di cki nson	5	6					
														291	H	Fai rlei gh Di cki nson	0	3					
														292	A	Savannah St.	0	2					
														292	A	Savannah St.	1	8					
														292	A	Savannah St.	9	3					
														295	A	Norfol k St.	5	2					
														295	A	Norfol k St.	8	12					
														295	A	Norfol k St.	4	3					
														295	H	Norfol k St.	1	6					
														295	H	Norfol k St.	2	10					
														295	H	Norfol k St.	6	14					
														296	A	UMES	8	5					
														296	A	UMES	3	0					
														296	A	UMES	0	2					
LAST 10 GAMES				LAST 10 GAMES				LAST 10 GAMES				LAST 10 GAMES				LAST 10 GAMES				LAST 10 GAMES			
														296	A	UMES	3	0					
														296	H	UMES	5	4					
														296	H	UMES	9	5					
														262	A	Towson	2	6					
														281	H	Coppin St.	4	11					
														281	H	Coppin St.	4	10					
														265	A	La Salle	4	6					
														295	A	Norfol k St.	4	3					
														295	A	Norfol k St.	4	3					
														295	H	Norfol k St.	1	6					
														295	H	Norfol k St.	2	10					
														295	H	Norfol k St.	6	14					
														296	A	UMES	8	5					
														296	A	UMES	3	0					
														296	A	UMES	0	2					

Non-Div. I Games:

Del aware St.

Del aware St.