

Average RPI Win: 93		WON-LOST	WINNING	LAST 15	STRENGTH OF		OPP. STRENGTH	TEAM	ADJ	CONF.	ADJ CONF.
Average RPI Loss: 16		RECORD	PCT. RANK	GAMES	SCHEDULE		OF SCHEDULE	RPI	RPI	RPI	RPI
DIV. I ONLY		34-5-0	.87179	1	11-4-0		1	11	1	.6692	1
DIV. I NON-CONF.		23-1-0	.95833	1	4-0-0		8	23	1	.67676	1
TOTALS		RPI 1-25	RPI 26-50		W-L RECORDS		RPI 51-100		RPI 101-150		RPI 150+
34-5-0		11-5-0	0-0-0		OVERALL		7-0-0		8-0-0		8-0-0
23-2-0		6-2-0	0-0-0		HOME		6-0-0		4-0-0		7-0-0
9-3-0		4-3-0	0-0-0		AWAY		1-0-0		4-0-0		0-0-0
2-0-0		1-0-0	0-0-0		NEUTRAL		0-0-0		0-0-0		1-0-0
23-1-0		6-1-0	0-0-0		NON-CONFERENCE		7-0-0		2-0-0		8-0-0
16-0-0		2-0-0	0-0-0		HOME		6-0-0		1-0-0		7-0-0
5-1-0		3-1-0	0-0-		AWAY		1-0-0		1-0-0		0-0-0
2-0-0		1-0-0	0-0-0		NEUTRAL		0-0-0		0-0-0		1-0-0
11-4-0		5-4-0	0-0-0		CONFERENCE		0-0-0		6-0-0		0-0-0
7-2-0		4-2-0	0-0-0		HOME		0-0-0		3-0-0		0-0-0
4-2-0		1-2-0	0-0-0		AWAY		0-0-0		3-0-0		0-0-0
0-0-0		0-0-0	0-0-0		NEUTRAL		0-0-0		0-0-0		0-0-0
RPI S	Opponent	Score	RPI S	Opponent	Score	RPI S	Opponent	Score	RPI S	Opponent	Score
3 A	Miami (FL)	5 0				76 A	North Florida	6 2	103 H	Missouri	7 5
3 A	Miami (FL)	3 5				76 H	North Florida	5 4	103 H	Missouri	6 2
3 A	Miami (FL)	7 3				82 H	Jacksonville	3 1	103 H	Missouri	4 3
4 H	Texas A&M	7 4				82 H	Jacksonville	7 2	105 A	UCF	9 5
4 H	Texas A&M	7 2				89 H	FGCU	8 4	105 H	UCF	4 0
4 H	Texas A&M	10 7				89 H	FGCU	12 3	108 A	Arkansas	12 8
9 A	Florida St.	8 2				89 H	FGCU	4 2	108 A	Arkansas	8 2
9 H	Florida St.	6 0							108 A	Arkansas	9 2
9 N	Florida St.	3 2							168 H	Eastern Mich.	12 4
17 H	Mississippi St.	1 2							168 N	Eastern Mich.	8 7
17 H	Mississippi St.	4 10							205 H	Dartmouth	8 6
17 H	Mississippi St.	8 2							205 H	Dartmouth	4 3
18 H	Fla. Atlantic	2 1							205 H	Dartmouth	7 0
22 A	Kentucky	12 5							233 H	Harvard	3 1
22 A	Kentucky	4 7							233 H	Harvard	16 5
22 A	Kentucky	4 5							233 H	Harvard	9 2
LAST 15 GAMES											
	82 H	Jacksonville	3	1		17 H	Mississippi St.	8	2		
	108 A	Arkansas	8	2		82 H	Jacksonville	7	2		
	108 A	Arkansas	9	2		4 H	Texas A&M	10	7		
	108 A	Arkansas	12	8							
	9 A	Florida St.	8	2							

Non-Div. I Games:

Florida

17 H Mississippi St.	1	2
17 H Mississippi St.	4	10

F
l
o
r
i
d
a

F
l
o
r
i
d
a

Average RPI Win:		98	WON-LOST RECORD		WINNING PCT. RANK		LAST 15 GAMES		STRENGTH OF SCHEDULE		OPP. STRENGTH OF SCHEDULE		TEAM RPI	ADJ RPI		CONF. RPI		ADJ CONF. RPI					
DIV. I ONLY			30-7-0		.81081		3		13-2-0		14		3		2	.64081		2		2		2	
DIV. I NON-CONF.			17-2-0		.89474		5		4-0-0		98		9		2	.62933		2		1		1	
TOTALS		RPI 1-25		RPI 26-50		W-L RECORDS		RPI 51-100		RPI 101-150		RPI 150+											
30-7-0		8-6-0		5-1-0		OVERALL		7-0-0		1-0-0		9-0-0											
24-1-0		4-0-0		5-1-0		HOME		6-0-0		1-0-0		8-0-0											
6-6-0		4-6-0		0-0-0		AWAY		1-0-0		0-0-0		1-0-0											
0-0-0		0-0-0		0-0-0		NEUTRAL		0-0-0		0-0-0		0-0-0											
17-2-0		3-2-0		0-0-0		NON-CONFERENCE		7-0-0		1-0-0		6-0-0											
13-0-0		1-0-0		0-0-0		HOME		6-0-0		1-0-0		5-0-0											
4-2-0		2-2-0		0-0-		AWAY		1-0-0		0-0-0		1-0-0											
0-0-0		0-0-0		0-0-0		NEUTRAL		0-0-0		0-0-0		0-0-0											
13-5-0		5-4-0		5-1-0		CONFERENCE		0-0-0		0-0-0		3-0-0											
11-1-0		3-0-0		5-1-0		HOME		0-0-0		0-0-0		3-0-0											
2-4-0		2-4-0		0-0-0		AWAY		0-0-0		0-0-0		0-0-0											
0-0-0		0-0-0		0-0-0		NEUTRAL		0-0-0		0-0-0		0-0-0											
RPI	S	Opponent		Score		RPI	S	Opponent		Score		RPI	S	Opponent		Score							
3	A	Miami (FL)		4 3		35	H	Notre Dame		8 2		74	H	Princeton		11 0							
3	A	Miami (FL)		3 6		35	H	Notre Dame		4 3		74	H	Princeton		9 1							
3	A	Miami (FL)		4 8		35	H	Notre Dame		1 0		74	H	Princeton		4 2							
6	A	Ole Miss		5 6		46	H	Virginia		3 6		81	H	Wright St.		9 1							
6	A	Ole Miss		4 0		46	H	Virginia		11 4		83	A	Western Ky.		17 0							
6	A	Ole Miss		2 4		46	H	Virginia		15 0		83	H	Western Ky.		14 2							
9	A	Florida St.		5 16								98	H	Morehead St.		9 5							
9	A	Florida St.		7 12																			
9	A	Florida St.		7 1																			
11	H	Clemson		7 2																			
11	H	Clemson		15 2																			
11	H	Clemson		9 8																			
22	A	Kentucky		9 6																			
22	H	Kentucky		7 6																			
LAST 15 GAMES																							
22	H	Kentucky		7 6		9	A	Florida St.		7 12		131	H	Longwood		10 1							
11	H	Clemson		9 8		22	A	Kentucky		9 6		179	H	Xavier		11 1							
11	H	Clemson		7 2		195	H	Virginia Tech		9 3		195	H	Virginia Tech		8 4							
11	H	Clemson		15 2		195	H	Virginia Tech		13 0		219	H	Eastern Ky.		14 2							
83	H	Western Ky.		14 2		234	H	SIUE		10 1		234	H	SIUE		21 4							
						234	H	SIUE		12 0		234	H	SIUE		12 0							
						253	A	Purdue		9 4													

Non-Div. I Games:

Louisville

9 A Florida St.	5	16
9 A Florida St.	7	1

L
o
u
i
s
v
i
l
l
e

L
o
u
i
s
v
i
l
l
e

M
i
a
m
i
(
F
L
)

Miami (FL)

35	A	Notre Dame	10	2
89	A	FGCU	4	0

M
i
a
m
i
(
F
L
)

M
i
a
m
i
(
F
L
)

Average RPI Win: 117		WON-LOST RECORD		WINNING PCT. RANK		LAST 15 GAMES		STRENGTH OF SCHEDULE		OPP. STRENGTH OF SCHEDULE		TEAM RPI		ADJ RPI		CONF. RPI		ADJ CONF. RPI	
DIV. I ONLY		30-7-0		.81081 3		10-5-0		33		5		4		.62807 4		1		1	
DIV. I NON-CONF.		20-2-0		.90909 3		3-1-0		178		78		9		.60336 9		2		2	
TOTALS		RPI 1-25		RPI 26-50		W-L RECORDS		RPI 51-100		RPI 101-150		RPI 150+							
30-7-0		5-5-0		4-0-0		OVERALL		4-0-0		6-2-0		11-0-0							
22-1-0		2-1-0		4-0-0		HOME		3-0-0		2-0-0		11-0-0							
8-6-0		3-4-0		0-0-0		AWAY		1-0-0		4-2-0		0-0-0							
0-0-0		0-0-0		0-0-0		NEUTRAL		0-0-0		0-0-0		0-0-0							
20-2-0		0-1-0		1-0-0		NON-CONFERENCE		4-0-0		4-1-0		11-0-0							
17-0-0		0-0-0		1-0-0		HOME		3-0-0		2-0-0		11-0-0							
3-2-0		0-1-0		0-0-		AWAY		1-0-0		2-1-0		0-0-0							
0-0-0		0-0-0		0-0-0		NEUTRAL		0-0-0		0-0-0		0-0-0							
10-5-0		5-4-0		3-0-0		CONFERENCE		0-0-0		2-1-0		0-0-0							
5-1-0		2-1-0		3-0-0		HOME		0-0-0		0-0-0		0-0-0							
5-4-0		3-3-0		0-0-0		AWAY		0-0-0		2-1-0		0-0-0							
0-0-0		0-0-0		0-0-0		NEUTRAL		0-0-0		0-0-0		0-0-0							
RPI	S	Opponent		Score		RPI	S	Opponent		Score		RPI	S	Opponent		Score			
1	A	Florida		2 7		34	H	Northwestern St.		7 6		65	H	Fresno St.		3 2			
1	A	Florida		7 10		36	H	Georgia		15 1		65	H	Fresno St.		4 3			
1	A	Florida		4 7		36	H	Georgia		10 2		65	H	Fresno St.		12 1			
12	H	LSU		3 1		36	H	Georgia		5 0		67	A	Houston		7 2			
12	H	LSU		2 3								112	A	Pepperdine		5 7			
12	H	LSU		6 1								112	A	Pepperdine		4 0			
17	A	Mississippi St.		10 3								112	A	Pepperdine		6 0			
17	A	Mississippi St.		10 5								125	H	SFA		21 1			
17	A	Mississippi St.		10 6								132	H	Texas		5 4			
19	A	Rice		3 4								161	H	Texas St.		14 1			
												178	H	Houston Baptist		3 2			
												185	H	Abilene Christian		10 4			
												209	H	Hofstra		5 0			
												209	H	Hofstra		5 2			
												209	H	Hofstra		15 4			
												220	H	A&M-Corpus Christi		13 3			
												221	H	Yale		13 0			
												221	H	Yale		12 5			
												221	H	Yale		10 2			
												295	H	Prairie View		11 0			
LAST 15 GAMES																			
161	H	Texas St.		14 1		36	H	Georgia		5 0									
17	A	Mississippi St.		10 5		19	A	Rice		3 4									
17	A	Mississippi St.		10 6		1	A	Florida		7 10									
17	A	Mississippi St.		10 3															
185	H	Abilene Christian		10 4															

Non-Div. I Games:

Texas A&M

36	H	Georgia	10	2
36	H	Georgia	15	1

T
e
x
a
s
A
&
M

T
e
x
a
s
A
&
M

Average RPI Win:		126	WON-LOST RECORD		WINNING PCT. RANK	LAST 15 GAMES	STRENGTH OF SCHEDULE		OPP. STRENGTH OF SCHEDULE	TEAM RPI	ADJ RPI	CONF. RPI	ADJ CONF. RPI				
Average RPI Loss:		21															
DIV. I ONLY			30-8-0		.78947	6	9-6-0		15	32	5	.62683	5	1	1		
DIV. I NON-CONF.			19-4-0		.82609	12	2-2-0		81	75	13	.59419	13	2	2		
TOTALS		RPI 1-25		RPI 26-50		W-L RECORDS		RPI 51-100		RPI 101-150		RPI 150+					
30-8-0		6-5-0		1-3-0		OVERALL		6-0-0		4-0-0		13-0-0					
22-1-0		2-0-0		0-1-0		HOME		6-0-0		4-0-0		10-0-0					
8-5-0		4-3-0		1-2-0		AWAY		0-0-0		0-0-0		3-0-0					
0-2-0		0-2-0		0-0-0		NEUTRAL		0-0-0		0-0-0		0-0-0					
19-4-0		2-3-0		0-1-0		NON-CONFERENCE		3-0-0		1-0-0		13-0-0					
16-1-0		2-0-0		0-1-0		HOME		3-0-0		1-0-0		10-0-0					
3-1-0		0-1-0		0-0-		AWAY		0-0-0		0-0-0		3-0-0					
0-2-0		0-2-0		0-0-0		NEUTRAL		0-0-0		0-0-0		0-0-0					
11-4-0		4-2-0		1-2-0		CONFERENCE		3-0-0		3-0-0		0-0-0					
6-0-0		0-0-0		0-0-0		HOME		3-0-0		3-0-0		0-0-0					
5-4-0		4-2-0		1-2-0		AWAY		0-0-0		0-0-0		0-0-0					
0-0-0		0-0-0		0-0-0		NEUTRAL		0-0-0		0-0-0		0-0-0					
RPI	S	Opponent		Score		RPI	S	Opponent		Score		RPI	S	Opponent		Score	
6	A	Ole Miss		4 0		30	H	Col. of Charleston		5 6		62	H	Tennessee		7 4	
6	A	Ole Miss		9 5		36	A	Georgia		4 13		62	H	Tennessee		7 6	
6	A	Ole Miss		5 1		36	A	Georgia		3 5		62	H	Tennessee		4 3	
11	A	Clemson		1 4		36	A	Georgia		3 1		87	H	Penn St.		16 5	
11	H	Clemson		8 1								87	H	Penn St.		7 1	
11	N	Clemson		0 5								87	H	Penn St.		4 2	
14	A	Vanderbilt		6 10													
14	A	Vanderbilt		3 6													
14	A	Vanderbilt		4 0													
15	H	Coastal Caro.		4 2													
16	N	North Carolina		0 15													
						LAST 15 GAMES											
170	A	Furman		14 4		62	H	Tennessee		7 6							
36	A	Georgia		3 5		15	H	Coastal Caro.		4 2							
36	A	Georgia		4 13		14	A	Vanderbilt		6 10							
36	A	Georgia		3 1													
16	N	North Carolina		0 15													

Non-Div. I Games:

South Carolina

62	H	Tennessee	4	3
62	H	Tennessee	7	4

S
o
u
t
h
C
a
r
o
l
l
i
n
a

S
o
u
t
h
C
a
r
o
l
l
i
n
a

Average RPI Win: 123		WON-LOST RECORD		WINNING PCT. RANK		LAST 15 GAMES		STRENGTH OF SCHEDULE		OPP. STRENGTH OF SCHEDULE		TEAM RPI		ADJ RPI		CONF. RPI		ADJ CONF. RPI	
DIV. I ONLY		28-10-0		.73684 18		8-7-0		12		30		6		.61226 6		1		1	
DIV. I NON-CONF.		21-2-0		.91304 2		3-1-0		39		66		3		.6288 3		2		2	
TOTALS		RPI 1-25		RPI 26-50		W-L RECORDS		RPI 51-100		RPI 101-150		RPI 150+							
28-10-0		5-7-0		1-2-0		OVERALL		4-1-0		8-0-0		10-0-0							
17-5-0		2-5-0		0-0-0		HOME		2-0-0		4-0-0		9-0-0							
8-5-0		2-2-0		1-2-0		AWAY		2-1-0		2-0-0		1-0-0							
3-0-0		1-0-0		0-0-0		NEUTRAL		0-0-0		2-0-0		0-0-0							
21-2-0		4-2-0		0-0-0		NON-CONFERENCE		2-0-0		5-0-0		10-0-0							
14-2-0		2-2-0		0-0-0		HOME		2-0-0		1-0-0		9-0-0							
4-0-0		1-0-0		0-0-		AWAY		0-0-0		2-0-0		1-0-0							
3-0-0		1-0-0		0-0-0		NEUTRAL		0-0-0		2-0-0		0-0-0							
7-8-0		1-5-0		1-2-0		CONFERENCE		2-1-0		3-0-0		0-0-0							
3-3-0		0-3-0		0-0-0		HOME		0-0-0		3-0-0		0-0-0							
4-5-0		1-2-0		1-2-0		AWAY		2-1-0		0-0-0		0-0-0							
0-0-0		0-0-0		0-0-0		NEUTRAL		0-0-0		0-0-0		0-0-0							
RPI S	Opponent	Score		RPI S	Opponent	Score		RPI S	Opponent	Score		RPI S	Opponent	Score					
2 H	Louisville	6	5	47 A	Alabama	4	0	58 H	Southeast Mo. St.	6	4	108 H	Arkansas	8	7				
2 H	Louisville	0	4	47 A	Alabama	2	7	58 H	Southeast Mo. St.	10	2	108 H	Arkansas	14	9				
2 H	Louisville	4	2	47 A	Alabama	0	2	62 A	Tennessee	6	4	108 H	Arkansas	7	3				
5 H	South Carolina	5	9					62 A	Tennessee	10	7	113 N	Cincinnati	7	1				
5 H	South Carolina	0	4					62 A	Tennessee	2	3	129 H	Arkansas St.	4	3				
5 H	South Carolina	1	5									130 A	UAB	8	1				
15 A	Coastal Caro.	8	2									130 A	UAB	5	1				
17 A	Mississippi St.	1	3									137 N	Ball St.	7	3				
17 A	Mississippi St.	2	6									162 H	FIU	16	5				
17 A	Mississippi St.	8	5									162 H	FIU	9	2				
23 H	Southern Miss.	1	5									162 H	FIU	7	4				
23 N	Southern Miss.	6	2									210 A	Memphis	7	0				
												210 H	Memphis	9	7				
												237 H	Grambling	6	1				
												237 H	Grambling	15	2				
												237 H	Grambling	7	3				
												238 H	Murray St.	8	3				
												277 H	UT Martin	8	2				
LAST 15 GAMES																			
238 H	Murray St.	8	3	108 H	Arkansas	7	3												
47 A	Alabama	2	7	23 N	Southern Miss.	6	2												
47 A	Alabama	0	2	17 A	Mississippi St.	8	5												
47 A	Alabama	4	0																
23 H	Southern Miss.	1	5																

Non-Div. I Games:

Ole Miss

108 H Arkansas	8	7
108 H Arkansas	14	9

O
l
e
M
i
s
s

O
l
e
M
i
s
s

Average RPI Win:		95	WON-LOST RECORD		WINNING PCT. RANK	LAST 15 GAMES		STRENGTH OF SCHEDULE		OPP. STRENGTH OF SCHEDULE		TEAM RPI	ADJ RPI	CONF. RPI	ADJ CONF. RPI
Average RPI Loss:		72													
DIV. I ONLY			25-7-1		.77273	9		45		24		7	.61068	7	10
DIV. I NON-CONF.			20-6-1		.75926	27		78		10		11	.59612	11	12
TOTALS		RPI 1-25		RPI 26-50		W-L RECORDS		RPI 51-100		RPI 101-150		RPI 150+			
25-7-1		1-0-0		2-2-1		OVERALL		11-3-0		10-2-0		1-0-0			
17-1-0		0-0-0		0-1-0		HOME		7-0-0		10-0-0		0-0-0			
5-6-1		0-0-0		1-1-1		AWAY		3-3-0		0-2-0		1-0-0			
3-0-0		1-0-0		1-0-0		NEUTRAL		1-0-0		0-0-0		0-0-0			
20-6-1		1-0-0		2-2-1		NON-CONFERENCE		9-2-0		7-2-0		1-0-0			
14-1-0		0-0-0		0-1-0		HOME		7-0-0		7-0-0		0-0-0			
3-5-1		0-0-0		1-1-		AWAY		1-2-0		0-2-0		1-0-0			
3-0-0		1-0-0		1-0-0		NEUTRAL		1-0-0		0-0-0		0-0-0			
5-1-0		0-0-0		0-0-0		CONFERENCE		2-1-0		3-0-0		0-0-0			
3-0-0		0-0-0		0-0-0		HOME		0-0-0		3-0-0		0-0-0			
2-1-0		0-0-0		0-0-0		AWAY		2-1-0		0-0-0		0-0-0			
0-0-0		0-0-0		0-0-0		NEUTRAL		0-0-0		0-0-0		0-0-0			
RPI S	Opponent	Score		RPI S	Opponent	Score		RPI S	Opponent	Score		RPI S	Opponent	Score	
22 N	Kentucky	11	4	30 A	Col. of Charleston	7	4	64 A	Long Beach St.	3	1	102 A	Southern California	5	9
				30 A	Col. of Charleston	3	10	64 A	Long Beach St.	4	3	102 H	Southern California	5	2
				30 A	Col. of Charleston	6	6	64 A	Long Beach St.	0	2	102 H	Southern California	10	1
				38 H	St. Mary's (CA)	4	7	66 H	Hartford	7	4	104 H	CSUN	1	0
				40 N	Bryant	16	2	66 H	Hartford	7	6	104 H	CSUN	8	2
								66 H	Hartford	2	1	104 H	CSUN	5	4
								72 H	UConn	5	3	112 A	Pepperdine	2	6
								72 H	UConn	9	6	138 H	Nevada	5	4
								72 H	UConn	6	2	143 H	San Francisco	13	5
								78 A	Oregon	1	13	143 H	San Francisco	7	3
								78 A	Oregon	1	3	143 H	San Francisco	8	2
								78 A	Oregon	1	0	143 H	San Francisco	6	5
								79 H	UCLA	11	6	269 A	CSU Bakersfield	10	4
								93 N	San Diego	9	3				
				LAST 15 GAMES											
				138 H	Nevada	5	4	64 A	Long Beach St.	0	2				
				104 H	CSUN	8	2	64 A	Long Beach St.	3	1				
				104 H	CSUN	5	4	64 A	Long Beach St.	4	3				
				104 H	CSUN	1	0								
				30 A	Col. of Charleston	6	6								

Non-Div. I Games:

UC Santa Barbara

30	A	Col. of Charleston	3	10
30	A	Col. of Charleston	7	4

U
C
S
a
n
t
a
B
a
r
b
a
r
a

U
C
S
a
n
t
a
B
a
r
b
a
r
a

Average RPI Win: 93		WON-LOST RECORD		WINNING PCT. RANK		LAST 15 GAMES		STRENGTH OF SCHEDULE		OPP. STRENGTH OF SCHEDULE		TEAM RPI		ADJ RPI		CONF. RPI		ADJ CONF. RPI	
DIV. I ONLY		26-11-0		.7027 28		10-5-0		4		72		8		.61003 8		2		2	
DIV. I NON-CONF.		16-5-0		.7619 24		3-2-0		7		160		7		.60886 7		1		1	
TOTALS		RPI 1-25		RPI 26-50		W-L RECORDS		RPI 51-100		RPI 101-150		RPI 150+							
26-11-0		2-2-0		11-4-0		OVERALL		6-5-0		0-0-0		7-0-0							
17-5-0		1-0-0		6-1-0		HOME		5-4-0		0-0-0		5-0-0							
7-5-0		1-2-0		4-3-0		AWAY		0-0-0		0-0-0		2-0-0							
2-1-0		0-0-0		1-0-0		NEUTRAL		1-1-0		0-0-0		0-0-0							
16-5-0		2-1-0		2-1-0		NON-CONFERENCE		5-3-0		0-0-0		7-0-0							
11-2-0		1-0-0		1-0-0		HOME		4-2-0		0-0-0		5-0-0							
3-2-0		1-1-0		0-0-		AWAY		0-0-0		0-0-0		2-0-0							
2-1-0		0-0-0		1-0-0		NEUTRAL		1-1-0		0-0-0		0-0-0							
10-6-0		0-1-0		9-3-0		CONFERENCE		1-2-0		0-0-0		0-0-0							
6-3-0		0-0-0		5-1-0		HOME		1-2-0		0-0-0		0-0-0							
4-3-0		0-1-0		4-2-0		AWAY		0-0-0		0-0-0		0-0-0							
0-0-0		0-0-0		0-0-0		NEUTRAL		0-0-0		0-0-0		0-0-0							
RPI	S	Opponent		Score		RPI	S	Opponent		Score		RPI	S	Opponent		Score			
9	A	Florida St.		5	8	29	A	Georgia Tech		7	16	53	N	Old Dominion		0	5		
15	A	Coastal Caro.		13	10	29	A	Georgia Tech		15	6	71	H	Boston College		0	7		
25	A	UNCW		4	6	29	A	Georgia Tech		8	3	71	H	Boston College		0	1		
25	H	UNCW		5	2	31	A	East Carolina		3	15	71	H	Boston College		3	2		
						35	H	Notre Dame		4	8	81	H	Wright St.		6	1		
						35	H	Notre Dame		9	1	81	H	Wright St.		8	10		
						35	H	Notre Dame		16	6	81	H	Wright St.		8	4		
						43	H	Wake Forest		3	2	92	H	Indiana St.		8	3		
						43	H	Wake Forest		11	7	92	H	Indiana St.		7	11		
						43	H	Wake Forest		6	1	96	N	Kent St.		7	5		
						44	H	UNCG		8	4	98	H	Morehead St.		7	5		
						46	A	Virginia		3	5								
						46	A	Virginia		8	7								
						46	A	Virginia		5	2								
						47	N	Alabama		2	1								
LAST 15 GAMES																			
						31	A	East Carolina		3	15	43	H	Wake Forest		11	7		
						29	A	Georgia Tech		7	16	174	H	Charlotte		7	3		
						29	A	Georgia Tech		15	6	46	A	Virginia		5	2		
						29	A	Georgia Tech		8	3								
						201	A	Elon		23	3								

Non-Div. I Games:

North Carolina St.

43 H Wake Forest	6	1
43 H Wake Forest	3	2

N
o
r
t
h
C
a
r
o
l
i
n
a
S
t
.

N
o
r
t
h
C
a
r
o
l
i
n
a
S
t
.

Average RPI Win:	91	WON-LOST RECORD	WINNING PCT. RANK	LAST 15 GAMES	STRENGTH OF SCHEDULE	OPP. STRENGTH OF SCHEDULE	TEAM RPI	ADJ RPI	CONF. RPI	ADJ CONF. RPI				
DIV. I ONLY		25-11-0	.69444	30	1-1-0	3	9	9	.6088	9	2	2		
DIV. I NON-CONF.		15-7-0	.68182	47	1-1-0	17	19	34	.57154	34	1	1		
<hr/>														
TOTALS	RPI 1-25	RPI 26-50		W-L RECORDS		RPI 51-100		RPI 101-150		RPI 150+				
25-11-0	4-5-0	8-4-0		OVERALL		1-1-0		5-0-0		7-1-0				
20-6-0	4-3-0	5-1-0		HOME		0-1-0		5-0-0		6-1-0				
5-4-0	0-1-0	3-3-0		AWAY		1-0-0		0-0-0		1-0-0				
0-1-0	0-1-0	0-0-0		NEUTRAL		0-0-0		0-0-0		0-0-0				
15-7-0	1-4-0	2-1-0		NON-CONFERENCE		0-1-0		5-0-0		7-1-0				
14-5-0	1-2-0	2-1-0		HOME		0-1-0		5-0-0		6-1-0				
1-1-0	0-1-0	0-0-		AWAY		0-0-0		0-0-0		1-0-0				
0-1-0	0-1-0	0-0-0		NEUTRAL		0-0-0		0-0-0		0-0-0				
10-4-0	3-1-0	6-3-0		CONFERENCE		1-0-0		0-0-0		0-0-0				
6-1-0	3-1-0	3-0-0		HOME		0-0-0		0-0-0		0-0-0				
4-3-0	0-0-0	3-3-0		AWAY		1-0-0		0-0-0		0-0-0				
0-0-0	0-0-0	0-0-0		NEUTRAL		0-0-0		0-0-0		0-0-0				
RPI	S	Opponent	Score		RPI	S	Opponent	Score		RPI	S	Opponent	Score	
1	A	Florida	0	6	29	H	Georgia Tech	8	3	71	A	Boston College	3	0
1	H	Florida	2	8	29	H	Georgia Tech	14	9	82	H	Jacksonville	3	7
1	N	Florida	2	3	29	H	Georgia Tech	8	2					
2	H	Louisville	12	7	30	H	Col. of Charleston	8	3					
2	H	Louisville	1	7	30	H	Col. of Charleston	11	2					
2	H	Louisville	16	5	30	H	Col. of Charleston	1	2					
8	H	North Carolina St.	8	5	39	A	Pittsburgh	17	4					
10	H	Texas Tech	10	1	39	A	Pittsburgh	10	2					
10	H	Texas Tech	4	8	39	A	Pittsburgh	2	5					
					43	A	Wake Forest	13	8					
					43	A	Wake Forest	0	9					
					43	A	Wake Forest	2	4					
<hr/>														
LAST 15 GAMES														
10	H	Texas Tech	4	8	1	H	Florida	2	8					
10	H	Texas Tech	10	1	2	H	Louisville	16	5					
166	H	Stetson	8	6	2	H	Louisville	1	7					
166	H	Stetson	8	5										
43	A	Wake Forest	2	4										

Non-Div. I Games:

Florida St.

43 A Wake Forest	13	8
43 A Wake Forest	0	9

F
l
o
r
i
d
a
S
t
.

F
l
o
r
i
d
a
S
t
.

Average RPI Win:		101	WON-LOST RECORD		WINNING PCT. RANK		LAST 15 GAMES		STRENGTH OF SCHEDULE		OPP. STRENGTH OF SCHEDULE		TEAM RPI		ADJ RPI		CONF. RPI		ADJ CONF. RPI	
DIV. I ONLY			30-10-0		.75 15		13-2-0		31		36		10		.60419 10		5		5	
DIV. I NON-CONF.			19-9-0		.67857 51		7-2-0		19		50		18		.58697 18		5		5	
TOTALS		RPI 1-25		RPI 26-50		W-L RECORDS		RPI 51-100		RPI 101-150		RPI 150+								
30-10-0		2-1-0		6-2-0		OVERALL		5-2-0		13-4-0		4-1-0								
17-4-0		0-0-0		1-0-0		HOME		3-2-0		9-1-0		4-1-0								
11-5-0		1-1-0		5-2-0		AWAY		1-0-0		4-2-0		0-0-0								
2-1-0		1-0-0		0-0-0		NEUTRAL		1-0-0		0-1-0		0-0-0								
19-9-0		2-1-0		3-2-0		NON-CONFERENCE		5-2-0		5-3-0		4-1-0								
11-4-0		0-0-0		1-0-0		HOME		3-2-0		3-1-0		4-1-0								
6-4-0		1-1-0		2-0-		AWAY		1-0-0		2-1-0		0-0-0								
2-1-0		1-0-0		0-0-0		NEUTRAL		1-0-0		0-1-0		0-0-0								
11-1-0		0-0-0		3-0-0		CONFERENCE		0-0-0		8-1-0		0-0-0								
6-0-0		0-0-0		0-0-0		HOME		0-0-0		6-0-0		0-0-0								
5-1-0		0-0-0		3-0-0		AWAY		0-0-0		2-1-0		0-0-0								
0-0-0		0-0-0		0-0-0		NEUTRAL		0-0-0		0-0-0		0-0-0								
RPI	S	Opponent		Score		RPI	S	Opponent		Score		RPI	S	Opponent		Score				
9	A	Florida St.		1	10	26	A	Oklahoma St.		5	1	51	H	Cal St. Fullerton		6	5			
9	A	Florida St.		8	4	26	A	Oklahoma St.		15	5	51	H	Cal St. Fullerton		1	4			
13	N	La.-Lafayette		5	3	26	A	Oklahoma St.		8	2	51	H	Cal St. Fullerton		3	7			
						27	A	California		11	8	67	N	Houston		3	2			
						27	A	California		2	9	86	A	Sam Houston St.		11	6			
						48	A	New Mexico		5	6	86	H	Sam Houston St.		8	6			
						48	A	New Mexico		7	4	86	H	Sam Houston St.		20	3			
						48	H	New Mexico		14	10									
								LAST 15 GAMES												
						48	A	New Mexico		5	6	26	A	Oklahoma St.		15	5			
						48	A	New Mexico		7	4	26	A	Oklahoma St.		8	2			
						187	H	San Diego St.		7	2	26	A	Oklahoma St.		5	1			
						187	H	San Diego St.		10	0									
						187	H	San Diego St.		3	1									
						187	H	San Diego St.		10	0									
						187	H	San Diego St.		7	2									

Non-Div. I Games:

Texas Tech

86	H	Sam Houston St.	8	6
86	H	Sam Houston St.	20	3

T
e
x
a
s
T
e
c
h

T
e
x
a
s
T
e
c
h

Average RPI Win:	118	WON-LOST RECORD	WINNING PCT. RANK	LAST 15 GAMES	STRENGTH OF SCHEDULE	OPP. STRENGTH OF SCHEDULE	TEAM RPI	ADJ RPI	CONF. RPI	ADJ CONF. RPI	
DIV. I ONLY		25-12-0	.67568 39	8-7-0	21	8	11	.60392 11	2	2	
DIV. I NON-CONF.		17-2-0	.89474 5	5-0-0	141	39	8	.6077 8	1	1	
<hr/>											
TOTALS	RPI 1-25	RPI 26-50		W-L RECORDS		RPI 51-100		RPI 101-150		RPI 150+	
25-12-0	2-7-0	7-4-0		OVERALL		5-0-0		1-0-0		10-1-0	
16-2-0	1-0-0	3-1-0		HOME		4-0-0		1-0-0		7-1-0	
8-10-0	0-7-0	4-3-0		AWAY		1-0-0		0-0-0		3-0-0	
1-0-0	1-0-0	0-0-0		NEUTRAL		0-0-0		0-0-0		0-0-0	
<hr/>											
17-2-0	2-1-0	2-0-0		NON-CONFERENCE		2-0-0		1-0-0		10-1-0	
11-1-0	1-0-0	1-0-0		HOME		1-0-0		1-0-0		7-1-0	
5-1-0	0-1-0	1-0-		AWAY		1-0-0		0-0-0		3-0-0	
1-0-0	1-0-0	0-0-0		NEUTRAL		0-0-0		0-0-0		0-0-0	
<hr/>											
8-10-0	0-6-0	5-4-0		CONFERENCE		3-0-0		0-0-0		0-0-0	
5-1-0	0-0-0	2-1-0		HOME		3-0-0		0-0-0		0-0-0	
3-9-0	0-6-0	3-3-0		AWAY		0-0-0		0-0-0		0-0-0	
0-0-0	0-0-0	0-0-0		NEUTRAL		0-0-0		0-0-0		0-0-0	
<hr/>											
RPI S	Opponent	Score	RPI S	Opponent	Score	RPI S	Opponent	Score	RPI S	Opponent	Score
2 A	Louisville	2 7	36 A	Georgia	11 6	71 H	Boston College	6 2	141 H	Wofford	7 0
2 A	Louisville	2 15	36 H	Georgia	12 0	71 H	Boston College	6 1	170 A	Furman	9 7
2 A	Louisville	8 9	39 H	Pittsburgh	4 3	71 H	Boston College	3 2	176 H	Presbyterian	8 4
3 A	Miami (FL)	8 9	39 H	Pittsburgh	5 15	90 A	Western Caro.	10 8	182 H	Winthrop	4 3
3 A	Miami (FL)	4 5	39 H	Pittsburgh	14 6	90 H	Western Caro.	7 6	206 H	James Madison	10 1
3 A	Miami (FL)	5 10	43 A	Wake Forest	6 5				206 H	James Madison	6 1
5 A	South Carolina	1 8	43 A	Wake Forest	4 6				206 H	James Madison	11 2
5 H	South Carolina	4 1	43 A	Wake Forest	13 8				229 A	The Citadel	12 1
5 N	South Carolina	5 0	45 A	Duke	3 5				229 A	The Citadel	5 4
			45 A	Duke	1 2				265 H	Maine	9 4
			45 A	Duke	3 2				265 H	Maine	3 4
									265 H	Maine	19 2
<hr/>											
LAST 15 GAMES											
36 H	Georgia	12 0	45 A	Duke	3 5						
2 A	Louisville	8 9	36 A	Georgia	11 6						
2 A	Louisville	2 7	39 H	Pittsburgh	4 3						
2 A	Louisville	2 15									
90 H	Western Caro.	7 6									

Non-Div. I Games:

Clemson

45	A	Duke	1	2
45	A	Duke	3	2

C
l
e
m
s
o
n

C
l
e
m
s
o
n

Average RPI Win: 119		WON-LOST	WINNING	LAST 15	STRENGTH OF	OPP. STRENGTH	TEAM	ADJ	CONF.	ADJ CONF.							
Average RPI Loss: 61		RECORD	PCT. RANK	GAMES	SCHEDULE	OF SCHEDULE	RPI	RPI	RPI	RPI							
DIV. I ONLY		26-11-0	.7027	28	10-5-0	5	96	12	.59925	12	1	1					
DIV. I NON-CONF.		17-5-0	.77273	19	3-2-0	22	217	23	.58166	23	2	2					
<hr/>																	
TOTALS		RPI 1-25		RPI 26-50		W-L RECORDS		RPI 51-100		RPI 101-150		RPI 150+					
26-11-0		4-3-0		2-2-0		OVERALL		2-3-0		12-3-0		6-0-0					
18-7-0		2-1-0		2-2-0		HOME		2-2-0		7-2-0		5-0-0					
7-4-0		1-2-0		0-0-0		AWAY		0-1-0		5-1-0		1-0-0					
1-0-0		1-0-0		0-0-0		NEUTRAL		0-0-0		0-0-0		0-0-0					
17-5-0		1-0-0		1-0-0		NON-CONFERENCE		2-3-0		7-2-0		6-0-0					
15-4-0		0-0-0		1-0-0		HOME		2-2-0		7-2-0		5-0-0					
1-1-0		0-0-0		0-0-		AWAY		0-1-0		0-0-0		1-0-0					
1-0-0		1-0-0		0-0-0		NEUTRAL		0-0-0		0-0-0		0-0-0					
9-6-0		3-3-0		1-2-0		CONFERENCE		0-0-0		5-1-0		0-0-0					
3-3-0		2-1-0		1-2-0		HOME		0-0-0		0-0-0		0-0-0					
6-3-0		1-2-0		0-0-0		AWAY		0-0-0		5-1-0		0-0-0					
0-0-0		0-0-0		0-0-0		NEUTRAL		0-0-0		0-0-0		0-0-0					
RPI	S	Opponent		Score		RPI	S	Opponent		Score		RPI	S	Opponent		Score	
4	A	Texas A&M		1	3	47	H	Alabama		3	4	52	A	Lamar		11	12
4	A	Texas A&M		3	2	47	H	Alabama		7	5	55	H	Tulane		1	7
4	A	Texas A&M		1	6	47	H	Alabama		0	6	59	H	McNeese St.		0	7
13	N	La.-Lafayette		8	5	49	H	New Orleans		9	4	63	H	Southeastern La.		11	4
14	H	Vanderbilt		7	9							88	H	Louisiana Tech		6	3
14	H	Vanderbilt		3	2												
14	H	Vanderbilt		13	4												

Non-Div. I Games:

LSU

59	H	McNeese St.	0	7
14	H	Vanderbilt	7	9

L
S
U

L
S
U

Average RPI Win:	117	WON-LOST RECORD	WINNING PCT. RANK	LAST 15 GAMES	STRENGTH OF SCHEDULE	OPP. STRENGTH OF SCHEDULE	TEAM RPI	ADJ RPI	CONF. RPI	ADJ CONF. RPI					
DIV. I ONLY		25-12-0	.67568	39	11-3-0	16	86	13	.59666	13	9	9			
DIV. I NON-CONF.		15-7-0	.68182	47	6-1-0	3	62	5	.61789	5	9	9			
<hr/>															
TOTALS	RPI 1-25	RPI 26-50		W-L RECORDS		RPI 51-100		RPI 101-150		RPI 150+					
25-12-0	1-3-0	3-0-0		OVERALL		8-5-0		5-4-0		8-0-0					
15-2-0	0-0-0	2-0-0		HOME		5-0-0		1-2-0		7-0-0					
9-7-0	0-0-0	1-0-0		AWAY		3-5-0		4-2-0		1-0-0					
1-3-0	1-3-0	0-0-0		NEUTRAL		0-0-0		0-0-0		0-0-0					
<hr/>															
15-7-0	1-3-0	3-0-0		NON-CONFERENCE		6-4-0		0-0-0		5-0-0					
11-0-0	0-0-0	2-0-0		HOME		5-0-0		0-0-0		4-0-0					
3-4-0	0-0-0	1-0-		AWAY		1-4-0		0-0-0		1-0-0					
1-3-0	1-3-0	0-0-0		NEUTRAL		0-0-0		0-0-0		0-0-0					
<hr/>															
10-5-0	0-0-0	0-0-0		CONFERENCE		2-1-0		5-4-0		3-0-0					
4-2-0	0-0-0	0-0-0		HOME		0-0-0		1-2-0		3-0-0					
6-3-0	0-0-0	0-0-0		AWAY		2-1-0		4-2-0		0-0-0					
0-0-0	0-0-0	0-0-0		NEUTRAL		0-0-0		0-0-0		0-0-0					
<hr/>															
RPI S	Opponent	Score		RPI S	Opponent	Score		RPI S	Opponent	Score					
10 N	Texas Tech	3	5	34 A	Northwestern St.	10	1	55 A	Tulane	3	5	114 A	Ga. Southern	6	2
12 N	LSU	5	8	34 H	Northwestern St.	4	0	55 H	Tulane	9	2	114 A	Ga. Southern	2	3
19 N	Rice	4	2	49 H	New Orleans	7	4	59 A	McNeese St.	2	7	114 A	Ga. Southern	13	9
23 N	TCU	1	7					63 A	Southeastern La.	5	16	124 H	Little Rock	15	4
								63 A	Southeastern La.	5	4	124 H	Little Rock	5	10
								63 H	Southeastern La.	4	1	124 H	Little Rock	1	7
								73 A	Troy	4	2	129 A	Arkansas St.	5	2
								73 A	Troy	8	3	129 A	Arkansas St.	6	7
								73 A	Troy	1	4	129 A	Arkansas St.	6	1
								86 H	Sam Houston St.	13	3	159 H	Sacred Heart	4	0
								86 H	Sam Houston St.	2	1	159 H	Sacred Heart	8	0
								86 H	Sam Houston St.	6	2	159 H	Sacred Heart	9	3
								88 A	Louisiana Tech	2	6	217 A	Nicholls St.	5	4
												217 H	Nicholls St.	4	3
												226 H	Georgia St.	4	1
												226 H	Georgia St.	7	3
												226 H	Georgia St.	4	2
<hr/>															
LAST 15 GAMES															
217 H	Nicholls St.	4	3	114 A	Ga. Southern	6	2								
63 A	Southeastern La.	5	4	34 H	Northwestern St.	4	0								
63 A	Southeastern La.	5	16	129 A	Arkansas St.	6	1								
63 H	Southeastern La.	4	1												
55 H	Tulane	9	2												

Non-Div. I Games:

La.-Lafayette

114 A Ga. Southern	13	9
114 A Ga. Southern	2	3

L
a
.
-
L
a
f
a
y
e
t
t
e

L
a
.
-
L
a
f
a
y
e
t
t
e

Average RPI Win: 131		WON-LOST	WINNING	LAST 15	STRENGTH OF		OPP. STRENGTH	TEAM	ADJ	CONF.	ADJ CONF.
Average RPI Loss: 33		RECORD	PCT. RANK	GAMES	SCHEDULE		OF SCHEDULE	RPI	RPI	RPI	RPI
DIV. I ONLY		29-8-0	.78378	7	11-4-0		72	10	14	.59665	14
DIV. I NON-CONF.		20-2-0	.90909	3	4-0-0		254	67	24	.58132	24
TOTALS		RPI 1-25	RPI 26-50		W-L RECORDS		RPI 51-100		RPI 101-150		RPI 150+
29-8-0		6-6-0	0-0-0		OVERALL		5-1-0		4-1-0		14-0-0
22-4-0		5-4-0	0-0-0		HOME		3-0-0		1-0-0		13-0-0
6-4-0		1-2-0	0-0-0		AWAY		2-1-0		3-1-0		0-0-0
1-0-0		0-0-0	0-0-0		NEUTRAL		0-0-0		0-0-0		1-0-0
20-2-0		0-0-0	0-0-0		NON-CONFERENCE		5-1-0		1-1-0		14-0-0
17-0-0		0-0-0	0-0-0		HOME		3-0-0		1-0-0		13-0-0
2-2-0		0-0-0	0-0-		AWAY		2-1-0		0-1-0		0-0-0
1-0-0		0-0-0	0-0-0		NEUTRAL		0-0-0		0-0-0		1-0-0
9-6-0		6-6-0	0-0-0		CONFERENCE		0-0-0		3-0-0		0-0-0
5-4-0		5-4-0	0-0-0		HOME		0-0-0		0-0-0		0-0-0
4-2-0		1-2-0	0-0-0		AWAY		0-0-0		3-0-0		0-0-0
0-0-0		0-0-0	0-0-0		NEUTRAL		0-0-0		0-0-0		0-0-0
RPI S	Opponent	Score	RPI S	Opponent	Score	RPI S	Opponent	Score	RPI S	Opponent	Score
5 H	South Carolina	10 6				61 A	Stanford	4 1	103 A	Missouri	17 7
5 H	South Carolina	0 4				61 A	Stanford	1 4	103 A	Missouri	2 0
5 H	South Carolina	6 3				61 A	Stanford	5 2	103 A	Missouri	8 6
12 A	LSU	2 3				93 H	San Diego	13 6	116 A	Middle Tenn.	4 7
12 A	LSU	9 7				93 H	San Diego	8 4	116 H	Middle Tenn.	7 4
12 A	LSU	4 13				93 H	San Diego	17 1	160 H	Central Ark.	8 6
17 H	Mississippi St.	12 6							179 H	Xavier	5 2
17 H	Mississippi St.	1 2							179 H	Xavier	14 3
17 H	Mississippi St.	4 5							179 H	Xavier	7 0
22 H	Kentucky	0 3							189 H	Ill.-Chicago	9 0
22 H	Kentucky	3 2							189 H	Ill.-Chicago	6 5
22 H	Kentucky	3 0							189 H	Ill.-Chicago	20 8
									191 H	Radford	12 0
									191 H	Radford	13 4
									224 N	Belmont	8 2
									227 H	Lipscomb	4 3
									232 H	Northern Ill.	9 2
									272 H	Eastern Ill.	9 1
									277 H	UT Martin	11 6
LAST 15 GAMES											
160 H	Central Ark.	8 6	12 A	LSU	4 13						
22 H	Kentucky	0 3	227 H	Lipscomb	4 3						
22 H	Kentucky	3 2	5 H	South Carolina	10 6						
22 H	Kentucky	3 0									
116 H	Middle Tenn.	7 4									

Non-Div. I Games:

Vanderbilt

12	A	LSU	9	7
12	A	LSU	2	3

V
a
n
d
e
r
b
i
l
l
t

V
a
n
d
e
r
b
i
l
l
t

Average RPI Win:		123	WON-LOST RECORD		WINNING PCT. RANK		LAST 15 GAMES		STRENGTH OF SCHEDULE		OPP. STRENGTH OF SCHEDULE		TEAM RPI		ADJ RPI		CONF. RPI		ADJ CONF. RPI				
DIV. I ONLY			29-10-0		.74359		16	14-1-0	24		54		15		.59623		15	16	16				
DIV. I NON-CONF.			18-9-0		.66667		54	5-1-0	12		11		26		.57931		26	18	18				
TOTALS		RPI 1-25		RPI 26-50		W-L RECORDS		RPI 51-100		RPI 101-150		RPI 150+											
29-10-0		2-3-0		6-4-0		OVERALL		3-0-0		7-3-0		11-0-0											
22-6-0		0-2-0		6-2-0		HOME		3-0-0		5-2-0		8-0-0											
7-4-0		2-1-0		0-2-0		AWAY		0-0-0		2-1-0		3-0-0											
0-0-0		0-0-0		0-0-0		NEUTRAL		0-0-0		0-0-0		0-0-0											
18-9-0		2-3-0		6-4-0		NON-CONFERENCE		3-0-0		2-2-0		5-0-0											
16-6-0		0-2-0		6-2-0		HOME		3-0-0		2-2-0		5-0-0											
2-3-0		2-1-0		0-0-		AWAY		0-0-0		0-0-0		0-0-0											
0-0-0		0-0-0		0-0-0		NEUTRAL		0-0-0		0-0-0		0-0-0											
11-1-0		0-0-0		0-0-0		CONFERENCE		0-0-0		5-1-0		6-0-0											
6-0-0		0-0-0		0-0-0		HOME		0-0-0		3-0-0		3-0-0											
5-1-0		0-0-0		0-0-0		AWAY		0-0-0		2-1-0		3-0-0											
0-0-0		0-0-0		0-0-0		NEUTRAL		0-0-0		0-0-0		0-0-0											
RPI	S	Opponent		Score		RPI	S	Opponent		Score		RPI	S	Opponent		Score							
5	A	South Carolina		2	4	30	A	Col. of Charleston		2	4	99	H	Illinois		10	4	101	H	Ohio St.	3	2	
6	H	Ole Miss		2	8	30	A	Col. of Charleston		4	9	99	H	Illinois		12	4	101	H	Ohio St.	4	6	
8	H	North Carolina St.		10	13	30	H	Col. of Charleston		9	5	100	H	Marshall		9	3	113	H	Cincinnati	7	10	
16	A	North Carolina		6	3	30	H	Col. of Charleston		5	3							131	A	Longwood	11	2	
25	A	UNCW		6	4	43	H	Wake Forest		0	11							131	A	Longwood	7	2	
						43	H	Wake Forest		7	6							131	A	Longwood	2	5	
						44	H	UNCG		7	4							137	H	Ball St.	12	5	
						44	H	UNCG		2	4							142	H	Gardner-Webb	16	4	
						45	H	Duke		10	6							142	H	Gardner-Webb	10	6	
						46	H	Virginia		5	4							142	H	Gardner-Webb	10	4	
																		166	H	Stetson	17	5	
																		166	H	Stetson	11	2	
																		166	H	Stetson	12	2	
																		176	H	Presbyterian	12	3	
																		176	H	Presbyterian	5	2	
																		176	H	Presbyterian	4	2	
																		191	A	Radford	13	6	
																		191	A	Radford	7	4	
																		191	A	Radford	7	2	
																		229	H	The Citadel	4	3	
																		246	H	Appalachian St.	17	2	
						LAST 15 GAMES																	
						30	H	Col. of Charleston		9	5	191	A	Radford		7	4						
						16	A	North Carolina		6	3	191	A	Radford		13	6						
						176	H	Presbyterian		12	3	5	A	South Carolina		2	4						
						176	H	Presbyterian		4	2												
						176	H	Presbyterian		5	2												

Non-Div. I Games:

Coastal Caro.

30	H	Col. of Charleston	5	3
191	A	Radford	7	2

C
o
a
s
t
a
l
C
a
r
o
.

C
o
a
s
t
a
l
C
a
r
o
.

Average RPI Win:	99	WON-LOST RECORD		WINNING PCT. RANK		LAST 15 GAMES		STRENGTH OF SCHEDULE		OPP. STRENGTH OF SCHEDULE		TEAM RPI		ADJ RPI		CONF. RPI		ADJ CONF. RPI					
DIV. I ONLY		26-12-0		.68421	35	7-8-0		18		12		16		.59248	16	2		2					
DIV. I NON-CONF.		17-3-0		.85	8	4-2-0		23		61		4		.62024	4	1		1					
TOTALS		RPI 1-25		RPI 26-50		W-L RECORDS		RPI 51-100		RPI 101-150		RPI 150+											
26-12-0		1-4-0		11-5-0		OVERALL		4-1-0		2-0-0		8-2-0											
18-6-0		0-1-0		6-3-0		HOME		2-0-0		2-0-0		8-2-0											
7-6-0		0-3-0		5-2-0		AWAY		2-1-0		0-0-0		0-0-0											
1-0-0		1-0-0		0-0-0		NEUTRAL		0-0-0		0-0-0		0-0-0											
17-3-0		1-1-0		4-0-0		NON-CONFERENCE		4-1-0		2-0-0		6-1-0											
13-2-0		0-1-0		3-0-0		HOME		2-0-0		2-0-0		6-1-0											
3-1-0		0-0-0		1-0-		AWAY		2-1-0		0-0-0		0-0-0											
1-0-0		1-0-0		0-0-0		NEUTRAL		0-0-0		0-0-0		0-0-0											
9-9-0		0-3-0		7-5-0		CONFERENCE		0-0-0		0-0-0		2-1-0											
5-4-0		0-0-0		3-3-0		HOME		0-0-0		0-0-0		2-1-0											
4-5-0		0-3-0		4-2-0		AWAY		0-0-0		0-0-0		0-0-0											
0-0-0		0-0-0		0-0-0		NEUTRAL		0-0-0		0-0-0		0-0-0											
RPI	S	Opponent		Score		RPI	S	Opponent		Score		RPI	S	Opponent		Score		RPI	S	Opponent		Score	
3	A	Miami (FL)		4 10		26	H	Oklahoma St.		2 1		75	H	High Point		8 1		139	H	William & Mary		17 2	
3	A	Miami (FL)		3 7		26	H	Oklahoma St.		4 3		79	A	UCLA		5 6		142	H	Gardner-Webb		11 5	
3	A	Miami (FL)		4 7		26	H	Oklahoma St.		7 6		79	A	UCLA		4 0		177	H	Davidson		10 2	
5	N	South Carolina		15 0		29	H	Georgia Tech		0 6		79	A	UCLA		14 5		182	H	Winthrop		11 6	
15	H	Coastal Caro.		3 6		29	H	Georgia Tech		8 0		90	H	Western Caro.		10 2		195	H	Virginia Tech		3 4	
						29	H	Georgia Tech		2 3								195	H	Virginia Tech		4 1	
						31	A	East Carolina		17 4								195	H	Virginia Tech		6 0	
						39	H	Pittsburgh		0 5								201	H	Elon		11 6	
						39	H	Pittsburgh		14 2								207	H	Fairfield		11 0	
						39	H	Pittsburgh		4 0								207	H	Fairfield		10 2	
						45	A	Duke		8 2								207	H	Fairfield		4 3	
						45	A	Duke		12 2								283	H	UNC Asheville		2 3	
						45	A	Duke		11 2													
						46	A	Virginia		4 7													
						46	A	Virginia		8 1													
						46	A	Virginia		9 15													
LAST 15 GAMES																							
139 H William & Mary						17 2						195 H Virginia Tech						4 1					
15 H Coastal Caro.						3 6						195 H Virginia Tech						6 0					
46 A Virginia						9 15						283 H UNC Asheville						2 3					
46 A Virginia						8 1																	
46 A Virginia						4 7																	

5	N	South Carolina	15	0
195	H	Virginia Tech	3	4

N
o
r
t
h
C
a
r
o
l
i
n
a

N
o
r
t
h
C
a
r
o
l
i
n
a

Average RPI Win: 114		WON-LOST	WINNING	LAST 15	STRENGTH OF		OPP. STRENGTH	TEAM	ADJ	CONF.	ADJ CONF.
Average RPI Loss: 39		RECORD	PCT. RANK	GAMES	SCHEDULE		OF SCHEDULE	RPI	RPI	RPI	RPI
DIV. I ONLY		25-12-1	.67105	42	9-6-0		8	22	17	.58909	17
DIV. I NON-CONF.		17-5-1	.76087	26	4-0-0		151	126	70	.54686	70
TOTALS		RPI 1-25	RPI 26-50		W-L RECORDS		RPI 51-100		RPI 101-150		RPI 150+
25-12-1		8-8-0	2-1-0		OVERALL		3-2-0		2-0-1		10-1-0
18-9-0		3-6-0	2-1-0		HOME		3-1-0		0-0-0		10-1-0
5-3-0		4-2-0	0-0-0		AWAY		0-1-0		1-0-0		0-0-0
2-0-1		1-0-0	0-0-0		NEUTRAL		0-0-0		1-0-1		0-0-0
17-5-1		2-2-0	0-0-0		NON-CONFERENCE		3-2-0		2-0-1		10-1-0
14-4-0		1-2-0	0-0-0		HOME		3-1-0		0-0-0		10-1-0
1-1-0		0-0-0	0-0-		AWAY		0-1-0		1-0-0		0-0-0
2-0-1		1-0-0	0-0-0		NEUTRAL		0-0-0		1-0-1		0-0-0
8-7-0		6-6-0	2-1-0		CONFERENCE		0-0-0		0-0-0		0-0-0
4-5-0		2-4-0	2-1-0		HOME		0-0-0		0-0-0		0-0-0
4-2-0		4-2-0	0-0-0		AWAY		0-0-0		0-0-0		0-0-0
0-0-0		0-0-0	0-0-0		NEUTRAL		0-0-0		0-0-0		0-0-0
RPI S	Opponent	Score		RPI S	Opponent	Score		RPI S	Opponent	Score	
1 A	Florida	2	1	36 H	Georgia	9	2	69 H	Oral Roberts	1	3
1 A	Florida	10	4	36 H	Georgia	8	11	78 H	Oregon	10	4
1 A	Florida	2	8	36 H	Georgia	3	1	78 H	Oregon	9	3
4 H	Texas A&M	6	10					78 H	Oregon	5	2
4 H	Texas A&M	3	10					79 A	UCLA	1	2
4 H	Texas A&M	5	10								
6 H	Ole Miss	3	1								
6 H	Ole Miss	5	8								
6 H	Ole Miss	6	2								
14 A	Vanderbilt	5	4								
14 A	Vanderbilt	2	1								
14 A	Vanderbilt	6	12								
18 H	Fla. Atlantic	6	10								
18 H	Fla. Atlantic	0	4								
21 H	South Ala.	7	3								
23 N	Southern Miss.	13	5								
				LAST 15 GAMES							
120 N	La.-Monroe	1	0	1	A Florida	2	8	102 A	Southern California	8	7
4 H	Texas A&M	5	10	277 H	UT Martin	14	0	107 N	Oklahoma	5	5
4 H	Texas A&M	6	10	6	H Ole Miss	5	8	120 N	La.-Monroe	1	0
4 H	Texas A&M	3	10					163 H	UMass Lowell	4	2
210 H	Memphis	11	1					163 H	UMass Lowell	4	2
								202 H	South Dakota St.	15	5
								202 H	South Dakota St.	17	4
								210 H	Memphis	11	1
								217 H	Nicholls St.	5	0
								217 H	Nicholls St.	8	0
								219 H	Eastern Ky.	12	16
								277 H	UT Martin	14	0
								288 H	Alcorn	14	0
								300 H	Mississippi Val.	16	1

Non-Div. I Games:

Mississippi St.

1 A Florida	2	1
1 A Florida	10	4

M
i
s
s
i
s
s
i
p
p
i
s
t
.

M
i
s
s
i
s
s
i
p
p
i
s
t
.

Average RPI Win:	120	WON-LOST RECORD	WINNING PCT. RANK	LAST 15 GAMES	STRENGTH OF SCHEDULE	OPP. STRENGTH OF SCHEDULE	TEAM RPI	ADJ RPI	CONF. RPI	ADJ CONF. RPI			
DIV. I ONLY		27-8-0	.77143	10	11-4-0	115	13	18	.58771	18	4	4	
DIV. I NON-CONF.		16-4-0	.8	17	3-1-0	106	24	15	.59341	15	4	4	
<hr/>													
TOTALS	RPI 1-25	RPI 26-50		W-L RECORDS		RPI 51-100		RPI 101-150		RPI 150+			
27-8-0	3-1-0	0-0-0		OVERALL		8-3-0		8-1-0		8-3-0			
14-4-0	0-0-0	0-0-0		HOME		3-1-0		5-0-0		6-3-0			
11-4-0	3-1-0	0-0-0		AWAY		5-2-0		3-1-0		0-0-0			
2-0-0	0-0-0	0-0-0		NEUTRAL		0-0-0		0-0-0		2-0-0			
16-4-0	3-1-0	0-0-0		NON-CONFERENCE		3-2-0		3-0-0		7-1-0			
10-2-0	0-0-0	0-0-0		HOME		3-1-0		2-0-0		5-1-0			
4-2-0	3-1-0	0-0-		AWAY		0-1-0		1-0-0		0-0-0			
2-0-0	0-0-0	0-0-0		NEUTRAL		0-0-0		0-0-0		2-0-0			
11-4-0	0-0-0	0-0-0		CONFERENCE		5-1-0		5-1-0		1-2-0			
4-2-0	0-0-0	0-0-0		HOME		0-0-0		3-0-0		1-2-0			
7-2-0	0-0-0	0-0-0		AWAY		5-1-0		2-1-0		0-0-0			
0-0-0	0-0-0	0-0-0		NEUTRAL		0-0-0		0-0-0		0-0-0			
RPI S	Opponent	Score		RPI S	Opponent	Score		RPI S	Opponent	Score			
1 A	Florida	1	2			53 A	Old Dominion	3	1	105 A	UCF	5	0
3 A	Miami (FL)	4	3			53 A	Old Dominion	11	0	116 A	Middle Tenn.	6	8
17 A	Mississippi St.	10	6			53 A	Old Dominion	10	7	116 A	Middle Tenn.	12	1
17 A	Mississippi St.	4	0			60 H	Rutgers	3	2	116 A	Middle Tenn.	7	2
						60 H	Rutgers	4	5	118 H	Saint Joseph's	1	0
						60 H	Rutgers	9	8	118 H	Saint Joseph's	4	1
						89 A	FGCU	2	3	130 H	UAB	5	0
						89 H	FGCU	5	2	130 H	UAB	7	3
						100 A	Marshall	6	3	130 H	UAB	5	3
						100 A	Marshall	2	7	152 H	Georgetown	14	2
						100 A	Marshall	10	2	152 H	Georgetown	6	0
										152 H	Georgetown	11	13
										174 H	Charlotte	17	8
										174 H	Charlotte	6	7
										174 H	Charlotte	7	12
										202 N	South Dakota St.	4	2
										202 N	South Dakota St.	11	5
										267 H	LIU Brooklyn	4	3
										267 H	LIU Brooklyn	17	2
										267 H	LIU Brooklyn	5	1
LAST 15 GAMES													
3 A	Miami (FL)	4	3	174 H	Charlotte	7	12						
100 A	Marshall	2	7	105 A	UCF	5	0						
100 A	Marshall	10	2	53 A	Old Dominion	11	0						
100 A	Marshall	6	3										
89 H	FGCU	5	2										

Non-Div. I Games:

Fla. Atlantic

174 H Charlotte	6	7
174 H Charlotte	17	8

F
l
a
.
A
t
l
a
n
t
i
c

F
l
a
.
A
t
l
a
n
t
i
c

Average RPI Win:	87	WON-LOST RECORD	WINNING PCT. RANK	LAST 15 GAMES	STRENGTH OF SCHEDULE	OPP. STRENGTH OF SCHEDULE	TEAM RPI	ADJ RPI	CONF. RPI	ADJ CONF. RPI				
DIV. I ONLY		24-11-0	.68571	33	13-2-0	25	7	19	.58475	19	4	4		
DIV. I NON-CONF.		12-8-0	.6	88	3-0-0	2	22	22	.58208	22	4	4		
<hr/>														
TOTALS	RPI 1-25	RPI 26-50		W-L RECORDS		RPI 51-100		RPI 101-150		RPI 150+				
24-11-0	1-3-0	3-3-0		OVERALL		10-0-0		8-5-0		2-0-0				
17-6-0	1-1-0	3-3-0		HOME		8-0-0		4-2-0		1-0-0				
7-2-0	0-0-0	0-0-0		AWAY		2-0-0		4-2-0		1-0-0				
0-3-0	0-2-0	0-0-0		NEUTRAL		0-0-0		0-1-0		0-0-0				
12-8-0	1-3-0	3-3-0		NON-CONFERENCE		4-0-0		2-2-0		2-0-0				
9-5-0	1-1-0	3-3-0		HOME		2-0-0		2-1-0		1-0-0				
3-0-0	0-0-0	0-0-		AWAY		2-0-0		0-0-0		1-0-0				
0-3-0	0-2-0	0-0-0		NEUTRAL		0-0-0		0-1-0		0-0-0				
12-3-0	0-0-0	0-0-0		CONFERENCE		6-0-0		6-3-0		0-0-0				
8-1-0	0-0-0	0-0-0		HOME		6-0-0		2-1-0		0-0-0				
4-2-0	0-0-0	0-0-0		AWAY		0-0-0		4-2-0		0-0-0				
0-0-0	0-0-0	0-0-0		NEUTRAL		0-0-0		0-0-0		0-0-0				
RPI	S	Opponent	Score		RPI	S	Opponent	Score		RPI	S	Opponent	Score	
4	H	Texas A&M	4	3	31	H	East Carolina	7	2	53	H	Old Dominion	6	2
13	N	La.-Lafayette	2	4	31	H	East Carolina	1	10	53	H	Old Dominion	8	2
23	H	TCU	4	6	31	H	East Carolina	4	1	53	H	Old Dominion	3	1
23	N	TCU	0	10	50	H	Arizona	2	6	56	H	Dallas Baptist	6	2
					50	H	Arizona	1	8	67	A	Houston	7	4
					50	H	Arizona	4	3	83	H	Western Ky.	9	3
										83	H	Western Ky.	3	2
										83	H	Western Ky.	5	2
										86	A	Sam Houston St.	8	3
										86	H	Sam Houston St.	5	3

Non-Div. I Games:

Rice

130 H UAB	2	6
130 H UAB	7	3

R
i
c
e

R
i
c
e

Average RPI Win: 129		WON-LOST RECORD		WINNING PCT. RANK		LAST 15 GAMES		STRENGTH OF SCHEDULE		OPP. STRENGTH OF SCHEDULE		TEAM RPI		ADJ RPI		CONF. RPI		ADJ CONF. RPI	
DIV. I ONLY		20-11-0		.64516 57		11-3-0		32		166		20		.58207 20		6		6	
DIV. I NON-CONF.		14-9-0		.6087 81		5-1-0		37		258		31		.57508 31		6		6	
TOTALS		RPI 1-25		RPI 26-50		W-L RECORDS		RPI 51-100		RPI 101-150		RPI 150+							
20-11-0		0-0-0		4-2-0		OVERALL		4-2-0		3-3-0		9-4-0							
7-2-0		0-0-0		2-1-0		HOME		2-1-0		0-0-0		3-0-0							
10-8-0		0-0-0		2-0-0		AWAY		2-1-0		1-3-0		5-4-0							
3-1-0		0-0-0		0-1-0		NEUTRAL		0-0-0		2-0-0		1-0-0							
14-9-0		0-0-0		0-1-0		NON-CONFERENCE		2-1-0		3-3-0		9-4-0							
3-0-0		0-0-0		0-0-0		HOME		0-0-0		0-0-0		3-0-0							
8-8-0		0-0-0		0-0-		AWAY		2-1-0		1-3-0		5-4-0							
3-1-0		0-0-0		0-1-0		NEUTRAL		0-0-0		2-0-0		1-0-0							
6-2-0		0-0-0		4-1-0		CONFERENCE		2-1-0		0-0-0		0-0-0							
4-2-0		0-0-0		2-1-0		HOME		2-1-0		0-0-0		0-0-0							
2-0-0		0-0-0		2-0-0		AWAY		0-0-0		0-0-0		0-0-0							
0-0-0		0-0-0		0-0-0		NEUTRAL		0-0-0		0-0-0		0-0-0							
RPI	S	Opponent		Score		RPI	S	Opponent		Score		RPI	S	Opponent		Score			
				28	A	Michigan		5	3			84	A	Missouri St.	4	5			
				28	A	Michigan		8	1			84	A	Missouri St.	7	5			
				33	H	Maryland		6	4			84	A	Missouri St.	12	5			
				33	H	Maryland		9	5			122	A	Seattle					
				33	H	Maryland		2	4			122	A	Seattle					
				42	N	Oregon St.		7	8			122	A	Seattle					
												91	H	Iowa	4	1			
												91	H	Iowa	3	6			
												135	N	Utah	9	3			
												135	N	Utah	6	1			
												151	A	Utah Valley	2	3			
												151	A	Utah Valley	6	15			
												151	A	Utah Valley	13	5			
												151	N	Utah Valley	8	2			
												165	H	North Dakota St.	10	0			
												184	A	Campbell	7	11			
												184	A	Campbell	3	1			
												184	A	Campbell	7	5			
												202	H	South Dakota St.	7	3			
												226	A	Georgia St.	11	6			
												226	A	Georgia St.	3	4			
												226	A	Georgia St.	3	0			
												232	H	Northern Ill.	12	10			
LAST 15 GAMES																			
				165	H	North Dakota St.		10	0			232	H	Northern Ill.	12	10			
				33	H	Maryland		6	4			91	H	Iowa	6	3			
				33	H	Maryland		2	4			91	H	Iowa	3	6			
				33	H	Maryland		9	5										
				202	H	South Dakota St.		7	3										

Non-Div. I Games: Saint Mary's (MN) 9 1 Augsburg 10 3

Minnesota

28 A Michigan	5	3
28 A Michigan	8	1

M
i
n
n
e
s
o
t
a

M
i
n
n
e
s
o
t
a

Average RPI Win:		115	WON-LOST RECORD		WINNING PCT. RANK		LAST 15 GAMES		STRENGTH OF SCHEDULE		OPP. STRENGTH OF SCHEDULE		TEAM RPI		ADJ RPI		CONF. RPI		ADJ CONF. RPI	
DIV. I ONLY			28-10-0		.73684 18		11-4-0		85		45		21		.58168 21		9		9	
DIV. I NON-CONF.			12-8-0		.6 88		3-2-0		18		28		36		.5701 36		9		9	
TOTALS		RPI 1-25		RPI 26-50		W-L RECORDS		RPI 51-100		RPI 101-150		RPI 150+								
28-10-0		2-1-0		3-1-0		OVERALL		1-2-0		17-2-0		5-4-0								
20-2-0		1-0-0		1-0-0		HOME		1-0-0		16-2-0		1-0-0								
6-6-0		0-1-0		2-1-0		AWAY		0-1-0		0-0-0		4-3-0								
2-2-0		1-0-0		0-0-0		NEUTRAL		0-1-0		1-0-0		0-1-0								
12-8-0		2-1-0		3-1-0		NON-CONFERENCE		1-2-0		5-2-0		1-2-0								
8-2-0		1-0-0		1-0-0		HOME		1-0-0		4-2-0		1-0-0								
2-4-0		0-1-0		2-0-		AWAY		0-1-0		0-0-0		0-1-0								
2-2-0		1-0-0		0-0-0		NEUTRAL		0-1-0		1-0-0		0-1-0								
16-2-0		0-0-0		0-0-0		CONFERENCE		0-0-0		12-0-0		4-2-0								
12-0-0		0-0-0		0-0-0		HOME		0-0-0		12-0-0		0-0-0								
4-2-0		0-0-0		0-0-0		AWAY		0-0-0		0-0-0		4-2-0								
0-0-0		0-0-0		0-0-0		NEUTRAL		0-0-0		0-0-0		0-0-0								
RPI	S	Opponent		Score		RPI	S	Opponent		Score		RPI	S	Opponent		Score				
17	A	Mississippi St.		3	7	36	A	Georgia		3	1	63	A	Southeastern La.		2	9			
23	H	Southern Miss.		9	3	47	A	Alabama		8	2	63	H	Southeastern La.		2	1			
23	N	Southern Miss.		4	2	49	A	New Orleans		2	8	83	N	Western Ky.		10	11			
						49	H	New Orleans		12	3									
								LAST 15 GAMES												
						47	A	Alabama		8	2	129	H	Arkansas St.		8	2			
						246	A	Appalachian St.		3	4	49	H	New Orleans		12	3			
						246	A	Appalachian St.		8	1	157	A	Alabama St.		7	12			
						246	A	Appalachian St.		3	4									
						63	H	Southeastern La.		2	1									
												161	A	Texas St.		7	3			
												161	A	Texas St.		6	4			
												161	A	Texas St.		3	2			
												217	N	Nicholls St.		4	5			
												246	A	Appalachian St.		3	4			
												246	A	Appalachian St.		8	1			

Non-Div. I Games:

South Ala.

South Ala.

129	H	Arkansas St.	3	2
129	H	Arkansas St.	12	7

Through Games Of April 20, 2016

RPI	S	Opponent	Score
246	A	Appalachian St.	3 <div>4</div>

South Ala.

S
o
u
t
h
A
l
a
.

S
o
u
t
h
A
l
a
.

Average RPI Win: 137		WON-LOST RECORD	WINNING PCT. RANK	LAST 15 GAMES	STRENGTH OF SCHEDULE	OPP. STRENGTH OF SCHEDULE	TEAM RPI	ADJ RPI	CONF. RPI	ADJ CONF. RPI				
Average RPI Loss: 53														
DIV. I ONLY		23-13-0	.63889	58	8-7-0	17	40	22	.58043	22	1	1		
DIV. I NON-CONF.		14-7-0	.66667	54	1-3-0	133	171	94	.53005	94	2	2		
<hr/>														
TOTALS		RPI 1-25		RPI 26-50		W-L RECORDS		RPI 51-100		RPI 101-150		RPI 150+		
23-13-0		3-6-0		4-3-0		OVERALL		4-2-0		1-1-0		11-1-0		
15-5-0		2-2-0		2-1-0		HOME		2-1-0		1-0-0		8-1-0		
6-6-0		1-3-0		2-1-0		AWAY		2-1-0		0-1-0		1-0-0		
2-2-0		0-1-0		0-1-0		NEUTRAL		0-0-0		0-0-0		2-0-0		
14-7-0		0-3-0		0-1-0		NON-CONFERENCE		2-1-0		1-1-0		11-1-0		
11-3-0		0-1-0		0-0-0		HOME		2-1-0		1-0-0		8-1-0		
1-2-0		0-1-0		0-0-		AWAY		0-0-0		0-1-0		1-0-0		
2-2-0		0-1-0		0-1-0		NEUTRAL		0-0-0		0-0-0		2-0-0		
9-6-0		3-3-0		4-2-0		CONFERENCE		2-1-0		0-0-0		0-0-0		
4-2-0		2-1-0		2-1-0		HOME		0-0-0		0-0-0		0-0-0		
5-4-0		1-2-0		2-1-0		AWAY		2-1-0		0-0-0		0-0-0		
0-0-0		0-0-0		0-0-0		NEUTRAL		0-0-0		0-0-0		0-0-0		
RPI	S	Opponent		Score	RPI	S	Opponent		Score	RPI	S	Opponent		Score
1	H	Florida		5 12	36	A	Georgia		14 6	62	A	Tennessee		10 2
1	H	Florida		7 4	36	A	Georgia		11 4	62	A	Tennessee		5 14
1	H	Florida		5 4	36	A	Georgia		2 5	62	A	Tennessee		5 4
2	A	Louisville		6 7	40	N	Bryant		4 7	68	H	Austin Peay		3 2
2	H	Louisville		6 9	47	H	Alabama		1 2	83	H	Western Ky.		6 14
7	N	UC Santa Barbara		4 11	47	H	Alabama		6 2	98	H	Morehead St.		10 5
14	A	Vanderbilt		0 3	47	H	Alabama		3 2					
14	A	Vanderbilt		2 3										
14	A	Vanderbilt		3 0										

Non-Div. I Games:

Kentucky

47 H Alabama	6	2
47 H Alabama	3	2

K
e
n
t
u
c
k
y

K
e
n
t
u
c
k
y

Average RPI Win:	114	WON-LOST RECORD	WINNING PCT. RANK	LAST 15 GAMES	STRENGTH OF SCHEDULE	OPP. STRENGTH OF SCHEDULE	TEAM RPI	ADJ RPI	CONF. RPI	ADJ CONF. RPI		
DIV. I ONLY		27-11-0	.71053	27	10-5-0	97	4	23	.57988	23	4	4
DIV. I NON-CONF.		15-8-0	.65217	64	1-3-0	29	4	30	.57595	30	4	4
<hr/>												
TOTALS	RPI 1-25	RPI 26-50		W-L RECORDS		RPI 51-100		RPI 101-150		RPI 150+		
27-11-0	1-4-0	5-0-0		OVERALL		7-5-0		8-2-0		6-0-0		
16-2-0	0-0-0	5-0-0		HOME		2-2-0		6-0-0		3-0-0		
8-5-0	1-1-0	0-0-0		AWAY		3-2-0		1-2-0		3-0-0		
3-4-0	0-3-0	0-0-0		NEUTRAL		2-1-0		1-0-0		0-0-0		
15-8-0	1-4-0	5-0-0		NON-CONFERENCE		5-4-0		1-0-0		3-0-0		
10-2-0	0-0-0	5-0-0		HOME		2-2-0		0-0-0		3-0-0		
2-2-0	1-1-0	0-0-		AWAY		1-1-0		0-0-0		0-0-0		
3-4-0	0-3-0	0-0-0		NEUTRAL		2-1-0		1-0-0		0-0-0		
12-3-0	0-0-0	0-0-0		CONFERENCE		2-1-0		7-2-0		3-0-0		
6-0-0	0-0-0	0-0-0		HOME		0-0-0		6-0-0		0-0-0		
6-3-0	0-0-0	0-0-0		AWAY		2-1-0		1-2-0		3-0-0		
0-0-0	0-0-0	0-0-0		NEUTRAL		0-0-0		0-0-0		0-0-0		
RPI S	Opponent	Score		RPI S	Opponent	Score		RPI S	Opponent	Score		
6 A	Ole Miss	5	1	34 H	Northwestern St.	15	5	54 N	Michigan St.	2	0	
6 N	Ole Miss	2	6	34 H	Northwestern St.	8	5	55 A	Tulane	0	12	
17 N	Mississippi St.	5	13	34 H	Northwestern St.	8	6	55 N	Tulane	7	12	
21 A	South Ala.	3	9	47 H	Alabama	9	2	63 A	Southeastern La.	9	7	
21 N	South Ala.	2	4	49 H	New Orleans	7	4	63 H	Southeastern La.	2	4	
								73 N	Troy	6	2	
								95 H	Samford	6	3	
								95 H	Samford	8	2	
								95 H	Samford	8	10	
								100 A	Marshall	3	2	
								100 A	Marshall	14	4	
								100 A	Marshall	8	10	

Non-Div. I Games:

Southern Miss.

116 H Middle Tenn.	12	11
116 H Middle Tenn.	9	5

S
o
u
t
h
e
r
n
M
i
s
s
.

S
o
u
t
h
e
r
n
M
i
s
s
.

TCU

TCU

192 A Kansas	8	0
192 A Kansas	3	4

T
C
U

T
C
U

UNCW

UNCW

139 A William & Mary	6	1
139 A William & Mary	7	4

U
N
C
W

U
N
C
W

Average RPI Win:	131	WON-LOST	WINNING	LAST 15	STRENGTH OF	OPP. STRENGTH	TEAM	ADJ	CONF.	ADJ CONF.	
Average RPI Loss:	57	RECORD	PCT. RANK	GAMES	SCHEDULE	OF SCHEDULE	RPI	RPI	RPI	RPI	
DIV. I ONLY	23-13-0	.63889	58	9-6-0	34	35	26	.57781	26	5	5
DIV. I NON-CONF.	15-8-0	.65217	64	1-1-0	26	48	29	.57601	29	5	5
<hr/>											
TOTALS	RPI 1-25	RPI 26-50		W-L RECORDS		RPI 51-100		RPI 101-150		RPI 150+	
23-13-0	0-6-0	2-1-0		OVERALL		4-2-0		11-4-0		6-0-0	
10-6-0	0-3-0	2-1-0		HOME		2-2-0		1-0-0		5-0-0	
12-6-0	0-3-0	0-0-0		AWAY		2-0-0		9-3-0		1-0-0	
1-1-0	0-0-0	0-0-0		NEUTRAL		0-0-0		1-1-0		0-0-0	
<hr/>											
15-8-0	0-3-0	2-1-0		NON-CONFERENCE		4-2-0		3-2-0		6-0-0	
10-3-0	0-0-0	2-1-0		HOME		2-2-0		1-0-0		5-0-0	
4-4-0	0-3-0	0-0-		AWAY		2-0-0		1-1-0		1-0-0	
1-1-0	0-0-0	0-0-0		NEUTRAL		0-0-0		1-1-0		0-0-0	
<hr/>											
8-5-0	0-3-0	0-0-0		CONFERENCE		0-0-0		8-2-0		0-0-0	
0-3-0	0-3-0	0-0-0		HOME		0-0-0		0-0-0		0-0-0	
8-2-0	0-0-0	0-0-0		AWAY		0-0-0		8-2-0		0-0-0	
0-0-0	0-0-0	0-0-0		NEUTRAL		0-0-0		0-0-0		0-0-0	
<hr/>											
RPI S	Opponent	Score	RPI S	Opponent	Score	RPI S	Opponent	Score	RPI S	Opponent	Score
10 H	Texas Tech	2 8	28 H	Michigan	6 3	56 A	Dallas Baptist	7 6	107 A	Oklahoma	4 3
10 H	Texas Tech	1 5	28 H	Michigan	2 4	69 H	Oral Roberts	0 4	108 H	Arkansas	5 4
10 H	Texas Tech	5 15	28 H	Michigan	5 4	84 A	Missouri St.	6 5	109 A	West Virginia	8 1
16 A	North Carolina	6 7				92 H	Indiana St.	9 2	109 A	West Virginia	3 4
16 A	North Carolina	1 2				92 H	Indiana St.	1 0	109 A	West Virginia	4 5
16 A	North Carolina	3 4				92 H	Indiana St.	0 2	117 A	Baylor	10 7
									117 A	Baylor	3 1
									117 A	Baylor	6 2
									125 N	SFA	4 5
									125 N	SFA	8 2
									126 A	UT Arlington	5 3
									126 A	UT Arlington	2 3
									149 A	Kansas St.	5 4
									149 A	Kansas St.	2 1
									149 A	Kansas St.	5 4
									175 A	Wichita St.	17 0
									185 H	Abilene Christian	16 0
									185 H	Abilene Christian	8 4
									185 H	Abilene Christian	8 2
									266 H	Incarnate Word	3 2
									266 H	Incarnate Word	7 1
<hr/>											
LAST 15 GAMES											
107 A Oklahoma						10 H Texas Tech					
117 A Baylor						109 A West Virginia					
117 A Baylor						109 A West Virginia					
117 A Baylor											
69 H Oral Roberts											

Non-Div. I Games:

Oklahoma St.

10 H Texas Tech	5	15
10 H Texas Tech	2	8

O
k
l
a
h
o
m
a
s
t
.

O
k
l
a
h
o
m
a
s
t
.

Average RPI Win:		111	WON-LOST		WINNING		LAST 15		STRENGTH OF		OPP. STRENGTH		TEAM	ADJ		CONF.	ADJ CONF.	
Average RPI Loss:		70	RECORD		PCT. RANK		GAMES		SCHEDULE		OF SCHEDULE		RPI	RPI		RPI	RPI	
DIV. I ONLY			22-11-0		.66667		43		10-5-0		77		15		27		.57756	
DIV. I NON-CONF.			12-4-0		.75		28		2-0-0		171		1		33		.57302	
TOTALS		RPI 1-25		RPI 26-50		W-L RECORDS		RPI 51-100		RPI 101-150		RPI 150+						
22-11-0		1-1-0		4-3-0		OVERALL		6-3-0		8-4-0		3-0-0						
13-3-0		1-1-0		3-1-0		HOME		4-1-0		2-0-0		3-0-0						
9-8-0		0-0-0		1-2-0		AWAY		2-2-0		6-4-0		0-0-0						
0-0-0		0-0-0		0-0-0		NEUTRAL		0-0-0		0-0-0		0-0-0						
12-4-0		1-1-0		1-3-0		NON-CONFERENCE		1-0-0		6-0-0		3-0-0						
6-2-0		1-1-0		0-1-0		HOME		0-0-0		2-0-0		3-0-0						
6-2-0		0-0-0		1-0-		AWAY		1-0-0		4-0-0		0-0-0						
0-0-0		0-0-0		0-0-0		NEUTRAL		0-0-0		0-0-0		0-0-0						
10-7-0		0-0-0		3-0-0		CONFERENCE		5-3-0		2-4-0		0-0-0						
7-1-0		0-0-0		3-0-0		HOME		4-1-0		0-0-0		0-0-0						
3-6-0		0-0-0		0-0-0		AWAY		1-2-0		2-4-0		0-0-0						
0-0-0		0-0-0		0-0-0		NEUTRAL		0-0-0		0-0-0		0-0-0						
RPI	S	Opponent		Score		RPI	S	Opponent		Score		RPI	S	Opponent		Score		
10	H	Texas Tech		8	11	28	H	Michigan		0	5	61	H	Stanford		5	2	
10	H	Texas Tech		9	2	42	H	Oregon St.		5	3	61	H	Stanford		6	8	
						42	H	Oregon St.		6	2	78	A	Oregon		12	2	
						42	H	Oregon St.		5	0	78	A	Oregon		5	11	
						45	A	Duke		5	6	78	A	Oregon		3	4	
						45	A	Duke		4	5	79	H	UCLA		9	1	
						45	A	Duke		5	2	79	H	UCLA		8	2	
												79	H	UCLA		5	3	
												94	A	Cal Poly		7	1	
					</													

Non-Div. I Games:

California

78 A Oregon	5	11
78 A Oregon	3	4

C
a
l
i
f
o
r
n
i
a

C
a
l
i
f
o
r
n
i
a

[illegible]

Non-Div. I Games:

Michigan

54 A Michigan St.	5	11
20 H Minnesota	3	5

M
i
c
h
i
g
a
n

M
i
c
h
i
g
a
n

Average RPI Win: 136		WON-LOST	WINNING	LAST 15	STRENGTH OF		OPP. STRENGTH	TEAM	ADJ		CONF.	ADJ CONF.
Average RPI Loss: 36		RECORD	PCT. RANK	GAMES	SCHEDULE		OF SCHEDULE	RPI	RPI		RPI	RPI
DIV. I ONLY		25-12-0	.67568	39	8-7-0		47	16	29		2	2
DIV. I NON-CONF.		17-3-0	.85	8	4-2-0		100	122	17		1	1
TOTALS		RPI 1-25	RPI 26-50		W-L RECORDS		RPI 51-100		RPI 101-150		RPI 150+	
25-12-0		3-6-0	2-4-0		OVERALL		5-1-0		3-1-0		12-0-0	
17-7-0		1-2-0	1-3-0		HOME		4-1-0		1-1-0		10-0-0	
8-5-0		2-4-0	1-1-0		AWAY		1-0-0		2-0-0		2-0-0	
0-0-0		0-0-0	0-0-0		NEUTRAL		0-0-0		0-0-0		0-0-0	
17-3-0		0-0-0	0-1-0		NON-CONFERENCE		5-1-0		3-1-0		9-0-0	
12-3-0		0-0-0	0-1-0		HOME		4-1-0		1-1-0		7-0-0	
5-0-0		0-0-0	0-0-		AWAY		1-0-0		2-0-0		2-0-0	
0-0-0		0-0-0	0-0-0		NEUTRAL		0-0-0		0-0-0		0-0-0	
8-9-0		3-6-0	2-3-0		CONFERENCE		0-0-0		0-0-0		3-0-0	
5-4-0		1-2-0	1-2-0		HOME		0-0-0		0-0-0		3-0-0	
3-5-0		2-4-0	1-1-0		AWAY		0-0-0		0-0-0		0-0-0	
0-0-0		0-0-0	0-0-0		NEUTRAL		0-0-0		0-0-0		0-0-0	
RPI S	Opponent	Score	RPI S	Opponent	Score	RPI S	Opponent	Score	RPI S	Opponent	Score	
8 H	North Carolina St.	6 15	36 H	Georgia	1 3	77 H	VCU	9 1	110 A	Auburn	4 1	
8 H	North Carolina St.	3 8	39 A	Pittsburgh	6 13	90 H	Western Caro.	5 4	110 H	Auburn	3 14	
8 H	North Carolina St.	16 7	39 A	Pittsburgh	6 3	90 H	Western Caro.	14 3	114 A	Ga. Southern	6 5	
9 A	Florida St.	3 8	45 H	Duke	13 14	90 H	Western Caro.	4 3	114 H	Ga. Southern	6 1	
9 A	Florida St.	2 8	45 H	Duke	3 2	97 A	Mercer	6 5	183 A	Kennesaw St.	13 2	
9 A	Florida St.	9 14	45 H	Duke	4 10	97 H	Mercer	8 9	183 H	Kennesaw St.	4 2	
16 A	North Carolina	6 0							194 H	UMBC	6 1	
16 A	North Carolina	3 2							194 H	UMBC	9 2	
16 A	North Carolina	0 8							194 H	UMBC	4 1	
									195 H	Virginia Tech	14 4	
									195 H	Virginia Tech	8 3	
									195 H	Virginia Tech	16 8	
									226 A	Georgia St.	11 5	
									226 H	Georgia St.	11 6	
									253 H	Purdue	5 2	
									263 H	Western Mich.	13 0	
LAST 15 GAMES												
226 A	Georgia St.	11 5	39 A	Pittsburgh	6 3							
97 H	Mercer	8 9	183 H	Kennesaw St.	4 2							
8 H	North Carolina St.	16 7	97 A	Mercer	6 5							
8 H	North Carolina St.	6 15										
8 H	North Carolina St.	3 8										

Non-Div. I Games:

Georgia Tech

36	H	Georgia	1	3
39	A	Pittsburgh	6	13

[illegible]

Non-Div. I Games:

Col. of Charleston

7	H	UC Santa Barbara	6	6
7	H	UC Santa Barbara	10	3

C
o
l
.
o
f
C
h
a
r
l
e
s
t
o
n

C
o
l
.
o
f
C
h
a
r
l
e
s
t
o
n

Average RPI Win:		120	WON-LOST RECORD		WINNING PCT. RANK		LAST 15 GAMES		STRENGTH OF SCHEDULE		OPP. STRENGTH OF SCHEDULE		TEAM RPI		ADJ RPI		CONF. RPI		ADJ CONF. RPI	
DIV. I ONLY			24-13-0		.64865 51		9-6-0		40		46		31		.57136 31		7		7	
DIV. I NON-CONF.			19-9-0		.67857 51		4-2-0		25		41		27		.57839 27		7		7	
TOTALS		RPI 1-25		RPI 26-50		W-L RECORDS		RPI 51-100		RPI 101-150		RPI 150+								
24-13-0		3-3-0		4-1-0		OVERALL		6-6-0		3-0-0		8-3-0								
16-6-0		2-1-0		1-0-0		HOME		5-3-0		3-0-0		5-2-0								
8-7-0		1-2-0		3-1-0		AWAY		1-3-0		0-0-0		3-1-0								
0-0-0		0-0-0		0-0-0		NEUTRAL		0-0-0		0-0-0		0-0-0								
19-9-0		3-3-0		4-1-0		NON-CONFERENCE		3-3-0		3-0-0		6-2-0								
14-5-0		2-1-0		1-0-0		HOME		3-2-0		3-0-0		5-2-0								
5-4-0		1-2-0		3-0-		AWAY		0-1-0		0-0-0		1-0-0								
0-0-0		0-0-0		0-0-0		NEUTRAL		0-0-0		0-0-0		0-0-0								
5-4-0		0-0-0		0-0-0		CONFERENCE		3-3-0		0-0-0		2-1-0								
2-1-0		0-0-0		0-0-0		HOME		2-1-0		0-0-0		0-0-0								
3-3-0		0-0-0		0-0-0		AWAY		1-2-0		0-0-0		2-1-0								
0-0-0		0-0-0		0-0-0		NEUTRAL		0-0-0		0-0-0		0-0-0								
RPI	S	Opponent		Score		RPI	S	Opponent		Score		RPI	S	Opponent		Score				
8	H	North Carolina St.		15	3	33	H	Maryland		4	3	55	A	Tulane		7	3			
16	H	North Carolina		4	17	45	A	Duke		8	6	55	A	Tulane		0	3			
19	A	Rice		2	7	46	A	Virginia		6	1	55	A	Tulane		2	5			
19	A	Rice		10	1	46	A	Virginia		8	5	62	H	Tennessee		2	5			
19	A	Rice		1	4	46	A	Virginia		2	4	63	H	Southeastern La.		2	1			
25	H	UNCW		9	6							67	H	Houston		3	1			
												67	H	Houston		1	6			
												67	H	Houston		5	1			
												75	A	High Point		1	5			
												82	H	Jacksonville		13	0			
												82	H	Jacksonville		6	3			
												82	H	Jacksonville		6	8			
												286	H	George Mason		8	1			
												286	H	George Mason		6	0			
												290	H	N.C. A&T		11	2			
LAST 15 GAMES																				
						75	A	High Point		1	5	55	A	Tulane		2	5			
						8	H	North Carolina St.		15	3	201	A	Elon		7	5			
						210	A	Memphis		5	6	67	H	Houston		1	6			
						210	A	Memphis		8	2									
						210	A	Memphis		8	1									

Non-Div. I Games:

East Carolina

55 A Tulane	7	3
55 A Tulane	0	3

E
a
s
t
C
a
r
o
l
i
n
a

E
a
s
t
C
a
r
o
l
i
n
a

Average RPI Win: 167		WON-LOST	WINNING	LAST 15	STRENGTH OF		OPP. STRENGTH	TEAM	ADJ		CONF.	ADJ CONF.			
Average RPI Loss: 85		RECORD	PCT. RANK	GAMES	SCHEDULE		OF SCHEDULE	RPI	RPI		RPI	RPI			
DIV. I ONLY		27-7-0	.79412	5	9-6-0		170	100	32	.56816	32	8	8		
DIV. I NON-CONF.		17-2-0	.89474	5	1-1-0		219	144	19	.5841	19	8	8		
TOTALS		RPI 1-25	RPI 26-50		W-L RECORDS		RPI 51-100		RPI 101-150		RPI 150+				
27-7-0		0-0-0	1-3-0		OVERALL		5-2-0		4-1-0		17-1-0				
13-4-0		0-0-0	0-1-0		HOME		2-1-0		4-1-0		7-1-0				
10-3-0		0-0-0	1-2-0		AWAY		3-1-0		0-0-0		6-0-0				
4-0-0		0-0-0	0-0-0		NEUTRAL		0-0-0		0-0-0		4-0-0				
17-2-0		0-0-0	0-1-0		NON-CONFERENCE		3-1-0		2-0-0		12-0-0				
7-1-0		0-0-0	0-1-0		HOME		0-0-0		2-0-0		5-0-0				
6-1-0		0-0-0	0-0-		AWAY		3-1-0		0-0-0		3-0-0				
4-0-0		0-0-0	0-0-0		NEUTRAL		0-0-0		0-0-0		4-0-0				
10-5-0		0-0-0	1-2-0		CONFERENCE		2-1-0		2-1-0		5-1-0				
6-3-0		0-0-0	0-0-0		HOME		2-1-0		2-1-0		2-1-0				
4-2-0		0-0-0	1-2-0		AWAY		0-0-0		0-0-0		3-0-0				
0-0-0		0-0-0	0-0-0		NEUTRAL		0-0-0		0-0-0		0-0-0				
RPI	S	Opponent	Score	RPI	S	Opponent	Score	RPI	S	Opponent	Score	RPI	S	Opponent	Score
				38	A	St. Mary's (CA)	4 5	93	H	San Diego	13 1	106	H	Loyola Marymount	5 10
				38	A	St. Mary's (CA)	5 4	93	H	San Diego	12 2	106	H	Loyola Marymount	4 1
				38	A	St. Mary's (CA)	4 7	93	H	San Diego	7 13	106	H	Loyola Marymount	7 4
				50	H	Arizona	5 11	95	A	Samford	4 3	135	H	Utah	6 0
								95	A	Samford	5 10	135	H	Utah	14 3
								95	A	Samford	7 1	151	H	Utah Valley	6 1
								95	A	Samford	6 4	173	H	Pacific	8 10
												173	H	Pacific	11 4
												173	H	Pacific	19 3
												186	A	Portland	4 1
												186	A	Portland	5 3
												186	A	Portland	8 2
												192	A	Kansas	8 2
												192	A	Kansas	7 6
												192	A	Kansas	11 10
												196	H	Niagara	14 10
												196	H	Niagara	14 2
												196	H	Niagara	14 1
												196	H	Niagara	15 3
												274	N	Saint Louis	5 0
												274	N	Saint Louis	11 3
												274	N	Saint Louis	21 7
												274	N	Saint Louis	11 7
LAST 15 GAMES															
				38	A	St. Mary's (CA)	5 4	50	H	Arizona	5 11	186	A	Portland	5 3
				38	A	St. Mary's (CA)	4 7	186	A	Portland	5 3				
				38	A	St. Mary's (CA)	4 5	186	A	Portland	4 1				
				135	H	Utah	14 3								
				93	H	San Diego	7 13								

Non-Div. I Games:

BYU

93 H San Diego	13	1
93 H San Diego	12	2

B
Y
U

B
Y
U

Average RPI Win: 85		WON-LOST	WINNING	LAST 15	STRENGTH OF		OPP. STRENGTH	TEAM	ADJ		CONF.	ADJ CONF.		
Average RPI Loss: 90		RECORD	PCT. RANK	GAMES	SCHEDULE		OF SCHEDULE	RPI	RPI		RPI	RPI		
DIV. I ONLY		19-17-0	.52778	127	1-0-0		7	90	33	.56701	33	6	6	
DIV. I NON-CONF.		14-13-0	.51852	141	1-0-0		6	86	47	.55968	47	6	6	
TOTALS		RPI 1-25	RPI 26-50		W-L RECORDS		RPI 51-100		RPI 101-150		RPI 150+			
19-17-0		1-2-0	3-4-0		OVERALL		8-5-0		6-3-0		1-3-0			
11-5-0		0-0-0	2-1-0		HOME		2-2-0		6-1-0		1-1-0			
6-11-0		1-2-0	1-3-0		AWAY		4-3-0		0-2-0		0-1-0			
2-1-0		0-0-0	0-0-0		NEUTRAL		2-0-0		0-0-0		0-1-0			
14-13-0		0-0-0	3-4-0		NON-CONFERENCE		7-3-0		3-3-0		1-3-0			
8-5-0		0-0-0	2-1-0		HOME		2-2-0		3-1-0		1-1-0			
4-7-0		0-0-0	1-0-		AWAY		3-1-0		0-2-0		0-1-0			
2-1-0		0-0-0	0-0-0		NEUTRAL		2-0-0		0-0-0		0-1-0			
5-4-0		1-2-0	0-0-0		CONFERENCE		1-2-0		3-0-0		0-0-0			
3-0-0		0-0-0	0-0-0		HOME		0-0-0		3-0-0		0-0-0			
2-4-0		1-2-0	0-0-0		AWAY		1-2-0		0-0-0		0-0-0			
0-0-0		0-0-0	0-0-0		NEUTRAL		0-0-0		0-0-0		0-0-0			
RPI	S	Opponent	Score		RPI	S	Opponent	Score		RPI	S	Opponent	Score	
20	A	Minnesota	5	9	31	A	East Carolina	3	4	51	A	Cal St. Fullerton	1	0
20	A	Minnesota	4	6	40	H	Bryant	8	6	51	A	Cal St. Fullerton	8	4
20	A	Minnesota	4	2	40	H	Bryant	5	3	51	A	Cal St. Fullerton	2	3
					40	H	Bryant	0	2	62	N	Tennessee	10	9
					47	A	Alabama	9	5	63	N	Southeastern La.	8	1
					47	A	Alabama	1	5	75	H	High Point	2	7
					47	A	Alabama	1	3	75	H	High Point	13	5
										75	H	High Point	3	4
										77	A	VCU	7	1
										77	H	VCU	8	1
										91	A	Iowa	4	1
										91	A	Iowa	1	8
										91	A	Iowa	1	4

Non-Div. I Games:

Maryland

101 H Ohio St.	2	1
101 H Ohio St.	3	0

M
a
r
y
l
a
n
d

M
a
r
y
l
a
n
d

[illegible]

Non-Div. I Games:

Northwestern St.

63	H	Southeastern La.	1	2
13	A	La.-Lafayette	0	4

N
o
r
t
h
w
e
s
t
e
r
n
S
t
.

N
o
r
t
h
w
e
s
t
e
r
n
S
t
.

Average RPI Win:	143	WON-LOST RECORD	WINNING PCT. RANK	LAST 15 GAMES	STRENGTH OF SCHEDULE	OPP. STRENGTH OF SCHEDULE	TEAM RPI	ADJ RPI	CONF. RPI	ADJ CONF. RPI		
DIV. I ONLY		23-12-0	.65714	47	13-2-0	88	52	35	.56529	35	2	2
DIV. I NON-CONF.		14-5-0	.73684	33	6-0-0	242	183	85	.53452	85	1	1
<hr/>												
TOTALS	RPI 1-25	RPI 26-50		W-L RECORDS		RPI 51-100		RPI 101-150		RPI 150+		
23-12-0	1-6-0	4-2-0		OVERALL		6-0-0		0-1-0		12-3-0		
12-2-0	0-1-0	3-1-0		HOME		5-0-0		0-0-0		4-0-0		
6-7-0	1-5-0	0-0-0		AWAY		1-0-0		0-0-0		4-2-0		
5-3-0	0-0-0	1-1-0		NEUTRAL		0-0-0		0-1-0		4-1-0		
14-5-0	0-0-0	2-1-0		NON-CONFERENCE		3-0-0		0-1-0		9-3-0		
7-0-0	0-0-0	1-0-0		HOME		2-0-0		0-0-0		4-0-0		
2-2-0	0-0-0	0-0-		AWAY		1-0-0		0-0-0		1-2-0		
5-3-0	0-0-0	1-1-0		NEUTRAL		0-0-0		0-1-0		4-1-0		
9-7-0	1-6-0	2-1-0		CONFERENCE		3-0-0		0-0-0		3-0-0		
5-2-0	0-1-0	2-1-0		HOME		3-0-0		0-0-0		0-0-0		
4-5-0	1-5-0	0-0-0		AWAY		0-0-0		0-0-0		3-0-0		
0-0-0	0-0-0	0-0-0		NEUTRAL		0-0-0		0-0-0		0-0-0		
<hr/>												
RPI S	Opponent	Score	RPI S	Opponent	Score	RPI S	Opponent	Score	RPI S	Opponent	Score	
2 A	Louisville	3 4	28 H	Michigan	9 5	54 A	Michigan St.	1 0	133 N	Bradley	3 4	
2 A	Louisville	2 8	37 N	Gonzaga	7 6	71 H	Boston College	4 1	156 A	Santa Clara	0 2	
2 A	Louisville	0 1	43 H	Wake Forest	6 5	71 H	Boston College	11 9	156 A	Santa Clara	5 0	
3 H	Miami (FL)	2 10	43 H	Wake Forest	13 15	71 H	Boston College	4 1	156 A	Santa Clara	2 4	
8 A	North Carolina St.	6 16	43 H	Wake Forest	10 2	78 H	Oregon	6 3	189 H	Ill.-Chicago	9 5	
8 A	North Carolina St.	8 4	47 N	Alabama	0 4	85 H	Valparaiso	3 1	195 A	Virginia Tech	16 4	
8 A	North Carolina St.	1 9							195 A	Virginia Tech	6 2	
									195 A	Virginia Tech	5 2	
									196 N	Niagara	5 4	
									228 H	Toledo	10 3	
									252 N	Brown	7 6	
									254 N	Bucknell	5 6	
									261 H	Central Mich.	7 6	
									266 N	Incarnate Word	13 2	
									287 N	Texas Southern	6 5	
									291 H	Chicago St.	6 3	
<hr/>												
LAST 15 GAMES												
261 H	Central Mich.	7 6	85 H	Valparaiso	3 1							
54 A	Michigan St.	1 0	28 H	Michigan	9 5							
71 H	Boston College	11 9	43 H	Wake Forest	10 2							
71 H	Boston College	4 1										
71 H	Boston College	4 1										

Non-Div. I Games:

Notre Dame

291	H	Chicago St.	6	3
3	H	Miami (FL)	2	10

N
o
t
r
e
D
a
m
e

N
o
t
r
e
D
a
m
e

Average RPI Win:		115	WON-LOST		WINNING		LAST 15		STRENGTH OF		OPP. STRENGTH		TEAM	ADJ		CONF.	ADJ CONF.	
Average RPI Loss:		51	RECORD		PCT. RANK		GAMES		SCHEDULE		OF SCHEDULE		RPI	RPI		RPI	RPI	
DIV. I ONLY			20-18-0		.52632		129		6-9-0		2		38		36		.56501	
DIV. I NON-CONF.			14-9-0		.6087		81		1-3-0		24		153		69		.54719	
TOTALS		RPI 1-25		RPI 26-50		W-L RECORDS		RPI 51-100		RPI 101-150		RPI 150+						
20-18-0		4-11-0		3-1-0		OVERALL		3-3-0		3-1-0		7-2-0						
15-11-0		3-5-0		2-1-0		HOME		2-3-0		3-1-0		5-1-0						
5-7-0		1-6-0		1-0-0		AWAY		1-0-0		0-0-0		2-1-0						
0-0-0		0-0-0		0-0-0		NEUTRAL		0-0-0		0-0-0		0-0-0						
14-9-0		0-3-0		1-0-0		NON-CONFERENCE		3-3-0		3-1-0		7-2-0						
10-7-0		0-2-0		0-0-0		HOME		2-3-0		3-1-0		5-1-0						
4-2-0		0-1-0		1-0-		AWAY		1-0-0		0-0-0		2-1-0						
0-0-0		0-0-0		0-0-0		NEUTRAL		0-0-0		0-0-0		0-0-0						
6-9-0		4-8-0		2-1-0		CONFERENCE		0-0-0		0-0-0		0-0-0						
5-4-0		3-3-0		2-1-0		HOME		0-0-0		0-0-0		0-0-0						
1-5-0		1-5-0		0-0-0		AWAY		0-0-0		0-0-0		0-0-0						
0-0-0		0-0-0		0-0-0		NEUTRAL		0-0-0		0-0-0		0-0-0						
RPI	S	Opponent		Score		RPI	S	Opponent		Score		RPI	S	Opponent		Score		
4	A	Texas A&M		2	10	29	A	Georgia Tech		3	1	81	H	Wright St.		4	3	
4	A	Texas A&M		1	15	47	H	Alabama		12	4	81	H	Wright St.		5	1	
4	A	Texas A&M		0	5	47	H	Alabama		7	10	81	H	Wright St.		1	3	
5	H	South Carolina		5	3	47	H	Alabama		7	1	83	H	Western Ky.		7	8	
5	H	South Carolina		13	4							97	A	Mercer		7	6	
5	H	South Carolina		1	3							97	H	Mercer		1	3	
11	A	Clemson		0	12													
11	H	Clemson		6	11													
17	A	Mississippi St.		1	3													
17	A	Mississippi St.		2	9													
17	A	Mississippi St.		11	8													
21	H	South Ala.		1	3													
22	H	Kentucky		6	14													
22	H	Kentucky		4	11													
22	H	Kentucky		5	2													
LAST 15 GAMES																		
11	A	Clemson		0	12	4	A	Texas A&M		0	5							
5	H	South Carolina		5	3	11	H	Clemson		6	11							
5	H	South Carolina		13	4	47	H	Alabama		12	4							
5	H	South Carolina		1	3													
29	A	Georgia Tech		3	1													

Non-Div. I Games:

Georgia

4	A	Texas	A&M	2	10
4	A	Texas	A&M	1	15

G
e
o
r
g
i
a

G
e
o
r
g
i
a

[illegible]

Non-Div. I Games:

Gonzaga

186	H	Portland	18	1
169	H	Washington St.	8	0

G
o
n
z
a
g
a

G
o
n
z
a
g
a

[illegible]

Non-Div. I Games:

St. Mary's (CA)

173 A Pacific	9	4
173 A Pacific	14	2

S
t
.
M
a
r
y
'
s
(
C
A
)

S
t
.
M
a
r
y
'
s
(
C
A
)

Average RPI Win: 137		WON-LOST	WINNING	LAST 15	STRENGTH OF		OPP. STRENGTH	TEAM	ADJ	CONF.	ADJ CONF.
Average RPI Loss: 50		RECORD	PCT. RANK	GAMES	SCHEDULE		OF SCHEDULE	RPI	RPI	RPI	RPI
DIV. I ONLY		18-14-0	.5625	108	51		33	39	.56409	39	2
DIV. I NON-CONF.		10-5-0	.66667	54	152		182	44	.56199	44	1
TOTALS		RPI 1-25	RPI 26-50		W-L RECORDS		RPI 51-100		RPI 101-150		RPI 150+
18-14-0		3-6-0	1-4-0		OVERALL		4-2-0		1-1-0		9-1-0
5-4-0		1-2-0	1-1-0		HOME		3-1-0		0-0-0		0-0-0
10-9-0		2-4-0	0-3-0		AWAY		1-1-0		1-0-0		6-1-0
3-1-0		0-0-0	0-0-0		NEUTRAL		0-0-0		0-1-0		3-0-0
10-5-0		0-0-0	0-3-0		NON-CONFERENCE		2-1-0		1-1-0		7-0-0
1-0-0		0-0-0	0-0-0		HOME		1-0-0		0-0-0		0-0-0
6-4-0		0-0-0	0-0-		AWAY		1-1-0		1-0-0		4-0-0
3-1-0		0-0-0	0-0-0		NEUTRAL		0-0-0		0-1-0		3-0-0
8-9-0		3-6-0	1-1-0		CONFERENCE		2-1-0		0-0-0		2-1-0
4-4-0		1-2-0	1-1-0		HOME		2-1-0		0-0-0		0-0-0
4-5-0		2-4-0	0-0-0		AWAY		0-0-0		0-0-0		2-1-0
0-0-0		0-0-0	0-0-0		NEUTRAL		0-0-0		0-0-0		0-0-0
RPI S	Opponent	Score	RPI S	Opponent	Score	RPI S	Opponent	Score	RPI S	Opponent	Score
9 H	Florida St.	2 10	29 H	Georgia Tech	3 6	71 H	Boston College	5 0	101 N	Ohio St.	8 11
9 H	Florida St.	5 2	29 H	Georgia Tech	13 6	71 H	Boston College	5 4	109 A	West Virginia	4 1
9 H	Florida St.	4 17	49 A	New Orleans	6 13	71 H	Boston College	4 6	195 A	Virginia Tech	6 5
11 A	Clemson	6 14	49 A	New Orleans	5 12	87 A	Penn St.	0 7	195 A	Virginia Tech	4 5
11 A	Clemson	3 4	49 A	New Orleans	5 8	96 A	Kent St.	9 4	195 A	Virginia Tech	8 3
11 A	Clemson	15 5				96 H	Kent St.	13 5	196 N	Niagara	5 4
16 A	North Carolina	5 0							196 N	Niagara	19 10
16 A	North Carolina	0 4							228 N	Toledo	7 2
16 A	North Carolina	2 14							237 A	Grambling	18 5
									237 A	Grambling	16 6
									237 A	Grambling	14 6
									242 A	Youngstown St.	17 5
LAST 15 GAMES											
242 A	Youngstown St.	17 5	87 A	Penn St.	0 7						
195 A	Virginia Tech	8 3	11 A	Clemson	3 4						
195 A	Virginia Tech	6 5	11 A	Clemson	15 5						
195 A	Virginia Tech	4 5									
109 A	West Virginia	4 1									

Non-Div. I Games:

Pittsburgh

29	H	Georgia Tech	13	6
29	H	Georgia Tech	3	6

P
i
t
t
s
b
u
r
g
h

P
i
t
t
s
b
u
r
g
h

Average RPI Win: 206		WON-LOST RECORD	WINNING PCT. RANK		LAST 15 GAMES	STRENGTH OF SCHEDULE	OPP. STRENGTH OF SCHEDULE	TEAM RPI	ADJ RPI	CONF. RPI	ADJ CONF. RPI							
Average RPI Loss: 109																		
DIV. I ONLY		25-7-0	.78125	8	12-3-0	202	208	40	.56333	40	27	27						
DIV. I NON-CONF.		12-6-0	.66667	54	2-2-0	154	87	46	.56113	46	28	28						
<hr/>																		
TOTALS		RPI 1-25		RPI 26-50		W-L RECORDS		RPI 51-100		RPI 101-150		RPI 150+						
25-7-0		1-1-0		1-2-0		OVERALL		1-2-0		1-0-0		21-2-0						
6-1-0		0-0-0		0-0-0		HOME		0-1-0		0-0-0		6-0-0						
14-5-0		0-0-0		1-2-0		AWAY		0-1-0		1-0-0		12-2-0						
5-1-0		1-1-0		0-0-0		NEUTRAL		1-0-0		0-0-0		3-0-0						
<hr/>																		
12-6-0		1-1-0		1-2-0		NON-CONFERENCE		1-2-0		1-0-0		8-1-0						
0-1-0		0-0-0		0-0-0		HOME		0-1-0		0-0-0		0-0-0						
7-4-0		0-0-0		1-0-		AWAY		0-1-0		1-0-0		5-1-0						
5-1-0		1-1-0		0-0-0		NEUTRAL		1-0-0		0-0-0		3-0-0						
<hr/>																		
13-1-0		0-0-0		0-0-0		CONFERENCE		0-0-0		0-0-0		13-1-0						
6-0-0		0-0-0		0-0-0		HOME		0-0-0		0-0-0		6-0-0						
7-1-0		0-0-0		0-0-0		AWAY		0-0-0		0-0-0		7-1-0						
0-0-0		0-0-0		0-0-0		NEUTRAL		0-0-0		0-0-0		0-0-0						
<hr/>																		
RPI	S	Opponent		Score		RPI	S	Opponent		Score		RPI	S	Opponent		Score		
7	N	UC Santa Barbara		2	16	33	A	Maryland		3	5	66	H	Hartford		8	9	
22	N	Kentucky		7	4	33	A	Maryland		6	8	72	A	UConn		3	6	
						33	A	Maryland		2	0	87	N	Penn St.		3	1	
														171	A	Delaware	16	5
														181	N	Monmouth	8	4
														181	N	Monmouth	8	5
														187	A	San Diego St.	10	2
														216	A	Central Conn. St.	5	4
														216	A	Central Conn. St.	7	0
														216	A	Central Conn. St.	8	1
														216	A	Central Conn. St.	6	1
														245	H	Wagner	5	1
														245	H	Wagner	10	4
														245	H	Wagner	3	2
														245	H	Wagner	7	0
														255	N	Army West Point	6	1
														264	A	Fairleigh Dickinson	6	2
														264	A	Fairleigh Dickinson	3	10
														264	A	Fairleigh Dickinson	19	1
														264	A	Fairleigh Dickinson	11	9
														267	H	LIU Brooklyn	5	1
														267	H	LIU Brooklyn	3	1
														286	A	George Mason	2	3
														286	A	George Mason	12	2
														286	A	George Mason	7	0
<hr/>																		
LAST 15 GAMES																		
						164	A	Northeastern		19	2	264	A	Fairleigh Dickinson		11	9	
						245	H	Wagner		5	1	264	A	Fairleigh Dickinson		3	10	
						245	H	Wagner		3	2	264	A	Fairleigh Dickinson		6	2	
						245	H	Wagner		10	4							
						245	H	Wagner		7	0							

Non-Div. I Games:

Bryant

72	A	UConn	3	6
264	A	Fairleigh Dickinson	19	1

B
r
y
a
n
t

B
r
y
a
n
t

Average RPI Win:	178	WON-LOST	WINNING	LAST 15	STRENGTH OF	OPP. STRENGTH	TEAM	ADJ	CONF.	ADJ CONF.			
Average RPI Loss:	92	RECORD	PCT. RANK	GAMES	SCHEDULE	OF SCHEDULE	RPI	RPI	RPI	RPI			
DIV. I ONLY	25-8-0	.75758	14	11-4-0	158	142	41	.56323	41	19	19		
DIV. I NON-CONF.	20-7-0	.74074	32	6-3-0	153	90	37	.56872	37	19	19		
<hr/>													
TOTALS	RPI 1-25	RPI 26-50		W-L RECORDS		RPI 51-100		RPI 101-150		RPI 150+			
25-8-0	0-0-0	0-0-0		OVERALL		3-5-0		6-3-0		16-0-0			
19-2-0	0-0-0	0-0-0		HOME		3-1-0		6-1-0		10-0-0			
6-6-0	0-0-0	0-0-0		AWAY		0-4-0		0-2-0		6-0-0			
0-0-0	0-0-0	0-0-0		NEUTRAL		0-0-0		0-0-0		0-0-0			
<hr/>													
20-7-0	0-0-0	0-0-0		NON-CONFERENCE		3-5-0		4-2-0		13-0-0			
14-1-0	0-0-0	0-0-0		HOME		3-1-0		4-0-0		7-0-0			
6-6-0	0-0-0	0-0-		AWAY		0-4-0		0-2-0		6-0-0			
0-0-0	0-0-0	0-0-0		NEUTRAL		0-0-0		0-0-0		0-0-0			
<hr/>													
5-1-0	0-0-0	0-0-0		CONFERENCE		0-0-0		2-1-0		3-0-0			
5-1-0	0-0-0	0-0-0		HOME		0-0-0		2-1-0		3-0-0			
0-0-0	0-0-0	0-0-0		AWAY		0-0-0		0-0-0		0-0-0			
0-0-0	0-0-0	0-0-0		NEUTRAL		0-0-0		0-0-0		0-0-0			
<hr/>													
RPI	S	Opponent	Score	RPI	S	Opponent	Score	RPI	S	Opponent	Score		
				65 A Fresno St.				1	2	108 A Arkansas		2	6
				65 A Fresno St.				1	2	119 H Seton Hall		3	1
				65 A Fresno St.				3	7	119 H Seton Hall		4	5
				80 A Nebraska				2	8	119 H Seton Hall		7	1
				80 H Nebraska				4	3	130 H UAB		3	1
				82 H Jacksonville				3	4	130 H UAB		2	1
				82 H Jacksonville				4	0	130 H UAB		4	3
				82 H Jacksonville				2	1	149 A Kansas St.		2	8
										149 H Kansas St.		5	4
										158 H Stony Brook		4	0
										158 H Stony Brook		4	0
										158 H Stony Brook		5	4
										166 A Stetson		7	5
										166 A Stetson		4	1
										166 A Stetson		5	1
										202 H South Dakota St.		6	5
										230 H North Dakota		5	0
										230 H North Dakota		7	1
										230 H North Dakota		7	1
										238 A Murray St.		9	4
						238 A Murray St.		7	2				
						238 A Murray St.		10	5				
				LAST 15 GAMES									
108 A Arkansas				2	6	119 H Seton Hall				7	1		
282 H Butler				4	3	119 H Seton Hall				3	1		
282 H Butler				6	4	82 H Jacksonville				2	1		
282 H Butler				2	1								
202 H South Dakota St.				6	5								

Non-Div. I Games:

Creighton

80	H	Nebraska	4	3
119	H	Seton Hall	4	5

C
r
e
i
g
h
t
o
n

C
r
e
i
g
h
t
o
n

Average RPI Win: 131		WON-LOST RECORD		WINNING PCT. RANK		LAST 15 GAMES		STRENGTH OF SCHEDULE		OPP. STRENGTH OF SCHEDULE		TEAM RPI		ADJ RPI		CONF. RPI		ADJ CONF. RPI					
DIV. I ONLY		24-9-0		.72727		20		8-7-0		165		26		42		.56275		42		3		3	
DIV. I NON-CONF.		16-3-0		.84211		10		4-1-0		244		21		45		.56179		45		3		3	
TOTALS		RPI 1-25		RPI 26-50		W-L RECORDS		RPI 51-100		RPI 101-150		RPI 150+											
24-9-0		1-0-0		0-3-0		OVERALL		5-1-0		10-1-0		8-4-0											
10-3-0		0-0-0		0-0-0		HOME		2-1-0		5-1-0		3-1-0											
5-5-0		0-0-0		0-3-0		AWAY		3-0-0		0-0-0		2-2-0											
9-1-0		1-0-0		0-0-0		NEUTRAL		0-0-0		5-0-0		3-1-0											
16-3-0		1-0-0		0-0-0		NON-CONFERENCE		2-0-0		6-1-0		7-2-0											
5-2-0		0-0-0		0-0-0		HOME		0-0-0		2-1-0		3-1-0											
3-0-0		0-0-0		0-0-		AWAY		2-0-0		0-0-0		1-0-0											
8-1-0		1-0-0		0-0-0		NEUTRAL		0-0-0		4-0-0		3-1-0											
8-6-0		0-0-0		0-3-0		CONFERENCE		3-1-0		4-0-0		1-2-0											
5-1-0		0-0-0		0-0-0		HOME		2-1-0		3-0-0		0-0-0											
2-5-0		0-0-0		0-3-0		AWAY		1-0-0		0-0-0		1-2-0											
1-0-0		0-0-0		0-0-0		NEUTRAL		0-0-0		1-0-0		0-0-0											
RPI	S	Opponent		Score		RPI	S	Opponent		Score		RPI	S	Opponent		Score							
20	N	Minnesota		8 7		27	A	California		2 6		57	H	Washington		10 1							
						27	A	California		3 5		57	H	Washington		2 3							
						27	A	California		0 5		57	H	Washington		5 4							
												78	A	Oregon		11 10							
												93	A	San Diego		5 2							
												93	A	San Diego		7 2							
															111	H	Arizona St.		12 2				
															111	H	Arizona St.		3 2				
															111	H	Arizona St.		7 3				
															135	N	Utah		10 2				
															137	N	Ball St.		7 6				
															139	N	William & Mary		12 3				
															143	H	San Francisco		0 5				
															143	H	San Francisco		4 0				
															143	H	San Francisco		8 5				
															149	N	Kansas St.		7 5				
															149	N	Kansas St.		14 0				
															151	N	Utah Valley		9 12				
															160	H	Central Ark.		6 2				
															160	H	Central Ark.		7 1				
															160	N	Central Ark.		6 2				
															169	A	Washington St.		5 7				
															169	A	Washington St.		12 3				
															169	A	Washington St.		3 8				
															186	A	Portland		13 6				
															187	H	San Diego St.		5 6				
															187	H	San Diego St.		9 6				
															192	N	Kansas		3 1				
															192	N	Kansas		9 3				
						LAST 15 GAMES																	
						78	A	Oregon		11 10		57	H	Washington		2 3							
						169	A	Washington St.		3 8		57	H	Washington		5 4							
						169	A	Washington St.		5 7		57	H	Washington		10 1							
						169	A	Washington St.		12 3													
						160	H	Central Ark.		7 1													

Non-Div. I Games:

Oregon St.

160 N	Central Ark.	6	2
160 H	Central Ark.	6	2

O
r
e
g
o
n
s
t
.

O
r
e
g
o
n
s
t
.

44	H	UNCG	6	4
8	A	North Carolina St.	1	6

Wake Forest

Wake Forest

UNCG

Average RPI Win: 172		WON-LOST RECORD		WINNING PCT. RANK		LAST 15 GAMES		STRENGTH OF SCHEDULE		OPP. STRENGTH OF SCHEDULE		TEAM RPI		ADJ RPI		CONF. RPI		ADJ CONF. RPI					
DIV. I ONLY		28-11-0		.71795		26		10-5-0		161		119		44		.5601		44		15		15	
DIV. I NON-CONF.		21-9-0		.7		42		3-3-0		116		112		42		.56414		42		16		16	
TOTALS		RPI 1-25		RPI 26-50		W-L RECORDS		RPI 51-100		RPI 101-150		RPI 150+											
28-11-0		1-3-0		1-2-0		OVERALL		4-1-0		3-0-0		19-5-0											
19-1-0		0-0-0		1-0-0		HOME		1-0-0		3-0-0		14-1-0											
7-9-0		1-3-0		0-2-0		AWAY		1-1-0		0-0-0		5-3-0											
2-1-0		0-0-0		0-0-0		NEUTRAL		2-0-0		0-0-0		0-1-0											
21-9-0		1-3-0		1-2-0		NON-CONFERENCE		4-1-0		3-0-0		12-3-0											
16-1-0		0-0-0		1-0-0		HOME		1-0-0		3-0-0		11-1-0											
3-7-0		1-3-0		0-0-		AWAY		1-1-0		0-0-0		1-1-0											
2-1-0		0-0-0		0-0-0		NEUTRAL		2-0-0		0-0-0		0-1-0											
7-2-0		0-0-0		0-0-0		CONFERENCE		0-0-0		0-0-0		7-2-0											
3-0-0		0-0-0		0-0-0		HOME		0-0-0		0-0-0		3-0-0											
4-2-0		0-0-0		0-0-0		AWAY		0-0-0		0-0-0		4-2-0											
0-0-0		0-0-0		0-0-0		NEUTRAL		0-0-0		0-0-0		0-0-0											
RPI	S	Opponent		Score		RPI	S	Opponent		Score		RPI	S	Opponent		Score							
8	A	North Carolina St.		4	8	43	A	Wake Forest		4	6	75	A	High Point		9	3						
15	A	Coastal Caro.		4	7	43	H	Wake Forest		18	3	75	A	High Point		5	15						
15	A	Coastal Caro.		4	2	45	A	Duke		4	7	75	H	High Point		13	5						
25	A	UNCW		4	8							99	N	Illinois		5	4						
												99	N	Illinois		20	9						
														145		H	Binghamton	19	4				
														145		H	Binghamton	10	9				
														145		H	Binghamton	5	2				
														152		H	Georgetown	8	4				
														152		H	Georgetown	5	4				
														152		H	Georgetown	17	9				
														170		A	Furman	14	0				
														170		A	Furman	7	9				
														170		A	Furman	18	11				
														184		A	Campbell	8	2				
														193		H	Marist	16	3				
														193		H	Marist	8	6				
														193		H	Marist	16	4				
														201		A	Elon	8	14				
														201		H	Elon	7	3				
														218		H	VMI	10	4				
														218		H	VMI	11	6				
														218		H	VMI	6	1				
														229		A	The Citadel	7	4				
														229		A	The Citadel	5	7				
														229		A	The Citadel	14	1				
														255		H	Army West Point	4	6				
														255		H	Army West Point	16	2				
														255		H	Army West Point	10	6				
														290		H	N.C. A&T	6	2				
														290		N	N.C. A&T	8	9				
														293		H	UMES	8	2				
LAST 15 GAMES																							
														201		A	Elon	8	14				
														229		A	The Citadel	5	7				
														229		A	The Citadel	14	1				
														45		A	Duke	4	7				
														290		H	N.C. A&T	6	2				
														290		N	N.C. A&T	8	9				
														293		H	UMES	8	2				

Non-Div. I Games:

UNCG

43	A	Wake Forest	4	6
229	A	The Citadel	7	4

U
N
C
G

U
N
C
G

Average RPI Win: 115		WON-LOST RECORD	WINNING PCT. RANK	LAST 15 GAMES	STRENGTH OF SCHEDULE	OPP. STRENGTH OF SCHEDULE	TEAM RPI	ADJ RPI		CONF. RPI	ADJ CONF. RPI	
Average RPI Loss: 44												
DIV. I ONLY		21-17-0	.55263	117	11-4-0	9	27	45	.5598	45	2	2
DIV. I NON-CONF.		14-6-0	.7	42	5-0-0	71	149	52	.5569	52	1	1
<hr/>												
TOTALS		RPI 1-25	RPI 26-50		W-L RECORDS		RPI 51-100		RPI 101-150		RPI 150+	
21-17-0		3-7-0	7-7-0		OVERALL		0-1-0		3-1-0		8-1-0	
15-11-0		3-6-0	4-4-0		HOME		0-1-0		1-0-0		7-0-0	
5-5-0		0-1-0	3-3-0		AWAY		0-0-0		1-0-0		1-1-0	
1-1-0		0-0-0	0-0-0		NEUTRAL		0-0-0		1-1-0		0-0-0	
14-6-0		0-1-0	3-2-0		NON-CONFERENCE		0-1-0		3-1-0		8-1-0	
11-3-0		0-0-0	3-2-0		HOME		0-1-0		1-0-0		7-0-0	
2-2-0		0-1-0	0-0-		AWAY		0-0-0		1-0-0		1-1-0	
1-1-0		0-0-0	0-0-0		NEUTRAL		0-0-0		1-1-0		0-0-0	
7-11-0		3-6-0	4-5-0		CONFERENCE		0-0-0		0-0-0		0-0-0	
4-8-0		3-6-0	1-2-0		HOME		0-0-0		0-0-0		0-0-0	
3-3-0		0-0-0	3-3-0		AWAY		0-0-0		0-0-0		0-0-0	
0-0-0		0-0-0	0-0-0		NEUTRAL		0-0-0		0-0-0		0-0-0	
RPI	S	Opponent	Score	RPI	S	Opponent	Score	RPI	S	Opponent	Score	
3	H	Miami (FL)	12 5	27	H	California	2 5	87	H	Penn St.	1 2	
3	H	Miami (FL)	2 14	27	H	California	6 5			101	N Ohio St.	8 1
3	H	Miami (FL)	0 9	27	H	California	5 4			136	A Liberty	8 7
11	H	Clemson	5 3	29	A	Georgia Tech	10 4			136	H Liberty	6 1
11	H	Clemson	2 1	29	A	Georgia Tech	14 13			136	N Liberty	0 1
11	H	Clemson	2 3	29	A	Georgia Tech	2 3			177	A Davidson	13 3
15	A	Coastal Caro.	6 10	31	H	East Carolina	6 8			177	H Davidson	9 2
16	H	North Carolina	2 11	43	A	Wake Forest	0 12			184	A Campbell	1 5
16	H	North Carolina	2 12	43	A	Wake Forest	2 3			184	H Campbell	4 0
16	H	North Carolina	2 8	43	A	Wake Forest	3 2			228	H Toledo	3 2
				44	H	UNCG	7 4			228	H Toledo	2 1
				46	H	Virginia	3 0			228	H Toledo	6 1
				46	H	Virginia	6 7			260	H N.C. Central	3 0
				46	H	Virginia	0 6			293	H UMES	9 1
<hr/>												
LAST 15 GAMES												
136	A	Liberty	8 7	11	H	Clemson	2 3					
3	H	Miami (FL)	0 9	11	H	Clemson	5 3					
3	H	Miami (FL)	12 5	44	H	UNCG	7 4					
3	H	Miami (FL)	2 14									
260	H	N.C. Central	3 0									

Non-Div. I Games:

Duke

177	A	Davidson	13	3
11	H	Clemson	2	1

Average RPI Win:	130	WON-LOST RECORD	WINNING PCT. RANK	LAST 15 GAMES	STRENGTH OF SCHEDULE	OPP. STRENGTH OF SCHEDULE	TEAM RPI	ADJ RPI	CONF. RPI	ADJ CONF. RPI		
DIV. I ONLY		24-16-0	.6	81	7-8-0	23	31	46	.55958	46	2	2
DIV. I NON-CONF.		15-7-0	.68182	47	3-3-0	132	161	105	.52627	105	1	1
<hr/>												
TOTALS	RPI 1-25	RPI 26-50		W-L RECORDS		RPI 51-100		RPI 101-150		RPI 150+		
24-16-0	4-6-0	5-4-0		OVERALL		2-5-0		2-0-0		11-1-0		
18-9-0	3-3-0	3-3-0		HOME		0-2-0		2-0-0		10-1-0		
4-7-0	1-3-0	2-1-0		AWAY		1-3-0		0-0-0		0-0-0		
2-0-0	0-0-0	0-0-0		NEUTRAL		1-0-0		0-0-0		1-0-0		
15-7-0	0-1-0	1-2-0		NON-CONFERENCE		1-3-0		2-0-0		11-1-0		
13-5-0	0-0-0	1-2-0		HOME		0-2-0		2-0-0		10-1-0		
0-2-0	0-1-0	0-0-		AWAY		0-1-0		0-0-0		0-0-0		
2-0-0	0-0-0	0-0-0		NEUTRAL		1-0-0		0-0-0		1-0-0		
9-9-0	4-5-0	4-2-0		CONFERENCE		1-2-0		0-0-0		0-0-0		
5-4-0	3-3-0	2-1-0		HOME		0-0-0		0-0-0		0-0-0		
4-5-0	1-2-0	2-1-0		AWAY		1-2-0		0-0-0		0-0-0		
0-0-0	0-0-0	0-0-0		NEUTRAL		0-0-0		0-0-0		0-0-0		
RPI	S	Opponent	Score	RPI	S	Opponent	Score	RPI	S	Opponent	Score	
2	A	Louisville	0 15	31	H	East Carolina	4 2	53	H	Old Dominion	4 5	
2	A	Louisville	6 3	31	H	East Carolina	5 8	71	A	Boston College	3 0	
2	A	Louisville	4 11	31	H	East Carolina	1 6	71	A	Boston College	4 5	
8	H	North Carolina St.	7 8	43	H	Wake Forest	6 4	71	A	Boston College	2 3	
8	H	North Carolina St.	2 5	43	H	Wake Forest	4 0	77	A	VCU	5 7	
8	H	North Carolina St.	5 3	43	H	Wake Forest	8 9	77	H	VCU	5 11	
15	A	Coastal Caro.	4 5	45	A	Duke	0 3	96	N	Kent St.	8 6	
16	H	North Carolina	1 8	45	A	Duke	6 0					
16	H	North Carolina	7 4	45	A	Duke	7 6					
16	H	North Carolina	15 9									

Non-Div. I Games:

Virginia

131	H	Longwood	9	4
71	A	Boston College	4	5

V
i
r
g
i
n
i
a

V
i
r
g
i
n
i
a

Average RPI Win:	113	WON-LOST RECORD	WINNING PCT. RANK	LAST 15 GAMES	STRENGTH OF SCHEDULE	OPP. STRENGTH OF SCHEDULE	TEAM RPI	ADJ RPI	CONF. RPI	ADJ CONF. RPI					
DIV. I ONLY		23-15-0	.60526	76	8-7-0	67	2	47	.55842	47	1	1			
DIV. I NON-CONF.		15-7-0	.68182	47	4-1-0	197	18	98	.52856	98	2	2			
<hr/>															
TOTALS	RPI 1-25	RPI 26-50		W-L RECORDS		RPI 51-100		RPI 101-150		RPI 150+					
23-15-0	5-7-0	4-3-0		OVERALL		5-3-0		1-2-0		8-0-0					
15-6-0	2-2-0	2-1-0		HOME		4-3-0		1-0-0		6-0-0					
5-7-0	3-4-0	1-2-0		AWAY		1-0-0		0-1-0		0-0-0					
3-2-0	0-1-0	1-0-0		NEUTRAL		0-0-0		0-1-0		2-0-0					
15-7-0	0-3-0	3-1-0		NON-CONFERENCE		3-2-0		1-1-0		8-0-0					
11-4-0	0-1-0	2-1-0		HOME		2-2-0		1-0-0		6-0-0					
1-2-0	0-1-0	0-0-		AWAY		1-0-0		0-1-0		0-0-0					
3-1-0	0-1-0	1-0-0		NEUTRAL		0-0-0		0-0-0		2-0-0					
8-8-0	5-4-0	1-2-0		CONFERENCE		2-1-0		0-1-0		0-0-0					
4-2-0	2-1-0	0-0-0		HOME		2-1-0		0-0-0		0-0-0					
4-5-0	3-3-0	1-2-0		AWAY		0-0-0		0-0-0		0-0-0					
0-1-0	0-0-0	0-0-0		NEUTRAL		0-0-0		0-1-0		0-0-0					
RPI	S	Opponent	Score	RPI	S	Opponent	Score	RPI	S	Opponent	Score	RPI	S	Opponent	Score
6	H	Ole Miss	2 0	33	H	Maryland	3 1	62	H	Tennessee	7 3	110	N	Auburn	1 10
6	H	Ole Miss	0 4	33	H	Maryland	5 9	62	H	Tennessee	11 3	130	A	UAB	0 8
6	H	Ole Miss	7 2	33	H	Maryland	5 1	62	H	Tennessee	3 6	130	H	UAB	7 6
8	N	North Carolina St.	1 2	35	N	Notre Dame	4 0	67	H	Houston	2 3	196	N	Niagara	8 4
12	A	LSU	4 3	36	A	Georgia	10 7	67	H	Houston	1 3	217	H	Nicholls St.	13 1
12	A	LSU	6 0	36	A	Georgia	1 7	67	H	Houston	7 6	230	H	North Dakota	2 1
12	A	LSU	5 7	36	A	Georgia	4 12	73	A	Troy	2 1	230	H	North Dakota	5 2
21	H	South Ala.	2 8					73	H	Troy	5 3	230	H	North Dakota	7 1
22	A	Kentucky	2 1									252	N	Brown	2 0
22	A	Kentucky	2 6									288	H	Alcorn	8 0
22	A	Kentucky	2 3									288	H	Alcorn	8 5
23	A	Southern Miss.	2 9												
<hr/>															
LAST 15 GAMES															
21	H	South Ala.	2 8	22	A	Kentucky	2 6								
73	H	Troy	5 3	22	A	Kentucky	2 3								
6	H	Ole Miss	7 2	288	H	Alcorn	8 0								
6	H	Ole Miss	2 0												
6	H	Ole Miss	0 4												

Non-Div. I Games:

Alabama

130	H	UAB	7	6
22	A	Kentucky	2	1

A
l
a
b
a
m
a

A
l
a
b
a
m
a

Average RPI Win:		156	WON-LOST RECORD		WINNING PCT. RANK	LAST 15 GAMES	STRENGTH OF SCHEDULE		OPP. STRENGTH OF SCHEDULE	TEAM RPI	ADJ RPI	CONF. RPI	ADJ CONF. RPI
Average RPI Loss:		114											
DIV. I ONLY		27-12-0			.69231 32	11-4-0	152		43	48	.55838 48	13	13
DIV. I NON-CONF.		13-8-0			.61905 77	4-2-0	40		56	38	.56833 38	11	11
TOTALS		RPI 1-25	RPI 26-50		W-L RECORDS		RPI 51-100		RPI 101-150		RPI 150+		
27-12-0		1-2-0	0-0-0		OVERALL		3-3-0		7-2-0		16-5-0		
12-5-0		1-1-0	0-0-0		HOME		3-3-0		2-1-0		6-0-0		
14-6-0		0-1-0	0-0-0		AWAY		0-0-0		5-1-0		9-4-0		
1-1-0		0-0-0	0-0-0		NEUTRAL		0-0-0		0-0-0		1-1-0		
13-8-0		1-2-0	0-0-0		NON-CONFERENCE		0-3-0		3-0-0		9-3-0		
4-4-0		1-1-0	0-0-0		HOME		0-3-0		0-0-0		3-0-0		
8-3-0		0-1-0	0-0-		AWAY		0-0-0		3-0-0		5-2-0		
1-1-0		0-0-0	0-0-0		NEUTRAL		0-0-0		0-0-0		1-1-0		
14-4-0		0-0-0	0-0-0		CONFERENCE		3-0-0		4-2-0		7-2-0		
8-1-0		0-0-0	0-0-0		HOME		3-0-0		2-1-0		3-0-0		
6-3-0		0-0-0	0-0-0		AWAY		0-0-0		2-1-0		4-2-0		
0-0-0		0-0-0	0-0-0		NEUTRAL		0-0-0		0-0-0		0-0-0		
RPI S	Opponent	Score	RPI S	Opponent	Score	RPI S	Opponent	Score	RPI S	Opponent	Score		
10 A	Texas Tech	10 14				56 H	Dallas Baptist	2 5	138 A	Nevada	8 3		
10 H	Texas Tech	6 5				56 H	Dallas Baptist	8 33	138 A	Nevada	3 2		
10 H	Texas Tech	4 7				56 H	Dallas Baptist	11 12	138 A	Nevada	6 7		
						65 H	Fresno St.	2 1	143 A	San Francisco	12 3		
						65 H	Fresno St.	14 13	147 A	Sacramento St.	12 3		
						65 H	Fresno St.	7 4	147 A	Sacramento St.	1 0		
									150 H	UNLV	15 3		
									150 H	UNLV	10 5		
									150 H	UNLV	5 6		
									154 N	New Mexico St.	3 2		
									154 N	New Mexico St.	6 9		
									156 A	Santa Clara	7 13		
									172 A	Grand Canyon	6 5		
									172 A	Grand Canyon	10 6		
									175 H	Wichita St.	8 6		
									175 H	Wichita St.	17 7		
									175 H	Wichita St.	8 4		
									187 A	San Diego St.	4 2		
									187 A	San Diego St.	5 3		
									187 A	San Diego St.	6 11		
									197 A	Hawaii	18 0		
									197 A	Hawaii	3 4		
									197 A	Hawaii	6 4		
									197 A	Hawaii	7 1		
									199 A	San Jose St.	6 2		
									199 A	San Jose St.	10 3		
									199 A	San Jose St.	8 9		
				LAST 15 GAMES									
						10 H	Texas Tech	6 5	65 H	Fresno St.	7 4		
						10 H	Texas Tech	4 7	65 H	Fresno St.	14 13		
						199 A	San Jose St.	10 3	65 H	Fresno St.	2 1		
						199 A	San Jose St.	6 2					
						199 A	San Jose St.	8 9					

Non-Div. I Games:

New Mexico

143	A	San Francisco	12	3
156	A	Santa Clara	7	13

RPI	S	Opponent	Score	
199	H	San Jose St.	9	6
199	H	San Jose St.	3	2
199	H	San Jose St.	11	1

New Mexico

N
e
w
M
e
x
i
c
o

N
e
w
M
e
x
i
c
o

Average RPI Win:		119	WON-LOST RECORD		WINNING PCT. RANK		LAST 15 GAMES		STRENGTH OF SCHEDULE		OPP. STRENGTH OF SCHEDULE		TEAM RPI		ADJ RPI		CONF. RPI		ADJ CONF. RPI				
DIV. I ONLY			21-15-0		.58333		90		5-9-0		30		76		49		.55629		49				
DIV. I NON-CONF.			15-6-0		.71429		39		3-3-0		36		80		12		.59483		10				
TOTALS		RPI 1-25		RPI 26-50				W-L RECORDS				RPI 51-100				RPI 101-150				RPI 150+			
21-15-0		1-4-0		5-1-0				OVERALL				8-9-0				2-1-0				5-0-0			
17-5-0		1-0-0		5-1-0				HOME				7-4-0				0-0-0				4-0-0			
4-10-0		0-4-0		0-0-0				AWAY				1-5-0				2-1-0				1-0-0			
0-0-0		0-0-0		0-0-0				NEUTRAL				0-0-0				0-0-0				0-0-0			
15-6-0		1-4-0		3-0-0				NON-CONFERENCE				6-2-0				0-0-0				5-0-0			
13-0-0		1-0-0		3-0-0				HOME				5-0-0				0-0-0				4-0-0			
2-6-0		0-4-0		0-0-				AWAY				1-2-0				0-0-0				1-0-0			
0-0-0		0-0-0		0-0-0				NEUTRAL				0-0-0				0-0-0				0-0-0			
6-9-0		0-0-0		2-1-0				CONFERENCE				2-7-0				2-1-0				0-0-0			
4-5-0		0-0-0		2-1-0				HOME				2-4-0				0-0-0				0-0-0			
2-4-0		0-0-0		0-0-0				AWAY				0-3-0				2-1-0				0-0-0			
0-0-0		0-0-0		0-0-0				NEUTRAL				0-0-0				0-0-0				0-0-0			
RPI	S	Opponent		Score		RPI	S	Opponent		Score		RPI	S	Opponent		Score		RPI	S	Opponent		Score	
12	A	LSU		4	9	34	H	Northwestern St.		6	5	52	A	Lamar		5	7	125	A	SFA		19	11
13	A	La.-Lafayette		4	7	34	H	Northwestern St.		1	6	52	A	Lamar		1	5	125	A	SFA		6	16
21	A	South Ala.		3	12	34	H	Northwestern St.		5	4	52	A	Lamar		7	10	125	A	SFA		5	4
21	H	South Ala.		8	2	39	H	Pittsburgh		13	6	55	H	Tulane		10	9	237	H	Grambling		11	8
23	A	Southern Miss.		4	7	39	H	Pittsburgh		12	5	59	H	McNeese St.		3	7	285	A	Jackson St.		11	9
						39	H	Pittsburgh		8	5	59	H	McNeese St.		3	13	285	H	Jackson St.		13	4
												59	H	McNeese St.		1	6	288	H	Alcorn		12	3
												73	A	Troy		10	6	297	H	Southern U.		14	4
												73	A	Troy		4	9						
												73	A	Troy		6	9						
												85	H	Valparaiso		9	8						
												85	H	Valparaiso		9	0						
												85	H	Valparaiso		5	3						
												86	H	Sam Houston St.		4	8						
												86	H	Sam Houston St.		4	3						
												86	H	Sam Houston St.		7	6						
												88	H	Louisiana Tech		9	6						
LAST 15 GAMES																							
285	A	Jackson St.		11	9	21	A	South Ala.		3	12												
34	H	Northwestern St.		5	4	73	A	Troy		4	9												
34	H	Northwestern St.		6	5	73	A	Troy		6	9												
34	H	Northwestern St.		1	6																		
59	H	McNeese St.		3	13																		

Non-Div. I Games:

New Orleans

59 H McNeese St.	3	7
59 H McNeese St.	1	6

N
e
w
O
r
l
e
a
n
s

N
e
w
O
r
l
e
a
n
s

Average RPI Win: 109		WON-LOST RECORD		WINNING PCT. RANK		LAST 15 GAMES		STRENGTH OF SCHEDULE		OPP. STRENGTH OF SCHEDULE		TEAM RPI		ADJ RPI		CONF. RPI		ADJ CONF. RPI					
DIV. I ONLY		23-14-0		.62162		70		8-7-0		64		48		50		.55602		50		3		3	
DIV. I NON-CONF.		16-5-0		.7619		24		3-1-0		13		82		6		.60938		6		3		3	
TOTALS		RPI 1-25		RPI 26-50		W-L RECORDS		RPI 51-100		RPI 101-150		RPI 150+											
23-14-0		2-1-0		3-1-0		OVERALL		7-6-0		3-4-0		8-2-0											
17-5-0		0-0-0		2-1-0		HOME		5-2-0		3-0-0		7-2-0											
5-8-0		2-1-0		1-0-0		AWAY		1-3-0		0-4-0		1-0-0											
1-1-0		0-0-0		0-0-0		NEUTRAL		1-1-0		0-0-0		0-0-0											
16-5-0		2-1-0		3-1-0		NON-CONFERENCE		2-2-0		3-0-0		6-1-0											
11-2-0		0-0-0		2-1-0		HOME		1-0-0		3-0-0		5-1-0											
4-2-0		2-1-0		1-0-		AWAY		0-1-0		0-0-0		1-0-0											
1-1-0		0-0-0		0-0-0		NEUTRAL		1-1-0		0-0-0		0-0-0											
7-9-0		0-0-0		0-0-0		CONFERENCE		5-4-0		0-4-0		2-1-0											
6-3-0		0-0-0		0-0-0		HOME		4-2-0		0-0-0		2-1-0											
1-6-0		0-0-0		0-0-0		AWAY		1-2-0		0-4-0		0-0-0											
0-0-0		0-0-0		0-0-0		NEUTRAL		0-0-0		0-0-0		0-0-0											
RPI	S	Opponent		Score		RPI	S	Opponent		Score		RPI	S	Opponent		Score		RPI	S	Opponent		Score	
19	A	Rice		8	1	32	A	BYU		11	5	51	H	Cal St. Fullerton		2	0	111	A	Arizona St.		5	7
19	A	Rice		3	4	34	H	Northwestern St.		4	6	52	A	Lamar		5	13	135	A	Utah		2	4
19	A	Rice		6	2	34	H	Northwestern St.		4	1	55	N	Tulane		10	11	135	A	Utah		6	7
						38	H	St. Mary's (CA)		11	5	57	A	Washington		17	7	135	A	Utah		3	6
												57	A	Washington		4	8	147	H	Sacramento St.		3	1
												57	A	Washington		3	6	147	H	Sacramento St.		23	1
												61	H	Stanford		5	6	147	H	Sacramento St.		8	4
												61	H	Stanford		4	1	151	H	Utah Valley		14	0
												61	H	Stanford		4	1	154	H	New Mexico St.		8	7
												79	H	UCLA		6	1	154	H	New Mexico St.		11	8
												79	H	UCLA		3	4	169	H	Washington St.		2	6
												79	H	UCLA		6	5	169	H	Washington St.		7	3
												80	N	Nebraska		11	10	169	H	Washington St.		8	0
																		187	A	San Diego St.		7	3
																		213	H	UC Riverside		5	6
																		213	H	UC Riverside		4	3
																		269	H	CSU Bakersfield		4	1
						LAST 15 GAMES																	
						154	H	New Mexico St.		8	7	169	H	Washington St.		8	0						
						61	H	Stanford		5	6	32	A	BYU		11	5						
						61	H	Stanford		4	1	135	A	Utah		2	4						
						61	H	Stanford		4	1												
						111	A	Arizona St.		5	7												

Non-Div. I Games:

Arizona

169 H Washington St.	7	3
169 H Washington St.	2	6

A
r
i
z
o
n
a

A
r
i
z
o
n
a

Average RPI Win:		135	WON-LOST RECORD		WINNING PCT. RANK		LAST 15 GAMES		STRENGTH OF SCHEDULE		OPP. STRENGTH OF SCHEDULE		TEAM RPI		ADJ RPI		CONF. RPI		ADJ CONF. RPI	
DIV. I ONLY			22-13-0		.62857 65		11-4-0		69		44		51		.55597 51		10		10	
DIV. I NON-CONF.			14-9-0		.6087 81		3-0-0		64		8		50		.55783 50		12		12	
TOTALS		RPI 1-25		RPI 26-50		W-L RECORDS		RPI 51-100		RPI 101-150		RPI 150+								
22-13-0		2-1-0		1-3-0		OVERALL		5-6-0		6-3-0		8-0-0								
16-6-0		0-0-0		1-2-0		HOME		2-2-0		6-2-0		7-0-0								
6-7-0		2-1-0		0-1-0		AWAY		3-4-0		0-1-0		1-0-0								
0-0-0		0-0-0		0-0-0		NEUTRAL		0-0-0		0-0-0		0-0-0								
14-9-0		2-1-0		1-3-0		NON-CONFERENCE		3-2-0		3-3-0		5-0-0								
9-4-0		0-0-0		1-2-0		HOME		1-0-0		3-2-0		4-0-0								
5-5-0		2-1-0		0-0-		AWAY		2-2-0		0-1-0		1-0-0								
0-0-0		0-0-0		0-0-0		NEUTRAL		0-0-0		0-0-0		0-0-0								
8-4-0		0-0-0		0-0-0		CONFERENCE		2-4-0		3-0-0		3-0-0								
7-2-0		0-0-0		0-0-0		HOME		1-2-0		3-0-0		3-0-0								
1-2-0		0-0-0		0-0-0		AWAY		1-2-0		0-0-0		0-0-0								
0-0-0		0-0-0		0-0-0		NEUTRAL		0-0-0		0-0-0		0-0-0								
RPI	S	Opponent		Score		RPI	S	Opponent		Score		RPI	S	Opponent		Score				
10	A	Texas Tech		7	3	33	H	Maryland		3	2	61	A	Stanford		1	2			
10	A	Texas Tech		4	1	33	H	Maryland		0	1	61	A	Stanford		0	2			
10	A	Texas Tech		5	6	33	H	Maryland		4	8	61	A	Stanford		4	3			
						50	A	Arizona		0	2	64	H	Long Beach St.		4	2			
												64	H	Long Beach St.		4	5			
												64	H	Long Beach St.		4	5			
												79	A	UCLA		14	7			
												93	H	San Diego		4	2			
												94	A	Cal Poly		2	1			
												94	A	Cal Poly		0	1			
												94	A	Cal Poly		3	6			
							</													

Non-Div. I Games:

Cal St. Fullerton

94 A Cal Poly	0	1
94 A Cal Poly	2	1

C
a
l
S
t
.
F
u
l
l
e
r
t
o
n

C
a
l
S
t
.
F
u
l
l
e
r
t
o
n

L
a
m
a
r

Tie, Loss, Non-Conf, S Site, H Home, A Away, N Neutral Page 103

220 A A&M-Corpus Christi	5	1
220 A A&M-Corpus Christi	1	0

L
a
m
a
r

L
a
m
a
r

Average RPI Win:		129	WON-LOST	WINNING	LAST 15	STRENGTH OF		OPP. STRENGTH	TEAM	ADJ	CONF.	ADJ CONF.
Average RPI Loss:		81	RECORD	PCT. RANK	GAMES	SCHEDULE		OF SCHEDULE	RPI	RPI	RPI	RPI
DIV. I ONLY		24-13-0		.64865	51	6-9-0		81	55	53	.55482	53
DIV. I NON-CONF.		17-5-0		.77273	19	2-1-0		118	81	28	.57792	28
TOTALS		RPI 1-25		RPI 26-50		W-L RECORDS		RPI 51-100		RPI 101-150		RPI 150+
24-13-0		1-6-0		1-0-0		OVERALL		9-1-0		4-4-0		9-2-0
15-7-0		0-3-0		0-0-0		HOME		7-1-0		3-2-0		5-1-0
6-6-0		0-3-0		1-0-0		AWAY		1-0-0		1-2-0		3-1-0
3-0-0		1-0-0		0-0-0		NEUTRAL		1-0-0		0-0-0		1-0-0
17-5-0		1-0-0		1-0-0		NON-CONFERENCE		6-1-0		3-2-0		6-2-0
11-2-0		0-0-0		0-0-0		HOME		4-1-0		2-0-0		5-1-0
3-3-0		0-0-0		1-0-		AWAY		1-0-0		1-2-0		0-1-0
3-0-0		1-0-0		0-0-0		NEUTRAL		1-0-0		0-0-0		1-0-0
7-8-0		0-6-0		0-0-0		CONFERENCE		3-0-0		1-2-0		3-0-0
4-5-0		0-3-0		0-0-0		HOME		3-0-0		1-2-0		0-0-0
3-3-0		0-3-0		0-0-0		AWAY		0-0-0		0-0-0		3-0-0
0-0-0		0-0-0		0-0-0		NEUTRAL		0-0-0		0-0-0		0-0-0
RPI S	Opponent	Score	RPI S	Opponent	Score	RPI S	Opponent	Score	RPI S	Opponent	Score	
8 N	North Carolina St.	5 0	46 A	Virginia	5 4	60 H	Rutgers	4 2	109 A	West Virginia	3 4	
18 H	Fla. Atlantic	1 3				60 H	Rutgers	7 4	109 A	West Virginia	5 4	
18 H	Fla. Atlantic	7 10				60 H	Rutgers	2 5	109 A	West Virginia	5 6	
18 H	Fla. Atlantic	0 11				74 H	Princeton	10 4	123 H	UTSA	5 2	
19 A	Rice	2 6				74 H	Princeton	7 6	123 H	UTSA	0 3	
19 A	Rice	1 3				77 A	VCU	3 1	123 H	UTSA	2 7	
19 A	Rice	2 8				83 H	Western Ky.	8 3	136 H	Liberty	7 6	
						83 H	Western Ky.	4 2	139 H	William & Mary	7 1	
						83 H	Western Ky.	12 8	162 A	FIU	11 1	
						96 N	Kent St.	2 0	162 A	FIU	10 2	
									162 A	FIU	12 11	
									171 H	Delaware	10 4	
									195 H	Virginia Tech	1 22	
									211 H	Manhattan	6 5	
									218 A	VMI	6 8	
									218 H	VMI	6 5	
									218 H	VMI	8 2	
									246 N	Appalachian St.	12 3	
									284 H	Norfolk St.	5 3	
LAST 15 GAMES												
218 A	VMI	6 8	139 H	William & Mary	7 1							
123 H	UTSA	2 7	18 H	Fla. Atlantic	0 11							
123 H	UTSA	0 3	18 H	Fla. Atlantic	1 3							
123 H	UTSA	5 2										
162 A	FIU	11 1										

Non-Div. I Games:

Old Dominion

162 A FIU	10	2
162 A FIU	12	11

O
l
d
D
o
m
i
n
i
o
n

O
l
d
D
o
m
i
n
i
o
n

Average RPI Win: 156		WON-LOST RECORD		WINNING PCT. RANK		LAST 15 GAMES		STRENGTH OF SCHEDULE		OPP. STRENGTH OF SCHEDULE		TEAM RPI		ADJ RPI		CONF. RPI		ADJ CONF. RPI					
DIV. I ONLY		26-8-0		.76471		13		10-5-0		210		85		54		.55429		54		6		6	
DIV. I NON-CONF.		18-6-0		.75		28		3-3-0		233		107		74		.54251		74		6		6	
TOTALS		RPI 1-25		RPI 26-50		W-L RECORDS		RPI 51-100		RPI 101-150		RPI 150+											
26-8-0		0-1-0		1-1-0		OVERALL		8-1-0		3-1-0		14-4-0											
7-3-0		0-0-0		1-1-0		HOME		4-0-0		0-1-0		2-1-0											
7-4-0		0-0-0		0-0-0		AWAY		2-1-0		0-0-0		5-3-0											
12-1-0		0-1-0		0-0-0		NEUTRAL		2-0-0		3-0-0		7-0-0											
18-6-0		0-1-0		0-1-0		NON-CONFERENCE		3-0-0		3-1-0		12-3-0											
3-3-0		0-0-0		0-1-0		HOME		1-0-0		0-1-0		2-1-0											
3-2-0		0-0-0		0-0-		AWAY		0-0-0		0-0-0		3-2-0											
12-1-0		0-1-0		0-0-0		NEUTRAL		2-0-0		3-0-0		7-0-0											
8-2-0		0-0-0		1-0-0		CONFERENCE		5-1-0		0-0-0		2-1-0											
4-0-0		0-0-0		1-0-0		HOME		3-0-0		0-0-0		0-0-0											
4-2-0		0-0-0		0-0-0		AWAY		2-1-0		0-0-0		2-1-0											
0-0-0		0-0-0		0-0-0		NEUTRAL		0-0-0		0-0-0		0-0-0											
RPI	S	Opponent		Score		RPI	S	Opponent		Score		RPI	S	Opponent		Score							
23	N	Southern Miss.		0 2		28	H	Michigan		11 5		60	H	Rutgers		6 5							
						35	H	Notre Dame		0 1		60	H	Rutgers		5 4							
												60	H	Rutgers		5 2							
												73	N	Troy		3 0							
												78	H	Oregon		3 2							
												87	A	Penn St.		5 2							
												87	A	Penn St.		6 7							
												87	A	Penn St.		7 0							
												89	N	FGCU		7 6							
												105	N	UCF		6 2							
												110	N	Auburn		3 0							
												118	N	Saint Joseph's		8 7							
												127	H	Oakland		1 3							
												161	N	Texas St.		3 2							
												165	N	North Dakota St.		9 5							
												168	H	Eastern Mich.		2 4							
												170	A	Furman		15 8							
												176	N	Presbyterian		11 5							
												180	A	South Fla.		0 2							
												180	A	South Fla.		5 7							
												180	A	South Fla.		11 1							
												208	N	Fordham		7 2							
												220	A	A&M-Corpus Christi		9 3							
												251	N	Illinois St.		15 0							
												253	A	Purdue		11 0							
												253	A	Purdue		2 5							
												253	A	Purdue		5 3							
												261	H	Central Mich.		4 1							
												261	N	Central Mich.		7 3							
												263	H	Western Mich.		6 5							
												282	N	Butler		9 2							
LAST 15 GAMES																							
						263	H	Western Mich.		6 5		87	A	Penn St.		6 7							
						35	H	Notre Dame		0 1		87	A	Penn St.		5 2							
						253	A	Purdue		2 5		87	A	Penn St.		7 0							
						253	A	Purdue		5 3													
						253	A	Purdue		11 0													

Non-Div. I Games:

Michigan St.

261	N	Central Mich.	7	3
28	H	Michigan	11	5

M
i
c
h
i
g
a
n
s
t
.

M
i
c
h
i
g
a
n
s
t
.

**T
u
l
a
n
e**

T
u
l
a
n
e

Tulane

31 H East Carolina	3	7
31 H East Carolina	3	0

T
u
l
a
n
e

T
u
l
a
n
e

Average RPI Win:		135	WON-LOST		WINNING		LAST 15		STRENGTH OF		OPP. STRENGTH		TEAM	ADJ		CONF.	ADJ CONF.	
Average RPI Loss:		95	RECORD		PCT. RANK		GAMES		SCHEDULE		OF SCHEDULE		RPI	RPI		RPI	RPI	
DIV. I ONLY			24-11-0		.68571		33		10-5-0		93		68		56		.55252	
DIV. I NON-CONF.			20-10-0		.66667		54		6-4-0		79		46		62		.55174	
TOTALS		RPI 1-25		RPI 26-50		W-L RECORDS		RPI 51-100		RPI 101-150		RPI 150+						
24-11-0		1-1-0		3-1-0		OVERALL		7-3-0		6-5-0		7-1-0						
18-7-0		0-0-0		0-1-0		HOME		7-3-0		6-3-0		5-0-0						
6-4-0		1-1-0		3-0-0		AWAY		0-0-0		0-2-0		2-1-0						
0-0-0		0-0-0		0-0-0		NEUTRAL		0-0-0		0-0-0		0-0-0						
20-10-0		1-1-0		3-1-0		NON-CONFERENCE		7-3-0		4-4-0		5-1-0						
16-6-0		0-0-0		0-1-0		HOME		7-3-0		4-2-0		5-0-0						
4-4-0		1-1-0		3-0-		AWAY		0-0-0		0-2-0		0-1-0						
0-0-0		0-0-0		0-0-0		NEUTRAL		0-0-0		0-0-0		0-0-0						
4-1-0		0-0-0		0-0-0		CONFERENCE		0-0-0		2-1-0		2-0-0						
2-1-0		0-0-0		0-0-0		HOME		0-0-0		2-1-0		0-0-0						
2-0-0		0-0-0		0-0-0		AWAY		0-0-0		0-0-0		2-0-0						
0-0-0		0-0-0		0-0-0		NEUTRAL		0-0-0		0-0-0		0-0-0						
RPI	S	Opponent		Score		RPI	S	Opponent		Score		RPI	S	Opponent		Score		
19	A	Rice		2	6	26	H	Oklahoma St.		6	7	69	H	Oral Roberts		6	1	
23	A	TCU		9	1	48	A	New Mexico		12	11	69	H	Oral Roberts		7	12	
						48	A	New Mexico		5	2	69	H	Oral Roberts		4	7	
						48	A	New Mexico		33	8	85	H	Valparaiso		2	1	
												85	H	Valparaiso		9	2	
												85	H	Valparaiso		1	6	
												85	H	Valparaiso		10	4	
												91	H	Iowa		4	1	
												91	H	Iowa		7	3	
												91	H	Iowa		5	1	

Non-Div. I Games:

Dallas Baptist

251 A Illinois St.	7	1
251 A Illinois St.	7	2

D
a
l
l
a
s
B
a
p
t
i
s
t

D
a
l
l
a
s
B
a
p
t
i
s
t

Average RPI Win:	113	WON-LOST	WINNING	LAST 15	STRENGTH OF	OPP. STRENGTH	TEAM	ADJ	CONF.	ADJ CONF.	
Average RPI Loss:	110	RECORD	PCT. RANK	GAMES	SCHEDULE	OF SCHEDULE	RPI	RPI	RPI	RPI	
DIV. I ONLY	19-13-0	.59375	87	8-7-0	48	101	57	.5525	57	3	3
DIV. I NON-CONF.	10-7-0	.58824	94	2-2-0	140	170	107	.52472	107	3	3
TOTALS	RPI 1-25	RPI 26-50	W-L RECORDS		RPI 51-100	RPI 101-150		RPI 150+			
19-13-0	0-0-0	4-4-0	OVERALL		4-2-0	5-3-0		6-4-0			
12-6-0	0-0-0	3-2-0	HOME		4-2-0	1-0-0		4-2-0			
7-7-0	0-0-0	1-2-0	AWAY		0-0-0	4-3-0		2-2-0			
0-0-0	0-0-0	0-0-0	NEUTRAL		0-0-0	0-0-0		0-0-0			
10-7-0	0-0-0	1-1-0	NON-CONFERENCE		0-0-0	3-2-0		6-4-0			
6-3-0	0-0-0	1-1-0	HOME		0-0-0	1-0-0		4-2-0			
4-4-0	0-0-0	0-0-	AWAY		0-0-0	2-2-0		2-2-0			
0-0-0	0-0-0	0-0-0	NEUTRAL		0-0-0	0-0-0		0-0-0			
9-6-0	0-0-0	3-3-0	CONFERENCE		4-2-0	2-1-0		0-0-0			
6-3-0	0-0-0	2-1-0	HOME		4-2-0	0-0-0		0-0-0			
3-3-0	0-0-0	1-2-0	AWAY		0-0-0	2-1-0		0-0-0			
0-0-0	0-0-0	0-0-0	NEUTRAL		0-0-0	0-0-0		0-0-0			
RPI S	Opponent	Score	RPI S	Opponent	Score	RPI S	Opponent	Score	RPI S	Opponent	Score
			37 H	Gonzaga	6 8	78 H	Oregon	9 6	111 A	Arizona St.	6 1
			37 H	Gonzaga	2 0	78 H	Oregon	0 2	111 A	Arizona St.	3 6
			42 A	Oregon St.	3 2	78 H	Oregon	7 4	111 A	Arizona St.	4 2
			42 A	Oregon St.	4 5	79 H	UCLA	0 1	117 A	Baylor	7 2
			42 A	Oregon St.	1 10	79 H	UCLA	8 7	117 A	Baylor	5 9
			50 H	Arizona	7 17	79 H	UCLA	7 4	117 A	Baylor	7 1
			50 H	Arizona	8 4				122 A	Seattle	2 3
			50 H	Arizona	6 3				122 H	Seattle	12 4
									156 H	Santa Clara	10 9
									156 H	Santa Clara	4 1
									156 H	Santa Clara	1 2
									173 H	Pacific	3 6
									173 H	Pacific	6 2
									173 H	Pacific	6 2
									213 A	UC Riverside	17 4
									213 A	UC Riverside	5 6
									213 A	UC Riverside	2 1
									213 A	UC Riverside	5 8
LAST 15 GAMES											
			122 A	Seattle	2 3	111 A	Arizona St.	4 2			
			79 H	UCLA	7 4	42 A	Oregon St.	3 2			
			79 H	UCLA	8 7	42 A	Oregon St.	4 5			
			79 H	UCLA	0 1						
			122 H	Seattle	12 4						

Non-Div. I Games:

Washington

111 A Arizona St.	6	1
111 A Arizona St.	3	6

W
a
s
h
i
n
g
t
o
n

W
a
s
h
i
n
g
t
o
n

Average RPI Win: 210		WON-LOST	WINNING	LAST 15	STRENGTH OF	OPP. STRENGTH	TEAM	ADJ	CONF.	ADJ CONF.				
Average RPI Loss: 70		RECORD	PCT. RANK	GAMES	SCHEDULE	OF SCHEDULE	RPI	RPI	RPI	RPI				
DIV. I ONLY		26-10-0	.72222	22	13-2-0	219	106	58	.55248	58	21	21		
DIV. I NON-CONF.		10-8-0	.55556	118	3-0-0	109	102	60	.55206	60	22	22		
<hr/>														
TOTALS		RPI 1-25	RPI 26-50		W-L RECORDS		RPI 51-100		RPI 101-150		RPI 150+			
26-10-0		0-2-0	0-0-0		OVERALL		4-5-0		3-2-0		19-1-0			
12-1-0		0-0-0	0-0-0		HOME		3-0-0		1-0-0		8-1-0			
14-9-0		0-2-0	0-0-0		AWAY		1-5-0		2-2-0		11-0-0			
0-0-0		0-0-0	0-0-0		NEUTRAL		0-0-0		0-0-0		0-0-0			
10-8-0		0-2-0	0-0-0		NON-CONFERENCE		0-3-0		3-2-0		7-1-0			
3-1-0		0-0-0	0-0-0		HOME		0-0-0		1-0-0		2-1-0			
7-7-0		0-2-0	0-0-		AWAY		0-3-0		2-2-0		5-0-0			
0-0-0		0-0-0	0-0-0		NEUTRAL		0-0-0		0-0-0		0-0-0			
16-2-0		0-0-0	0-0-0		CONFERENCE		4-2-0		0-0-0		12-0-0			
9-0-0		0-0-0	0-0-0		HOME		3-0-0		0-0-0		6-0-0			
7-2-0		0-0-0	0-0-0		AWAY		1-2-0		0-0-0		6-0-0			
0-0-0		0-0-0	0-0-0		NEUTRAL		0-0-0		0-0-0		0-0-0			
RPI	S	Opponent	Score		RPI	S	Opponent	Score		RPI	S	Opponent	Score	
6	A	Ole Miss	4	6						103	A	Missouri	6	13
6	A	Ole Miss	2	10						52	A	Lamar	1	2
										52	A	Lamar	1	2
										68	A	Austin Peay	6	8
										68	A	Austin Peay	1	6
										68	A	Austin Peay	7	3
										98	H	Morehead St.	6	5
										98	H	Morehead St.	5	1
										98	H	Morehead St.	5	4
													</	

Non-Div. I Games: Harris-Stowe 18 10

Southeast Mo. St.

68 A Austin Peay	7	3
68 A Austin Peay	6	8

S
o
u
t
h
e
a
s
t
M
o
.
S
t
.

S
o
u
t
h
e
a
s
t
M
o
.
S
t
.

Average RPI Win:		113	WON-LOST RECORD		WINNING PCT. RANK		LAST 15 GAMES		STRENGTH OF SCHEDULE		OPP. STRENGTH OF SCHEDULE		TEAM RPI		ADJ RPI		CONF. RPI		ADJ CONF. RPI				
DIV. I ONLY			22-12-0		.64706 54		11-3-0		114		23		59		.55095 59		11		11				
DIV. I NON-CONF.			10-6-0		.625 72		3-0-0		90		12		71		.54663 71		10		10				
TOTALS		RPI 1-25		RPI 26-50		W-L RECORDS		RPI 51-100		RPI 101-150		RPI 150+											
22-12-0		2-0-0		4-2-0		OVERALL		4-2-0		6-5-0		6-3-0											
13-7-0		1-0-0		1-2-0		HOME		2-0-0		5-3-0		4-2-0											
9-5-0		1-0-0		3-0-0		AWAY		2-2-0		1-2-0		2-1-0											
0-0-0		0-0-0		0-0-0		NEUTRAL		0-0-0		0-0-0		0-0-0											
10-6-0		2-0-0		0-0-0		NON-CONFERENCE		2-1-0		6-5-0		0-0-0											
8-3-0		1-0-0		0-0-0		HOME		2-0-0		5-3-0		0-0-0											
2-3-0		1-0-0		0-0-		AWAY		0-1-0		1-2-0		0-0-0											
0-0-0		0-0-0		0-0-0		NEUTRAL		0-0-0		0-0-0		0-0-0											
12-6-0		0-0-0		4-2-0		CONFERENCE		2-1-0		0-0-0		6-3-0											
5-4-0		0-0-0		1-2-0		HOME		0-0-0		0-0-0		4-2-0											
7-2-0		0-0-0		3-0-0		AWAY		2-1-0		0-0-0		2-1-0											
0-0-0		0-0-0		0-0-0		NEUTRAL		0-0-0		0-0-0		0-0-0											
RPI	S	Opponent		Score		RPI	S	Opponent		Score		RPI	S	Opponent		Score							
12	A	LSU		7	0	34	H	Northwestern St.		2	1	52	A	Lamar		1	0	120	H	La.-Monroe		11	2
13	H	La.-Lafayette		7	2	34	H	Northwestern St.		1	7	52	A	Lamar		1	5	120	H	La.-Monroe		4	12
						34	H	Northwestern St.		7	8	52	A	Lamar		5	4	123	A	UTSA		5	11
						49	A	New Orleans		6	1	67	A	Houston		1	14	123	A	UTSA		8	13
						49	A	New Orleans		7	3	67	H	Houston		4	1	123	A	UTSA		11	8
						49	A	New Orleans		13	3	88	H	Louisiana Tech		3	1	128	H	Southern Ill.		5	2
																		128	H	Southern Ill.		1	2
																		128	H	Southern Ill.		8	4
																		133	H	Bradley		3	5
																		133	H	Bradley		3	1
																		133	H	Bradley		9	3
																		178	H	Houston Baptist		5	7
																		178	H	Houston Baptist		12	6
																		178	H	Houston Baptist		2	3
																		185	H	Abilene Christian		10	6
																		185	H	Abilene Christian		3	0
																		185	H	Abilene Christian		4	3
																		266	A	Incarnate Word		4	0
																		266	A	Incarnate Word		1	0
																		266	A	Incarnate Word		7	8
						LAST 15 GAMES																	
						52	A	Lamar		1	0	49	A	New Orleans		6	1						
						52	A	Lamar		5	4	67	H	Houston		4	1						
						52	A	Lamar		1	5	34	H	Northwestern St.		7	8						
						88	H	Louisiana Tech		3	1												
						12	A	LSU		7	0												

Non-Div. I Games:

McNeese St.

49 A New Orleans	13	3
49 A New Orleans	7	3

M
c
N
e
e
s
e
s
t
.

M
c
N
e
e
s
e
s
t
.

Average RPI Win:		175	WON-LOST RECORD		WINNING PCT. RANK		LAST 15 GAMES		STRENGTH OF SCHEDULE		OPP. STRENGTH OF SCHEDULE		TEAM RPI		ADJ RPI		CONF. RPI		ADJ CONF. RPI	
DIV. I ONLY			18-19-0		.48649 155		10-5-0		27		201		60		.5501 60		6		6	
DIV. I NON-CONF.			15-13-0		.53571 129		7-2-0		65		172		60		.55206 60		6		6	
TOTALS		RPI 1-25		RPI 26-50		W-L RECORDS		RPI 51-100		RPI 101-150		RPI 150+								
18-19-0		1-5-0		0-0-0		OVERALL		2-6-0		6-4-0		9-4-0								
9-1-0		0-0-0		0-0-0		HOME		0-0-0		4-1-0		5-0-0								
8-18-0		1-5-0		0-0-0		AWAY		2-6-0		2-3-0		3-4-0								
1-0-0		0-0-0		0-0-0		NEUTRAL		0-0-0		0-0-0		1-0-0								
15-13-0		1-5-0		0-0-0		NON-CONFERENCE		2-3-0		3-1-0		9-4-0								
7-0-0		0-0-0		0-0-0		HOME		0-0-0		2-0-0		5-0-0								
7-13-0		1-5-0		0-0-		AWAY		2-3-0		1-1-0		3-4-0								
1-0-0		0-0-0		0-0-0		NEUTRAL		0-0-0		0-0-0		1-0-0								
3-6-0		0-0-0		0-0-0		CONFERENCE		0-3-0		3-3-0		0-0-0								
2-1-0		0-0-0		0-0-0		HOME		0-0-0		2-1-0		0-0-0								
1-5-0		0-0-0		0-0-0		AWAY		0-3-0		1-2-0		0-0-0								
0-0-0		0-0-0		0-0-0		NEUTRAL		0-0-0		0-0-0		0-0-0								
RPI	S	Opponent		Score		RPI	S	Opponent		Score		RPI	S	Opponent		Score				
3	A	Miami (FL)		1	4				53	A	Old Dominion	4	7	101	A	Ohio St.	1	2		
3	A	Miami (FL)		0	2				53	A	Old Dominion	5	2	101	A	Ohio St.	3	11		
3	A	Miami (FL)		1	8				53	A	Old Dominion	2	4	101	A	Ohio St.	7	4		
18	A	Fla. Atlantic		8	9				54	A	Michigan St.	4	5	118	A	Saint Joseph's	6	4		
18	A	Fla. Atlantic		5	4				54	A	Michigan St.	5	6	118	H	Saint Joseph's	11	1		
18	A	Fla. Atlantic		2	3				54	A	Michigan St.	2	5	119	A	Seton Hall	6	7		
									89	A	FGCU	9	2	119	H	Seton Hall	3	2		
									89	A	FGCU	6	9	144	H	Indiana	2	9		
														144	H	Indiana	3	2		
														144	H	Indiana	7	1		
														167	A	Navy	2	3		
														181	A	Monmouth	2	12		
														181	H	Monmouth	20	4		
														208	H	Fordham	5	0		
														235	H	Lafayette	11	3		
														236	A	Rider	2	3		
														243	N	NJIT	10	3		
														245	A	Wagner	8	0		
														278	H	Iona	13	8		
														286	A	George Mason	8	6		
														286	A	George Mason	11	5		
														286	A	George Mason	5	6		
														292	H	Delaware St.	12	8		
LAST 15 GAMES																				
				245	A	Wagner	8	0	118	A	Saint Joseph's	6	4							
				292	H	Delaware St.	12	8	118	H	Saint Joseph's	11	1							
				101	A	Ohio St.	1	2	208	H	Fordham	5	0							
				101	A	Ohio St.	3	11												
				101	A	Ohio St.	7	4												

Non-Div. I Games:

Rutgers

119	H	Seton Hall	3	2
119	A	Seton Hall	6	7

R
u
t
g
e
r
s

R
u
t
g
e
r
s

Average RPI Win: 118		WON-LOST RECORD		WINNING PCT. RANK		LAST 15 GAMES		STRENGTH OF SCHEDULE		OPP. STRENGTH OF SCHEDULE		TEAM RPI		ADJ RPI		CONF. RPI		ADJ CONF. RPI	
DIV. I ONLY		19-12-0		.6129 73		9-6-0		113		6		61		.54969 61		3		3	
DIV. I NON-CONF.		11-6-0		.64706 66		1-1-0		107		13		58		.55326 58		3		3	
TOTALS		RPI 1-25		RPI 26-50		W-L RECORDS		RPI 51-100		RPI 101-150		RPI 150+							
19-12-0		1-2-0		3-3-0		OVERALL		4-2-0		4-3-0		7-2-0							
12-5-0		1-2-0		1-0-0		HOME		2-1-0		2-1-0		6-1-0							
7-7-0		0-0-0		2-3-0		AWAY		2-1-0		2-2-0		1-1-0							
0-0-0		0-0-0		0-0-0		NEUTRAL		0-0-0		0-0-0		0-0-0							
11-6-0		1-2-0		1-0-0		NON-CONFERENCE		2-1-0		2-2-0		5-1-0							
8-3-0		1-2-0		1-0-0		HOME		2-1-0		0-0-0		4-0-0							
3-3-0		0-0-0		0-0-		AWAY		0-0-0		2-2-0		1-1-0							
0-0-0		0-0-0		0-0-0		NEUTRAL		0-0-0		0-0-0		0-0-0							
8-6-0		0-0-0		2-3-0		CONFERENCE		2-1-0		2-1-0		2-1-0							
4-2-0		0-0-0		0-0-0		HOME		0-0-0		2-1-0		2-1-0							
4-4-0		0-0-0		2-3-0		AWAY		2-1-0		0-0-0		0-0-0							
0-0-0		0-0-0		0-0-0		NEUTRAL		0-0-0		0-0-0		0-0-0							
RPI	S	Opponent		Score		RPI	S	Opponent		Score		RPI	S	Opponent		Score			
14	H	Vanderbilt		4	1	27	A	California		8	6	51	H	Cal St. Fullerton		2	0		
14	H	Vanderbilt		2	5	27	A	California		2	5	51	H	Cal St. Fullerton		2	1		
14	H	Vanderbilt		1	4	38	H	St. Mary's (CA)		9	1	51	H	Cal St. Fullerton		3	4		
						50	A	Arizona		6	5	79	A	UCLA		4	1		
						50	A	Arizona		1	4	79	A	UCLA		5	6		
						50	A	Arizona		1	4	79	A	UCLA		8	2		

Non-Div. I Games:

Stanford

79	A	UCLA	8	2
79	A	UCLA	5	6

S
t
a
n
f
o
r
d

S
t
a
n
f
o
r
d

Average RPI Win:		146	WON-LOST RECORD		WINNING PCT. RANK	LAST 15 GAMES	STRENGTH OF SCHEDULE		OPP. STRENGTH OF SCHEDULE	TEAM RPI	ADJ RPI	CONF. RPI	ADJ CONF. RPI
Average RPI Loss:		56											
DIV. I ONLY		21-16-0			.56757 103	8-7-0	62		29	62	.54943 62	1	1
DIV. I NON-CONF.		17-5-0			.77273 19	5-0-0	190		115	56	.55478 56	2	2
TOTALS		RPI 1-25	RPI 26-50		W-L RECORDS		RPI 51-100		RPI 101-150		RPI 150+		
21-16-0		2-7-0	3-3-0		OVERALL		1-2-0		6-3-0		9-1-0		
10-6-0		2-4-0	0-0-0		HOME		1-1-0		4-1-0		3-0-0		
7-7-0		0-3-0	2-2-0		AWAY		0-0-0		2-2-0		3-0-0		
4-3-0		0-0-0	1-1-0		NEUTRAL		0-1-0		0-0-0		3-1-0		
17-5-0		0-0-0	2-1-0		NON-CONFERENCE		1-2-0		5-1-0		9-1-0		
8-2-0		0-0-0	0-0-0		HOME		1-1-0		4-1-0		3-0-0		
5-0-0		0-0-0	1-0-		AWAY		0-0-0		1-0-0		3-0-0		
4-3-0		0-0-0	1-1-0		NEUTRAL		0-1-0		0-0-0		3-1-0		
4-11-0		2-7-0	1-2-0		CONFERENCE		0-0-0		1-2-0		0-0-0		
2-4-0		2-4-0	0-0-0		HOME		0-0-0		0-0-0		0-0-0		
2-7-0		0-3-0	1-2-0		AWAY		0-0-0		1-2-0		0-0-0		
0-0-0		0-0-0	0-0-0		NEUTRAL		0-0-0		0-0-0		0-0-0		
RPI S	Opponent	Score	RPI S	Opponent	Score	RPI S	Opponent	Score	RPI S	Opponent	Score		
5 A	South Carolina	4 7	31 A	East Carolina	5 2	63 N	Southeastern La.	4 5	110 A	Auburn	6 7		
5 A	South Carolina	6 7	33 N	Maryland	9 10	83 H	Western Ky.	0 6	110 A	Auburn	0 2		
5 A	South Carolina	3 4	38 N	St. Mary's (CA)	6 3	98 H	Morehead St.	6 5	110 A	Auburn	13 4		
6 H	Ole Miss	7 10	47 A	Alabama	6 3				113 H	Cincinnati	7 1		
6 H	Ole Miss	3 2	47 A	Alabama	3 7				115 H	UC Irvine	0 2		
6 H	Ole Miss	4 6	47 A	Alabama	3 11				115 H	UC Irvine	14 4		
22 H	Kentucky	2 10							115 H	UC Irvine	12 1		
22 H	Kentucky	14 5							116 A	Middle Tenn.	4 2		
22 H	Kentucky	4 5							116 H	Middle Tenn.	9 2		
									172 A	Grand Canyon	25 8		
									198 H	Tennessee Tech	9 1		
									210 N	Memphis	8 13		
									210 N	Memphis	8 4		
									210 N	Memphis	5 2		
									246 H	Appalachian St.	7 5		
									261 N	Central Mich.	20 1		
									275 A	ETSU	11 2		
									283 A	UNC Asheville	7 3		
									283 H	UNC Asheville	11 0		
			LAST 15 GAMES										
			116 A	Middle Tenn.	4 2	5 A	South Carolina	6 7					
			110 A	Auburn	6 7	98 H	Morehead St.	6 5					
			110 A	Auburn	0 2	22 H	Kentucky	2 10					
			110 A	Auburn	13 4								
			246 H	Appalachian St.	7 5								

Non-Div. I Games:

Tennessee

5 A South Carolina	3	4
5 A South Carolina	4	7

T
e
n
n
e
s
s
e
e

T
e
n
n
e
s
s
e
e

34 A Northwestern St.	2	3
34 A Northwestern St.	8	5

S
o
u
t
h
e
a
s
t
e
r
n
L
a
.

S
o
u
t
h
e
a
s
t
e
r
n
L
a
.

Average RPI Win: 118		WON-LOST	WINNING	LAST 15	STRENGTH OF		OPP. STRENGTH	TEAM	ADJ		CONF.	ADJ CONF.
Average RPI Loss: 105		RECORD	PCT. RANK	GAMES	SCHEDULE		OF SCHEDULE	RPI	RPI		RPI	RPI
DIV. I ONLY		21-14-0	.6	81	7-8-0		46	120	64		10	10
DIV. I NON-CONF.		14-9-0	.6087	81	0-3-0		164	119	128		12	12
TOTALS		RPI 1-25	RPI 26-50		W-L RECORDS		RPI 51-100		RPI 101-150		RPI 150+	
21-14-0		1-2-0	0-0-0		OVERALL		6-3-0		9-6-0		5-3-0	
14-8-0		1-2-0	0-0-0		HOME		3-1-0		5-3-0		5-2-0	
7-6-0		0-0-0	0-0-0		AWAY		3-2-0		4-3-0		0-1-0	
0-0-0		0-0-0	0-0-0		NEUTRAL		0-0-0		0-0-0		0-0-0	
14-9-0		0-0-0	0-0-0		NON-CONFERENCE		4-2-0		5-4-0		5-3-0	
11-5-0		0-0-0	0-0-0		HOME		3-1-0		3-2-0		5-2-0	
3-4-0		0-0-0	0-0-		AWAY		1-1-0		2-2-0		0-1-0	
0-0-0		0-0-0	0-0-0		NEUTRAL		0-0-0		0-0-0		0-0-0	
7-5-0		1-2-0	0-0-0		CONFERENCE		2-1-0		4-2-0		0-0-0	
3-3-0		1-2-0	0-0-0		HOME		0-0-0		2-1-0		0-0-0	
4-2-0		0-0-0	0-0-0		AWAY		2-1-0		2-1-0		0-0-0	
0-0-0		0-0-0	0-0-0		NEUTRAL		0-0-0		0-0-0		0-0-0	
RPI S	Opponent	Score	RPI S	Opponent	Score	RPI S	Opponent	Score	RPI S	Opponent	Score	
7	H UC Santa Barbara	3 4				51	A Cal St. Fullerton	5 4	102	A Southern California	3 8	
7	H UC Santa Barbara	2 0				51	A Cal St. Fullerton	2 4	102	H Southern California	4 7	
7	H UC Santa Barbara	1 3				51	A Cal St. Fullerton	5 4	104	A CSUN	6 3	
						65	A Fresno St.	5 10	104	A CSUN	2 4	
						65	H Fresno St.	4 3	104	A CSUN	12 0	
						79	A UCLA	10 1	106	H Loyola Marymount	6 4	
						80	H Nebraska	3 1	107	A Oklahoma	3 6	
						80	H Nebraska	2 9	107	A Oklahoma	7 3	
						80	H Nebraska	1 0	107	A Oklahoma	6 3	
									111	H Arizona St.	2 9	
									111	H Arizona St.	5 2	
									111	H Arizona St.	3 1	
									115	H UC Irvine	8 3	
									115	H UC Irvine	2 7	
									115	H UC Irvine	3 2	
									187	A San Diego St.	5 6	
									204	H Holy Cross	2 3	
									204	H Holy Cross	7 1	
									204	H Holy Cross	2 1	
									225	H Columbia	7 2	
									225	H Columbia	8 3	
									225	H Columbia	4 1	
									225	H Columbia	6 8	
LAST 15 GAMES			LAST 15 GAMES			LAST 15 GAMES			LAST 15 GAMES			
102	A Southern California	3 8	187	A San Diego St.	5 6	7	H UC Santa Barbara	2 0				
115	H UC Irvine	2 7	7	H UC Santa Barbara	1 3							
115	H UC Irvine	8 3										
115	H UC Irvine	3 2										
104	A CSUN	12 0										

Non-Div. I Games:

Long Beach St.

104 A CSUN	6	3
104 A CSUN	2	4

L
o
n
g
B
e
a
c
h
S
t
.

L
o
n
g
B
e
a
c
h
S
t
.

Average RPI Win:		154	WON-LOST RECORD		WINNING PCT. RANK	LAST 15 GAMES	STRENGTH OF SCHEDULE		OPP. STRENGTH OF SCHEDULE	TEAM RPI	ADJ RPI	CONF. RPI	ADJ CONF. RPI
Average RPI Loss:		93	24-14-0		.63158 64	8-7-0	116		89	65	.54692 65	13	13
DIV. I ONLY			12-8-0		.6 88	2-3-0	49		68	64	.55025 64	11	11
DIV. I NON-CONF.													
TOTALS		RPI 1-25	RPI 26-50		W-L RECORDS		RPI 51-100		RPI 101-150		RPI 150+		
24-14-0		0-3-0	4-3-0		OVERALL		1-2-0		7-2-0		12-4-0		
19-3-0		0-0-0	3-0-0		HOME		1-0-0		7-2-0		8-1-0		
5-11-0		0-3-0	1-3-0		AWAY		0-2-0		0-0-0		4-3-0		
0-0-0		0-0-0	0-0-0		NEUTRAL		0-0-0		0-0-0		0-0-0		
12-8-0		0-3-0	4-0-0		NON-CONFERENCE		1-2-0		2-1-0		5-2-0		
11-2-0		0-0-0	3-0-0		HOME		1-0-0		2-1-0		5-1-0		
1-6-0		0-3-0	1-0-		AWAY		0-2-0		0-0-0		0-1-0		
0-0-0		0-0-0	0-0-0		NEUTRAL		0-0-0		0-0-0		0-0-0		
12-6-0		0-0-0	0-3-0		CONFERENCE		0-0-0		5-1-0		7-2-0		
8-1-0		0-0-0	0-0-0		HOME		0-0-0		5-1-0		3-0-0		
4-5-0		0-0-0	0-3-0		AWAY		0-0-0		0-0-0		4-2-0		
0-0-0		0-0-0	0-0-0		NEUTRAL		0-0-0		0-0-0		0-0-0		
RPI S	Opponent	Score	RPI S	Opponent	Score	RPI S	Opponent	Score	RPI S	Opponent	Score		
4 A	Texas A&M	2 3	38 A	St. Mary's (CA)	6 4	64 A	Long Beach St.	3 4	107 H	Oklahoma	2 3		
4 A	Texas A&M	1 12	41 H	Creighton	2 1	64 H	Long Beach St.	10 5	127 H	Oakland	11 10		
4 A	Texas A&M	3 4	41 H	Creighton	7 3	94 A	Cal Poly	1 7	138 H	Nevada	8 3		
			41 H	Creighton	2 1				138 H	Nevada	5 4		
			48 A	New Mexico	4 7				138 H	Nevada	7 6		
			48 A	New Mexico	1 2				147 H	Sacramento St.	7 5		
			48 A	New Mexico	13 14				150 H	UNLV	4 3		
									150 H	UNLV	6 2		
									150 H	UNLV	2 4		
									155 H	Air Force	5 1		
									155 H	Air Force	6 3		
									155 H	Air Force	14 1		
									173 A	Pacific	6 15		
									173 H	Pacific	3 7		
									187 A	San Diego St.	10 5		
									187 A	San Diego St.	3 2		
									187 A	San Diego St.	4 5		
									199 A	San Jose St.	13 4		
									199 A	San Jose St.	2 3		
									199 A	San Jose St.	9 4		
									242 H	Youngstown St.	6 1		
									242 H	Youngstown St.	8 3		
									242 H	Youngstown St.	6 5		
									242 H	Youngstown St.	11 0		
									269 H	CSU Bakersfield	6 4		
			LAST 15 GAMES										
			94 A	Cal Poly	1 7	48 A	New Mexico	1 2					
			138 H	Nevada	7 6	147 H	Sacramento St.	7 5					
			138 H	Nevada	8 3	173 A	Pacific	6 15					
			138 H	Nevada	5 4								
			173 H	Pacific	3 7								

Non-Div. I Games:

Fresno St.

48 A New Mexico	4	7
48 A New Mexico	13	14

F
r
e
s
n
o
s
t
.

F
r
e
s
n
o
s
t
.

Average RPI Win: 171		WON-LOST	WINNING	LAST 15	STRENGTH OF		OPP. STRENGTH	TEAM	ADJ		CONF.	ADJ CONF.			
Average RPI Loss: 129		RECORD	PCT. RANK	GAMES	SCHEDULE		OF SCHEDULE	RPI	RPI		RPI	RPI			
DIV. I ONLY		22-12-0	.64706	54	8-7-0		160	178	66	.54642	66	20	20		
DIV. I NON-CONF.		17-5-0	.77273	19	5-1-0		128	136	16	.59098	16	20	20		
TOTALS		RPI 1-25	RPI 26-50		W-L RECORDS		RPI 51-100		RPI 101-150		RPI 150+				
22-12-0		0-3-0	1-0-0		OVERALL		4-0-0		1-3-0		16-6-0				
6-4-0		0-0-0	0-0-0		HOME		1-0-0		1-0-0		4-4-0				
16-8-0		0-3-0	1-0-0		AWAY		3-0-0		0-3-0		12-2-0				
0-0-0		0-0-0	0-0-0		NEUTRAL		0-0-0		0-0-0		0-0-0				
17-5-0		0-3-0	1-0-0		NON-CONFERENCE		4-0-0		1-0-0		11-2-0				
3-1-0		0-0-0	0-0-0		HOME		1-0-0		1-0-0		1-1-0				
14-4-0		0-3-0	1-0-		AWAY		3-0-0		0-0-0		10-1-0				
0-0-0		0-0-0	0-0-0		NEUTRAL		0-0-0		0-0-0		0-0-0				
5-7-0		0-0-0	0-0-0		CONFERENCE		0-0-0		0-3-0		5-4-0				
3-3-0		0-0-0	0-0-0		HOME		0-0-0		0-0-0		3-3-0				
2-4-0		0-0-0	0-0-0		AWAY		0-0-0		0-3-0		2-1-0				
0-0-0		0-0-0	0-0-0		NEUTRAL		0-0-0		0-0-0		0-0-0				
RPI S	Opponent	Score		RPI S	Opponent	Score		RPI S	Opponent	Score		RPI S	Opponent	Score	
7 A	UC Santa Barbara	4	7	40 A	Bryant	9	8	72 H	UConn	4	3	134 H	Rhode Island	14	13
7 A	UC Santa Barbara	6	7					76 A	North Florida	3	2	145 A	Binghamton	1	12
7 A	UC Santa Barbara	1	2					76 A	North Florida	2	1	145 A	Binghamton	3	5
								76 A	North Florida	9	8	145 A	Binghamton	9	10
												158 H	Stony Brook	0	9
												158 H	Stony Brook	0	2
												158 H	Stony Brook	9	5
												163 A	UMass Lowell	6	0
												163 A	UMass Lowell	4	3
												163 A	UMass Lowell	5	6
												191 A	Radford	2	4
												191 A	Radford	12	0
												191 A	Radford	3	1
												193 A	Marist	5	3
												203 H	Albany (NY)	5	9
												203 H	Albany (NY)	7	6
												203 H	Albany (NY)	6	3
												204 A	Holy Cross	8	4
												207 A	Fairfield	6	3
												211 A	Manhattan	8	3
												216 A	Central Conn. St.	11	9
												221 H	Yale	15	8
												222 H	Quinnipiac	5	7
												257 A	Villanova	11	1
												257 A	Villanova	8	0
												257 A	Villanova	2	1
LAST 15 GAMES				134 H	Rhode Island	14	13	158 H	Stony Brook	9	5				
				145 A	Binghamton	9	10	158 H	Stony Brook	0	9				
				145 A	Binghamton	1	12	72 H	UConn	4	3				
				145 A	Binghamton	3	5								
				193 A	Marist	5	3								

Non-Div. I Games:

Hartford

222	H	Quinnipiac	5	7
158	H	Stony Brook	0	2

H
a
r
t
f
o
r
d

H
a
r
t
f
o
r
d

Average RPI Win:		151	WON-LOST RECORD		WINNING PCT. RANK		LAST 15 GAMES		STRENGTH OF SCHEDULE		OPP. STRENGTH OF SCHEDULE		TEAM RPI		ADJ RPI		CONF. RPI		ADJ CONF. RPI				
DIV. I ONLY			20-15-0		.57143 101		7-8-0		44		64		67		.54577 67		7		7				
DIV. I NON-CONF.			17-9-0		.65385 61		4-2-0		43		63		49		.55788 49		7		7				
TOTALS		RPI 1-25		RPI 26-50		W-L RECORDS		RPI 51-100		RPI 101-150		RPI 150+											
20-15-0		0-4-0		3-3-0		OVERALL		2-4-0		5-4-0		10-0-0											
15-5-0		0-2-0		0-0-0		HOME		1-0-0		4-3-0		10-0-0											
4-7-0		0-0-0		3-3-0		AWAY		1-4-0		0-0-0		0-0-0											
1-3-0		0-2-0		0-0-0		NEUTRAL		0-0-0		1-1-0		0-0-0											
17-9-0		0-4-0		2-1-0		NON-CONFERENCE		2-1-0		3-3-0		10-0-0											
13-4-0		0-2-0		0-0-0		HOME		1-0-0		2-2-0		10-0-0											
3-2-0		0-0-0		2-0-		AWAY		1-1-0		0-0-0		0-0-0											
1-3-0		0-2-0		0-0-0		NEUTRAL		0-0-0		1-1-0		0-0-0											
3-6-0		0-0-0		1-2-0		CONFERENCE		0-3-0		2-1-0		0-0-0											
2-1-0		0-0-0		0-0-0		HOME		0-0-0		2-1-0		0-0-0											
1-5-0		0-0-0		1-2-0		AWAY		0-3-0		0-0-0		0-0-0											
0-0-0		0-0-0		0-0-0		NEUTRAL		0-0-0		0-0-0		0-0-0											
RPI	S	Opponent		Score		RPI	S	Opponent		Score		RPI	S	Opponent		Score							
4	H	Texas A&M		2	7	31	A	East Carolina		1	5	52	A	Lamar		4	3	105	H	UCF	1	0	
10	N	Texas Tech		2	3	31	A	East Carolina		1	3	59	A	McNeese St.		1	4	105	H	UCF	4	3	
19	H	Rice		4	7	31	A	East Carolina		6	1	59	H	McNeese St.		14	1	105	H	UCF	1	2	
23	N	TCU		1	10	47	A	Alabama		3	2	72	A	UConn		2	9	108	N	Arkansas	3	12	
						47	A	Alabama		3	1	72	A	UConn		2	3	117	H	Baylor	11	2	
						47	A	Alabama		6	7	72	A	UConn		1	4	117	H	Baylor	2	4	
																		117	H	Baylor	10	4	
																		123	H	UTSA	2	3	
																		132	N	Texas	3	2	
																		172	H	Grand Canyon	5	0	
																		172	H	Grand Canyon	5	1	
																		172	H	Grand Canyon	3	1	
																		212	H	George Washington	5	0	
																		212	H	George Washington	5	2	
																		212	H	George Washington	14	0	
																		257	H	Villanova	10	3	
																		257	H	Villanova	13	1	
																		257	H	Villanova	4	0	
																		287	H	Texas Southern	7	1	
						LAST 15 GAMES																	
						72	A	UConn		2	9	59	A	McNeese St.		1	4						
						72	A	UConn		1	4	31	A	East Carolina		6	1						
						72	A	UConn		2	3	31	A	East Carolina		1	5						
						132	N	Texas		3	2												
						105	H	UCF		1	0												

Non-Div. I Games:

Houston

105 H UCF	4	3
105 H UCF	1	2

H
o
u
s
t
o
n

H
o
u
s
t
o
n

Average RPI Win:	189	WON-LOST RECORD	WINNING PCT. RANK	LAST 15 GAMES	STRENGTH OF SCHEDULE	OPP. STRENGTH OF SCHEDULE	TEAM RPI	ADJ RPI	CONF. RPI	ADJ CONF. RPI				
DIV. I ONLY		22-13-0	.62857	65	11-4-0	86	228	68	.54568	68	21	21		
DIV. I NON-CONF.		10-7-0	.58824	94	3-1-0	101	142	79	.53657	79	22	22		
<hr/>														
TOTALS	RPI 1-25	RPI 26-50		W-L RECORDS		RPI 51-100		RPI 101-150		RPI 150+				
22-13-0	0-1-0	0-0-0		OVERALL		4-8-0		4-2-0		14-2-0				
14-4-0	0-0-0	0-0-0		HOME		2-3-0		3-1-0		9-0-0				
8-9-0	0-1-0	0-0-0		AWAY		2-5-0		1-1-0		5-2-0				
0-0-0	0-0-0	0-0-0		NEUTRAL		0-0-0		0-0-0		0-0-0				
10-7-0	0-1-0	0-0-0		NON-CONFERENCE		2-4-0		4-2-0		4-0-0				
6-3-0	0-0-0	0-0-0		HOME		0-2-0		3-1-0		3-0-0				
4-4-0	0-1-0	0-0-		AWAY		2-2-0		1-1-0		1-0-0				
0-0-0	0-0-0	0-0-0		NEUTRAL		0-0-0		0-0-0		0-0-0				
12-6-0	0-0-0	0-0-0		CONFERENCE		2-4-0		0-0-0		10-2-0				
8-1-0	0-0-0	0-0-0		HOME		2-1-0		0-0-0		6-0-0				
4-5-0	0-0-0	0-0-0		AWAY		0-3-0		0-0-0		4-2-0				
0-0-0	0-0-0	0-0-0		NEUTRAL		0-0-0		0-0-0		0-0-0				
RPI	S	Opponent	Score		RPI	S	Opponent	Score		RPI	S	Opponent	Score	
22	A	Kentucky	2	3						58	H	Southeast Mo. St.	8	6
										116	A	Middle Tenn.	5	6
										128	A	Southern Ill.	16	10
										128	H	Southern Ill.	13	6
										133	H	Bradley	7	9
										133	H	Bradley	7	1
										133	H	Bradley	8	4
										198	A	Tennessee Tech	10	2
										198	A	Tennessee Tech	9	4
										198	A	Tennessee Tech	3	14
										210	A	Memphis	9	7
										224	A	Belmont	6	3
										224	A	Belmont	6	5
										224	A	Belmont	0	15
										227	H	Lipscomb	11	8
										232	H	Northern Ill.	14	1
										238	H	Murray St.	10	4
										238	H	Murray St.	6	2
										238	H	Murray St.	16	11
										272	H	Eastern Ill.	13	6
										272	H	Eastern Ill.	6	3
										272	H	Eastern Ill.	5	3
										288	H	Alcorn	12	0
LAST 15 GAMES														
227	H	Lipscomb	11	8	58	H	Southeast Mo. St.	6	1					
224	A	Belmont	6	3	116	A	Middle Tenn.	5	6					
224	A	Belmont	6	5	198	A	Tennessee Tech	9	4					
224	A	Belmont	0	15										
210	A	Memphis	9	7										

Non-Div. I Games:

Austin Peay

58 H Southeast Mo. St.	3	7
58 H Southeast Mo. St.	8	6

A
u
s
t
i
n
P
e
a
y

A
u
s
t
i
n
P
e
a
y

Average RPI Win:	155	WON-LOST RECORD	WINNING PCT. RANK	LAST 15 GAMES	STRENGTH OF SCHEDULE	OPP. STRENGTH OF SCHEDULE	TEAM RPI	ADJ RPI	CONF. RPI	ADJ CONF. RPI				
DIV. I ONLY		23-12-0	.65714	47	12-3-0	134	135	69	.54522	69	22	22		
DIV. I NON-CONF.		11-9-0	.55	123	2-1-0	28	27	35	.57022	35	21	21		
<hr/>														
TOTALS	RPI 1-25	RPI 26-50		W-L RECORDS		RPI 51-100		RPI 101-150		RPI 150+				
23-12-0	1-0-0	1-0-0		OVERALL		2-5-0		6-3-0		13-4-0				
15-3-0	0-0-0	0-0-0		HOME		0-0-0		4-1-0		11-2-0				
8-7-0	1-0-0	1-0-0		AWAY		2-3-0		2-2-0		2-2-0				
0-2-0	0-0-0	0-0-0		NEUTRAL		0-2-0		0-0-0		0-0-0				
<hr/>														
11-9-0	1-0-0	1-0-0		NON-CONFERENCE		2-5-0		6-3-0		1-1-0				
5-1-0	0-0-0	0-0-0		HOME		0-0-0		4-1-0		1-0-0				
6-6-0	1-0-0	1-0-		AWAY		2-3-0		2-2-0		0-1-0				
0-2-0	0-0-0	0-0-0		NEUTRAL		0-2-0		0-0-0		0-0-0				
<hr/>														
12-3-0	0-0-0	0-0-0		CONFERENCE		0-0-0		0-0-0		12-3-0				
10-2-0	0-0-0	0-0-0		HOME		0-0-0		0-0-0		10-2-0				
2-1-0	0-0-0	0-0-0		AWAY		0-0-0		0-0-0		2-1-0				
0-0-0	0-0-0	0-0-0		NEUTRAL		0-0-0		0-0-0		0-0-0				
<hr/>														
RPI	S	Opponent	Score		RPI	S	Opponent	Score		RPI	S	Opponent	Score	
17	A	Mississippi St.	3	1	26	A	Oklahoma St.	4	0	56	A	Dallas Baptist	1	6
										56	A	Dallas Baptist	12	7
										56	A	Dallas Baptist	7	4
										70	A	Jacksonville St.	3	8
										84	A	Missouri St.	0	5
										92	N	Indiana St.	2	3
										92	N	Indiana St.	5	9

Non-Div. I Games:

Oral Roberts

256 A Western Ill.	6	0
256 A Western Ill.	4	9

O
r
a
l
R
o
b
e
r
t
s

O
r
a
l
R
o
b
e
r
t
s

Average RPI Win:	157	WON-LOST RECORD	WINNING PCT. RANK	LAST 15 GAMES	STRENGTH OF SCHEDULE	OPP. STRENGTH OF SCHEDULE	TEAM RPI	ADJ RPI	CONF. RPI	ADJ CONF. RPI	
DIV. I ONLY	25-11-0	.69444	30	10-5-0	173	103	70	.54459	70	21	21
DIV. I NON-CONF.	12-9-0	.57143	108	5-3-0	92	44	89	.533	89	22	22

TOTALS	RPI 1-25	RPI 26-50		W-L RECORDS		RPI 51-100		RPI 101-150		RPI 150+	
25-11-0	0-0-0	0-0-0		OVERALL		10-4-0		2-2-0		13-5-0	
14-5-0	0-0-0	0-0-0		HOME		9-3-0		1-0-0		4-2-0	
11-6-0	0-0-0	0-0-0		AWAY		1-1-0		1-2-0		9-3-0	
0-0-0	0-0-0	0-0-0		NEUTRAL		0-0-0		0-0-0		0-0-0	
12-9-0	0-0-0	0-0-0		NON-CONFERENCE		7-4-0		2-2-0		3-3-0	
9-4-0	0-0-0	0-0-0		HOME		6-3-0		1-0-0		2-1-0	
3-5-0	0-0-0	0-0-		AWAY		1-1-0		1-2-0		1-2-0	
0-0-0	0-0-0	0-0-0		NEUTRAL		0-0-0		0-0-0		0-0-0	
13-2-0	0-0-0	0-0-0		CONFERENCE		3-0-0		0-0-0		10-2-0	
5-1-0	0-0-0	0-0-0		HOME		3-0-0		0-0-0		2-1-0	
8-1-0	0-0-0	0-0-0		AWAY		0-0-0		0-0-0		8-1-0	
0-0-0	0-0-0	0-0-0		NEUTRAL		0-0-0		0-0-0		0-0-0	
RPI	S	Opponent	Score	RPI	S	Opponent	Score	RPI	S	Opponent	Score
						68 H Austin Peay	25 12	128 A Southern Ill.		9	5
						68 H Austin Peay	8 5	128 A Southern Ill.		2	3
						68 H Austin Peay	6 1	128 A Southern Ill.		3	13
						69 H Oral Roberts	8 3	130 H UAB		11	10
						73 A Troy	8 7	157 H Alabama St.		7	1
						73 H Troy	0 10	157 H Alabama St.		5	8
						83 H Western Ky.	8 7	183 A Kennesaw St.		9	11
						83 H Western Ky.	5 4	183 A Kennesaw St.		2	3
						83 H Western Ky.	9 7	183 A Kennesaw St.		10	5
						85 H Valparaiso	4 14	183 H Kennesaw St.		10	2
						85 H Valparaiso	11 10	198 A Tennessee Tech		6	7
						85 H Valparaiso	9 3	198 A Tennessee Tech		15	14
						95 A Samford	7 10	198 A Tennessee Tech		9	3
						95 H Samford	6 7	234 A SIUE		9	6
								234 A SIUE		13	4
								234 A SIUE		9	7
								238 H Murray St.		5	6
								238 H Murray St.		22	7
								238 H Murray St.		11	4
								272 A Eastern Ill.		6	4
								272 A Eastern Ill.		4	3
								272 A Eastern Ill.		10	3

LAST 15 GAMES											
						183 H Kennesaw St.	10 2	238 H Murray St.		11	4
						198 A Tennessee Tech	15 14	130 H UAB		11	10
						198 A Tennessee Tech	6 7	128 A Southern Ill.		2	3
						198 A Tennessee Tech	9 3				
						73 A Troy	8 7				

Non-Div. I Games:

Jacksonville St.

238 H Murray St.	5	6
238 H Murray St.	22	7

J
a
c
k
s
o
n
v
i
l
l
e
s
t
.

J
a
c
k
s
o
n
v
i
l
l
e
s
t
.

Average RPI Win:		172	WON-LOST RECORD		WINNING PCT. RANK		LAST 15 GAMES		STRENGTH OF SCHEDULE		OPP. STRENGTH OF SCHEDULE		TEAM RPI		ADJ RPI		CONF. RPI		ADJ CONF. RPI				
DIV. I ONLY			19-14-0		.57576 98		7-8-0		117		74		71		.54348 71		2		2				
DIV. I NON-CONF.			14-3-0		.82353 13		4-1-0		287		262		110		.52239 110		1		1				
TOTALS		RPI 1-25		RPI 26-50		W-L RECORDS		RPI 51-100		RPI 101-150		RPI 150+											
19-14-0		2-5-0		3-6-0		OVERALL		1-1-0		1-0-0		12-2-0											
3-3-0		0-1-0		2-1-0		HOME		0-1-0		0-0-0		1-0-0											
5-9-0		2-4-0		1-5-0		AWAY		0-0-0		0-0-0		2-0-0											
11-2-0		0-0-0		0-0-0		NEUTRAL		1-0-0		1-0-0		9-2-0											
14-3-0		0-0-0		0-0-0		NON-CONFERENCE		1-1-0		1-0-0		12-2-0											
1-1-0		0-0-0		0-0-0		HOME		0-1-0		0-0-0		1-0-0											
2-0-0		0-0-0		0-0-		AWAY		0-0-0		0-0-0		2-0-0											
11-2-0		0-0-0		0-0-0		NEUTRAL		1-0-0		1-0-0		9-2-0											
5-11-0		2-5-0		3-6-0		CONFERENCE		0-0-0		0-0-0		0-0-0											
2-2-0		0-1-0		2-1-0		HOME		0-0-0		0-0-0		0-0-0											
3-9-0		2-4-0		1-5-0		AWAY		0-0-0		0-0-0		0-0-0											
0-0-0		0-0-0		0-0-0		NEUTRAL		0-0-0		0-0-0		0-0-0											
RPI	S	Opponent		Score		RPI	S	Opponent		Score		RPI	S	Opponent		Score							
8	A	North Carolina St.		2	3	35	A	Notre Dame		1	4	72	H	UConn		4	9	101	N	Ohio St.	6 2		
8	A	North Carolina St.		7	0	35	A	Notre Dame		1	4	92	N	Indiana St.		5	3	164	N	Northeastern	8 2		
8	A	North Carolina St.		1	0	35	A	Notre Dame		9	11							165	N	North Dakota St.	2 4		
9	H	Florida St.		0	3	39	A	Pittsburgh		4	5							232	N	Northern Ill.	17 0		
11	A	Clemson		2	3	39	A	Pittsburgh		6	4							232	N	Northern Ill.	2 1		
11	A	Clemson		1	6	39	A	Pittsburgh		0	5							232	N	Northern Ill.	5 1		
11	A	Clemson		2	6	46	H	Virginia		5	4							232	N	Northern Ill.	5 0		
						46	H	Virginia		0	3							233	A	Harvard	11 9		
						46	H	Virginia		3	2							250	N	Northwestern	6 3		
																		257	N	Villanova	11 10		
																		261	N	Central Mich.	9 3		
																		271	A	Massachusetts	11 5		
																		271	H	Massachusetts	2 1		
																		282	N	Butler	10 12		
																		291	N	Chicago St.	7 1		
						LAST 15 GAMES																	
						164	N	Northeastern		8	2	46	H	Virginia		3	2						
						35	A	Notre Dame		9	11	46	H	Virginia		0	3						
						35	A	Notre Dame		1	4	9	H	Florida St.		0	3						
						35	A	Notre Dame		1	4												
						271	H	Massachusetts		2	1												

Non-Div. I Games:

Boston College

233	A	Harvard	11	9
46	H	Virginia	5	4

B
o
s
t
o
n
C
o
l
l
e
g
e

B
o
s
t
o
n
C
o
l
l
e
g
e

Average RPI Win: 130		WON-LOST RECORD		WINNING PCT. RANK		LAST 15 GAMES		STRENGTH OF SCHEDULE		OPP. STRENGTH OF SCHEDULE		TEAM RPI		ADJ RPI		CONF. RPI		ADJ CONF. RPI	
DIV. I ONLY		20-16-0		.55556 113		9-5-0		105		94		72		.54334 72		7		7	
DIV. I NON-CONF.		15-13-0		.53571 129		4-2-0		134		124		84		.5349 84		7		7	
TOTALS		RPI 1-25		RPI 26-50		W-L RECORDS		RPI 51-100		RPI 101-150		RPI 150+							
20-16-0		0-3-0		1-0-0		OVERALL		7-2-0		6-8-0		6-3-0							
9-2-0		0-0-0		1-0-0		HOME		4-1-0		0-0-0		4-1-0							
7-14-0		0-3-0		0-0-0		AWAY		2-1-0		4-8-0		1-2-0							
4-0-0		0-0-0		0-0-0		NEUTRAL		1-0-0		2-0-0		1-0-0							
15-13-0		0-3-0		1-0-0		NON-CONFERENCE		3-1-0		5-6-0		6-3-0							
5-1-0		0-0-0		1-0-0		HOME		0-0-0		0-0-0		4-1-0							
6-12-0		0-3-0		0-0-		AWAY		2-1-0		3-6-0		1-2-0							
4-0-0		0-0-0		0-0-0		NEUTRAL		1-0-0		2-0-0		1-0-0							
5-3-0		0-0-0		0-0-0		CONFERENCE		4-1-0		1-2-0		0-0-0							
4-1-0		0-0-0		0-0-0		HOME		4-1-0		0-0-0		0-0-0							
1-2-0		0-0-0		0-0-0		AWAY		0-0-0		1-2-0		0-0-0							
0-0-0		0-0-0		0-0-0		NEUTRAL		0-0-0		0-0-0		0-0-0							
RPI	S	Opponent		Score		RPI	S	Opponent		Score		RPI	S	Opponent		Score			
7	A	UC Santa Barbara		3	5	40	H	Bryant		6	3	55	H	Tulane		5	14		
7	A	UC Santa Barbara		2	6							55	H	Tulane		9	4		
7	A	UC Santa Barbara		6	9							66	A	Hartford		3	4		
												67	H	Houston		4	1		
												67	H	Houston		9	2		
												67	H	Houston		3	2		
												68	A	Austin Peay		19	4		
												71	A	Boston College		9	4		
												84	N	Missouri St.		12	4		
														Southern California		5	4		
														CSUN		4	12		
														CSUN		1	2		
														Cincinnati		4	2		
														Cincinnati		2	3		
														Cincinnati		2	3		
														UTSA		9	6		
														UTSA		1	2		
														UTSA		5	6		
														Liberty		5	8		
														Liberty		4	5		
														Liberty		7	5		
														William & Mary		3	2		
														William & Mary		18	1		
														UMass Lowell		4	2		
														Fairfield		2	1		
														Central Conn. St.		4	8		
														Yale		8	2		
														Columbia		3	4		
														Columbia		4	3		
														Columbia		3	0		
														Massachusetts		5	9		
														Alcorn		25	3		
LAST 15 GAMES																			
						163	A	UMass Lowell		4	2	113	A	Cincinnati		4	2		
						271	A	Massachusetts		5	9	113	A	Cincinnati		2	3		
						67	H	Houston		9	2	113	A	Cincinnati		2	3		
						67	H	Houston		4	1								
						67	H	Houston		3	2								

Non-Div. I Games:

UConn

40	H	Bryant	6	3
207	H	Fairfield	2	1

U
C
o
n
n

U
C
o
n
n

Average RPI Win: 149		WON-LOST	WINNING	LAST 15	STRENGTH OF		OPP. STRENGTH	TEAM	ADJ		CONF.	ADJ CONF.
Average RPI Loss: 76		RECORD	PCT. RANK	GAMES	SCHEDULE		OF SCHEDULE	RPI	RPI		RPI	RPI
DIV. I ONLY		22-16-0	.57895	95	9-6-0		75	81	73		.5432	73
DIV. I NON-CONF.		14-9-0	.6087	81	4-3-0		30	95	53		.55572	53
TOTALS		RPI 1-25	RPI 26-50		W-L RECORDS		RPI 51-100		RPI 101-150		RPI 150+	
22-16-0		1-3-0	2-3-0		OVERALL		4-4-0		6-6-0		9-0-0	
14-5-0		1-2-0	2-2-0		HOME		1-1-0		1-0-0		9-0-0	
7-9-0		0-0-0	0-1-0		AWAY		3-2-0		4-6-0		0-0-0	
1-2-0		0-1-0	0-0-0		NEUTRAL		0-1-0		1-0-0		0-0-0	
14-9-0		0-1-0	2-3-0		NON-CONFERENCE		4-4-0		2-1-0		6-0-0	
10-3-0		0-0-0	2-2-0		HOME		1-1-0		1-0-0		6-0-0	
3-4-0		0-0-0	0-0-		AWAY		3-2-0		0-1-0		0-0-0	
1-2-0		0-1-0	0-0-0		NEUTRAL		0-1-0		1-0-0		0-0-0	
8-7-0		1-2-0	0-0-0		CONFERENCE		0-0-0		4-5-0		3-0-0	
4-2-0		1-2-0	0-0-0		HOME		0-0-0		0-0-0		3-0-0	
4-5-0		0-0-0	0-0-0		AWAY		0-0-0		4-5-0		0-0-0	
0-0-0		0-0-0	0-0-0		NEUTRAL		0-0-0		0-0-0		0-0-0	
RPI S	Opponent	Score	RPI S	Opponent	Score	RPI S	Opponent	Score	RPI S	Opponent	Score	
13 H	La.-Lafayette	2 4	47 A	Alabama	3 5	54 N	Michigan St.	0 3	110 N	Auburn	4 3	
13 H	La.-Lafayette	3 8	47 H	Alabama	1 2	63 A	Southeastern La.	5 1	114 A	Ga. Southern	2 1	
13 H	La.-Lafayette	4 1	49 H	New Orleans	9 4	63 A	Southeastern La.	2 7	114 A	Ga. Southern	8 4	
23 N	Southern Miss.	2 6	49 H	New Orleans	6 10	63 A	Southeastern La.	3 2	114 A	Ga. Southern	0 7	
			49 H	New Orleans	9 6	70 A	Jacksonville St.	10 0	124 A	Little Rock	9 10	
						70 H	Jacksonville St.	7 8	124 A	Little Rock	3 4	
						95 A	Samford	6 20	124 A	Little Rock	8 11	
						95 H	Samford	5 3	129 A	Arkansas St.	8 1	
									129 A	Arkansas St.	3 4	
									129 A	Arkansas St.	11 1	
									130 A	UAB	0 7	
									130 H	UAB	2 1	
									157 H	Alabama St.	8 0	
									240 H	Northern Ky.	4 2	
									240 H	Northern Ky.	6 1	
									240 H	Northern Ky.	10 3	
									240 H	Northern Ky.	5 0	
									246 H	Appalachian St.	3 2	
									246 H	Appalachian St.	9 7	
									246 H	Appalachian St.	4 3	
									298 H	Alabama A&M	8 0	
LAST 15 GAMES												
			47 A	Alabama	3 5	246 H	Appalachian St.	9 7				
			129 A	Arkansas St.	8 1	95 H	Samford	5 3				
			129 A	Arkansas St.	3 4	49 H	New Orleans	9 4				
			129 A	Arkansas St.	11 1							
			70 H	Jacksonville St.	7 8							

Non-Div. I Games:

Troy

246 H Appalachian St.	3	2
246 H Appalachian St.	4	3

T
r
o
y

T
r
o
y

Princeton

Princeton

153	A	St. John's (NY)	9	4
252	A	Brown	25	7

P
r
i
n
c
e
t
o
n

P
r
i
n
c
e
t
o
n

Average RPI Win: 178		WON-LOST RECORD		WINNING PCT. RANK		LAST 15 GAMES		STRENGTH OF SCHEDULE		OPP. STRENGTH OF SCHEDULE		TEAM RPI		ADJ RPI		CONF. RPI		ADJ CONF. RPI				
DIV. I ONLY		25-13-0		.65789 46		7-8-0		106		186		75		.54197 75		16		16				
DIV. I NON-CONF.		17-9-0		.65385 61		4-4-0		124		134		78		.53786 78		18		18				
TOTALS		RPI 1-25		RPI 26-50		W-L RECORDS		RPI 51-100		RPI 101-150		RPI 150+										
25-13-0		0-2-0		4-4-0		OVERALL		2-0-0		3-3-0		16-4-0										
18-6-0		0-1-0		2-1-0		HOME		2-0-0		2-1-0		12-3-0										
7-7-0		0-1-0		2-3-0		AWAY		0-0-0		1-2-0		4-1-0										
0-0-0		0-0-0		0-0-0		NEUTRAL		0-0-0		0-0-0		0-0-0										
17-9-0		0-2-0		4-4-0		NON-CONFERENCE		2-0-0		0-0-0		11-3-0										
14-4-0		0-1-0		2-1-0		HOME		2-0-0		0-0-0		10-2-0										
3-5-0		0-1-0		2-0-		AWAY		0-0-0		0-0-0		1-1-0										
0-0-0		0-0-0		0-0-0		NEUTRAL		0-0-0		0-0-0		0-0-0										
8-4-0		0-0-0		0-0-0		CONFERENCE		0-0-0		3-3-0		5-1-0										
4-2-0		0-0-0		0-0-0		HOME		0-0-0		2-1-0		2-1-0										
4-2-0		0-0-0		0-0-0		AWAY		0-0-0		1-2-0		3-0-0										
0-0-0		0-0-0		0-0-0		NEUTRAL		0-0-0		0-0-0		0-0-0										
RPI	S	Opponent		Score		RPI	S	Opponent		Score		RPI	S	Opponent		Score						
16	A	North Carolina		1	8	31	H	East Carolina		5	1	81	H	Wright St.		11	6	131	H	Longwood	2	1
25	H	UNCW		1	5	33	A	Maryland		4	3	81	H	Wright St.		5	4	131	H	Longwood	7	2
						33	A	Maryland		5	13							131	H	Longwood	3	4
						33	A	Maryland		7	2							142	A	Gardner-Webb	1	3
						43	A	Wake Forest		3	8							142	A	Gardner-Webb	5	2
						44	A	UNCG		5	13							142	A	Gardner-Webb	0	9
						44	H	UNCG		3	9							182	H	Winthrop	4	2
						44	H	UNCG		15	5							182	H	Winthrop	7	2
																		182	H	Winthrop	2	6
																		193	H	Marist	9	7
																		193	H	Marist	6	8
																		193	H	Marist	4	2
																		201	A	Elon	8	2
																		201	H	Elon	17	16
																		236	H	Rider	4	2
																		236	H	Rider	10	2
																		236	H	Rider	6	4
																		241	H	Dayton	10	9
																		241	H	Dayton	3	0
																		241	H	Dayton	1	5
																		260	A	N.C. Central	1	14
																		281	H	La Salle	4	0
																		281	H	La Salle	5	1
																		283	A	UNC Asheville	8	0
																		283	A	UNC Asheville	6	4
																		283	A	UNC Asheville	11	2
				LAST 15 GAMES																		
				31	H	East Carolina		5	1	131	H	Longwood		7	2	281	H	La Salle		4	0	
				201	H	Elon		17	16	131	H	Longwood		3	4	283	A	UNC Asheville		8	0	
				142	A	Gardner-Webb		5	2	16	A	North Carolina		1	8	283	A	UNC Asheville		6	4	
				142	A	Gardner-Webb		1	3							283	A	UNC Asheville		11	2	
				142	A	Gardner-Webb		0	9													

Non-Div. I Games:

High Point

25	H	UNCW	1	5
131	H	Longwood	2	1

H
i
g
h
P
o
i
n
t

H
i
g
h
P
o
i
n
t

[illegible]

Non-Div. I Games:

North Florida

180	A	South Fla.	7	5
82	A	Jacksonville	0	8

RPI	S	Opponent	Score	
289	H	Savannah St.	7	4

North Florida

N
o
r
t
h
F
l
o
r
i
d
a

N
o
r
t
h
F
l
o
r
i
d
a

V
C
U

VCU

139	A	William & Mary	12	5
284	H	Norfolk St.	4	2

RPI	S	Opponent	Score	
284	H	Norfolk St.	4	2

VCU

V
C
U

V
C
U

[illegible]

Non-Div. I Games:

Oregon

27 H California	4	3
27 H California	2	12

O
r
e
g
o
n

O
r
e
g
o
n

UCLA

Average RPI Win: 99		WON-LOST RECORD		WINNING PCT. RANK		LAST 15 GAMES		STRENGTH OF SCHEDULE		OPP. STRENGTH OF SCHEDULE		TEAM RPI		ADJ RPI		CONF. RPI		ADJ CONF. RPI	
DIV. I ONLY		16-18-0		.47059 167		5-10-0		20		17		79		.54082 79		3		3	
DIV. I NON-CONF.		9-9-0		.5 145		2-2-0		9		20		66		.54771 66		3		3	
TOTALS		RPI 1-25		RPI 26-50		W-L RECORDS		RPI 51-100		RPI 101-150		RPI 150+							
16-18-0		2-3-0		1-5-0		OVERALL		4-7-0		6-3-0		3-0-0							
10-8-0		2-2-0		0-0-0		HOME		1-4-0		4-2-0		3-0-0							
5-10-0		0-1-0		1-5-0		AWAY		3-3-0		1-1-0		0-0-0							
1-0-0		0-0-0		0-0-0		NEUTRAL		0-0-0		1-0-0		0-0-0							
9-9-0		2-3-0		0-0-0		NON-CONFERENCE		2-3-0		5-3-0		0-0-0							
6-6-0		2-2-0		0-0-0		HOME		0-2-0		4-2-0		0-0-0							
3-3-0		0-1-0		0-0-		AWAY		2-1-0		1-1-0		0-0-0							
0-0-0		0-0-0		0-0-0		NEUTRAL		0-0-0		0-0-0		0-0-0							
7-9-0		0-0-0		1-5-0		CONFERENCE		2-4-0		1-0-0		3-0-0							
4-2-0		0-0-0		0-0-0		HOME		1-2-0		0-0-0		3-0-0							
2-7-0		0-0-0		1-5-0		AWAY		1-2-0		0-0-0		0-0-0							
1-0-0		0-0-0		0-0-0		NEUTRAL		0-0-0		1-0-0		0-0-0							
RPI S	Opponent	Score		RPI S	Opponent	Score		RPI S	Opponent	Score		RPI S	Opponent	Score					
7 A	UC Santa Barbara	6	11	27 A	California	2	8	51 H	Cal St. Fullerton	7	14	102 N	Southern California	5	3				
16 H	North Carolina	6	5	27 A	California	1	9	57 A	Washington	7	8	104 A	CSUN	12	20				
16 H	North Carolina	0	4	27 A	California	3	5	57 A	Washington	1	0	104 H	CSUN	1	4				
16 H	North Carolina	5	14	50 A	Arizona	4	3	57 A	Washington	4	7	106 H	Loyola Marymount	6	5				
17 H	Mississippi St.	2	1	50 A	Arizona	1	6	61 H	Stanford	1	4	107 H	Oklahoma	4	2				
				50 A	Arizona	5	6	61 H	Stanford	2	8	112 A	Pepperdine	10	6				
								61 H	Stanford	6	5	132 H	Texas	5	4				
								64 H	Long Beach St.	1	10	132 H	Texas	5	7				
								94 A	Cal Poly	7	6	132 H	Texas	6	3				
								94 A	Cal Poly	19	0	169 H	Washington St.	6	5				
								94 A	Cal Poly	2	6	169 H	Washington St.	5	2				
												169 H	Washington St.	11	2				
				LAST 15 GAMES															
				112 A	Pepperdine	10	6	61 H	Stanford	1	4								
				57 A	Washington	4	7	104 H	CSUN	1	4								
				57 A	Washington	7	8	27 A	California	3	5								
				57 A	Washington	1	0												
				106 H	Loyola Marymount	6	5												

Non-Div. I Games:

UCLA

61 H Stanford	2	8
61 H Stanford	6	5

U
C
L
A

U
C
L
A

Average RPI Win:	152	WON-LOST	WINNING	LAST 15	STRENGTH OF	OPP. STRENGTH	TEAM	ADJ	CONF.	ADJ CONF.	
Average RPI Loss:	81	RECORD	PCT. RANK	GAMES	SCHEDULE	OF SCHEDULE	RPI	RPI	RPI	RPI	
DIV. I ONLY	23-14-0	.62162	70	8-7-0	154	64	80	.54027	80	6	6
DIV. I NON-CONF.	16-9-0	.64	69	3-2-0	93	29	43	.564	43	6	6
<hr/>											
TOTALS	RPI 1-25	RPI 26-50		W-L RECORDS		RPI 51-100		RPI 101-150		RPI 150+	
23-14-0	0-0-0	2-7-0		OVERALL		6-4-0		5-1-0		10-2-0	
13-4-0	0-0-0	1-0-0		HOME		2-1-0		4-1-0		6-2-0	
9-9-0	0-0-0	1-6-0		AWAY		3-3-0		1-0-0		4-0-0	
1-1-0	0-0-0	0-1-0		NEUTRAL		1-0-0		0-0-0		0-0-0	
<hr/>											
16-9-0	0-0-0	2-4-0		NON-CONFERENCE		4-3-0		5-1-0		5-1-0	
9-2-0	0-0-0	1-0-0		HOME		0-0-0		4-1-0		4-1-0	
6-6-0	0-0-0	1-0-		AWAY		3-3-0		1-0-0		1-0-0	
1-1-0	0-0-0	0-1-0		NEUTRAL		1-0-0		0-0-0		0-0-0	
<hr/>											
7-5-0	0-0-0	0-3-0		CONFERENCE		2-1-0		0-0-0		5-1-0	
4-2-0	0-0-0	0-0-0		HOME		2-1-0		0-0-0		2-1-0	
3-3-0	0-0-0	0-3-0		AWAY		0-0-0		0-0-0		3-0-0	
0-0-0	0-0-0	0-0-0		NEUTRAL		0-0-0		0-0-0		0-0-0	
<hr/>											
RPI	S	Opponent	Score	RPI	S	Opponent	Score	RPI	S	Opponent	Score
				28	A	Michigan	2 7	55	N	Tulane	11 5
				28	A	Michigan	1 6	64	A	Long Beach St.	0 1
				28	A	Michigan	6 10	64	A	Long Beach St.	1 3
				30	A	Col. of Charleston	4 0	64	A	Long Beach St.	9 2
				30	A	Col. of Charleston	5 13	92	A	Indiana St.	10 4
				30	A	Col. of Charleston	3 7	92	A	Indiana St.	11 4
				41	A	Creighton	3 4	93	A	San Diego	5 17
				41	H	Creighton	8 2	99	H	Illinois	9 7
				50	N	Arizona	10 11	99	H	Illinois	9 8
								99	H	Illinois	4 6
										200	A
										Omaha	11 6
										250	H
										Northwestern	3 11
										250	H
										Northwestern	8 7
										250	H
										Northwestern	3 2
										253	A
										Purdue	9 5
										253	A
										Purdue	9 8
										253	A
										Purdue	11 6
										273	H
										Northern Colo.	7 1
										273	H
										Northern Colo.	8 0
<hr/>											
LAST 15 GAMES											
				149	A	Kansas St.	5 1	250	H	Northwestern	3 2
				28	A	Michigan	1 6	200	A	Omaha	11 6
				28	A	Michigan	2 7	149	H	Kansas St.	2 4
				28	A	Michigan	6 10				
				41	A	Creighton	3 4				

Non-Div. I Games:

Nebraska

250 H Northwestern	3	11
250 H Northwestern	8	7

N
e
b
r
a
s
k
a

N
e
b
r
a
s
k
a

[illegible]

Non-Div. I Games:

Wright St.

113	N	Cincinnati	6	1
146	A	Milwaukee	9	2

W
r
i
g
h
t
s
t
.

W
r
i
g
h
t
s
t
.

Average RPI Win: 170		WON-LOST RECORD		WINNING PCT. RANK		LAST 15 GAMES		STRENGTH OF SCHEDULE		OPP. STRENGTH OF SCHEDULE		TEAM RPI		ADJ RPI		CONF. RPI		ADJ CONF. RPI					
DIV. I ONLY		22-14-0		.61111 74		8-7-0		129		122		82		.53758 82		18		18					
DIV. I NON-CONF.		18-11-0		.62069 75		4-5-0		181		94		100		.5282 100		17		17					
TOTALS		RPI 1-25		RPI 26-50		W-L RECORDS		RPI 51-100		RPI 101-150		RPI 150+											
22-14-0		1-2-0		2-4-0		OVERALL		4-3-0		2-0-0		13-5-0											
13-5-0		0-0-0		0-0-0		HOME		2-1-0		1-0-0		10-4-0											
9-9-0		1-2-0		2-4-0		AWAY		2-2-0		1-0-0		3-1-0											
0-0-0		0-0-0		0-0-0		NEUTRAL		0-0-0		0-0-0		0-0-0											
18-11-0		1-2-0		2-4-0		NON-CONFERENCE		2-1-0		2-0-0		11-4-0											
11-4-0		0-0-0		0-0-0		HOME		0-0-0		1-0-0		10-4-0											
7-7-0		1-2-0		2-0-		AWAY		2-1-0		1-0-0		1-0-0											
0-0-0		0-0-0		0-0-0		NEUTRAL		0-0-0		0-0-0		0-0-0											
4-3-0		0-0-0		0-0-0		CONFERENCE		2-2-0		0-0-0		2-1-0											
2-1-0		0-0-0		0-0-0		HOME		2-1-0		0-0-0		0-0-0											
2-2-0		0-0-0		0-0-0		AWAY		0-1-0		0-0-0		2-1-0											
0-0-0		0-0-0		0-0-0		NEUTRAL		0-0-0		0-0-0		0-0-0											
RPI	S	Opponent		Score		RPI	S	Opponent		Score		RPI	S	Opponent		Score							
1	A	Florida		2	7	31	A	East Carolina		3	6	76	A	North Florida		6	10	105	H	UCF	8	3	
1	A	Florida		1	3	31	A	East Carolina		8	6	76	H	North Florida		6	2	148	A	Florida A&M	8	5	
9	A	Florida St.		7	3	31	A	East Carolina		0	13	76	H	North Florida		4	7	162	H	FIU	2	3	
						41	A	Creighton		4	3	76	H	North Florida		8	0	162	H	FIU	10	5	
						41	A	Creighton		0	4	95	A	Samford		7	2	180	H	South Fla.	7	5	
						41	A	Creighton		1	2	95	A	Samford		5	8	214	A	Bethune-Cookman	4	3	
												95	A	Samford		9	2	225	H	Columbia	1	0	
																		225	H	Columbia	8	9	
																		225	H	Columbia	2	0	
																		225	H	Columbia	4	5	
																		227	A	Lipscomb	2	0	
																		227	A	Lipscomb	7	5	
																		227	A	Lipscomb	1	9	
																		228	H	Toledo	5	1	
																		228	H	Toledo	1	6	
																		228	H	Toledo	2	1	
																		249	H	Charleston So.	4	1	
																		296	H	Mt. St. Mary's	14	3	
																		296	H	Mt. St. Mary's	15	7	
																		296	H	Mt. St. Mary's	13	2	
LAST 15 GAMES																							
	1	A	Florida	1	3	76	H	North Florida		4	7												
	227	A	Lipscomb	1	9	1	A	Florida		2	7												
	227	A	Lipscomb	2	0	41	A	Creighton		1	2												
	227	A	Lipscomb	7	5																		
	148	A	Florida A&M	8	5																		

Non-Div. I Games:

Jacksonville

76 H North Florida	8	0
76 H North Florida	6	2

J
a
c
k
s
o
n
v
i
l
l
e

J
a
c
k
s
o
n
v
i
l
l
e

Average RPI Win: 139		WON-LOST RECORD		WINNING PCT. RANK		LAST 15 GAMES		STRENGTH OF SCHEDULE		OPP. STRENGTH OF SCHEDULE		TEAM RPI		ADJ RPI		CONF. RPI		ADJ CONF. RPI	
DIV. I ONLY		19-18-0		.51351 141		6-9-0		59		57		83		.53706 83		4		4	
DIV. I NON-CONF.		13-9-0		.59091 92		2-3-0		59		105		68		.54751 68		4		4	
TOTALS		RPI 1-25		RPI 26-50		W-L RECORDS		RPI 51-100		RPI 101-150		RPI 150+							
19-18-0		2-5-0		1-0-0		OVERALL		2-9-0		7-2-0		7-2-0							
11-6-0		0-1-0		0-0-0		HOME		1-3-0		4-0-0		6-2-0							
6-12-0		1-4-0		1-0-0		AWAY		1-6-0		2-2-0		1-0-0							
2-0-0		1-0-0		0-0-0		NEUTRAL		0-0-0		1-0-0		0-0-0							
13-9-0		2-2-0		1-0-0		NON-CONFERENCE		1-4-0		2-1-0		7-2-0							
7-4-0		0-1-0		0-0-0		HOME		0-1-0		1-0-0		6-2-0							
4-5-0		1-1-0		1-0-		AWAY		1-3-0		0-1-0		1-0-0							
2-0-0		1-0-0		0-0-0		NEUTRAL		0-0-0		1-0-0		0-0-0							
6-9-0		0-3-0		0-0-0		CONFERENCE		1-5-0		5-1-0		0-0-0							
4-2-0		0-0-0		0-0-0		HOME		1-2-0		3-0-0		0-0-0							
2-7-0		0-3-0		0-0-0		AWAY		0-3-0		2-1-0		0-0-0							
0-0-0		0-0-0		0-0-0		NEUTRAL		0-0-0		0-0-0		0-0-0							
RPI S	Opponent	Score		RPI S	Opponent	Score		RPI S	Opponent	Score		RPI S	Opponent	Score					
2 A	Louisville	2	14	36 A	Georgia	8	7	53 A	Old Dominion	2	4	113 N	Cincinnati	5	2				
2 H	Louisville	0	17					53 A	Old Dominion	8	12	116 H	Middle Tenn.	3	1				
19 A	Rice	2	3					53 A	Old Dominion	3	8	116 H	Middle Tenn.	10	4				
19 A	Rice	3	9					62 A	Tennessee	6	0	116 H	Middle Tenn.	2	1				
19 A	Rice	2	5					68 H	Austin Peay	2	16	121 A	Evansville	2	6				
21 N	South Ala.	11	10					70 A	Jacksonville St.	7	9	121 H	Evansville	6	5				
22 A	Kentucky	14	6					70 A	Jacksonville St.	7	8	130 A	UAB	2	1				
								70 A	Jacksonville St.	4	5	130 A	UAB	0	2				
								88 H	Louisiana Tech	6	3	130 A	UAB	6	5				
								88 H	Louisiana Tech	1	3	203 H	Albany (NY)	4	7				
								88 H	Louisiana Tech	9	12	203 H	Albany (NY)	12	2				
												203 H	Albany (NY)	5	3				
												224 A	Belmont	10	4				
												224 H	Belmont	3	2				
												227 H	Lipscomb	6	0				
												242 H	Youngstown St.	11	1				
												242 H	Youngstown St.	7	8				
												242 H	Youngstown St.	5	3				
LAST 15 GAMES																			
121 A	Evansville	2	6	88 H	Louisiana Tech	9	12												
224 H	Belmont	3	2	88 H	Louisiana Tech	6	3												
19 A	Rice	2	3	121 H	Evansville	6	5												
19 A	Rice	2	5																
19 A	Rice	3	9																

Non-Div. I Games:

Western Ky.

2	A	Louisville	2	14
88	H	Louisiana Tech	1	3

W
e
s
t
e
r
n
K
y
.

W
e
s
t
e
r
n
K
y
.

Average RPI Win: 179		WON-LOST	WINNING	LAST 15	STRENGTH OF	OPP. STRENGTH	TEAM	ADJ	CONF.	ADJ CONF.		
Average RPI Loss: 102		RECORD	PCT. RANK	GAMES	SCHEDULE	OF SCHEDULE	RPI	RPI	RPI	RPI		
DIV. I ONLY		27-8-0	.77143	10	9-6-0	272	37	84	.53692	84	12	12
DIV. I NON-CONF.		25-5-0	.83333	11	7-3-0	268	34	67	.54753	67	14	14
<hr/>												
TOTALS		RPI 1-25	RPI 26-50		W-L RECORDS	RPI 51-100		RPI 101-150		RPI 150+		
27-8-0		1-2-0	0-1-0		OVERALL	5-1-0		3-1-0		18-3-0		
17-3-0		1-2-0	0-1-0		HOME	4-0-0		2-0-0		10-0-0		
9-4-0		0-0-0	0-0-0		AWAY	1-0-0		1-1-0		7-3-0		
1-1-0		0-0-0	0-0-0		NEUTRAL	0-1-0		0-0-0		1-0-0		
25-5-0		1-2-0	0-1-0		NON-CONFERENCE	5-1-0		2-0-0		17-1-0		
17-3-0		1-2-0	0-1-0		HOME	4-0-0		2-0-0		10-0-0		
7-1-0		0-0-0	0-0-		AWAY	1-0-0		0-0-0		6-1-0		
1-1-0		0-0-0	0-0-0		NEUTRAL	0-1-0		0-0-0		1-0-0		
2-3-0		0-0-0	0-0-0		CONFERENCE	0-0-0		1-1-0		1-2-0		
0-0-0		0-0-0	0-0-0		HOME	0-0-0		0-0-0		0-0-0		
2-3-0		0-0-0	0-0-0		AWAY	0-0-0		1-1-0		1-2-0		
0-0-0		0-0-0	0-0-0		NEUTRAL	0-0-0		0-0-0		0-0-0		
RPI S	Opponent	Score		RPI S	Opponent	Score		RPI S	Opponent	Score		
20 H	Minnesota	5	4	26 H	Oklahoma St.	5	6	68 A	Austin Peay	11	4	
20 H	Minnesota	5	12					69 H	Oral Roberts	5	0	
20 H	Minnesota	5	7					72 N	UConn	4	12	
								91 H	Iowa	8	6	
								91 H	Iowa	4	1	
								91 H	Iowa	5	4	
		</										

Non-Div. I Games:

Missouri St.

133	A	Bradley	8	3
192	H	Kansas	18	11

M
i
s
s
o
u
r
i
s
t
.

M
i
s
s
o
u
r
i
s
t
.

Average RPI Win:	167	WON-LOST	WINNING	LAST 15	STRENGTH OF	OPP. STRENGTH	TEAM	ADJ	CONF.	ADJ CONF.		
Average RPI Loss:	80	RECORD	PCT. RANK	GAMES	SCHEDULE	OF SCHEDULE	RPI	RPI	RPI	RPI		
DIV. I ONLY		14-17-0	.45161	185	9-6-0	65	183	85	.53575	85	17	17
DIV. I NON-CONF.		7-13-0	.35	227	3-2-0	48	89	109	.52351	109	13	13
<hr/>												
TOTALS	RPI 1-25	RPI 26-50		W-L RECORDS		RPI 51-100		RPI 101-150		RPI 150+		
14-17-0	0-0-0	0-4-0		OVERALL		4-9-0		4-4-0		6-0-0		
2-3-0	0-0-0	0-0-0		HOME		1-2-0		0-1-0		1-0-0		
12-14-0	0-0-0	0-4-0		AWAY		3-7-0		4-3-0		5-0-0		
0-0-0	0-0-0	0-0-0		NEUTRAL		0-0-0		0-0-0		0-0-0		
<hr/>												
7-13-0	0-0-0	0-4-0		NON-CONFERENCE		3-7-0		1-2-0		3-0-0		
1-1-0	0-0-0	0-0-0		HOME		0-0-0		0-1-0		1-0-0		
6-12-0	0-0-0	0-0-		AWAY		3-7-0		1-1-0		2-0-0		
0-0-0	0-0-0	0-0-0		NEUTRAL		0-0-0		0-0-0		0-0-0		
<hr/>												
7-4-0	0-0-0	0-0-0		CONFERENCE		1-2-0		3-2-0		3-0-0		
1-2-0	0-0-0	0-0-0		HOME		1-2-0		0-0-0		0-0-0		
6-2-0	0-0-0	0-0-0		AWAY		0-0-0		3-2-0		3-0-0		
0-0-0	0-0-0	0-0-0		NEUTRAL		0-0-0		0-0-0		0-0-0		
<hr/>												
RPI S	Opponent	Score	RPI S	Opponent	Score	RPI S	Opponent	Score	RPI S	Opponent	Score	
			35 A	Notre Dame	1 3	56 A	Dallas Baptist	4 10	120 A	La.-Monroe	9 18	
			49 A	New Orleans	8 9	56 A	Dallas Baptist	2 9	120 A	La.-Monroe	9 6	
			49 A	New Orleans	0 9	56 A	Dallas Baptist	6 1	127 A	Oakland	3 5	
			49 A	New Orleans	3 5	56 A	Dallas Baptist	1 2	127 A	Oakland	11 0	
						70 A	Jacksonville St.	3 9	127 A	Oakland	10 4	
						70 A	Jacksonville St.	14 4	137 H	Ball St.	2 3	
						70 A	Jacksonville St.	10 11	146 A	Milwaukee	7 3	
						81 H	Wright St.	3 2	146 A	Milwaukee	5 6	
						81 H	Wright St.	3 7	240 A	Northern Ky.	16 1	
						81 H	Wright St.	6 9	240 A	Northern Ky.	6 4	
						88 A	Louisiana Tech	5 7	240 A	Northern Ky.	5 4	
						88 A	Louisiana Tech	2 7	251 H	Illinois St.	8 6	
						88 A	Louisiana Tech	8 3	263 A	Western Mich.	8 4	
									291 A	Chicago St.	10 6	
<hr/>												
LAST 15 GAMES												
			291 A	Chicago St.	10 6	146 A	Milwaukee	5 6				
			127 A	Oakland	3 5	146 A	Milwaukee	7 3				
			127 A	Oakland	11 0	137 H	Ball St.	2 3				
			127 A	Oakland	10 4							
			263 A	Western Mich.	8 4							

Non-Div. I Games:

Valparaiso

35	A	Notre Dame	1	3
251	H	Illinois St.	8	6

V
a
l
p
a
r
a
i
s
o

V
a
l
p
a
r
a
i
s
o

Average RPI Win:		161	WON-LOST RECORD		WINNING PCT. RANK		LAST 15 GAMES		STRENGTH OF SCHEDULE		OPP. STRENGTH OF SCHEDULE		TEAM RPI		ADJ RPI		CONF. RPI		ADJ CONF. RPI	
DIV. I ONLY			22-16-0		.57895 95		11-4-0		148		14		86		.53494 86		11		11	
DIV. I NON-CONF.			8-12-0		.4 206		2-3-0		88		3		136		.50688 136		10		10	
TOTALS		RPI 1-25		RPI 26-50		W-L RECORDS		RPI 51-100		RPI 101-150		RPI 150+								
22-16-0		0-8-0		3-3-0		OVERALL		0-0-0		6-4-0		13-1-0								
12-6-0		0-2-0		2-1-0		HOME		0-0-0		5-3-0		5-0-0								
10-10-0		0-6-0		1-2-0		AWAY		0-0-0		1-1-0		8-1-0								
0-0-0		0-0-0		0-0-0		NEUTRAL		0-0-0		0-0-0		0-0-0								
8-12-0		0-8-0		0-0-0		NON-CONFERENCE		0-0-0		4-3-0		4-1-0								
5-4-0		0-2-0		0-0-0		HOME		0-0-0		3-2-0		2-0-0								
3-8-0		0-6-0		0-0-		AWAY		0-0-0		1-1-0		2-1-0								
0-0-0		0-0-0		0-0-0		NEUTRAL		0-0-0		0-0-0		0-0-0								
14-4-0		0-0-0		3-3-0		CONFERENCE		0-0-0		2-1-0		9-0-0								
7-2-0		0-0-0		2-1-0		HOME		0-0-0		2-1-0		3-0-0								
7-2-0		0-0-0		1-2-0		AWAY		0-0-0		0-0-0		6-0-0								
0-0-0		0-0-0		0-0-0		NEUTRAL		0-0-0		0-0-0		0-0-0								
RPI	S	Opponent		Score		RPI	S	Opponent		Score		RPI	S	Opponent		Score				
10	A	Texas Tech		3	20	34	H	Northwestern St.		2	1	107	H	Oklahoma		4	3			
10	A	Texas Tech		6	8	34	H	Northwestern St.		5	7	107	H	Oklahoma		7	2			
10	H	Texas Tech		6	11	34	H	Northwestern St.		2	1	107	H	Oklahoma		4	3			
13	A	La.-Lafayette		2	6	49	A	New Orleans		6	7	117	A	Baylor		6	5			
13	A	La.-Lafayette		1	2	49	A	New Orleans		3	4	117	H	Baylor		1	5			
13	A	La.-Lafayette		3	13	49	A	New Orleans		8	4	123	H	UTSA		5	8			
19	A	Rice		3	5							125	H	SFA		7	3			
19	H	Rice		3	8							125	H	SFA		8	6			
												125	H	SFA		4	8			
												132	A	Texas		3	12			
												160	H	Central Ark.		2	0			
												160	H	Central Ark.		6	3			
												160	H	Central Ark.		9	7			
												161	H	Texas St.		8	6			
												175	A	Wichita St.		13	8			
												175	A	Wichita St.		0	2			
												175	A	Wichita St.		15	11			
												217	A	Nicholls St.		3	1			
												217	A	Nicholls St.		4	2			
												217	A	Nicholls St.		12	8			
												266	A	Incarnate Word		12	3			
												266	A	Incarnate Word		23	3			
												266	A	Incarnate Word		8	2			
												295	H	Prairie View		16	5			
						LAST 15 GAMES														
						117	A	Baylor		6	5	125	H	SFA		8	6			
						266	A	Incarnate Word		8	2	125	H	SFA		7	3			
						266	A	Incarnate Word		23	3	160	H	Central Ark.		9	7			
						266	A	Incarnate Word		12	3									
						10	A	Texas Tech		6	8									

Non-Div. I Games:

Sam Houston St.

10	A	Texas Tech	3	20
125	H	SFA	4	8

S
a
m
H
o
u
s
t
o
n
S
t
.

S
a
m
H
o
u
s
t
o
n
S
t
.

Average RPI Win:		187	WON-LOST RECORD		WINNING PCT. RANK		LAST 15 GAMES		STRENGTH OF SCHEDULE		OPP. STRENGTH OF SCHEDULE		TEAM RPI		ADJ RPI		CONF. RPI		ADJ CONF. RPI				
DIV. I ONLY			23-15-0		.60526 76		12-3-0		141		130		87		.53288 87		6 6						
DIV. I NON-CONF.			15-11-0		.57692 103		5-1-0		91		111		76		.54046 76		6 6						
TOTALS		RPI 1-25		RPI 26-50				W-L RECORDS				RPI 51-100				RPI 101-150				RPI 150+			
23-15-0		1-5-0		2-1-0				OVERALL				2-6-0				3-0-0				15-3-0			
13-3-0		0-0-0		1-0-0				HOME				1-2-0				3-0-0				8-1-0			
7-9-0		1-5-0		1-0-0				AWAY				1-3-0				0-0-0				4-1-0			
3-3-0		0-0-0		0-1-0				NEUTRAL				0-1-0				0-0-0				3-1-0			
15-11-0		1-5-0		2-1-0				NON-CONFERENCE				0-2-0				3-0-0				9-3-0			
9-1-0		0-0-0		1-0-0				HOME				0-0-0				3-0-0				5-1-0			
3-7-0		1-5-0		1-0-				AWAY				0-1-0				0-0-0				1-1-0			
3-3-0		0-0-0		0-1-0				NEUTRAL				0-1-0				0-0-0				3-1-0			
8-4-0		0-0-0		0-0-0				CONFERENCE				2-4-0				0-0-0				6-0-0			
4-2-0		0-0-0		0-0-0				HOME				1-2-0				0-0-0				3-0-0			
4-2-0		0-0-0		0-0-0				AWAY				1-2-0				0-0-0				3-0-0			
0-0-0		0-0-0		0-0-0				NEUTRAL				0-0-0				0-0-0				0-0-0			
RPI	S	Opponent		Score		RPI	S	Opponent		Score		RPI	S	Opponent		Score		RPI	S	Opponent		Score	
5	A	South Carolina		1	7	39	H	Pittsburgh		7	0	54	H	Michigan St.		7	6	109	H	West Virginia		5	4
5	A	South Carolina		5	16	40	N	Bryant		1	3	54	H	Michigan St.		2	5	134	H	Rhode Island		5	3
5	A	South Carolina		2	4	45	A	Duke		2	1	54	H	Michigan St.		0	7	145	H	Binghamton		5	2
25	A	UNCW		1	5							74	N	Princeton		2	6	181	N	Monmouth		1	3
25	A	UNCW		2	11							96	A	Kent St.		9	10	188	A	Richmond		5	6
25	A	UNCW		5	4							99	A	Illinois		1	6	196	H	Niagara		3	4
												99	A	Illinois		0	5	196	H	Niagara		16	4
												99	A	Illinois		5	3	196	H	Niagara		4	1
																		235	A	Lafayette		20	12
																		242	H	Youngstown St.		6	1
																		250	A	Northwestern		11	3
																		250	A	Northwestern		8	2
																		250	A	Northwestern		4	2
																		253	H	Purdue		7	2
																		253	H	Purdue		7	6
																		253	H	Purdue		3	1
																		254	H	Bucknell		8	1
																		254	H	Bucknell		9	5
																		255	N	Army West Point		5	4
																		255	N	Army West Point		11	0
																		258	N	NYIT		15	2
LAST 15 GAMES																							
						96	A	Kent St.		9	10	54	H	Michigan St.		2	5						
						254	H	Bucknell		9	5	54	H	Michigan St.		0	7						
						250	A	Northwestern		11	3	235	A	Lafayette		20	12						
						250	A	Northwestern		8	2												
						250	A	Northwestern		4	2												

Non-Div. I Games:

Penn St.

254	H	Bucknell	8	1
54	H	Michigan St.	7	6

P
e
n
n
S
t
.

P
e
n
n
S
t
.

Average RPI Win:	153	WON-LOST	WINNING	LAST 15	STRENGTH OF	OPP. STRENGTH	TEAM	ADJ	CONF.	ADJ CONF.	
Average RPI Loss:	101	RECORD	PCT. RANK	GAMES	SCHEDULE	OF SCHEDULE	RPI	RPI	RPI	RPI	
DIV. I ONLY	21-12-0	.63636	62	9-6-0	183	58	88	.53226	88	4	4
DIV. I NON-CONF.	13-5-0	.72222	37	3-1-0	168	103	63	.55113	63	4	4
<hr/>											
TOTALS	RPI 1-25	RPI 26-50		W-L RECORDS		RPI 51-100		RPI 101-150		RPI 150+	
21-12-0	1-1-0	0-1-0		OVERALL		5-5-0		6-3-0		9-2-0	
12-4-0	1-0-0	0-0-0		HOME		2-1-0		2-1-0		7-2-0	
7-8-0	0-1-0	0-1-0		AWAY		3-4-0		4-2-0		0-0-0	
2-0-0	0-0-0	0-0-0		NEUTRAL		0-0-0		0-0-0		2-0-0	
13-5-0	1-1-0	0-1-0		NON-CONFERENCE		2-2-0		5-1-0		5-0-0	
8-2-0	1-0-0	0-0-0		HOME		2-1-0		2-1-0		3-0-0	
3-3-0	0-1-0	0-0-		AWAY		0-1-0		3-0-0		0-0-0	
2-0-0	0-0-0	0-0-0		NEUTRAL		0-0-0		0-0-0		2-0-0	
8-7-0	0-0-0	0-0-0		CONFERENCE		3-3-0		1-2-0		4-2-0	
4-2-0	0-0-0	0-0-0		HOME		0-0-0		0-0-0		4-2-0	
4-5-0	0-0-0	0-0-0		AWAY		3-3-0		1-2-0		0-0-0	
0-0-0	0-0-0	0-0-0		NEUTRAL		0-0-0		0-0-0		0-0-0	
RPI S	Opponent	Score		RPI S	Opponent	Score		RPI S	Opponent	Score	
12 A	LSU	3	6	49 A	New Orleans	6	9	59 A	McNeese St.	1	3
13 H	La.-Lafayette	6	2					83 A	Western Ky.	3	1
								83 A	Western Ky.	12	9
								83 A	Western Ky.	3	6
								85 H	Valparaiso	7	5
								85 H	Valparaiso	3	8
								85 H	Valparaiso	7	2
								100 A	Marshall	4	10
								100 A	Marshall	4	7
								100 A	Marshall	10	6
								108 A	Arkansas	3	2
								120 A	La.-Monroe	7	1
								124 A	Little Rock	7	4
								126 H	UT Arlington	12	8
								126 H	UT Arlington	8	3
								126 H	UT Arlington	4	5
								130 A	UAB	5	4
								130 A	UAB	0	7
								130 A	UAB	8	10
								162 H	FIU	5	0
								162 H	FIU	6	1
								162 H	FIU	0	1
								174 H	Charlotte	5	2
								174 H	Charlotte	4	7
								174 H	Charlotte	3	2
								237 H	Grambling	10	2
								237 H	Grambling	7	3
								288 H	Alcorn	15	4
								295 N	Prairie View	7	0
								297 N	Southern U.	15	0
				LAST 15 GAMES							
				237 H	Grambling	7	3	83 A	Western Ky.	3	6
				162 H	FIU	5	0	124 A	Little Rock	7	4
				162 H	FIU	6	1	100 A	Marshall	4	10
				162 H	FIU	0	1				
				59 A	McNeese St.	1	3				

Non-Div. I Games:

Louisiana Tech

83 A Western Ky.	3	1
83 A Western Ky.	12	9

L
o
u
i
s
i
a
n
a
T
e
c
h

L
o
u
i
s
i
a
n
a
T
e
c
h

**F
G
C
U**

FGCU

166 H Stetson	3	5
166 H Stetson	4	2

F
G
C
U

F
G
C
U

Average RPI Win: 172		WON-LOST	WINNING	LAST 15	STRENGTH OF		OPP. STRENGTH	TEAM	ADJ	CONF.	ADJ CONF.
Average RPI Loss: 105		RECORD	PCT. RANK	GAMES	SCHEDULE		OF SCHEDULE	RPI	RPI	RPI	RPI
DIV. I ONLY		20-16-0	.55556	113	11-4-0		99	121	90	.53039	90
DIV. I NON-CONF.		10-14-0	.41667	199	1-3-0		110	65	154	.49904	154
TOTALS		RPI 1-25	RPI 26-50		W-L RECORDS		RPI 51-100		RPI 101-150		RPI 150+
20-16-0		0-4-0	0-3-0		OVERALL		2-1-0		9-4-0		9-4-0
10-6-0		0-1-0	0-0-0		HOME		2-1-0		2-2-0		6-2-0
10-8-0		0-3-0	0-3-0		AWAY		0-0-0		7-2-0		3-0-0
0-2-0		0-0-0	0-0-0		NEUTRAL		0-0-0		0-0-0		0-2-0
10-14-0		0-4-0	0-3-0		NON-CONFERENCE		0-0-0		6-4-0		4-3-0
6-4-0		0-1-0	0-0-0		HOME		0-0-0		2-2-0		4-1-0
4-8-0		0-3-0	0-0-0		AWAY		0-0-0		4-2-0		0-0-0
0-2-0		0-0-0	0-0-0		NEUTRAL		0-0-0		0-0-0		0-2-0
10-2-0		0-0-0	0-0-0		CONFERENCE		2-1-0		3-0-0		5-1-0
4-2-0		0-0-0	0-0-0		HOME		2-1-0		0-0-0		2-1-0
6-0-0		0-0-0	0-0-0		AWAY		0-0-0		3-0-0		3-0-0
0-0-0		0-0-0	0-0-0		NEUTRAL		0-0-0		0-0-0		0-0-0
RPI S	Opponent	Score	RPI S	Opponent	Score	RPI S	Opponent	Score	RPI S	Opponent	Score
11 A	Clemson	6 7	29 A	Georgia Tech	4 5	95 H	Samford	10 5	120 H	La.-Monroe	10 16
11 H	Clemson	8 10	29 A	Georgia Tech	3 4	95 H	Samford	6 5	120 H	La.-Monroe	15 7
16 A	North Carolina	2 10	29 A	Georgia Tech	3 14	95 H	Samford	7 13	120 H	La.-Monroe	6 11
25 A	UNCW	2 15							141 A	Wofford	9 1
									141 A	Wofford	12 3
									141 A	Wofford	14 4
									142 H	Gardner-Webb	16 14
									144 A	Indiana	2 3
									144 A	Indiana	4 1
									144 A	Indiana	1 9
									149 A	Kansas St.	6 2
									149 A	Kansas St.	7 5
									149 A	Kansas St.	10 2
									153 N	St. John's (NY)	3 14
									176 H	Presbyterian	10 9
									188 N	Richmond	1 3
									195 H	Virginia Tech	14 10
									196 H	Niagara	17 4
									196 H	Niagara	10 2
									218 A	VMI	7 1
									218 A	VMI	14 11
									218 A	VMI	21 7
									275 H	ETSU	12 11
									275 H	ETSU	15 9
									275 H	ETSU	8 14
									283 H	UNC Asheville	0 8
			LAST 15 GAMES								
			195 H	Virginia Tech	14 10	218 A	VMI	21 7			
			283 H	UNC Asheville	0 8	218 A	VMI	7 1			
			95 H	Samford	6 5	141 A	Wofford	12 3			
			95 H	Samford	7 13						
			95 H	Samford	10 5						

Non-Div. I Games:

Western Caro.

11	A	Clemson	6	7
218	A	VMI	14	11

W
e
s
t
e
r
n
C
a
r
o
.

W
e
s
t
e
r
n
C
a
r
o
.

Average RPI Win: 144		WON-LOST RECORD		WINNING PCT. RANK		LAST 15 GAMES		STRENGTH OF SCHEDULE		OPP. STRENGTH OF SCHEDULE		TEAM RPI		ADJ RPI		CONF. RPI		ADJ CONF. RPI	
DIV. I ONLY		15-17-0		.46875 172		9-6-0		35		171		91		.52847 91		6		6	
DIV. I NON-CONF.		9-11-0		.45 179		4-0-0		50		250		121		.51573 121		6		6	
TOTALS		RPI 1-25		RPI 26-50		W-L RECORDS		RPI 51-100		RPI 101-150		RPI 150+							
15-17-0		1-2-0		2-1-0		OVERALL		2-8-0		4-5-0		6-1-0							
9-2-0		0-0-0		2-1-0		HOME		2-1-0		2-0-0		3-0-0							
3-12-0		1-2-0		0-0-0		AWAY		0-6-0		2-4-0		0-0-0							
3-3-0		0-0-0		0-0-0		NEUTRAL		0-1-0		0-1-0		3-1-0							
9-11-0		0-0-0		0-0-0		NON-CONFERENCE		0-7-0		3-3-0		6-1-0							
5-0-0		0-0-0		0-0-0		HOME		0-0-0		2-0-0		3-0-0							
1-8-0		0-0-0		0-0-		AWAY		0-6-0		1-2-0		0-0-0							
3-3-0		0-0-0		0-0-0		NEUTRAL		0-1-0		0-1-0		3-1-0							
6-6-0		1-2-0		2-1-0		CONFERENCE		2-1-0		1-2-0		0-0-0							
4-2-0		0-0-0		2-1-0		HOME		2-1-0		0-0-0		0-0-0							
2-4-0		1-2-0		0-0-0		AWAY		0-0-0		1-2-0		0-0-0							
0-0-0		0-0-0		0-0-0		NEUTRAL		0-0-0		0-0-0		0-0-0							
RPI S	Opponent		Score		RPI S	Opponent		Score		RPI S	Opponent		Score		RPI S	Opponent		Score	
20 A	Minnesota		1 4		33 H	Maryland		8 1		56 A	Dallas Baptist		1 5		119 N	Seton Hall		1 7	
20 A	Minnesota		3 6		33 H	Maryland		1 4		56 A	Dallas Baptist		3 7		128 A	Southern Ill.		1 2	
20 A	Minnesota		6 3		33 H	Maryland		4 1		56 A	Dallas Baptist		1 4		128 A	Southern Ill.		7 5	
										84 A	Missouri St.		1 4		128 A	Southern Ill.		1 6	
										84 A	Missouri St.		6 8		133 H	Bradley		7 6	
										84 A	Missouri St.		4 5		144 A	Indiana		1 7	
										92 N	Indiana St.		3 11		144 A	Indiana		2 8	
										99 H	Illinois		4 10		144 A	Indiana		6 5	
										99 H	Illinois		4 3		146 H	Milwaukee		9 1	
										99 H	Illinois		4 3		155 H	Air Force		9 7	
															155 H	Air Force		22 2	
															200 N	Omaha		2 3	
															205 N	Dartmouth		4 1	
															232 H	Northern Ill.		12 3	
															289 N	Savannah St.		14 4	
															291 N	Chicago St.		15 3	
				LAST 15 GAMES															
				144 A	Indiana		6 5		99 H	Illinois		4 3							
				144 A	Indiana		2 8		146 H	Milwaukee		9 1							
				144 A	Indiana		1 7		20 A	Minnesota		3 6							
				155 H	Air Force		22 2												
				155 H	Air Force		9 7												

Non-Div. I Games: Point U. 7 1 Northwestern (IA) 28 0

Iowa

99 H Illinois	4	3
99 H Illinois	4	10

I
o
w
a

I
o
w
a

Average RPI Win:		177	WON-LOST RECORD		WINNING PCT. RANK	LAST 15 GAMES	STRENGTH OF SCHEDULE		OPP. STRENGTH OF SCHEDULE	TEAM RPI	ADJ RPI	CONF. RPI	ADJ CONF. RPI						
DIV. I ONLY			24-13-0		.64865	51	11-4-0		191	139	92	.52819	92	12	12				
DIV. I NON-CONF.			20-11-0		.64516	68	7-2-0		192	131	91	.53191	91	14	14				
TOTALS		RPI 1-25		RPI 26-50		W-L RECORDS		RPI 51-100		RPI 101-150		RPI 150+							
24-13-0		1-1-0		1-2-0		OVERALL		4-3-0		5-4-0		13-3-0							
8-5-0		0-0-0		0-0-0		HOME		1-2-0		0-1-0		7-2-0							
9-6-0		1-1-0		1-2-0		AWAY		0-0-0		4-3-0		3-0-0							
7-2-0		0-0-0		0-0-0		NEUTRAL		3-1-0		1-0-0		3-1-0							
20-11-0		1-1-0		1-2-0		NON-CONFERENCE		4-3-0		3-3-0		11-2-0							
6-4-0		0-0-0		0-0-0		HOME		1-2-0		0-1-0		5-1-0							
7-5-0		1-1-0		1-0-		AWAY		0-0-0		2-2-0		3-0-0							
7-2-0		0-0-0		0-0-0		NEUTRAL		3-1-0		1-0-0		3-1-0							
4-2-0		0-0-0		0-0-0		CONFERENCE		0-0-0		2-1-0		2-1-0							
2-1-0		0-0-0		0-0-0		HOME		0-0-0		0-0-0		2-1-0							
2-1-0		0-0-0		0-0-0		AWAY		0-0-0		2-1-0		0-0-0							
0-0-0		0-0-0		0-0-0		NEUTRAL		0-0-0		0-0-0		0-0-0							
RPI	S	Opponent		Score		RPI	S	Opponent		Score		RPI	S	Opponent		Score			
8	A	North Carolina St.		11	7	26	A	Oklahoma St.		0	1	69	N	Oral Roberts		9	5		
8	A	North Carolina St.		3	8	26	A	Oklahoma St.		2	0	69	N	Oral Roberts		3	2		
						26	A	Oklahoma St.		2	9	71	N	Boston College		3	5		
												80	H	Nebraska		4	10		
												80	H	Nebraska		4	11		
												91	N	Iowa		11	3		
												99	H	Illinois		5	4		
															124	A	Little Rock	7	2
															124	A	Little Rock	5	6
															128	A	Southern Ill.	5	1
															128	A	Southern Ill.	3	0
															128	A	Southern Ill.	6	7
															134	N	Rhode Island	8	2
															144	A	Indiana	5	1
															144	A	Indiana	3	5
															144	H	Indiana	5	7
															177	N	Davidson	7	1
															184	A	Campbell	4	1
															205	N	Dartmouth	3	0
															251	H	Illinois St.	1	5
															251	H	Illinois St.	6	5
															251	H	Illinois St.	3	2
															253	A	Purdue	22	4
															253	H	Purdue	4	1
															257	N	Villanova	5	6
															262	H	Siena	2	3
															262	H	Siena	12	3
															262	H	Siena	10	3
															282	A	Butler	6	1
															282	H	Butler	7	2
															282	H	Butler	13	9
															291	N	Chicago St.	14	5
				LAST 15 GAMES															
				253	A	Purdue	22	4		253	H	Purdue	4	1					
				251	H	Illinois St.	3	2		282	A	Butler	6	1					
				251	H	Illinois St.	6	5		282	H	Butler	7	2					
				251	H	Illinois St.	1	5											
				128	A	Southern Ill.	5	1											

Non-Div. I Games:

Indiana St.

128 A Southern Ill.	3	0
128 A Southern Ill.	6	7

I
n
d
i
a
n
a
S
t
.

I
n
d
i
a
n
a
S
t
.

S
a
n
D
i
e
g
o

San Diego

150	H	UNLV	13	7
32	A	BYU	13	7

S
a
n
D
i
e
g
o

S
a
n
D
i
e
g
o

51 H Cal St. Fullerton	6	3
51 H Cal St. Fullerton	1	0

C
a
l
P
o
l
y

C
a
l
P
o
l
y

Average RPI Win:		146	WON-LOST RECORD		WINNING PCT. RANK		LAST 15 GAMES		STRENGTH OF SCHEDULE		OPP. STRENGTH OF SCHEDULE		TEAM RPI		ADJ RPI		CONF. RPI		ADJ CONF. RPI	
DIV. I ONLY			21-17-0		.55263 117		9-6-0		80		128		95		.52592 95		15		15	
DIV. I NON-CONF.			15-11-0		.57692 103		3-2-0		70		168		97		.52869 97		16		16	
TOTALS		RPI 1-25		RPI 26-50		W-L RECORDS		RPI 51-100		RPI 101-150		RPI 150+								
21-17-0		1-2-0		1-3-0		OVERALL		7-6-0		4-3-0		8-3-0								
15-8-0		0-0-0		1-3-0		HOME		5-3-0		3-1-0		6-1-0								
6-9-0		1-2-0		0-0-0		AWAY		2-3-0		1-2-0		2-2-0								
0-0-0		0-0-0		0-0-0		NEUTRAL		0-0-0		0-0-0		0-0-0								
15-11-0		1-2-0		1-3-0		NON-CONFERENCE		4-3-0		2-2-0		7-1-0								
11-6-0		0-0-0		1-3-0		HOME		3-2-0		1-0-0		6-1-0								
4-5-0		1-2-0		0-0-		AWAY		1-1-0		1-2-0		1-0-0								
0-0-0		0-0-0		0-0-0		NEUTRAL		0-0-0		0-0-0		0-0-0								
6-6-0		0-0-0		0-0-0		CONFERENCE		3-3-0		2-1-0		1-2-0								
4-2-0		0-0-0		0-0-0		HOME		2-1-0		2-1-0		0-0-0								
2-4-0		0-0-0		0-0-0		AWAY		1-2-0		0-0-0		1-2-0								
0-0-0		0-0-0		0-0-0		NEUTRAL		0-0-0		0-0-0		0-0-0								
RPI	S	Opponent		Score		RPI	S	Opponent		Score		RPI	S	Opponent		Score				
23	A	Southern Miss.		2	8	32	H	BYU		1	7	70	A	Jacksonville St.		7	6			
23	A	Southern Miss.		10	8	32	H	BYU		4	6	70	H	Jacksonville St.		10	7			
23	A	Southern Miss.		3	6	32	H	BYU		3	4	73	A	Troy		3	5			
						32	H	BYU		10	5	73	H	Troy		20	6			
												82	H	Jacksonville		2	7			
												82	H	Jacksonville		2	9			
												82	H	Jacksonville		8	5			
												90	A	Western Caro.		13	7			
												90	A	Western Caro.		5	6			
												90	A	Western Caro.		5	10			
												97	H	Mercer		3	1			
												97	H	Mercer		3	5			
												97	H	Mercer		11	5			
														282 H Butler		12	2			
														282 H Butler		16	1			
														282 H Butler		14	1			
														282 H Butler		4	3			
														298 H Alabama A&M		5	7			
														298 H Alabama A&M		18	6			
						LAST 15 GAMES														
						298	H	Alabama A&M		18	6	141	H	Wofford		11	3			
						298	H	Alabama A&M		5	7	141	H	Wofford		3	4			
						90	A	Western Caro.		5	6	73	A	Troy		3	5			
						90	A	Western Caro.		13	7									
						90	A	Western Caro.		5	10									

Non-Div. I Games:

Samford

157	H	Alabama St.	13	3
141	H	Wofford	6	0

S
a
m
f
o
r
d

S
a
m
f
o
r
d

Average RPI Win: 183		WON-LOST	WINNING	LAST 15	STRENGTH OF		OPP. STRENGTH	TEAM	ADJ		CONF.	ADJ CONF.
Average RPI Loss: 126		RECORD	PCT. RANK	GAMES	SCHEDULE		OF SCHEDULE	RPI	RPI		RPI	RPI
DIV. I ONLY		26-10-0	.72222	22	10-4-0		271	91	96		.52572	96
DIV. I NON-CONF.		16-7-0	.69565	45	3-2-0		157	52	48		.55947	48
TOTALS		RPI 1-25	RPI 26-50		W-L RECORDS		RPI 51-100		RPI 101-150		RPI 150+	
26-10-0		0-1-0	0-3-0		OVERALL		1-1-0		7-1-0		18-4-0	
7-4-0		0-0-0	0-1-0		HOME		1-0-0		1-0-0		5-3-0	
14-3-0		0-0-0	0-1-0		AWAY		0-0-0		3-1-0		11-1-0	
5-3-0		0-1-0	0-1-0		NEUTRAL		0-1-0		3-0-0		2-0-0	
16-7-0		0-1-0	0-3-0		NON-CONFERENCE		1-1-0		6-1-0		9-1-0	
3-2-0		0-0-0	0-1-0		HOME		1-0-0		1-0-0		1-1-0	
9-2-0		0-0-0	0-0-		AWAY		0-0-0		3-1-0		6-0-0	
4-3-0		0-1-0	0-1-0		NEUTRAL		0-1-0		2-0-0		2-0-0	
10-3-0		0-0-0	0-0-0		CONFERENCE		0-0-0		1-0-0		9-3-0	
4-2-0		0-0-0	0-0-0		HOME		0-0-0		0-0-0		4-2-0	
5-1-0		0-0-0	0-0-0		AWAY		0-0-0		0-0-0		5-1-0	
1-0-0		0-0-0	0-0-0		NEUTRAL		0-0-0		1-0-0		0-0-0	
RPI S	Opponent	Score	RPI S	Opponent	Score	RPI S	Opponent	Score	RPI S	Opponent	Score	
8 N	North Carolina St.	5 7	39 A	Pittsburgh	5 13	53 N	Old Dominion	0 2	101 H	Ohio St.	8 3	
			39 H	Pittsburgh	4 9	87 H	Penn St.	10 9	121 N	Evansville	6 3	
			46 N	Virginia	6 8				136 A	Liberty	6 5	
									136 A	Liberty	8 1	
									136 A	Liberty	2 4	
									136 A	Liberty	2 0	
									137 N	Ball St.	8 3	
									146 N	Milwaukee	7 6	
									168 A	Eastern Mich.	4 2	
									168 A	Eastern Mich.	7 3	
									168 A	Eastern Mich.	13 3	
									174 A	Charlotte	11 3	
									174 A	Charlotte	11 6	
									174 A	Charlotte	4 3	
									190 H	Canisius	4 5	
									191 A	Radford	8 3	
									191 A	Radford	7 6	
									191 A	Radford	6 0	
									212 N	George Washington	7 4	
									212 N	George Washington	6 4	
									228 H	Toledo	3 0	
									228 H	Toledo	1 4	
									228 H	Toledo	2 1	
									242 H	Youngstown St.	5 2	
									261 A	Central Mich.	17 5	
									261 A	Central Mich.	5 2	
									261 A	Central Mich.	10 13	
LAST 15 GAMES			LAST 15 GAMES			LAST 15 GAMES			LAST 15 GAMES			
			87 H	Penn St.	10 9				228 H	Toledo	3 0	
			168 A	Eastern Mich.	7 3				190 H	Canisius	4 5	
			168 A	Eastern Mich.	4 2				101 H	Ohio St.	8 3	
			168 A	Eastern Mich.	13 3							
			242 H	Youngstown St.	5 2							

Non-Div. I Games: Lake Erie 9 1

Kent St.

Kent St.

228 H Toledo	1	4
228 H Toledo	2	1

Through Games Of April 20, 2016

RPI	S	Opponent	Score	
263	H	Western Mich.	4	5
263	H	Western Mich.	9	7
263	H	Western Mich.	13	2

Kent St.

K
e
n
t
s
t
.

K
e
n
t
s
t
.

M
e
r
c
e
r

Mercer

275 A ETSU	9	8
275 A ETSU	12	9

M
e
r
c
e
r

M
e
r
c
e
r

[illegible]

Non-Div. I Games:

Morehead St.

Morehead St.

101	A	Ohio St.	0	1
179	A	Xavier	3	2

Through Games Of April 20, 2016

RPI	S	Opponent	Score	
277	H	UT Martin	4	6
277	H	UT Martin	26	7

Morehead St.

M
o
r
e
h
e
a
d
s
t
.

M
o
r
e
h
e
a
d
s
t
.

Average RPI Win: 187		WON-LOST	WINNING	LAST 15	STRENGTH OF		OPP. STRENGTH	TEAM	ADJ		CONF.	ADJ CONF.
Average RPI Loss: 83		RECORD	PCT. RANK	GAMES	SCHEDULE		OF SCHEDULE	RPI	RPI		RPI	RPI
DIV. I ONLY		18-16-0	.52941	126	9-6-0		146	114	99		6	6
DIV. I NON-CONF.		14-11-0	.56	115	6-1-0		200	119	115		6	6
TOTALS		RPI 1-25	RPI 26-50		W-L RECORDS		RPI 51-100		RPI 101-150		RPI 150+	
18-16-0		0-2-0	0-2-0		OVERALL		7-9-0		0-2-0		11-1-0	
7-1-0		0-0-0	0-0-0		HOME		2-1-0		0-0-0		5-0-0	
7-12-0		0-2-0	0-0-0		AWAY		5-8-0		0-2-0		2-0-0	
4-3-0		0-0-0	0-2-0		NEUTRAL		0-0-0		0-0-0		4-1-0	
14-11-0		0-2-0	0-2-0		NON-CONFERENCE		3-4-0		0-2-0		11-1-0	
5-0-0		0-0-0	0-0-0		HOME		0-0-0		0-0-0		5-0-0	
5-8-0		0-2-0	0-0-		AWAY		3-4-0		0-2-0		2-0-0	
4-3-0		0-0-0	0-2-0		NEUTRAL		0-0-0		0-0-0		4-1-0	
4-5-0		0-0-0	0-0-0		CONFERENCE		4-5-0		0-0-0		0-0-0	
2-1-0		0-0-0	0-0-0		HOME		2-1-0		0-0-0		0-0-0	
2-4-0		0-0-0	0-0-0		AWAY		2-4-0		0-0-0		0-0-0	
0-0-0		0-0-0	0-0-0		NEUTRAL		0-0-0		0-0-0		0-0-0	
RPI S	Opponent	Score	RPI S	Opponent	Score	RPI S	Opponent	Score	RPI S	Opponent	Score	
15 A	Coastal Caro.	4 12	44 N	UNCG	4 5	55 A	Tulane	5 6	128 A	Southern Ill.	0 1	
15 A	Coastal Caro.	4 10	44 N	UNCG	9 20	55 A	Tulane	0 3	128 A	Southern Ill.	2 3	
						55 A	Tulane	5 2	166 A	Stetson	4 1	
						80 A	Nebraska	7 9	232 N	Northern Ill.	5 3	
						80 A	Nebraska	8 9	232 N	Northern Ill.	3 9	
						80 A	Nebraska	6 4	251 A	Illinois St.	8 3	
						87 H	Penn St.	5 0	251 H	Illinois St.	7 1	
						87 H	Penn St.	6 1	257 N	Villanova	4 2	
						87 H	Penn St.	3 5	261 N	Central Mich.	9 4	
						89 A	FGCU	2 3	272 H	Eastern Ill.	9 7	
						89 A	FGCU	4 2	272 N	Eastern Ill.	5 4	
						89 A	FGCU	4 2	274 H	Saint Louis	6 4	
						91 A	Iowa	3 4	274 H	Saint Louis	3 1	
						91 A	Iowa	10 4	274 H	Saint Louis	6 2	
						91 A	Iowa	3 4				
						92 A	Indiana St.	4 5				
LAST 15 GAMES						91 A	Iowa	3 4				
						272 N	Eastern Ill.	5 4	272 H	Eastern Ill.	9 7	
						274 H	Saint Louis	6 2	80 A	Nebraska	7 9	
						274 H	Saint Louis	3 1				
						274 H	Saint Louis	6 4				
						251 H	Illinois St.	7 1				

Non-Div. I Games:

Illinois

91	A	Iowa	3	4
91	A	Iowa	10	4

I
l
l
i
n
o
i
s

I
l
l
i
n
o
i
s

Average RPI Win:		175	WON-LOST RECORD		WINNING PCT. RANK		LAST 15 GAMES		STRENGTH OF SCHEDULE		OPP. STRENGTH OF SCHEDULE		TEAM RPI		ADJ RPI		CONF. RPI		ADJ CONF. RPI		
DIV. I ONLY			19-15-0		.55882	112	8-7-0		73		174		100		.52451		100	4		4	
DIV. I NON-CONF.			11-8-0		.57895	101	1-2-0		158		259		158		.49861		158	4		4	
TOTALS		RPI 1-25		RPI 26-50		W-L RECORDS		RPI 51-100		RPI 101-150		RPI 150+									
19-15-0		2-5-0		0-0-0		OVERALL		3-2-0		3-6-0		11-2-0									
14-7-0		2-4-0		0-0-0		HOME		3-1-0		0-1-0		9-1-0									
5-6-0		0-1-0		0-0-0		AWAY		0-1-0		3-3-0		2-1-0									
0-2-0		0-0-0		0-0-0		NEUTRAL		0-0-0		0-2-0		0-0-0									
11-8-0		0-1-0		0-0-0		NON-CONFERENCE		1-1-0		1-5-0		9-1-0									
10-2-0		0-0-0		0-0-0		HOME		1-0-0		0-1-0		9-1-0									
1-4-0		0-1-0		0-0-		AWAY		0-1-0		1-2-0		0-0-0									
0-2-0		0-0-0		0-0-0		NEUTRAL		0-0-0		0-2-0		0-0-0									
8-7-0		2-4-0		0-0-0		CONFERENCE		2-1-0		2-1-0		2-1-0									
4-5-0		2-4-0		0-0-0		HOME		2-1-0		0-0-0		0-0-0									
4-2-0		0-0-0		0-0-0		AWAY		0-0-0		2-1-0		2-1-0									
0-0-0		0-0-0		0-0-0		NEUTRAL		0-0-0		0-0-0		0-0-0									
RPI	S	Opponent		Score		RPI	S	Opponent		Score		RPI	S	Opponent		Score					
15	A	Coastal Caro.		3	9							109	H	West Virginia		4	5				
18	H	Fla. Atlantic		2	10							123	A	UTSA		8	3				
18	H	Fla. Atlantic		3	6							123	A	UTSA		5	2				
18	H	Fla. Atlantic		7	2							123	A	UTSA		4	5				
23	H	Southern Miss.		10	8							136	N	Liberty		8	9				
23	H	Southern Miss.		4	14							136	N	Liberty		3	7				
23	H	Southern Miss.		2	3							148	A	Florida A&M		11	9				
												148	A	Florida A&M		4	9				
												148	A	Florida A&M		4	20				
												162	A	FIU		5	4				
												162	A	FIU		6	5				
												162	A	FIU		5	10				
												219	H	Eastern Ky.		6	0				
												219	H	Eastern Ky.		5	4				
												244	H	Ohio		1	4				
												252	H	Brown		3	2				
												252	H	Brown		2	0				
												252	H	Brown		7	2				
												252	H	Brown		14	0				
												279	H	Lehigh		4	2				
												279	H	Lehigh		12	6				
												279	H	Lehigh		6	4				
LAST 15 GAMES																					
219		H Eastern Ky.		6	0	109		H West Virginia		4	5										
18		H Fla. Atlantic		7	2	88		H Louisiana Tech		10	4										
18		H Fla. Atlantic		2	10	88		H Louisiana Tech		6	10										
18		H Fla. Atlantic		3	6																
123		A UTSA		5	2																

Non-Div. I Games:

Marshall

123 A UTSA	4	5
123 A UTSA	8	3

M
a
r
s
h
a
l
l

M
a
r
s
h
a
l
l

98 H	Morehead St.	1	0
33 A	Maryland	4	5

O
h
i
o
s
t
.

O
h
i
o
s
t
.

[illegible]

Non-Div. I Games:

Southern California

135 H Utah	8	14
135 H Utah	6	1

S
o
u
t
h
e
r
n
C
a
l
i
f
o
r
n
i
a

S
o
u
t
h
e
r
n
C
a
l
i
f
o
r
n
i
a

Average RPI Win: 181		WON-LOST	WINNING	LAST 15	STRENGTH OF	OPP. STRENGTH	TEAM	ADJ	CONF.	ADJ CONF.		
Average RPI Loss: 75		RECORD	PCT. RANK	GAMES	SCHEDULE	OF SCHEDULE	RPI	RPI	RPI	RPI		
DIV. I ONLY		20-18-0	.52632	129	6-9-0	57	111	103	.52283	103	1	1
DIV. I NON-CONF.		16-7-0	.69565	45	2-1-0	223	270	131	.51021	131	2	2
<hr/>												
TOTALS		RPI 1-25	RPI 26-50		W-L RECORDS		RPI 51-100		RPI 101-150		RPI 150+	
20-18-0		0-9-0	0-0-0		OVERALL		1-2-0		6-4-0		13-3-0	
10-11-0		0-6-0	0-0-0		HOME		1-1-0		2-1-0		7-3-0	
3-5-0		0-3-0	0-0-0		AWAY		0-1-0		2-1-0		1-0-0	
7-2-0		0-0-0	0-0-0		NEUTRAL		0-0-0		2-2-0		5-0-0	
16-7-0		0-0-0	0-0-0		NON-CONFERENCE		1-2-0		2-2-0		13-3-0	
8-4-0		0-0-0	0-0-0		HOME		1-1-0		0-0-0		7-3-0	
1-1-0		0-0-0	0-0-		AWAY		0-1-0		0-0-0		1-0-0	
7-2-0		0-0-0	0-0-0		NEUTRAL		0-0-0		2-2-0		5-0-0	
4-11-0		0-9-0	0-0-0		CONFERENCE		0-0-0		4-2-0		0-0-0	
2-7-0		0-6-0	0-0-0		HOME		0-0-0		2-1-0		0-0-0	
2-4-0		0-3-0	0-0-0		AWAY		0-0-0		2-1-0		0-0-0	
0-0-0		0-0-0	0-0-0		NEUTRAL		0-0-0		0-0-0		0-0-0	
RPI	S	Opponent	Score	RPI	S	Opponent	Score	RPI	S	Opponent	Score	
1	A	Florida	5 7					58	H	Southeast Mo. St.	2 7	
1	A	Florida	3 4					58	H	Southeast Mo. St.	13 6	
1	A	Florida	2 6					84	A	Missouri St.	1 16	
12	H	LSU	5 9									
12	H	LSU	5 7									
12	H	LSU	2 15									
14	H	Vanderbilt	7 17									
14	H	Vanderbilt	6 8									
14	H	Vanderbilt	0 2									

Non-Div. I Games:

Missouri

110 H Auburn	2	0
110 H Auburn	9	11

M
i
s
s
o
u
r
i

M
i
s
s
o
u
r
i

Average RPI Win: 175		WON-LOST RECORD		WINNING PCT. RANK		LAST 15 GAMES		STRENGTH OF SCHEDULE		OPP. STRENGTH OF SCHEDULE		TEAM RPI		ADJ RPI		CONF. RPI		ADJ CONF. RPI					
DIV. I ONLY		22-13-0		.62857 65		5-10-0		203		93		104		.5228 104		10		10					
DIV. I NON-CONF.		21-5-0		.80769 16		4-2-0		283		141		95		.52902 95		12		12					
TOTALS		RPI 1-25		RPI 26-50		W-L RECORDS		RPI 51-100		RPI 101-150		RPI 150+											
22-13-0		0-3-0		0-0-0		OVERALL		5-5-0		3-0-0		14-5-0											
13-5-0		0-0-0		0-0-0		HOME		4-2-0		2-0-0		7-3-0											
9-8-0		0-3-0		0-0-0		AWAY		1-3-0		1-0-0		7-2-0											
0-0-0		0-0-0		0-0-0		NEUTRAL		0-0-0		0-0-0		0-0-0											
21-5-0		0-0-0		0-0-0		NON-CONFERENCE		4-0-0		3-0-0		14-5-0											
12-3-0		0-0-0		0-0-0		HOME		3-0-0		2-0-0		7-3-0											
9-2-0		0-0-0		0-0-		AWAY		1-0-0		1-0-0		7-2-0											
0-0-0		0-0-0		0-0-0		NEUTRAL		0-0-0		0-0-0		0-0-0											
1-8-0		0-3-0		0-0-0		CONFERENCE		1-5-0		0-0-0		0-0-0											
1-2-0		0-0-0		0-0-0		HOME		1-2-0		0-0-0		0-0-0											
0-6-0		0-3-0		0-0-0		AWAY		0-3-0		0-0-0		0-0-0											
0-0-0		0-0-0		0-0-0		NEUTRAL		0-0-0		0-0-0		0-0-0											
RPI	S	Opponent		Score		RPI	S	Opponent		Score		RPI	S	Opponent		Score							
7	A	UC Santa Barbara		0 1				51 A Cal St. Fullerton		1 2		112	A	Pepperdine		3 0							
7	A	UC Santa Barbara		2 8				51 A Cal St. Fullerton		5 8		139	H	William & Mary		11 3							
7	A	UC Santa Barbara		4 5				51 A Cal St. Fullerton		4 7		139	H	William & Mary		11 7							
								64 H Long Beach St.		4 2		178	H	Houston Baptist		6 3							
								64 H Long Beach St.		0 12		178	H	Houston Baptist		2 0							
								64 H Long Beach St.		3 6		178	H	Houston Baptist		7 1							
								72 H UConn		2 1		178	H	Houston Baptist		7 2							
								72 H UConn		12 4		186	A	Portland		2 1							
								79 A UCLA		4 1		186	A	Portland		3 7							
								79 H UCLA		20 12		186	A	Portland		2 1							
												186	A	Portland		5 6							
												212	A	George Washington		9 3							
												212	A	George Washington		6 5							
												212	A	George Washington		4 2							
												269	A	CSU Bakersfield		7 5							
												269	H	CSU Bakersfield		3 5							
												269	H	CSU Bakersfield		5 8							
												273	H	Northern Colo.		2 3							
												273	H	Northern Colo.		6 0							
												273	H	Northern Colo.		4 2							
												273	H	Northern Colo.		5 3							
												286	A	George Mason		1 0							
LAST 15 GAMES																							
		7 A UC Santa Barbara		2 8				51 A Cal St. Fullerton		5 8													
		7 A UC Santa Barbara		4 5				51 A Cal St. Fullerton		1 2													
		7 A UC Santa Barbara		0 1				51 A Cal St. Fullerton		4 7													
		64 H Long Beach St.		0 12																			
		64 H Long Beach St.		3 6																			

Non-Div. I Games:

CSUN

64	H	Long Beach St.	4	2
79	A	UCLA	4	1

C
S
U
N

C
S
U
N

67 A Houston	0	1
67 A Houston	3	4

Average RPI Win: 144		WON-LOST	WINNING	LAST 15	STRENGTH OF		OPP. STRENGTH	TEAM	ADJ	CONF.	ADJ CONF.			
Average RPI Loss: 95		RECORD	PCT. RANK	GAMES	SCHEDULE		OF SCHEDULE	RPI	RPI	RPI	RPI			
DIV. I ONLY		18-19-0	.48649	155	9-6-0		133	59	106	.52144	106	8	8	
DIV. I NON-CONF.		10-12-0	.45455	174	3-1-0		139	51	103	.52651	103	8	8	
TOTALS		RPI 1-25	RPI 26-50		W-L RECORDS		RPI 51-100		RPI 101-150		RPI 150+			
18-19-0		1-2-0	1-2-0		OVERALL		2-7-0		5-5-0		9-3-0			
6-6-0		0-0-0	0-0-0		HOME		0-0-0		3-5-0		3-1-0			
12-13-0		1-2-0	1-2-0		AWAY		2-7-0		2-0-0		6-2-0			
0-0-0		0-0-0	0-0-0		NEUTRAL		0-0-0		0-0-0		0-0-0			
10-12-0		1-2-0	0-0-0		NON-CONFERENCE		0-6-0		2-2-0		7-2-0			
1-2-0		0-0-0	0-0-0		HOME		0-0-0		0-2-0		1-0-0			
9-10-0		1-2-0	0-0-		AWAY		0-6-0		2-0-0		6-2-0			
0-0-0		0-0-0	0-0-0		NEUTRAL		0-0-0		0-0-0		0-0-0			
8-7-0		0-0-0	1-2-0		CONFERENCE		2-1-0		3-3-0		2-1-0			
5-4-0		0-0-0	0-0-0		HOME		0-0-0		3-3-0		2-1-0			
3-3-0		0-0-0	1-2-0		AWAY		2-1-0		0-0-0		0-0-0			
0-0-0		0-0-0	0-0-0		NEUTRAL		0-0-0		0-0-0		0-0-0			
RPI	S	Opponent	Score		RPI	S	Opponent	Score		RPI	S	Opponent	Score	
23	A	TCU	5	3	32	A	BYU	1	4	64	A	Long Beach St.	4	6
23	A	TCU	0	5	32	A	BYU	4	7	79	A	UCLA	5	6
23	A	TCU	0	1	32	A	BYU	10	5	80	A	Nebraska	0	7
										80	A	Nebraska	0	3
										80	A	Nebraska	4	5
										80	A	Nebraska	4	6
										93	A	San Diego	7	2
										93	A	San Diego	1	5
										93	A	San Diego	8	5
											</			

Non-Div. I Games:

Loyola Marymount

143 H San Francisco	5	1
143 H San Francisco	3	4

L
o
y
o
l
a
M
a
r
y
m
o
u
n
t

L
o
y
o
l
a
M
a
r
y
m
o
u
n
t

Average RPI Win:	161	WON-LOST RECORD	WINNING PCT. RANK	LAST 15 GAMES	STRENGTH OF SCHEDULE	OPP. STRENGTH OF SCHEDULE	TEAM RPI	ADJ RPI	CONF. RPI	ADJ CONF. RPI		
DIV. I ONLY		18-19-1	.48684	154	7-8-0	92	28	107	.52089	107	5	5
DIV. I NON-CONF.		14-10-1	.58	100	3-0-0	184	42	108	.52397	108	5	5
<hr/>												
TOTALS	RPI 1-25	RPI 26-50		W-L RECORDS		RPI 51-100		RPI 101-150		RPI 150+		
18-19-1	0-6-1	0-1-0		OVERALL		3-7-0		5-3-0		10-2-0		
11-7-0	0-0-0	0-1-0		HOME		2-2-0		4-2-0		5-2-0		
7-12-0	0-6-0	0-0-0		AWAY		1-5-0		1-1-0		5-0-0		
0-0-1	0-0-1	0-0-0		NEUTRAL		0-0-0		0-0-0		0-0-0		
14-10-1	0-0-1	0-0-0		NON-CONFERENCE		3-7-0		1-1-0		10-2-0		
7-4-0	0-0-0	0-0-0		HOME		2-2-0		0-0-0		5-2-0		
7-6-0	0-0-0	0-0-		AWAY		1-5-0		1-1-0		5-0-0		
0-0-1	0-0-1	0-0-0		NEUTRAL		0-0-0		0-0-0		0-0-0		
4-9-0	0-6-0	0-1-0		CONFERENCE		0-0-0		4-2-0		0-0-0		
4-3-0	0-0-0	0-1-0		HOME		0-0-0		4-2-0		0-0-0		
0-6-0	0-6-0	0-0-0		AWAY		0-0-0		0-0-0		0-0-0		
0-0-0	0-0-0	0-0-0		NEUTRAL		0-0-0		0-0-0		0-0-0		
RPI S	Opponent	Score	RPI S	Opponent	Score	RPI S	Opponent	Score	RPI S	Opponent	Score	
10 A	Texas Tech	7 13	26 H	Oklahoma St.	3 4	56 H	Dallas Baptist	12 2	102 A	Southern California	4 5	
10 A	Texas Tech	1 6				64 H	Long Beach St.	3 7	117 H	Baylor	1 6	
10 A	Texas Tech	0 5				64 H	Long Beach St.	6 3	117 H	Baylor	4 3	
17 N	Mississippi St.	5 5				64 H	Long Beach St.	3 6	117 H	Baylor	7 6	
23 A	TCU	0 2				65 A	Fresno St.	3 2	124 A	Little Rock	5 2	
23 A	TCU	2 12				69 A	Oral Roberts	0 5	132 H	Texas	4 3	
23 A	TCU	3 11				79 A	UCLA	2 4	132 H	Texas	3 5	
						86 A	Sam Houston St.	3 4	132 H	Texas	6 1	
						86 A	Sam Houston St.	3 4	160 H	Central Ark.	3 0	
						86 A	Sam Houston St.	2 7	164 H	Northeastern	13 4	
									164 H	Northeastern	10 4	
									164 H	Northeastern	2 3	
									164 H	Northeastern	3 5	
									175 A	Wichita St.	15 7	
									175 H	Wichita St.	4 2	
									185 H	Abilene Christian	7 1	
									269 A	CSU Bakersfield	10 7	
									269 A	CSU Bakersfield	6 3	
									269 A	CSU Bakersfield	6 4	
									269 A	CSU Bakersfield	13 0	
LAST 15 GAMES												
			26 H	Oklahoma St.	3 4	117 H	Baylor	4 3				
			23 A	TCU	0 2	56 H	Dallas Baptist	12 2				
			23 A	TCU	2 12	132 H	Texas	4 3				
			23 A	TCU	3 11							
			175 A	Wichita St.	15 7							

Non-Div. I Games:

Oklahoma

117 H Baylor	7	6
117 H Baylor	1	6

O
k
l
a
h
o
m
a

O
k
l
a
h
o
m
a

Average RPI Win:		185	WON-LOST RECORD		WINNING PCT. RANK		LAST 15 GAMES		STRENGTH OF SCHEDULE		OPP. STRENGTH OF SCHEDULE		TEAM RPI		ADJ RPI		CONF. RPI		ADJ CONF. RPI	
DIV. I ONLY			22-15-0		.59459	86	6-9-0		137		25		108		.51934	108		1		1
DIV. I NON-CONF.			18-4-0		.81818	15	3-1-0		295		139		132		.50932	132		2		2
TOTALS		RPI 1-25		RPI 26-50		W-L RECORDS		RPI 51-100		RPI 101-150		RPI 150+								
22-15-0		2-9-0		1-2-0		OVERALL		1-1-0		5-2-0		13-1-0								
18-8-0		0-3-0		1-1-0		HOME		0-1-0		5-2-0		12-1-0								
1-7-0		0-6-0		0-1-0		AWAY		0-0-0		0-0-0		1-0-0								
3-0-0		2-0-0		0-0-0		NEUTRAL		1-0-0		0-0-0		0-0-0								
18-4-0		2-0-0		1-2-0		NON-CONFERENCE		1-1-0		1-0-0		13-1-0								
14-3-0		0-0-0		1-1-0		HOME		0-1-0		1-0-0		12-1-0								
1-1-0		0-0-0		0-0-		AWAY		0-0-0		0-0-0		1-0-0								
3-0-0		2-0-0		0-0-0		NEUTRAL		1-0-0		0-0-0		0-0-0								
4-11-0		0-9-0		0-0-0		CONFERENCE		0-0-0		4-2-0		0-0-0								
4-5-0		0-3-0		0-0-0		HOME		0-0-0		4-2-0		0-0-0								
0-6-0		0-6-0		0-0-0		AWAY		0-0-0		0-0-0		0-0-0								
0-0-0		0-0-0		0-0-0		NEUTRAL		0-0-0		0-0-0		0-0-0								
RPI	S	Opponent		Score		RPI	S	Opponent		Score		RPI	S	Opponent		Score				
1	H	Florida		8	12	26	A	Oklahoma St.		4	5	67	N	Houston		12	3			
1	H	Florida		2	9	37	H	Gonzaga		10	15	88	H	Louisiana Tech		2	3			
1	H	Florida		2	8	41	H	Creighton		6	2									
5	A	South Carolina		6	10									103 H Missouri		1	10			
5	A	South Carolina		2	6									103 H Missouri		7	6			
5	A	South Carolina		6	8									103 H Missouri		5	8			
6	A	Ole Miss		7	8									110 H Auburn		3	1			
6	A	Ole Miss		9	14									110 H Auburn		3	2			
6	A	Ole Miss		3	7									110 H Auburn		14	7			
10	N	Texas Tech		10	6									120 H La.-Monroe		3	1			
19	N	Rice		5	2									210 A Memphis		12	4			
														237 H Grambling		3	2			
														237 H Grambling		14	4			
														256 H Western Ill.		9	3			
														256 H Western Ill.		3	2			
														256 H Western Ill.		3	0			
														261 H Central Mich.		9	4			
														261 H Central Mich.		4	3			
														261 H Central Mich.		6	1			
														272 H Eastern Ill.		8	10			
														272 H Eastern Ill.		5	2			
														272 H Eastern Ill.		3	2			
														300 H Mississippi Val.		20	0			
														300 H Mississippi Val.		21	4			
LAST 15 GAMES																				
														41 H Creighton		6	2			
														210 A Memphis		12	4			
														103 H Missouri		1	10			
														6 A Ole Miss		3	7			

Non-Div. I Games:

Arkansas

6 A Ole Miss	7	8
6 A Ole Miss	9	14

A
r
k
a
n
s
a
s

A
r
k
a
n
s
a
s

Average RPI Win:		153	WON-LOST RECORD		WINNING PCT. RANK		LAST 15 GAMES		STRENGTH OF SCHEDULE		OPP. STRENGTH OF SCHEDULE		TEAM RPI		ADJ RPI		CONF. RPI		ADJ CONF. RPI					
Average RPI Loss:		121																						
DIV. I ONLY			19-16-0		.54286		122		7-8-0		136		70		109		.51913		109		5		5	
DIV. I NON-CONF.			14-10-0		.58333		98		4-5-0		205		76		129		.51191		128		5		5	
TOTALS		RPI 1-25		RPI 26-50		W-L RECORDS		RPI 51-100		RPI 101-150		RPI 150+												
19-16-0		0-3-0		2-2-0		OVERALL		3-2-0		4-2-0		10-7-0												
9-9-0		0-0-0		2-2-0		HOME		2-1-0		1-2-0		4-4-0												
10-7-0		0-3-0		0-0-0		AWAY		1-1-0		3-0-0		6-3-0												
0-0-0		0-0-0		0-0-0		NEUTRAL		0-0-0		0-0-0		0-0-0												
14-10-0		0-0-0		0-1-0		NON-CONFERENCE		3-2-0		3-0-0		8-7-0												
6-6-0		0-0-0		0-1-0		HOME		2-1-0		0-0-0		4-4-0												
8-4-0		0-0-0		0-0-		AWAY		1-1-0		3-0-0		4-3-0												
0-0-0		0-0-0		0-0-0		NEUTRAL		0-0-0		0-0-0		0-0-0												
5-6-0		0-3-0		2-1-0		CONFERENCE		0-0-0		1-2-0		2-0-0												
3-3-0		0-0-0		2-1-0		HOME		0-0-0		1-2-0		0-0-0												
2-3-0		0-3-0		0-0-0		AWAY		0-0-0		0-0-0		2-0-0												
0-0-0		0-0-0		0-0-0		NEUTRAL		0-0-0		0-0-0		0-0-0												
RPI	S	Opponent		Score		RPI	S	Opponent		Score		RPI	S	Opponent		Score		RPI	S	Opponent		Score		
23	A	TCU		6 10		26	H	Oklahoma St.		5 4		53	H	Old Dominion		4 3		149	H	Kansas St.		2 15		
23	A	TCU		2 14		26	H	Oklahoma St.		4 3		53	H	Old Dominion		6 5		149	H	Kansas St.		6 8		
23	A	TCU		1 7		26	H	Oklahoma St.		1 8		53	H	Old Dominion		4 5		149	H	Kansas St.		5 4		
						39	H	Pittsburgh		1 4		87	A	Penn St.		4 5		150	A	UNLV		9 6		
												100	A	Marshall		5 4		150	A	UNLV		13 1		
																		150	A	UNLV		9 4		
																		168	H	Eastern Mich.		5 1		
																		170	H	Furman		3 7		
																		170	H	Furman		6 8		
																		170	H	Furman		8 5		
																		190	H	Canisius		0 9		
																		190	H	Canisius		5 7		
																		191	H	Radford		6 2		
																		192	A	Kansas		11 6		
																		192	A	Kansas		1 0		
																		197	A	Hawaii		9 2		
																		197	A	Hawaii		2 6		
																		197	A	Hawaii		4 1		
																		197	A	Hawaii		1 4		
																		242	H	Youngstown St.		13 3		
																		249	A	Charleston So.		3 0		
																		249	A	Charleston So.		5 0		
																		249	A	Charleston So.		3 4		
LAST 15 GAMES																								
						242	H	Youngstown St.		13 3		170	H	Furman		3 7		249	A	Charleston So.		3 4		
						149	H	Kansas St.		5 4		168	H	Eastern Mich.		5 1								
						149	H	Kansas St.		2 15		100	A	Marshall		5 4								
						149	H	Kansas St.		6 8														
						39	H	Pittsburgh		1 4														

Non-Div. I Games:

West Virginia

170	H	Furman	8	5
170	H	Furman	6	8

W
e
s
t
V
i
r
g
i
n
i
a

W
e
s
t
V
i
r
g
i
n
i
a

Average RPI Win:		138	WON-LOST RECORD		WINNING PCT. RANK		LAST 15 GAMES		STRENGTH OF SCHEDULE		OPP. STRENGTH OF SCHEDULE		TEAM RPI		ADJ RPI		CONF. RPI		ADJ CONF. RPI		
DIV. I ONLY				18-19-0		.48649 155		7-8-0		22		136		110		.51905 110		1		1	
DIV. I NON-CONF.				12-9-0		.57143 108		2-1-0		75		279		149		.50177 149		2		2	
TOTALS		RPI 1-25		RPI 26-50		W-L RECORDS		RPI 51-100		RPI 101-150		RPI 150+									
18-19-0		2-5-0		2-1-0		OVERALL		4-4-0		3-7-0		7-2-0									
15-10-0		2-4-0		0-1-0		HOME		4-2-0		2-2-0		7-1-0									
2-6-0		0-0-0		1-0-0		AWAY		0-0-0		1-5-0		0-1-0									
1-3-0		0-1-0		1-0-0		NEUTRAL		0-2-0		0-0-0		0-0-0									
12-9-0		0-1-0		1-1-0		NON-CONFERENCE		2-3-0		2-2-0		7-2-0									
11-5-0		0-0-0		0-1-0		HOME		2-1-0		2-2-0		7-1-0									
1-1-0		0-0-0		1-0-		AWAY		0-0-0		0-0-0		0-1-0									
0-3-0		0-1-0		0-0-0		NEUTRAL		0-2-0		0-0-0		0-0-0									
6-10-0		2-4-0		1-0-0		CONFERENCE		2-1-0		1-5-0		0-0-0									
4-5-0		2-4-0		0-0-0		HOME		2-1-0		0-0-0		0-0-0									
1-5-0		0-0-0		0-0-0		AWAY		0-0-0		1-5-0		0-0-0									
1-0-0		0-0-0		1-0-0		NEUTRAL		0-0-0		0-0-0		0-0-0									
RPI	S	Opponent		Score		RPI	S	Opponent		Score		RPI	S	Opponent		Score					
4	H	Texas A&M		10	12	29	A	Georgia Tech		14	3	54	N	Michigan St.		0	3				
4	H	Texas A&M		9	7	29	H	Georgia Tech		1	4	62	H	Tennessee		4	13				
4	H	Texas A&M		8	12	47	N	Alabama		10	1	62	H	Tennessee		2	0				
12	H	LSU		5	10							62	H	Tennessee		7	6				
12	H	LSU		6	8							69	H	Oral Roberts		18	11				
12	H	LSU		8	5							69	H	Oral Roberts		7	8				
23	N	Southern Miss.		1	3							69	H	Oral Roberts		10	1				
												73	N	Troy		3	4				
	</																				

Non-Div. I Games:

Auburn

103 A Missouri	3	4
103 A Missouri	0	2

A
u
b
u
r
n

A
u
b
u
r
n

Average RPI Win:	142	WON-LOST	WINNING	LAST 15	STRENGTH OF	OPP. STRENGTH	TEAM	ADJ	CONF.	ADJ CONF.	
Average RPI Loss:	87	RECORD	PCT. RANK	GAMES	SCHEDULE	OF SCHEDULE	RPI	RPI	RPI	RPI	
DIV. I ONLY	20-14-0	.58824	88	7-8-0	151	34	111	.51847	111	3	3
DIV. I NON-CONF.	13-5-0	.72222	37	0-2-0	236	45	96	.52886	96	3	3
<hr/>											
TOTALS	RPI 1-25	RPI 26-50		W-L RECORDS		RPI 51-100		RPI 101-150		RPI 150+	
20-14-0	0-0-0	3-4-0		OVERALL		4-5-0		1-4-0		12-1-0	
15-8-0	0-0-0	3-1-0		HOME		1-3-0		1-4-0		10-0-0	
5-6-0	0-0-0	0-3-0		AWAY		3-2-0		0-0-0		2-1-0	
0-0-0	0-0-0	0-0-0		NEUTRAL		0-0-0		0-0-0		0-0-0	
13-5-0	0-0-0	0-0-0		NON-CONFERENCE		3-3-0		0-2-0		10-0-0	
10-3-0	0-0-0	0-0-0		HOME		0-1-0		0-2-0		10-0-0	
3-2-0	0-0-0	0-0-		AWAY		3-2-0		0-0-0		0-0-0	
0-0-0	0-0-0	0-0-0		NEUTRAL		0-0-0		0-0-0		0-0-0	
7-9-0	0-0-0	3-4-0		CONFERENCE		1-2-0		1-2-0		2-1-0	
5-5-0	0-0-0	3-1-0		HOME		1-2-0		1-2-0		0-0-0	
2-4-0	0-0-0	0-3-0		AWAY		0-0-0		0-0-0		2-1-0	
0-0-0	0-0-0	0-0-0		NEUTRAL		0-0-0		0-0-0		0-0-0	
RPI	S	Opponent	Score	RPI	S	Opponent	Score	RPI	S	Opponent	Score
				27	H	California	4 0	51	A	Cal St. Fullerton	2 1
				27	H	California	6 4	51	A	Cal St. Fullerton	5 3
				27	H	California	4 8	57	H	Washington	6 3
				42	A	Oregon St.	2 3	57	H	Washington	1 6
				42	A	Oregon St.	2 12	57	H	Washington	2 4
				42	A	Oregon St.	3 7	64	A	Long Beach St.	1 3
				50	H	Arizona	7 5	64	A	Long Beach St.	2 5
								64	A	Long Beach St.	9 2
								93	H	San Diego	3 6

Non-Div. I Games:

Arizona St.

57 H Washington	1	6
57 H Washington	6	3

A
r
i
z
o
n
a
S
t
.

A
r
i
z
o
n
a
S
t
.

Average RPI Win:		128	WON-LOST RECORD		WINNING PCT. RANK		LAST 15 GAMES		STRENGTH OF SCHEDULE		OPP. STRENGTH OF SCHEDULE		TEAM RPI		ADJ RPI		CONF. RPI		ADJ CONF. RPI		
DIV. I ONLY			18-17-0		.51429 137		8-7-0		84		75		112		.51803 112		8		8		
DIV. I NON-CONF.			10-10-0		.5 145		2-2-0		34		70		123		.51548 123		8		8		
TOTALS		RPI 1-25		RPI 26-50		W-L RECORDS		RPI 51-100		RPI 101-150		RPI 150+									
18-17-0		2-2-0		1-2-0		OVERALL		2-7-0		7-5-0		6-1-0									
13-8-0		2-2-0		0-0-0		HOME		2-3-0		5-3-0		4-0-0									
5-9-0		0-0-0		1-2-0		AWAY		0-4-0		2-2-0		2-1-0									
0-0-0		0-0-0		0-0-0		NEUTRAL		0-0-0		0-0-0		0-0-0									
10-10-0		2-2-0		0-0-0		NON-CONFERENCE		1-5-0		3-3-0		4-0-0									
10-5-0		2-2-0		0-0-0		HOME		1-1-0		3-2-0		4-0-0									
0-5-0		0-0-0		0-0-		AWAY		0-4-0		0-1-0		0-0-0									
0-0-0		0-0-0		0-0-0		NEUTRAL		0-0-0		0-0-0		0-0-0									
8-7-0		0-0-0		1-2-0		CONFERENCE		1-2-0		4-2-0		2-1-0									
3-3-0		0-0-0		0-0-0		HOME		1-2-0		2-1-0		0-0-0									
5-4-0		0-0-0		1-2-0		AWAY		0-0-0		2-1-0		2-1-0									
0-0-0		0-0-0		0-0-0		NEUTRAL		0-0-0		0-0-0		0-0-0									
RPI	S	Opponent		Score		RPI	S	Opponent		Score		RPI	S	Opponent		Score					
4	H	Texas A&M		7	5	37	A	Gonzaga		3	4	55	A	Tulane		0	11				
4	H	Texas A&M		0	6	37	A	Gonzaga		4	11	55	A	Tulane		0	15				
4	H	Texas A&M		0	4	37	A	Gonzaga		7	4	55	A	Tulane		3	4				
7	H	UC Santa Barbara		6	2					79	H	UCLA		6	10	102	A	Southern California		5	6
										93	H	San Diego		8	0	102	H	Southern California		3	2
										93	H	San Diego		4	6	104	H	CSUN		0	3
										93	H	San Diego		2	7	106	A	Loyola Marymount		9	8
										94	A	Cal Poly		5	6	106	A	Loyola Marymount		0	7
										94	H	Cal Poly		12	4	106	A	Loyola Marymount		6	0
																127	H	Oakland		12	5
																127	H	Oakland		3	7
																127	H	Oakland		8	2
																143	H	San Francisco		7	0
																143	H	San Francisco		1	3
																143	H	San Francisco		2	0
																156	A	Santa Clara		7	1
																156	A	Santa Clara		10	7
																156	A	Santa Clara		4	5
																225	H	Columbia		3	1
																225	H	Columbia		12	2
																225	H	Columbia		15	6
																225	H	Columbia		11	3
LAST 15 GAMES																					
		79 H UCLA		6	10			156 A Santa Clara		7	1										
		106 A Loyola Marymount		9	8			102 A Southern California		5	6										
		106 A Loyola Marymount		0	7			143 H San Francisco		1	3										
		106 A Loyola Marymount		6	0																
		102 H Southern California		3	2																

Non-Div. I Games:

Pepperdine

156 A Santa Clara	4	5
156 A Santa Clara	10	7

P
e
p
p
e
r
d
i
n
e

P
e
p
p
e
r
d
i
n
e

Average RPI Win:		155	WON-LOST RECORD		WINNING PCT. RANK		LAST 15 GAMES		STRENGTH OF SCHEDULE		OPP. STRENGTH OF SCHEDULE		TEAM RPI		ADJ RPI		CONF. RPI		ADJ CONF. RPI		
DIV. I ONLY			18-20-0		.47368	162	7-8-0		54		104		113		.51782		113	7		7	
DIV. I NON-CONF.			12-17-0		.41379	201	1-5-0		62		98		159		.49792		159	7		7	
TOTALS		RPI 1-25		RPI 26-50		W-L RECORDS		RPI 51-100		RPI 101-150		RPI 150+									
18-20-0		1-6-0		0-1-0		OVERALL		4-6-0		2-4-0		11-3-0									
14-4-0		0-0-0		0-0-0		HOME		2-2-0		1-1-0		11-1-0									
4-9-0		1-4-0		0-1-0		AWAY		2-2-0		1-1-0		0-1-0									
0-7-0		0-2-0		0-0-0		NEUTRAL		0-2-0		0-2-0		0-1-0									
12-17-0		1-6-0		0-1-0		NON-CONFERENCE		0-4-0		2-4-0		9-2-0									
10-2-0		0-0-0		0-0-0		HOME		0-1-0		1-1-0		9-0-0									
2-8-0		1-4-0		0-0-		AWAY		0-1-0		1-1-0		0-1-0									
0-7-0		0-2-0		0-0-0		NEUTRAL		0-2-0		0-2-0		0-1-0									
6-3-0		0-0-0		0-0-0		CONFERENCE		4-2-0		0-0-0		2-1-0									
4-2-0		0-0-0		0-0-0		HOME		2-1-0		0-0-0		2-1-0									
2-1-0		0-0-0		0-0-0		AWAY		2-1-0		0-0-0		0-0-0									
0-0-0		0-0-0		0-0-0		NEUTRAL		0-0-0		0-0-0		0-0-0									
RPI	S	Opponent		Score		RPI	S	Opponent		Score		RPI	S	Opponent		Score					
6	N	Ole Miss		1	7	36	A	Georgia		6	7	55	A	Tulane		7	4				
12	A	LSU		5	6							55	A	Tulane		2	1				
12	A	LSU		0	4							55	A	Tulane		0	1				
12	A	LSU		4	12							62	A	Tennessee		1	7				
15	A	Coastal Caro.		10	7							72	H	UConn		2	4				
21	N	South Ala.		2	3							72	H	UConn		3	2				
22	A	Kentucky		4	8							72	H	UConn		3	2				
												81	H	Wright St.		5	7				
												81	N	Wright St.		1	6				
												83	N	Western Ky.		2	5				

Non-Div. I Games:

Cincinnati

81 N Wright St.	1	6
72 H UConn	2	4

C
i
n
c
i
n
n
a
t
i

C
i
n
c
i
n
n
a
t
i

Average RPI Win:	154	WON-LOST	WINNING	LAST 15	STRENGTH OF	OPP. STRENGTH	TEAM	ADJ	CONF.	ADJ CONF.	
Average RPI Loss:	96	RECORD	PCT. RANK	GAMES	SCHEDULE	OF SCHEDULE	RPI	RPI	RPI	RPI	
DIV. I ONLY	23-15-0	.60526	76	8-7-0	195	19	114	.51734	114	9	9
DIV. I NON-CONF.	14-6-0	.7	42	5-1-0	250	7	99	.52854	99	9	9
<hr/>											
TOTALS	RPI 1-25	RPI 26-50		W-L RECORDS		RPI 51-100		RPI 101-150		RPI 150+	
23-15-0	1-2-0	3-4-0		OVERALL		3-2-0		4-2-0		12-5-0	
12-10-0	1-2-0	1-1-0		HOME		2-2-0		0-0-0		8-5-0	
11-5-0	0-0-0	2-3-0		AWAY		1-0-0		4-2-0		4-0-0	
0-0-0	0-0-0	0-0-0		NEUTRAL		0-0-0		0-0-0		0-0-0	
14-6-0	0-0-0	3-4-0		NON-CONFERENCE		2-0-0		0-0-0		9-2-0	
10-3-0	0-0-0	1-1-0		HOME		1-0-0		0-0-0		8-2-0	
4-3-0	0-0-0	2-0-		AWAY		1-0-0		0-0-0		1-0-0	
0-0-0	0-0-0	0-0-0		NEUTRAL		0-0-0		0-0-0		0-0-0	
9-9-0	1-2-0	0-0-0		CONFERENCE		1-2-0		4-2-0		3-3-0	
2-7-0	1-2-0	0-0-0		HOME		1-2-0		0-0-0		0-3-0	
7-2-0	0-0-0	0-0-0		AWAY		0-0-0		4-2-0		3-0-0	
0-0-0	0-0-0	0-0-0		NEUTRAL		0-0-0		0-0-0		0-0-0	
RPI S	Opponent	Score	RPI S	Opponent	Score	RPI S	Opponent	Score	RPI S	Opponent	Score
13 H	La.-Lafayette	2 6	29 A	Georgia Tech	1 6	73 H	Troy	7 0	126 A	UT Arlington	6 0
13 H	La.-Lafayette	9 13	29 H	Georgia Tech	5 6	73 H	Troy	4 8	126 A	UT Arlington	0 4
13 H	La.-Lafayette	3 2	30 A	Col. of Charleston	13 10	73 H	Troy	1 2	126 A	UT Arlington	10 6
			30 H	Col. of Charleston	10 6	97 A	Mercer	11 10	129 A	Arkansas St.	9 7
			36 A	Georgia	1 5	97 H	Mercer	8 5	129 A	Arkansas St.	8 3
			36 A	Georgia	1 4				129 A	Arkansas St.	5 6
			36 A	Georgia	5 3				161 H	Texas St.	3 4
									161 H	Texas St.	3 7
									161 H	Texas St.	3 4
									183 H	Kennesaw St.	10 9
									191 H	Radford	10 2
									191 H	Radford	3 2
									191 H	Radford	6 3
									191 H	Radford	1 2
									210 H	Memphis	5 0
									210 H	Memphis	3 2
									210 H	Memphis	4 6
									229 A	The Citadel	7 5
									229 H	The Citadel	10 2
									246 A	Appalachian St.	5 1
									246 A	Appalachian St.	13 3
									246 A	Appalachian St.	8 6
									289 H	Savannah St.	16 1
			LAST 15 GAMES								
			229 A	The Citadel	7 5	13 H	La.-Lafayette	3 2			
			229 H	The Citadel	10 2	13 H	La.-Lafayette	2 6			
			126 A	UT Arlington	10 6	289 H	Savannah St.	16 1			
			126 A	UT Arlington	6 0						
			126 A	UT Arlington	0 4						

Non-Div. I Games:

Ga. Southern

97	H	Mercer	8	5
13	H	La.-Lafayette	9	13

G
a
.
S
o
u
t
h
e
r
n

G
a
.
S
o
u
t
h
e
r
n

Average RPI Win:	147	WON-LOST RECORD	WINNING PCT. RANK	LAST 15 GAMES	STRENGTH OF SCHEDULE	OPP. STRENGTH OF SCHEDULE	TEAM RPI	ADJ RPI	CONF. RPI	ADJ CONF. RPI		
DIV. I ONLY		20-13-0	.60606	75	8-7-0	220	51	115	.51707	115	10	10
DIV. I NON-CONF.		16-8-0	.66667	54	4-2-0	256	16	113	.52204	113	12	12
<hr/>												
TOTALS	RPI 1-25	RPI 26-50		W-L RECORDS		RPI 51-100		RPI 101-150		RPI 150+		
20-13-0	0-0-0	1-0-0		OVERALL		3-4-0		9-2-0		7-7-0		
12-4-0	0-0-0	1-0-0		HOME		0-0-0		8-2-0		3-2-0		
8-9-0	0-0-0	0-0-0		AWAY		3-4-0		1-0-0		4-5-0		
0-0-0	0-0-0	0-0-0		NEUTRAL		0-0-0		0-0-0		0-0-0		
16-8-0	0-0-0	1-0-0		NON-CONFERENCE		2-2-0		9-2-0		4-4-0		
10-3-0	0-0-0	1-0-0		HOME		0-0-0		8-2-0		1-1-0		
6-5-0	0-0-0	0-0-		AWAY		2-2-0		1-0-0		3-3-0		
0-0-0	0-0-0	0-0-0		NEUTRAL		0-0-0		0-0-0		0-0-0		
4-5-0	0-0-0	0-0-0		CONFERENCE		1-2-0		0-0-0		3-3-0		
2-1-0	0-0-0	0-0-0		HOME		0-0-0		0-0-0		2-1-0		
2-4-0	0-0-0	0-0-0		AWAY		1-2-0		0-0-0		1-2-0		
0-0-0	0-0-0	0-0-0		NEUTRAL		0-0-0		0-0-0		0-0-0		
RPI	S	Opponent	Score	RPI	S	Opponent	Score	RPI	S	Opponent	Score	
				33	H	Maryland	9 5	62	A	Tennessee	1 12	
								62	A	Tennessee	2 0	
								62	A	Tennessee	4 14	
								64	A	Long Beach St.	7 2	
								64	A	Long Beach St.	2 3	
								64	A	Long Beach St.	3 8	
								93	A	San Diego	9 2	

Non-Div. I Games:

UC Irvine

213 H UC Riverside	8	3
213 H UC Riverside	2	1

U
C
I
r
v
i
n
e

U
C
I
r
v
i
n
e

Average RPI Win: 130		WON-LOST	WINNING	LAST 15	STRENGTH OF		OPP. STRENGTH	TEAM	ADJ	CONF.	ADJ CONF.
Average RPI Loss: 95		RECORD	PCT. RANK	GAMES	SCHEDULE		OF SCHEDULE	RPI	RPI	RPI	RPI
DIV. I ONLY		16-22-0	.42105	206	4-11-0		19	109	116	.51699	116
DIV. I NON-CONF.		12-11-0	.52174	135	1-4-0		31	192	92	.5308	92
TOTALS		RPI 1-25	RPI 26-50		W-L RECORDS		RPI 51-100		RPI 101-150		RPI 150+
16-22-0		5-9-0	0-0-0		OVERALL		1-5-0		2-2-0		8-6-0
11-11-0		3-4-0	0-0-0		HOME		1-1-0		2-2-0		5-4-0
4-11-0		2-5-0	0-0-0		AWAY		0-4-0		0-0-0		2-2-0
1-0-0		0-0-0	0-0-0		NEUTRAL		0-0-0		0-0-0		1-0-0
12-11-0		3-2-0	0-0-0		NON-CONFERENCE		1-2-0		2-2-0		6-5-0
7-6-0		1-0-0	0-0-0		HOME		1-1-0		2-2-0		3-3-0
4-5-0		2-2-0	0-0-		AWAY		0-1-0		0-0-0		2-2-0
1-0-0		0-0-0	0-0-0		NEUTRAL		0-0-0		0-0-0		1-0-0
4-11-0		2-7-0	0-0-0		CONFERENCE		0-3-0		0-0-0		2-1-0
4-5-0		2-4-0	0-0-0		HOME		0-0-0		0-0-0		2-1-0
0-6-0		0-3-0	0-0-0		AWAY		0-3-0		0-0-0		0-0-0
0-0-0		0-0-0	0-0-0		NEUTRAL		0-0-0		0-0-0		0-0-0
RPI S	Opponent	Score	RPI S	Opponent	Score	RPI S	Opponent	Score	RPI S	Opponent	Score
14 A	Vanderbilt	4 7				62 A	Tennessee	2 9	140 H	Miami (OH)	5 13
14 H	Vanderbilt	7 4				62 H	Tennessee	2 4	144 H	Indiana	4 14
18 H	Fla. Atlantic	1 12				68 H	Austin Peay	6 5	144 H	Indiana	5 4
18 H	Fla. Atlantic	8 6				83 A	Western Ky.	1 3	144 H	Indiana	3 2
18 H	Fla. Atlantic	2 7				83 A	Western Ky.	1 2	174 H	Charlotte	3 0
19 H	Rice	3 0				83 A	Western Ky.	4 10	174 H	Charlotte	4 8
19 H	Rice	2 6							174 H	Charlotte	12 11
19 H	Rice	0 1							183 A	Kennesaw St.	8 6
21 A	South Ala.	2 3							183 A	Kennesaw St.	0 7
21 A	South Ala.	7 4							183 A	Kennesaw St.	9 3
21 A	South Ala.	5 4							198 H	Tennessee Tech	6 9
23 A	Southern Miss.	5 9							210 H	Memphis	8 2
23 A	Southern Miss.	11 12							210 N	Memphis	3 1
23 A	Southern Miss.	4 6							224 H	Belmont	4 9
									227 A	Lipscomb	1 6
									227 H	Lipscomb	9 6
									255 H	Army West Point	1 9
									263 H	Western Mich.	3 2
LAST 15 GAMES											
198 H	Tennessee Tech	6 9	23 A	Southern Miss.	5 9						
62 H	Tennessee	2 4	23 A	Southern Miss.	4 6						
174 H	Charlotte	3 0	68 H	Austin Peay	6 5						
174 H	Charlotte	4 8									
174 H	Charlotte	12 11									

Non-Div. I Games:

Middle Tenn.

14	A	Vanderbilt	4	7
23	A	Southern Miss.	11	12

M
i
d
d
l
e
T
e
n
n
.

M
i
d
d
l
e
T
e
n
n
.

Average RPI Win: 109		WON-LOST	WINNING	LAST 15	STRENGTH OF		OPP. STRENGTH	TEAM	ADJ	CONF.	ADJ CONF.				
Average RPI Loss: 85		RECORD	PCT. RANK	GAMES	SCHEDULE		OF SCHEDULE	RPI	RPI	RPI	RPI				
DIV. I ONLY		17-20-0	.45946	176	8-7-0		29	49	117	.51681	117	5	5		
DIV. I NON-CONF.		13-12-0	.52	138	5-1-0		20	58	86	.53398	86	5	5		
TOTALS		RPI 1-25	RPI 26-50		W-L RECORDS		RPI 51-100		RPI 101-150		RPI 150+				
17-20-0		1-2-0	0-3-0		OVERALL		7-7-0		4-4-0		5-4-0				
13-14-0		1-2-0	0-3-0		HOME		4-4-0		3-1-0		5-4-0				
4-6-0		0-0-0	0-0-0		AWAY		3-3-0		1-3-0		0-0-0				
0-0-0		0-0-0	0-0-0		NEUTRAL		0-0-0		0-0-0		0-0-0				
13-12-0		0-0-0	0-0-0		NON-CONFERENCE		7-7-0		3-2-0		3-3-0				
10-8-0		0-0-0	0-0-0		HOME		4-4-0		3-1-0		3-3-0				
3-4-0		0-0-0	0-0-		AWAY		3-3-0		0-1-0		0-0-0				
0-0-0		0-0-0	0-0-0		NEUTRAL		0-0-0		0-0-0		0-0-0				
4-8-0		1-2-0	0-3-0		CONFERENCE		0-0-0		1-2-0		2-1-0				
3-6-0		1-2-0	0-3-0		HOME		0-0-0		0-0-0		2-1-0				
1-2-0		0-0-0	0-0-0		AWAY		0-0-0		1-2-0		0-0-0				
0-0-0		0-0-0	0-0-0		NEUTRAL		0-0-0		0-0-0		0-0-0				
RPI	S	Opponent	Score	RPI	S	Opponent	Score	RPI	S	Opponent	Score	RPI	S	Opponent	Score
10	H	Texas Tech	0 5	26	H	Oklahoma St.	2 6	52	H	Lamar	6 3	107	A	Oklahoma	6 1
10	H	Texas Tech	5 6	26	H	Oklahoma St.	1 3	56	A	Dallas Baptist	3 5	107	A	Oklahoma	3 4
10	H	Texas Tech	4 3	26	H	Oklahoma St.	7 10	56	A	Dallas Baptist	19 6	107	A	Oklahoma	6 7
								56	H	Dallas Baptist	8 3	123	H	UTSA	5 4
								57	H	Washington	1 7	126	A	UT Arlington	3 6
								57	H	Washington	2 7	126	H	UT Arlington	2 9
								57	H	Washington	9 5	141	H	Wofford	4 0
								67	A	Houston	4 10	141	H	Wofford	9 5
								67	A	Houston	4 2	154	H	New Mexico St.	5 9
								67	A	Houston	2 11	154	H	New Mexico St.	4 7
								86	A	Sam Houston St.	5 1	158	H	Stony Brook	6 5
								86	H	Sam Houston St.	5 6	158	H	Stony Brook	16 2
								93	H	San Diego	3 5	158	H	Stony Brook	20 4
								93	H	San Diego	6 3	161	H	Texas St.	3 12
												192	H	Kansas	5 2
												192	H	Kansas	1 6
												192	H	Kansas	2 1
LAST 15 GAMES															
86	H	Sam Houston St.	5 6	107	A	Oklahoma	3 4								
26	H	Oklahoma St.	1 3	141	H	Wofford	4 0								
26	H	Oklahoma St.	7 10	141	H	Wofford	9 5								
26	H	Oklahoma St.	2 6												
52	H	Lamar	6 3												

Non-Div. I Games:

Baylor

107 A Oklahoma	6	7
107 A Oklahoma	6	1

B
a
y
l
o
r

B
a
y
l
o
r

[illegible]

Non-Div. I Games:

Saint Joseph's

60	H	Rutgers	4	6
60	A	Rutgers	1	11

S
a
i
n
t
J
o
s
e
p
h
'
s

S
a
i
n
t
J
o
s
e
p
h
'
s

[illegible]

Non-Div. I Games:

Seton Hall

60	H	Rutgers	7	6
41	A	Creighton	5	4

RPI	S	Opponent	Score	
267	H	LIU Brooklyn	10	0
278	H	Iona	5	4
289	N	Savannah St.	4	3
294	H	Saint Peter's	5	4

Seton Hall

S
e
t
o
n
H
a
l
l

S
e
t
o
n
H
a
l
l

Average RPI Win:		141	WON-LOST RECORD		WINNING PCT. RANK	LAST 15 GAMES	STRENGTH OF SCHEDULE		OPP. STRENGTH OF SCHEDULE	TEAM RPI	ADJ RPI	CONF. RPI	ADJ CONF. RPI				
Average RPI Loss:		91															
DIV. I ONLY			15-22-0		.40541	216	6-9-0		55	82	120	.51508	120	9	9		
DIV. I NON-CONF.			9-13-0		.40909	205	1-4-0		15	40	77	.5392	77	9	9		
TOTALS		RPI 1-25		RPI 26-50		W-L RECORDS		RPI 51-100		RPI 101-150		RPI 150+					
15-22-0		0-4-0		0-2-0		OVERALL		8-9-0		2-2-0		5-5-0					
8-6-0		0-0-0		0-1-0		HOME		3-3-0		0-0-0		5-2-0					
7-15-0		0-3-0		0-1-0		AWAY		5-6-0		2-2-0		0-3-0					
0-1-0		0-1-0		0-0-0		NEUTRAL		0-0-0		0-0-0		0-0-0					
9-13-0		0-1-0		0-2-0		NON-CONFERENCE		8-9-0		0-1-0		1-0-0					
4-4-0		0-0-0		0-1-0		HOME		3-3-0		0-0-0		1-0-0					
5-8-0		0-0-0		0-0-		AWAY		5-6-0		0-1-0		0-0-0					
0-1-0		0-1-0		0-0-0		NEUTRAL		0-0-0		0-0-0		0-0-0					
6-9-0		0-3-0		0-0-0		CONFERENCE		0-0-0		2-1-0		4-5-0					
4-2-0		0-0-0		0-0-0		HOME		0-0-0		0-0-0		4-2-0					
2-7-0		0-3-0		0-0-0		AWAY		0-0-0		2-1-0		0-3-0					
0-0-0		0-0-0		0-0-0		NEUTRAL		0-0-0		0-0-0		0-0-0					
RPI	S	Opponent		Score		RPI	S	Opponent		Score		RPI	S	Opponent		Score	
17	N	Mississippi St.		0	1	34	A	Northwestern St.		2	11	56	A	Dallas Baptist		6	3
21	A	South Ala.		2	12	34	H	Northwestern St.		2	6	56	A	Dallas Baptist		3	7
21	A	South Ala.		0	13							56	A	Dallas Baptist		1	6
21	A	South Ala.		4	10							59	A	McNeese St.		2	11
												59	A	McNeese St.		12	4
												63	A	Southeastern La.		6	5
												63	A	Southeastern La.		0	2
												63	A	Southeastern La.		2	8
												85	H	Valparaiso		6	9
												85	H	Valparaiso		18	9
												88	H	Louisiana Tech		1	7
												90	A	Western Caro.		16	10
												90	A	Western Caro.		11	6
												90	A	Western Caro.		7	15
												95	H	Samford		5	2
												95	H	Samford		2	10
												95	H	Samford		6	4
						LAST 15 GAMES											
						17	N	Mississippi St.		0	1	126	A	UT Arlington		8	3
						226	H	Georgia St.		5	3	285	H	Jackson St.		10	7
						226	H	Georgia St.		14	0	21	A	South Ala.		2	12
						226	H	Georgia St.		3	7						
						108	A	Arkansas		1	3						

Non-Div. I Games:

La.-Monroe

126 A UT Arlington	4	8
126 A UT Arlington	3	2

L
a
.
-
M
o
n
r
o
e

L
a
.
-
M
o
n
r
o
e

Average RPI Win: 185		WON-LOST RECORD		WINNING PCT. RANK		LAST 15 GAMES		STRENGTH OF SCHEDULE		OPP. STRENGTH OF SCHEDULE		TEAM RPI		ADJ RPI		CONF. RPI		ADJ CONF. RPI	
DIV. I ONLY		20-14-0		.58824	88	11-4-0		182		138		121		.51507	121	12		12	
DIV. I NON-CONF.		16-12-0		.57143	108	7-2-0		186		167		116		.52133	116	14		14	
TOTALS		RPI 1-25		RPI 26-50		W-L RECORDS		RPI 51-100		RPI 101-150		RPI 150+							
20-14-0		0-3-0		0-0-0		OVERALL		4-2-0		2-5-0		14-4-0							
12-3-0		0-0-0		0-0-0		HOME		4-0-0		2-2-0		6-1-0							
6-9-0		0-3-0		0-0-0		AWAY		0-1-0		0-3-0		6-2-0							
2-2-0		0-0-0		0-0-0		NEUTRAL		0-1-0		0-0-0		2-1-0							
16-12-0		0-3-0		0-0-0		NON-CONFERENCE		4-2-0		0-4-0		12-3-0							
8-1-0		0-0-0		0-0-0		HOME		4-0-0		0-1-0		4-0-0							
6-9-0		0-3-0		0-0-		AWAY		0-1-0		0-3-0		6-2-0							
2-2-0		0-0-0		0-0-0		NEUTRAL		0-1-0		0-0-0		2-1-0							
4-2-0		0-0-0		0-0-0		CONFERENCE		0-0-0		2-1-0		2-1-0							
4-2-0		0-0-0		0-0-0		HOME		0-0-0		2-1-0		2-1-0							
0-0-0		0-0-0		0-0-0		AWAY		0-0-0		0-0-0		0-0-0							
0-0-0		0-0-0		0-0-0		NEUTRAL		0-0-0		0-0-0		0-0-0							
RPI	S	Opponent		Score		RPI	S	Opponent		Score		RPI	S	Opponent		Score			
21	A	South Ala.		4	5							133	H	Bradley		3	4		
21	A	South Ala.		5	18							133	H	Bradley		2	0		
21	A	South Ala.		0	11							89	H	FGCU		7	6		
												89	H	FGCU		1	0		
												89	H	FGCU		5	1		
												96	N	Kent St.		3	6		
														141 A Wofford		5	7		
														144 H Indiana		6	7		
														175 H Wichita St.		11	1		
														175 H Wichita St.		7	2		
														175 H Wichita St.		5	6		
														181 N Monmouth		15	3		
														216 N Central Conn. St.		5	9		
														216 N Central Conn. St.		5	0		
														219 A Eastern Ky.		10	2		
														219 A Eastern Ky.		5	6		
														219 A Eastern Ky.		4	0		
														224 A Belmont		13	7		
														231 A USC Upstate		5	2		
														232 H Northern Ill.		5	2		
														232 H Northern Ill.		8	6		
														232 H Northern Ill.		11	10		
														234 A SIUE		10	11		
														234 H SIUE		13	2		
														238 A Murray St.		2	1		
														277 A UT Martin		29	9		
				LAST 15 GAMES															
				83	H	Western Ky.		6	2	175	H	Wichita St.		5	6	234	H	SIUE	
				133	H	Bradley		2	0	83	A	Western Ky.		5	6	238	A	Murray St.	
				133	H	Bradley		3	4	89	H	FGCU		13	7	277	A	UT Martin	
				133	H	Bradley		7	6										
				238	A	Murray St.		2	1										

Non-Div. I Games: Southern Ind. 2 1

Evansville

175 H Wichita St.	11	1
175 H Wichita St.	7	2

E
v
a
n
s
v
i
l
l
e

E
v
a
n
s
v
i
l
l
e

Average RPI Win: 187		WON-LOST RECORD	WINNING PCT. RANK	LAST 15 GAMES	STRENGTH OF SCHEDULE	OPP. STRENGTH OF SCHEDULE	TEAM RPI	ADJ RPI	CONF. RPI	ADJ CONF. RPI													
Average RPI Loss: 102																							
DIV. I ONLY		23-13-0	.63889	58	11-4-0	212	126	122	.51464	122	26	26											
DIV. I NON-CONF.		13-11-0	.54167	126	2-2-0	53	125	101	.52816	101	25	25											
<hr/>																							
TOTALS		RPI 1-25		RPI 26-50		W-L RECORDS		RPI 51-100		RPI 101-150		RPI 150+											
23-13-0		3-1-0		1-3-0		OVERALL		1-2-0		3-4-0		15-3-0											
17-4-0		3-1-0		0-0-0		HOME		1-1-0		3-1-0		10-1-0											
6-8-0		0-0-0		1-3-0		AWAY		0-1-0		0-3-0		5-1-0											
0-1-0		0-0-0		0-0-0		NEUTRAL		0-0-0		0-0-0		0-1-0											
13-11-0		3-1-0		1-3-0		NON-CONFERENCE		1-2-0		3-4-0		5-1-0											
12-3-0		3-1-0		0-0-0		HOME		1-1-0		3-1-0		5-0-0											
1-7-0		0-0-0		1-0-		AWAY		0-1-0		0-3-0		0-0-0											
0-1-0		0-0-0		0-0-0		NEUTRAL		0-0-0		0-0-0		0-1-0											
10-2-0		0-0-0		0-0-0		CONFERENCE		0-0-0		0-0-0		10-2-0											
5-1-0		0-0-0		0-0-0		HOME		0-0-0		0-0-0		5-1-0											
5-1-0		0-0-0		0-0-0		AWAY		0-0-0		0-0-0		5-1-0											
0-0-0		0-0-0		0-0-0		NEUTRAL		0-0-0		0-0-0		0-0-0											
RPI	S	Opponent		Score		RPI	S	Opponent		Score		RPI	S	Opponent		Score							
20	H	Minnesota		13	3	38	A	St. Mary's (CA)		5	10	57	A	Washington		4	12	115	A	UC Irvine		2	3
20	H	Minnesota		2	12	38	A	St. Mary's (CA)		4	1	57	H	Washington		3	2	115	A	UC Irvine		4	8
20	H	Minnesota		4	1	38	A	St. Mary's (CA)		2	5	78	H	Oregon		4	6	115	A	UC Irvine		0	4
20	H	Minnesota		5	4	38	A	St. Mary's (CA)		0	1							127	H	Oakland		7	1
																		127	H	Oakland		10	1
																		127	H	Oakland		2	0
																		127	H	Oakland		4	5
																		172	H	Grand Canyon		10	3
																		172	H	Grand Canyon		4	1
																		172	H	Grand Canyon		4	8
																		186	H	Portland		4	3
																		186	N	Portland		3	4
																		230	A	North Dakota		7	5
																		230	A	North Dakota		12	6
																		230	A	North Dakota		2	15
																		269	H	CSU Bakersfield		6	3
																		269	H	CSU Bakersfield		10	4
																		269	H	CSU Bakersfield		7	3
																		276	H	Bowling Green		7	0
																		276	H	Bowling Green		9	3
																		276	H	Bowling Green		7	0
																		276	H	Bowling Green		3	0
																		291	A	Chicago St.		14	1
																		291	A	Chicago St.		12	4
																		291	A	Chicago St.		12	2
<hr/>																							
LAST 15 GAMES																							
186		N	Portland		3	4	230		A	North Dakota		12	6	291		A	Chicago St.		14	1			
57		H	Washington		3	2	230		A	North Dakota		7	5	291		A	Chicago St.		12	4			
172		H	Grand Canyon		4	8	291		A	Chicago St.		12	2						12	2			
172		H	Grand Canyon		4	1																	
172		H	Grand Canyon		10	3																	

Non-Div. I Games:

Seattle

57	A	Washington	4	12
230	A	North Dakota	2	15

S
e
a
t
t
l
e

S
e
a
t
t
l
e

U
T
S
A

Tie, Loss, Non-Conf, S Site, H Home, A Away, N Neutral Page 245

100 H Marshall	5	4
100 H Marshall	3	8

U
T
S
A

U
T
S
A

Average RPI Win:	154	WON-LOST RECORD		WINNING PCT. RANK		LAST 15 GAMES		STRENGTH OF SCHEDULE		OPP. STRENGTH OF SCHEDULE		TEAM RPI		ADJ RPI		CONF. RPI		ADJ CONF. RPI			
DIV. I ONLY		18-17-0		.51429	137	9-6-0		94		181		124		.51428	124	9		9			
DIV. I NON-CONF.		7-10-0		.41176	202	0-3-0		159		281		243		.44919	243	9		9			
<hr/>																					
TOTALS		RPI 1-25		RPI 26-50		W-L RECORDS		RPI 51-100		RPI 101-150		RPI 150+									
18-17-0		2-4-0		0-0-0		OVERALL		5-5-0		0-1-0		11-7-0									
11-7-0		0-0-0		0-0-0		HOME		4-2-0		0-1-0		7-4-0									
7-10-0		2-4-0		0-0-0		AWAY		1-3-0		0-0-0		4-3-0									
0-0-0		0-0-0		0-0-0		NEUTRAL		0-0-0		0-0-0		0-0-0									
7-10-0		0-0-0		0-0-0		NON-CONFERENCE		2-5-0		0-1-0		5-4-0									
6-6-0		0-0-0		0-0-0		HOME		1-2-0		0-1-0		5-3-0									
1-4-0		0-0-0		0-0-		AWAY		1-3-0		0-0-0		0-1-0									
0-0-0		0-0-0		0-0-0		NEUTRAL		0-0-0		0-0-0		0-0-0									
11-7-0		2-4-0		0-0-0		CONFERENCE		3-0-0		0-0-0		6-3-0									
5-1-0		0-0-0		0-0-0		HOME		3-0-0		0-0-0		2-1-0									
6-6-0		2-4-0		0-0-0		AWAY		0-0-0		0-0-0		4-2-0									
0-0-0		0-0-0		0-0-0		NEUTRAL		0-0-0		0-0-0		0-0-0									
RPI	S	Opponent		Score		RPI	S	Opponent		Score		RPI	S	Opponent		Score					
13	A	La.-Lafayette		10 5						69	A	Oral Roberts		2 3		107	H	Oklahoma		2 5	
13	A	La.-Lafayette		4 15						69	A	Oral Roberts		3 4		160	A	Central Ark.		1 6	
13	A	La.-Lafayette		7 1						69	A	Oral Roberts		9 8		160	H	Central Ark.		6 5	
21	A	South Ala.		6 10						69	A	Oral Roberts		5 14		161	A	Texas St.		8 7	
21	A	South Ala.		3 13						73	H	Troy		10 9		161	A	Texas St.		7 6	
21	A	South Ala.		5 7						73	H	Troy		4 3		161	A	Texas St.		10 2	
										73	H	Troy		11 8		192	H	Kansas		4 2	
										88	H	Louisiana Tech		4 7		226	H	Georgia St.		5 7	
										92	H	Indiana St.		6 5		226	H	Georgia St.		15 2	
										92	H	Indiana St.		2 7		226	H	Georgia St.		9 7	
															246	A	Appalachian St.		7 8		
															246	A	Appalachian St.		7 8		
															246	A	Appalachian St.		9 3		
															247	H	IPFW		6 9		
															247	H	IPFW		8 6		
															247	H	IPFW		7 9		
															247	H	IPFW		2 4		
															280	H	Ark.-Pine Bluff		7 2		
															300	H	Mississippi Val.		20 3		
<hr/>																					
LAST 15 GAMES																					
						161	A	Texas St.		7 6		88	H	Louisiana Tech		4 7					
						161	A	Texas St.		10 2		246	A	Appalachian St.		7 8					
						161	A	Texas St.		8 7		246	A	Appalachian St.		7 8					
						160	A	Central Ark.		1 6											
						226	H	Georgia St.		9 7											

Non-Div. I Games:

Little Rock

226 H Georgia St.	15	2
226 H Georgia St.	5	7

L
i
t
t
l
e
R
o
c
k

L
i
t
t
l
e
R
o
c
k

S
F
A

SFA

86	A	Sam Houston St.	3	7
287	H	Texas Southern	17	3

S
F
A

S
F
A

Average RPI Win:	160	WON-LOST RECORD	WINNING PCT. RANK	LAST 15 GAMES	STRENGTH OF SCHEDULE	OPP. STRENGTH OF SCHEDULE	TEAM RPI	ADJ RPI	CONF. RPI	ADJ CONF. RPI	
Average RPI Loss:	86										
DIV. I ONLY		20-18-0	.52632 129	8-7-0	101	95	126	.51282 126	9	9	
DIV. I NON-CONF.		14-9-0	.6087 81	4-2-0	96	74	80	.5361 80	9	9	
<hr/>											
TOTALS	RPI 1-25	RPI 26-50		W-L RECORDS	RPI 51-100		RPI 101-150		RPI 150+		
20-18-0	1-6-0	1-1-0		OVERALL	1-3-0		8-6-0		9-2-0		
14-10-0	0-2-0	1-1-0		HOME	0-0-0		6-6-0		7-1-0		
6-8-0	1-4-0	0-0-0		AWAY	1-3-0		2-0-0		2-1-0		
0-0-0	0-0-0	0-0-0		NEUTRAL	0-0-0		0-0-0		0-0-0		
14-9-0	1-3-0	1-1-0		NON-CONFERENCE	1-3-0		4-1-0		7-1-0		
10-5-0	0-2-0	1-1-0		HOME	0-0-0		2-1-0		7-1-0		
4-4-0	1-1-0	0-0-		AWAY	1-3-0		2-0-0		0-0-0		
0-0-0	0-0-0	0-0-0		NEUTRAL	0-0-0		0-0-0		0-0-0		
6-9-0	0-3-0	0-0-0		CONFERENCE	0-0-0		4-5-0		2-1-0		
4-5-0	0-0-0	0-0-0		HOME	0-0-0		4-5-0		0-0-0		
2-4-0	0-3-0	0-0-0		AWAY	0-0-0		0-0-0		2-1-0		
0-0-0	0-0-0	0-0-0		NEUTRAL	0-0-0		0-0-0		0-0-0		
RPI	S	Opponent	Score	RPI	S	Opponent	Score	RPI	S	Opponent	Score
10	H	Texas Tech	4 6	26	H	Oklahoma St.	3 5	56	A	Dallas Baptist	2 13
21	A	South Ala.	3 4	26	H	Oklahoma St.	3 2	88	A	Louisiana Tech	5 4
21	A	South Ala.	4 6					88	A	Louisiana Tech	3 8
21	A	South Ala.	3 4					88	A	Louisiana Tech	8 12
23	A	TCU	4 3								
23	A	TCU	1 5								
23	H	TCU	4 17								
				LAST 15 GAMES							
				56	A	Dallas Baptist	2 13	120	H	La.-Monroe	3 8
				114	H	Ga. Southern	6 10	23	A	TCU	4 3
				114	H	Ga. Southern	0 6	226	A	Georgia St.	7 8
				114	H	Ga. Southern	4 0				
				178	H	Houston Baptist	10 0				

Non-Div. I Games:

UT Arlington

120 H La.-Monroe	8	4
120 H La.-Monroe	2	3

U
T
A
r
l
i
n
g
t
o
n

U
T
A
r
l
i
n
g
t
o
n

Average RPI Win:	172	WON-LOST RECORD	WINNING PCT. RANK	LAST 15 GAMES	STRENGTH OF SCHEDULE	OPP. STRENGTH OF SCHEDULE	TEAM RPI	ADJ RPI	CONF. RPI	ADJ CONF. RPI	
Average RPI Loss:	140										
DIV. I ONLY	13-13-0	.5	148	9-5-0	204	155	127	.51178	127	17	17
DIV. I NON-CONF.	8-9-0	.47059	169	4-1-0	163	127	102	.52759	102	13	13
<hr/>											
TOTALS	RPI 1-25	RPI 26-50		W-L RECORDS	RPI 51-100		RPI 101-150		RPI 150+		
13-13-0	0-0-0	0-0-0		OVERALL	2-3-0		2-5-0		9-5-0		
1-2-0	0-0-0	0-0-0		HOME	1-2-0		0-0-0		0-0-0		
11-11-0	0-0-0	0-0-0		AWAY	1-1-0		2-5-0		8-5-0		
1-0-0	0-0-0	0-0-0		NEUTRAL	0-0-0		0-0-0		1-0-0		
8-9-0	0-0-0	0-0-0		NON-CONFERENCE	1-1-0		2-5-0		5-3-0		
0-0-0	0-0-0	0-0-0		HOME	0-0-0		0-0-0		0-0-0		
7-9-0	0-0-0	0-0-		AWAY	1-1-0		2-5-0		4-3-0		
1-0-0	0-0-0	0-0-0		NEUTRAL	0-0-0		0-0-0		1-0-0		
5-4-0	0-0-0	0-0-0		CONFERENCE	1-2-0		0-0-0		4-2-0		
1-2-0	0-0-0	0-0-0		HOME	1-2-0		0-0-0		0-0-0		
4-2-0	0-0-0	0-0-0		AWAY	0-0-0		0-0-0		4-2-0		
0-0-0	0-0-0	0-0-0		NEUTRAL	0-0-0		0-0-0		0-0-0		
RPI S	Opponent	Score	RPI S	Opponent	Score	RPI S	Opponent	Score	RPI S	Opponent	Score
						54 A	Michigan St.	3 1	112 A	Pepperdine	7 3
						65 A	Fresno St.	10 11	112 A	Pepperdine	2 8
						85 H	Valparaiso	0 11	112 A	Pepperdine	5 12
						85 H	Valparaiso	5 3	122 A	Seattle	1 7
						85 H	Valparaiso	4 10	122 A	Seattle	5 4
									122 A	Seattle	0 2
									122 A	Seattle	1 10
									168 A	Eastern Mich.	7 4
									168 N	Eastern Mich.	11 3
									186 A	Portland	4 0
									186 A	Portland	14 4
									186 A	Portland	3 6
									186 A	Portland	7 10
									189 A	Ill.-Chicago	0 6
									189 A	Ill.-Chicago	5 4
									189 A	Ill.-Chicago	0 3
									240 A	Northern Ky.	6 1
									240 A	Northern Ky.	12 4
									240 A	Northern Ky.	6 3
									241 A	Dayton	0 3
									241 A	Dayton	6 4
			LAST 15 GAMES								
			85 H	Valparaiso	5 3	240 A	Northern Ky.	6 3			
			85 H	Valparaiso	0 11	189 A	Ill.-Chicago	0 3			
			85 H	Valparaiso	4 10	189 A	Ill.-Chicago	0 6			
			168 A	Eastern Mich.	7 4						
			54 A	Michigan St.	3 1						

Non-Div. I Games: Olivet 17 0

Oakland

240 A Northern Ky.	6	1
240 A Northern Ky.	12	4

O
a
k
l
a
n
d

O
a
k
l
a
n
d

Average RPI Win:	158	WON-LOST RECORD	WINNING PCT. RANK	LAST 15 GAMES	STRENGTH OF SCHEDULE	OPP. STRENGTH OF SCHEDULE	TEAM RPI	ADJ RPI	CONF. RPI	ADJ CONF. RPI		
DIV. I ONLY		21-16-1	.56579	106	7-8-0	98	162	128	.51165	128	12	12
DIV. I NON-CONF.		19-12-1	.60938	80	5-4-0	155	178	135	.50694	135	14	14
<hr/>												
TOTALS	RPI 1-25	RPI 26-50		W-L RECORDS		RPI 51-100		RPI 101-150		RPI 150+		
21-16-1	0-0-0	0-0-0		OVERALL		10-10-0		0-2-0		11-4-1		
18-9-1	0-0-0	0-0-0		HOME		8-5-0		0-1-0		10-3-1		
3-7-0	0-0-0	0-0-0		AWAY		2-5-0		0-1-0		1-1-0		
0-0-0	0-0-0	0-0-0		NEUTRAL		0-0-0		0-0-0		0-0-0		
19-12-1	0-0-0	0-0-0		NON-CONFERENCE		8-6-0		0-2-0		11-4-1		
17-7-1	0-0-0	0-0-0		HOME		7-3-0		0-1-0		10-3-1		
2-5-0	0-0-0	0-0-		AWAY		1-3-0		0-1-0		1-1-0		
0-0-0	0-0-0	0-0-0		NEUTRAL		0-0-0		0-0-0		0-0-0		
2-4-0	0-0-0	0-0-0		CONFERENCE		2-4-0		0-0-0		0-0-0		
1-2-0	0-0-0	0-0-0		HOME		1-2-0		0-0-0		0-0-0		
1-2-0	0-0-0	0-0-0		AWAY		1-2-0		0-0-0		0-0-0		
0-0-0	0-0-0	0-0-0		NEUTRAL		0-0-0		0-0-0		0-0-0		
RPI	S	Opponent	Score	RPI	S	Opponent	Score	RPI	S	Opponent	Score	
						56 A Dallas Baptist	2 5	129 A		Arkansas St.	0 1	
						56 A Dallas Baptist	7 0	129 H		Arkansas St.	1 7	
						56 A Dallas Baptist	4 7	153 H		St. John's (NY)	2 2	
						58 H Southeast Mo. St.	6 5	153 H		St. John's (NY)	1 4	
						59 A McNeese St.	4 8	153 H		St. John's (NY)	6 3	
						59 A McNeese St.	2 5	210 H		Memphis	4 7	
						59 A McNeese St.	2 1	210 H		Memphis	5 3	
						68 A Austin Peay	6 13	210 H		Memphis	11 5	
						68 H Austin Peay	10 16	224 A		Belmont	8 4	
						70 H Jacksonville St.	3 2	224 H		Belmont	11 1	
						70 H Jacksonville St.	13 3	232 H		Northern Ill.	0 1	
						70 H Jacksonville St.	5 9	232 H		Northern Ill.	5 2	
						91 H Iowa	6 1	238 A		Murray St.	3 7	
						91 H Iowa	5 7	238 H		Murray St.	5 4	
						91 H Iowa	2 1	256 H		Western Ill.	9 0	
						92 H Indiana St.	7 6	256 H		Western Ill.	4 1	
						92 H Indiana St.	0 3	256 H		Western Ill.	9 0	
						92 H Indiana St.	1 5	272 H		Eastern Ill.	10 2	
						99 H Illinois	3 2					
						99 H Illinois	1 0					
LAST 15 GAMES												
						129 H Arkansas St.	1 7	92 H		Indiana St.	7 6	
						56 A Dallas Baptist	7 0	238 A		Murray St.	3 7	
						56 A Dallas Baptist	4 7	224 H		Belmont	11 1	
						56 A Dallas Baptist	2 5					
						272 H Eastern Ill.	10 2					

Non-Div. I Games:

Southern Ill.

92 H Indiana St.	1	5
92 H Indiana St.	0	3

S
o
u
t
h
e
r
n
I
l
l
.

S
o
u
t
h
e
r
n
I
l
l
.

Average RPI Win: 151		WON-LOST	WINNING	LAST 15	STRENGTH OF		OPP. STRENGTH	TEAM	ADJ	CONF.	ADJ CONF.
Average RPI Loss: 93		RECORD	PCT. RANK	GAMES	SCHEDULE		OF SCHEDULE	RPI	RPI	RPI	RPI
DIV. I ONLY		15-21-0	.41667	213	50		117	129	.51151	129	9
DIV. I NON-CONF.		10-8-0	.55556	118	94		175	88	.53366	88	9
TOTALS		RPI 1-25	RPI 26-50		W-L RECORDS		RPI 51-100		RPI 101-150		RPI 150+
15-21-0		1-6-0	0-0-0		OVERALL		1-6-0		9-6-0		4-3-0
7-8-0		1-2-0	0-0-0		HOME		1-3-0		5-3-0		0-0-0
6-11-0		0-4-0	0-0-0		AWAY		0-2-0		4-3-0		2-2-0
2-2-0		0-0-0	0-0-0		NEUTRAL		0-1-0		0-0-0		2-1-0
10-8-0		0-1-0	0-0-0		NON-CONFERENCE		0-4-0		7-2-0		3-1-0
4-2-0		0-0-0	0-0-0		HOME		0-1-0		4-1-0		0-0-0
4-4-0		0-1-0	0-0-		AWAY		0-2-0		3-1-0		1-0-0
2-2-0		0-0-0	0-0-0		NEUTRAL		0-1-0		0-0-0		2-1-0
5-13-0		1-5-0	0-0-0		CONFERENCE		1-2-0		2-4-0		1-2-0
3-6-0		1-2-0	0-0-0		HOME		1-2-0		1-2-0		0-0-0
2-7-0		0-3-0	0-0-0		AWAY		0-0-0		1-2-0		1-2-0
0-0-0		0-0-0	0-0-0		NEUTRAL		0-0-0		0-0-0		0-0-0
RPI S	Opponent	Score	RPI S	Opponent	Score	RPI S	Opponent	Score	RPI S	Opponent	Score
6 A	Ole Miss	3 4				58 A	Southeast Mo. St.	2 4	114 H	Ga. Southern	7 9
13 H	La.-Lafayette	2 5				58 H	Southeast Mo. St.	8 13	114 H	Ga. Southern	6 5
13 H	La.-Lafayette	7 6				73 H	Troy	1 8	114 H	Ga. Southern	3 8
13 H	La.-Lafayette	1 6				73 H	Troy	1 11	126 A	UT Arlington	0 2
21 A	South Ala.	2 8				73 H	Troy	4 3	126 A	UT Arlington	8 11
21 A	South Ala.	7 12				84 A	Missouri St.	11 15	126 A	UT Arlington	4 0
21 A	South Ala.	2 3				98 N	Morehead St.	1 2	128 A	Southern Ill.	7 1
									128 H	Southern Ill.	1 0
									130 A	UAB	5 2
									130 A	UAB	14 5
									130 A	UAB	0 5
									146 H	Milwaukee	13 3
									146 H	Milwaukee	7 4
									146 H	Milwaukee	8 1
									146 H	Milwaukee	2 9
									200 N	Omaha	3 4
									210 A	Memphis	11 5
									226 A	Georgia St.	4 5
									226 A	Georgia St.	11 1
									226 A	Georgia St.	6 14
									274 N	Saint Louis	5 4
									274 N	Saint Louis	9 2
LAST 15 GAMES											
128 A	Southern Ill.	7 1	21 A	South Ala.	2 8						
73 H	Troy	1 8	58 A	Southeast Mo. St.	2 4						
73 H	Troy	4 3	13 H	La.-Lafayette	1 6						
73 H	Troy	1 11									
58 H	Southeast Mo. St.	8 13									

Non-Div. I Games:

Arkansas St.

21 A South Ala.	2	3
21 A South Ala.	7	12

A
r
k
a
n
s
a
s
s
t
.

A
r
k
a
n
s
a
s
s
t
.

UAB				Through Games Of April 20, 2016								
Average RPI Win: 123		WON-LOST RECORD	WINNING PCT. RANK	LAST 15 GAMES	STRENGTH OF SCHEDULE	OPP. STRENGTH OF SCHEDULE	TEAM RPI	ADJ RPI	CONF. RPI	ADJ CONF. RPI		
DIV. I ONLY		14-22-0	.38889 228	5-10-0	10	87	130	.51135 130	4	4		
DIV. I NON-CONF.		8-13-0	.38095 217	1-2-0	56	110	185	.47909 185	4	4		
TOTALS		RPI 1-25	RPI 26-50		W-L RECORDS		RPI 51-100		RPI 101-150		RPI 150+	
14-22-0		3-8-0	1-4-0		OVERALL		4-6-0		1-2-0		5-2-0	
13-10-0		2-3-0	1-0-0		HOME		4-3-0		1-2-0		5-2-0	
1-12-0		1-5-0	0-4-0		AWAY		0-3-0		0-0-0		0-0-0	
0-0-0		0-0-0	0-0-0		NEUTRAL		0-0-0		0-0-0		0-0-0	
8-13-0		0-2-0	1-4-0		NON-CONFERENCE		1-3-0		1-2-0		5-2-0	
8-6-0		0-2-0	1-0-0		HOME		1-0-0		1-2-0		5-2-0	
0-7-0		0-0-0	0-0-		AWAY		0-3-0		0-0-0		0-0-0	
0-0-0		0-0-0	0-0-0		NEUTRAL		0-0-0		0-0-0		0-0-0	
6-9-0		3-6-0	0-0-0		CONFERENCE		3-3-0		0-0-0		0-0-0	
5-4-0		2-1-0	0-0-0		HOME		3-3-0		0-0-0		0-0-0	
1-5-0		1-5-0	0-0-0		AWAY		0-0-0		0-0-0		0-0-0	
0-0-0		0-0-0	0-0-0		NEUTRAL		0-0-0		0-0-0		0-0-0	
RPI S	Opponent	Score	RPI S	Opponent	Score	RPI S	Opponent	Score	RPI S	Opponent	Score	
6 H	Ole Miss	1 8	41 A	Creighton	1 2	70 A	Jacksonville St.	10 11	129 H	Arkansas St.	2 5	
6 H	Ole Miss	1 5	41 A	Creighton	1 3	73 A	Troy	1 2	129 H	Arkansas St.	5 14	
18 A	Fla. Atlantic	3 7	41 A	Creighton	3 4	73 H	Troy	7 0	129 H	Arkansas St.	5 0	
18 A	Fla. Atlantic	3 5	47 A	Alabama	6 7	83 H	Western Ky.	1 2	183 H	Kennesaw St.	4 3	
18 A	Fla. Atlantic	0 5	47 H	Alabama	8 0	83 H	Western Ky.	2 0	183 H	Kennesaw St.	6 10	
19 A	Rice	3 7				83 H	Western Ky.	5 6	183 H	Kennesaw St.	2 1	
19 A	Rice	0 3				88 H	Louisiana Tech	4 5	244 H	Ohio	1 2	
19 A	Rice	6 2				88 H	Louisiana Tech	7 0	244 H	Ohio	15 6	
23 H	Southern Miss.	8 7				88 H	Louisiana Tech	10 8	244 H	Ohio	7 2	
23 H	Southern Miss.	5 3				95 A	Samford	2 13	298 H	Alabama A&M	12 2	
23 H	Southern Miss.	0 11										
LAST 15 GAMES												
23 H Southern Miss.						0 11	70 A Jacksonville St.	10 11				
23 H Southern Miss.						8 7	83 H Western Ky.	5 6				
23 H Southern Miss.						5 3	83 H Western Ky.	1 2				
47 A Alabama						6 7						
19 A Rice						0 3						

Non-Div. I Games:

UAB

19 A Rice	6	2
19 A Rice	3	7

U
A
B

U
A
B

Average RPI Win: 218		WON-LOST RECORD	WINNING PCT. RANK		LAST 15 GAMES	STRENGTH OF SCHEDULE	OPP. STRENGTH OF SCHEDULE	TEAM RPI	ADJ RPI		CONF. RPI	ADJ CONF. RPI				
Average RPI Loss: 109																
DIV. I ONLY		22-16-0	.57895	95	9-6-0	166	180	131	.51015	131	16	16				
DIV. I NON-CONF.		15-11-0	.57692	103	5-3-0	210	245	162	.4947	162	18	18				
<hr/>																
TOTALS		RPI 1-25	RPI 26-50		W-L RECORDS		RPI 51-100		RPI 101-150		RPI 150+					
22-16-0		1-3-0	0-4-0		OVERALL		2-4-0		0-0-0		19-5-0					
17-5-0		1-2-0	0-0-0		HOME		1-0-0		0-0-0		15-3-0					
5-11-0		0-1-0	0-4-0		AWAY		1-4-0		0-0-0		4-2-0					
0-0-0		0-0-0	0-0-0		NEUTRAL		0-0-0		0-0-0		0-0-0					
15-11-0		0-1-0	0-4-0		NON-CONFERENCE		1-2-0		0-0-0		14-4-0					
14-2-0		0-0-0	0-0-0		HOME		1-0-0		0-0-0		13-2-0					
1-9-0		0-1-0	0-0-		AWAY		0-2-0		0-0-0		1-2-0					
0-0-0		0-0-0	0-0-0		NEUTRAL		0-0-0		0-0-0		0-0-0					
7-5-0		1-2-0	0-0-0		CONFERENCE		1-2-0		0-0-0		5-1-0					
3-3-0		1-2-0	0-0-0		HOME		0-0-0		0-0-0		2-1-0					
4-2-0		0-0-0	0-0-0		AWAY		1-2-0		0-0-0		3-0-0					
0-0-0		0-0-0	0-0-0		NEUTRAL		0-0-0		0-0-0		0-0-0					
RPI	S	Opponent	Score		RPI	S	Opponent	Score		RPI	S	Opponent	Score			
2	A	Louisville	1	10	31	A	East Carolina	1	11	75	A	High Point	2	7		
15	H	Coastal Caro.	2	7	31	A	East Carolina	6	9	75	A	High Point	4	3		
15	H	Coastal Caro.	2	11	31	A	East Carolina	3	5	75	A	High Point	1	2		
15	H	Coastal Caro.	5	2	46	A	Virginia	4	9	77	A	VCU	2	5		
										77	H	VCU	10	9		
										98	A	Morehead St.	8	9		
												209	H	Hofstra	6	5
												209	H	Hofstra	4	3
												209	H	Hofstra	2	0
												218	A	VMI	5	2
												218	H	VMI	10	9
												245	H	Wagner	4	6
												245	H	Wagner	6	0
												245	H	Wagner	6	3
												249	A	Charleston So.	4	1
												249	A	Charleston So.	6	2
												249	A	Charleston So.	13	4
												260	A	N.C. Central	3	5
												260	H	N.C. Central	4	7
												264	H	Fairleigh Dickinson	6	3
												264	H	Fairleigh Dickinson	4	3
												264	H	Fairleigh Dickinson	5	3
												284	H	Norfolk St.	11	9
												286	A	George Mason	6	13
												289	H	Savannah St.	9	4
												289	H	Savannah St.	6	5
												289	H	Savannah St.	7	6
<hr/>																
					LAST 15 GAMES											
					260	A	N.C. Central	3	5	75	A	High Point	4	3		
					289	H	Savannah St.	7	6	260	H	N.C. Central	4	7		
					289	H	Savannah St.	6	5	249	A	Charleston So.	6	2		
					289	H	Savannah St.	9	4							
					46	A	Virginia	4	9							

Non-Div. I Games:

Longwood

75 A High Point	1	2
75 A High Point	2	7

L
o
n
g
w
o
o
d

L
o
n
g
w
o
o
d

Texas

Texas

Texas

149 A Kansas St.	2	3
149 A Kansas St.	12	5

T
e
x
a
s

T
e
x
a
s

Average RPI Win:	175	WON-LOST	WINNING	LAST 15	STRENGTH OF	OPP. STRENGTH	TEAM	ADJ	CONF.	ADJ CONF.	
Average RPI Loss:	155	RECORD	PCT. RANK	GAMES	SCHEDULE	OF SCHEDULE	RPI	RPI	RPI	RPI	
DIV. I ONLY	14-13-0	.51852	133	6-7-0	174	217	133	.51003	133	12	12
DIV. I NON-CONF.	12-10-0	.54545	124	4-4-0	253	212	150	.50054	150	14	14
<hr/>											
TOTALS	RPI 1-25	RPI 26-50		W-L RECORDS	RPI 51-100		RPI 101-150		RPI 150+		
14-13-0	0-0-0	2-0-0		OVERALL	3-6-0		1-2-0		8-5-0		
2-1-0	0-0-0	0-0-0		HOME	1-1-0		0-0-0		1-0-0		
4-10-0	0-0-0	0-0-0		AWAY	2-5-0		1-2-0		1-3-0		
8-2-0	0-0-0	2-0-0		NEUTRAL	0-0-0		0-0-0		6-2-0		
<hr/>											
12-10-0	0-0-0	2-0-0		NON-CONFERENCE	2-5-0		0-0-0		8-5-0		
1-0-0	0-0-0	0-0-0		HOME	0-0-0		0-0-0		1-0-0		
3-8-0	0-0-0	0-0-		AWAY	2-5-0		0-0-0		1-3-0		
8-2-0	0-0-0	2-0-0		NEUTRAL	0-0-0		0-0-0		6-2-0		
<hr/>											
2-3-0	0-0-0	0-0-0		CONFERENCE	1-1-0		1-2-0		0-0-0		
1-1-0	0-0-0	0-0-0		HOME	1-1-0		0-0-0		0-0-0		
1-2-0	0-0-0	0-0-0		AWAY	0-0-0		1-2-0		0-0-0		
0-0-0	0-0-0	0-0-0		NEUTRAL	0-0-0		0-0-0		0-0-0		
<hr/>											
RPI S	Opponent	Score	RPI S	Opponent	Score	RPI S	Opponent	Score	RPI S	Opponent	Score
			35 N	Notre Dame	4 3	59 A	McNeese St.	1 3	121 A	Evansville	0 2
			37 N	Gonzaga	5 4	59 A	McNeese St.	3 9	121 A	Evansville	6 7
						59 A	McNeese St.	5 3	121 A	Evansville	4 3
						68 A	Austin Peay	9 7	205 N	Dartmouth	7 2
						68 A	Austin Peay	4 8	250 A	Northwestern	1 5
						68 A	Austin Peay	1 7	254 N	Bucknell	8 2
						84 H	Missouri St.	2 1	254 N	Bucknell	12 4
						84 H	Missouri St.	3 8	254 N	Bucknell	10 8
						91 A	Iowa	6 7	256 H	Western Ill.	6 3
									263 N	Western Mich.	3 6
									263 N	Western Mich.	16 5
									266 A	Incarnate Word	2 6
									279 N	Lehigh	2 1
									282 A	Butler	1 3
									282 A	Butler	9 5
						287 N	Texas Southern	7 9			
			LAST 15 GAMES								
			121 A	Evansville	0 2	282 A	Butler	9 5			
			121 A	Evansville	4 3	282 A	Butler	1 3			
			121 A	Evansville	6 7	263 N	Western Mich.	3 6			
			250 A	Northwestern	1 5						
			84 H	Missouri St.	2 1						

Non-Div. I Games: Illinois Col. 17 1 MacMurray 11 2

Bradley

84	H	Missouri St.	3	8
256	H	Western Ill.	6	3

B
r
a
d
l
e
y

B
r
a
d
l
e
y

Average RPI Win: 192		WON-LOST	WINNING	LAST 15	STRENGTH OF		OPP. STRENGTH	TEAM	ADJ	CONF.	ADJ CONF.
Average RPI Loss: 119		RECORD	PCT. RANK	GAMES	SCHEDULE		OF SCHEDULE	RPI	RPI	RPI	RPI
DIV. I ONLY		13-18-0	.41935	211	6-8-0		111	177	134	.50977	134
DIV. I NON-CONF.		7-14-0	.33333	236	2-4-0		108	91	155	.499	155
TOTALS		RPI 1-25	RPI 26-50		W-L RECORDS		RPI 51-100		RPI 101-150		RPI 150+
13-18-0		0-3-0	1-3-0		OVERALL		2-4-0		0-0-0		10-8-0
3-3-0		0-0-0	0-1-0		HOME		2-1-0		0-0-0		1-1-0
9-14-0		0-3-0	1-2-0		AWAY		0-2-0		0-0-0		8-7-0
1-1-0		0-0-0	0-0-0		NEUTRAL		0-1-0		0-0-0		1-0-0
7-14-0		0-3-0	1-3-0		NON-CONFERENCE		0-3-0		0-0-0		6-5-0
1-2-0		0-0-0	0-1-0		HOME		0-0-0		0-0-0		1-1-0
6-11-0		0-3-0	1-0-		AWAY		0-2-0		0-0-0		5-4-0
0-1-0		0-0-0	0-0-0		NEUTRAL		0-1-0		0-0-0		0-0-0
6-4-0		0-0-0	0-0-0		CONFERENCE		2-1-0		0-0-0		4-3-0
2-1-0		0-0-0	0-0-0		HOME		2-1-0		0-0-0		0-0-0
3-3-0		0-0-0	0-0-0		AWAY		0-0-0		0-0-0		3-3-0
1-0-0		0-0-0	0-0-0		NEUTRAL		0-0-0		0-0-0		1-0-0
RPI S	Opponent	Score	RPI S	Opponent	Score	RPI S	Opponent	Score	RPI S	Opponent	Score
9 A	Florida St.	1 19	33 A	Maryland	0 1	66 A	Hartford	13 14	164 H	Northeastern	2 6
9 A	Florida St.	4 23	33 A	Maryland	2 1	77 H	VCU	5 1	177 N	Davidson	13 4
9 A	Florida St.	1 8	33 A	Maryland	10 13	77 H	VCU	3 7	182 A	Winthrop	4 8
			40 H	Bryant	5 6	77 H	VCU	7 3	182 A	Winthrop	11 7
						87 A	Penn St.	3 5	182 A	Winthrop	7 8
						92 N	Indiana St.	2 8	184 A	Campbell	7 6
									204 A	Holy Cross	3 5
									208 A	Fordham	0 8
									208 A	Fordham	2 4
									208 A	Fordham	3 1
									216 H	Central Conn. St.	5 1
									252 A	Brown	10 6
									259 A	Towson	9 4
									259 A	Towson	7 2
									259 A	Towson	1 7
									286 A	George Mason	4 3
									286 A	George Mason	1 2
									286 A	George Mason	5 2
LAST 15 GAMES											
			66 A	Hartford	13 14	77 H	VCU	7 3			
			208 A	Fordham	2 4	77 H	VCU	5 1			
			208 A	Fordham	0 8	40 H	Bryant	5 6			
			208 A	Fordham	3 1						
			204 A	Holy Cross	3 5						

Non-Div. I Games:

Rhode Island

252	A	Brown	10	6
77	H	VCU	3	7

R
h
o
d
e
I
s
l
a
n
d

R
h
o
d
e
I
s
l
a
n
d

Average RPI Win: 120		WON-LOST RECORD	WINNING PCT. RANK	LAST 15 GAMES	STRENGTH OF SCHEDULE	OPP. STRENGTH OF SCHEDULE	TEAM RPI	ADJ RPI	CONF. RPI	ADJ CONF. RPI							
Average RPI Loss: 113																	
DIV. I ONLY		13-20-0	.39394	224	7-8-0	58	123	135	.5097	135	3	3					
DIV. I NON-CONF.		5-15-0	.25	266	2-5-0	112	206	245	.44804	245	3	3					
<hr/>																	
TOTALS		RPI 1-25		RPI 26-50		W-L RECORDS		RPI 51-100		RPI 101-150		RPI 150+					
13-20-0		0-2-0		3-4-0		OVERALL		2-1-0		4-5-0		4-8-0					
5-3-0		0-0-0		3-0-0		HOME		0-0-0		0-0-0		2-3-0					
6-11-0		0-0-0		0-3-0		AWAY		2-1-0		3-3-0		1-4-0					
2-6-0		0-2-0		0-1-0		NEUTRAL		0-0-0		1-2-0		1-1-0					
5-15-0		0-2-0		0-3-0		NON-CONFERENCE		0-0-0		1-2-0		4-8-0					
2-3-0		0-0-0		0-0-0		HOME		0-0-0		0-0-0		2-3-0					
1-7-0		0-0-0		0-0-		AWAY		0-0-0		0-0-0		1-4-0					
2-5-0		0-2-0		0-0-0		NEUTRAL		0-0-0		1-2-0		1-1-0					
8-5-0		0-0-0		3-1-0		CONFERENCE		2-1-0		3-3-0		0-0-0					
3-0-0		0-0-0		3-0-0		HOME		0-0-0		0-0-0		0-0-0					
5-4-0		0-0-0		0-0-0		AWAY		2-1-0		3-3-0		0-0-0					
0-1-0		0-0-0		0-1-0		NEUTRAL		0-0-0		0-0-0		0-0-0					
RPI	S	Opponent		Score		RPI	S	Opponent		Score		RPI	S	Opponent		Score	
20	N	Minnesota		3	9	32	A	BYU		0	6	78	A	Oregon		4	1
20	N	Minnesota		1	6	32	A	BYU		3	14	78	A	Oregon		2	0
						38	A	St. Mary's (CA)		2	7	78	A	Oregon		5	9
						42	N	Oregon St.		2	10						
						50	H	Arizona		4	2						
						50	H	Arizona		7	6						
						50	H	Arizona		6	3						
<hr/>																	
LAST 15 GAMES																	
						151	H	Utah Valley		11	12	102	A	Southern California		2	5
						213	H	UC Riverside		3	5	151	A	Utah Valley		4	10
						213	H	UC Riverside		9	8	50	H	Arizona		4	2
						213	H	UC Riverside		4	0						
						32	A	BYU		3	14						

Non-Div. I Games:

Utah

102 A Southern California	14	8
102 A Southern California	1	6

U
t
a
h

U
t
a
h

Average RPI Win:	162	WON-LOST RECORD	WINNING PCT. RANK	LAST 15 GAMES	STRENGTH OF SCHEDULE	OPP. STRENGTH OF SCHEDULE	TEAM RPI	ADJ RPI	CONF. RPI	ADJ CONF. RPI	
Average RPI Loss:	134										
DIV. I ONLY	20-19-0	.51282	144	6-9-0	108	154	136	.50895	136	16	16
DIV. I NON-CONF.	14-13-0	.51852	141	1-3-0	42	77	93	.53055	93	18	18
<hr/>											
TOTALS	RPI 1-25	RPI 26-50		W-L RECORDS		RPI 51-100		RPI 101-150		RPI 150+	
20-19-0	0-0-0	2-3-0		OVERALL		5-5-0		3-1-0		10-10-0	
14-6-0	0-0-0	1-1-0		HOME		3-4-0		3-0-0		7-1-0	
3-12-0	0-0-0	0-2-0		AWAY		0-1-0		0-0-0		3-9-0	
3-1-0	0-0-0	1-0-0		NEUTRAL		2-0-0		0-1-0		0-0-0	
14-13-0	0-0-0	2-3-0		NON-CONFERENCE		5-5-0		3-1-0		4-4-0	
9-5-0	0-0-0	1-1-0		HOME		3-4-0		3-0-0		2-0-0	
2-7-0	0-0-0	0-0-		AWAY		0-1-0		0-0-0		2-4-0	
3-1-0	0-0-0	1-0-0		NEUTRAL		2-0-0		0-1-0		0-0-0	
6-6-0	0-0-0	0-0-0		CONFERENCE		0-0-0		0-0-0		6-6-0	
5-1-0	0-0-0	0-0-0		HOME		0-0-0		0-0-0		5-1-0	
1-5-0	0-0-0	0-0-0		AWAY		0-0-0		0-0-0		1-5-0	
0-0-0	0-0-0	0-0-0		NEUTRAL		0-0-0		0-0-0		0-0-0	
RPI	S	Opponent	Score	RPI	S	Opponent	Score	RPI	S	Opponent	Score
				33	A	Maryland	9 10	53	A	Old Dominion	6 7
				33	H	Maryland	5 4	72	H	UConn	5 7
				45	A	Duke	1 6	72	H	UConn	5 4
				45	H	Duke	7 8	72	H	UConn	8 5
				45	N	Duke	1 0	96	H	Kent St.	5 6
								96	H	Kent St.	4 2
								96	H	Kent St.	0 2
								96	H	Kent St.	1 8
								100	N	Marshall	9 8
								100	N	Marshall	7 3
				</							

Non-Div. I Games:

Liberty

249 H Charleston So.	9	6
249 H Charleston So.	1	6

L
i
b
e
r
t
y

L
i
b
e
r
t
y

Average RPI Win: 199		WON-LOST RECORD		WINNING PCT. RANK		LAST 15 GAMES		STRENGTH OF SCHEDULE		OPP. STRENGTH OF SCHEDULE		TEAM RPI		ADJ RPI		CONF. RPI		ADJ CONF. RPI	
DIV. I ONLY		23-15-0		.60526 76		11-4-0		232		159		137		.50759 137		25		25	
DIV. I NON-CONF.		14-11-0		.56 115		2-2-0		206		71		125		.51318 125		24		24	
TOTALS		RPI 1-25		RPI 26-50		W-L RECORDS		RPI 51-100		RPI 101-150		RPI 150+							
23-15-0		1-4-0		0-1-0		OVERALL		1-1-0		6-3-0		15-6-0							
10-2-0		0-0-0		0-0-0		HOME		0-0-0		0-0-0		10-2-0							
8-7-0		1-3-0		0-0-0		AWAY		1-0-0		2-2-0		4-2-0							
5-6-0		0-1-0		0-1-0		NEUTRAL		0-1-0		4-1-0		1-2-0							
14-11-0		1-4-0		0-1-0		NON-CONFERENCE		1-0-0		4-2-0		8-4-0							
5-1-0		0-0-0		0-0-0		HOME		0-0-0		0-0-0		5-1-0							
4-5-0		1-3-0		0-0-		AWAY		1-0-0		0-1-0		2-1-0							
5-5-0		0-1-0		0-1-0		NEUTRAL		0-0-0		4-1-0		1-2-0							
9-4-0		0-0-0		0-0-0		CONFERENCE		0-1-0		2-1-0		7-2-0							
5-1-0		0-0-0		0-0-0		HOME		0-0-0		0-0-0		5-1-0							
4-2-0		0-0-0		0-0-0		AWAY		0-0-0		2-1-0		2-1-0							
0-1-0		0-0-0		0-0-0		NEUTRAL		0-1-0		0-0-0		0-0-0							
RPI	S	Opponent		Score		RPI	S	Opponent		Score		RPI	S	Opponent		Score			
6	N	Ole Miss		3	7	42	N	Oregon St.		6	7	85	A	Valparaiso		3	2		
12	A	LSU		7	1							96	N	Kent St.		3	8		
12	A	LSU		6	10									Cincinnati		4	3		
12	A	LSU		3	9									Cincinnati		6	4		
15	A	Coastal Caro.		5	12									Utah		5	11		
														Miami (OH)		9	6		
														Miami (OH)		9	0		
														Miami (OH)		2	4		
														Indiana		3	4		
														Milwaukee		11	5		
														Milwaukee		9	3		
														Utah Valley		3	1		
														Utah Valley		1	5		
														Xavier		5	4		
														George Washington		0	2		
														Dayton		1	3		
														Dayton		10	0		
														Dayton		6	1		
														Dayton		9	3		
														Ohio		20	3		
														Ohio		6	12		
														Ohio		17	14		
														Purdue		2	9		
														Purdue		9	8		
														Central Mich.		3	7		
														Central Mich.		10	7		
														Central Mich.		4	2		
														Western Mich.		7	2		
														Western Mich.		21	1		
LAST 15 GAMES				253	A	Purdue		2	9	263	H	Western Mich.		7	2	261	A	Central Mich.	
				261	A	Central Mich.		4	2	179	H	Xavier		5	4	261	A	Central Mich.	
				261	A	Central Mich.		10	7	244	H	Ohio		20	3	261	A	Central Mich.	
				261	A	Central Mich.		3	7							263	H	Western Mich.	
				144	A	Indiana		3	4							263	H	Western Mich.	

Non-Div. I Games:

Ball St.

Ball St.

263	H	Western Mich.	13	3
263	H	Western Mich.	21	1

Through Games Of April 20, 2016

RPI	S	Opponent	Score	
263	H	Western Mich.	13	3
289	A	Savannah St.	7	3
289	A	Savannah St.	10	1

Ball St.

B
a
l
l
S
t
.

B
a
l
l
S
t
.

Average RPI Win: 169		WON-LOST	WINNING	LAST 15	STRENGTH OF		OPP. STRENGTH	TEAM	ADJ	CONF.	ADJ CONF.
Average RPI Loss: 112		RECORD	PCT. RANK	GAMES	SCHEDULE		OF SCHEDULE	RPI	RPI	RPI	RPI
DIV. I ONLY		15-19-0	.44118	190	7-7-0		100	185	138	.50401	138
DIV. I NON-CONF.		9-12-0	.42857	190	3-4-0		136	231	166	.49081	166
TOTALS		RPI 1-25	RPI 26-50		W-L RECORDS		RPI 51-100		RPI 101-150		RPI 150+
15-19-0	0-1-0	1-4-0		OVERALL		0-3-0		4-5-0		10-6-0	
6-5-0	0-0-0	1-3-0		HOME		0-0-0		0-1-0		5-1-0	
7-12-0	0-1-0	0-1-0		AWAY		0-3-0		4-4-0		3-3-0	
2-2-0	0-0-0	0-0-0		NEUTRAL		0-0-0		0-0-0		2-2-0	
9-12-0	0-1-0	0-2-0		NON-CONFERENCE		0-0-0		1-5-0		8-4-0	
3-3-0	0-0-0	0-1-0		HOME		0-0-0		0-1-0		3-1-0	
4-7-0	0-1-0	0-0-		AWAY		0-0-0		1-4-0		3-1-0	
2-2-0	0-0-0	0-0-0		NEUTRAL		0-0-0		0-0-0		2-2-0	
6-7-0	0-0-0	1-2-0		CONFERENCE		0-3-0		3-0-0		2-2-0	
3-2-0	0-0-0	1-2-0		HOME		0-0-0		0-0-0		2-0-0	
3-5-0	0-0-0	0-0-0		AWAY		0-3-0		3-0-0		0-2-0	
0-0-0	0-0-0	0-0-0		NEUTRAL		0-0-0		0-0-0		0-0-0	
RPI S	Opponent	Score		RPI S	Opponent	Score		RPI S	Opponent	Score	
7 A	UC Santa Barbara	4	5	38 A	St. Mary's (CA)	1	6	65 A	Fresno St.	4	5
				38 H	St. Mary's (CA)	5	8	65 A	Fresno St.	6	7
				48 H	New Mexico	2	3	65 A	Fresno St.	3	8
				48 H	New Mexico	3	8				
				48 H	New Mexico	7	6				
LAST 15 GAMES				161 A	Texas St.	6	3	250 N	Northwestern	1	5
7 A	UC Santa Barbara	4	5	38 H	St. Mary's (CA)	5	8	250 N	Northwestern	2	4
65 A	Fresno St.	6	7	187 H	San Diego St.	3	2	250 N	Northwestern	11	2
65 A	Fresno St.	3	8					250 N	Northwestern	10	6
65 A	Fresno St.	4	5					270 A	UC Davis	3	1
147 H	Sacramento St.	2	7								

Non-Div. I Games:

Nevada

161	A	Texas St.	2	3
161	A	Texas St.	17	6

N
e
v
a
d
a

N
e
v
a
d
a

Average RPI Win:		192	WON-LOST RECORD		WINNING PCT. RANK		LAST 15 GAMES		STRENGTH OF SCHEDULE		OPP. STRENGTH OF SCHEDULE		TEAM RPI		ADJ RPI		CONF. RPI		ADJ CONF. RPI				
DIV. I ONLY			17-20-0		.45946 176		6-9-0		127		127		139		.50377 139		14		14				
DIV. I NON-CONF.			11-15-0		.42308 197		3-5-0		114		144		156		.4989 156		15		15				
TOTALS		RPI 1-25		RPI 26-50		W-L RECORDS		RPI 51-100		RPI 101-150		RPI 150+											
17-20-0		0-4-0		0-2-0		OVERALL		1-6-0		0-3-0		16-5-0											
9-5-0		0-3-0		0-0-0		HOME		0-1-0		0-0-0		9-1-0											
8-12-0		0-1-0		0-1-0		AWAY		1-3-0		0-3-0		7-4-0											
0-3-0		0-0-0		0-1-0		NEUTRAL		0-2-0		0-0-0		0-0-0											
11-15-0		0-1-0		0-2-0		NON-CONFERENCE		1-6-0		0-3-0		10-3-0											
7-2-0		0-0-0		0-0-0		HOME		0-1-0		0-0-0		7-1-0											
4-10-0		0-1-0		0-0-		AWAY		1-3-0		0-3-0		3-2-0											
0-3-0		0-0-0		0-1-0		NEUTRAL		0-2-0		0-0-0		0-0-0											
6-5-0		0-3-0		0-0-0		CONFERENCE		0-0-0		0-0-0		6-2-0											
2-3-0		0-3-0		0-0-0		HOME		0-0-0		0-0-0		2-0-0											
4-2-0		0-0-0		0-0-0		AWAY		0-0-0		0-0-0		4-2-0											
0-0-0		0-0-0		0-0-0		NEUTRAL		0-0-0		0-0-0		0-0-0											
RPI	S	Opponent		Score		RPI	S	Opponent		Score		RPI	S	Opponent		Score							
16	A	North Carolina		2	17	42	N	Oregon St.		3	12	53	A	Old Dominion		1	7	104	A	CSUN		7	11
25	H	UNCW		1	6	46	A	Virginia		8	16	72	N	UConn		1	18	104	A	CSUN		3	11
25	H	UNCW		1	2							72	N	UConn		2	3	136	A	Liberty		4	8
25	H	UNCW		4	7							77	H	VCU		5	12	152	H	Georgetown		16	2
												93	A	San Diego		3	9	152	H	Georgetown		6	8
												93	A	San Diego		3	7	152	H	Georgetown		10	9
												93	A	San Diego		13	11	174	A	Charlotte		5	1
																		174	A	Charlotte		3	7
																		174	A	Charlotte		11	0
																		188	H	Richmond		12	8
																		195	A	Virginia Tech		12	8
																		201	A	Elon		14	7
																		201	A	Elon		10	5
																		201	A	Elon		7	13
																		204	H	Holy Cross		6	5
																		204	H	Holy Cross		8	5
																		204	H	Holy Cross		12	11
																		206	A	James Madison		11	4
																		206	A	James Madison		2	0
																		206	A	James Madison		5	8
																		209	H	Hofstra		15	10
																		209	H	Hofstra		14	6
																		284	A	Norfolk St.		3	6
																		284	H	Norfolk St.		10	6
						LAST 15 GAMES																	
						16	A	North Carolina		2	17	25	H	UNCW		4	7	284	A	Norfolk St.		3	6
						284	A	Norfolk St.		3	6	25	H	UNCW		1	2						
						206	A	James Madison		2	0	53	A	Old Dominion		1	7						
						206	A	James Madison		11	4												
						206	A	James Madison		5	8												

Non-Div. I Games:

William & Mary

77	H	VCU	5	12
25	H	UNCW	1	6

W
i
l
l
i
a
m
&
M
a
r
y

W
i
l
l
i
a
m
&
M
a
r
y

[illegible]

Non-Div. I Games:

Miami (OH)

179	H	Xavier	3	2
276	H	Bowling Green	7	5

RPI	S	Opponent	Score	
248	A	Buffalo	6	0
248	A	Buffalo	7	6
250	H	Northwestern	5	4
276	H	Bowling Green	4	3
276	H	Bowling Green	5	1
276	H	Bowling Green	7	5
282	A	Butler	10	3

Miami (OH)

M
i
a
m
i
(
O
H
)

M
i
a
m
i
(
O
H
)

Average RPI Win: 194		WON-LOST	WINNING	LAST 15	STRENGTH OF		OPP. STRENGTH	TEAM	ADJ		CONF.	ADJ CONF.		
Average RPI Loss: 131		RECORD	PCT. RANK	GAMES	SCHEDULE		OF SCHEDULE	RPI	RPI		RPI	RPI		
DIV. I ONLY		21-18-0	.53846	125	6-9-0		131	210	141	.50274	141	15	15	
DIV. I NON-CONF.		16-11-0	.59259	91	1-4-0		131	267	130	.51096	129	16	16	
TOTALS		RPI 1-25	RPI 26-50		W-L RECORDS		RPI 51-100		RPI 101-150		RPI 150+			
21-18-0		1-2-0	0-0-0		OVERALL		2-7-0		3-3-0		15-6-0			
16-8-0		1-0-0	0-0-0		HOME		0-3-0		2-0-0		13-5-0			
5-10-0		0-2-0	0-0-0		AWAY		2-4-0		1-3-0		2-1-0			
0-0-0		0-0-0	0-0-0		NEUTRAL		0-0-0		0-0-0		0-0-0			
16-11-0		1-2-0	0-0-0		NON-CONFERENCE		0-0-0		3-3-0		12-6-0			
13-5-0		1-0-0	0-0-0		HOME		0-0-0		2-0-0		10-5-0			
3-6-0		0-2-0	0-0-		AWAY		0-0-0		1-3-0		2-1-0			
0-0-0		0-0-0	0-0-0		NEUTRAL		0-0-0		0-0-0		0-0-0			
5-7-0		0-0-0	0-0-0		CONFERENCE		2-7-0		0-0-0		3-0-0			
3-3-0		0-0-0	0-0-0		HOME		0-3-0		0-0-0		3-0-0			
2-4-0		0-0-0	0-0-0		AWAY		2-4-0		0-0-0		0-0-0			
0-0-0		0-0-0	0-0-0		NEUTRAL		0-0-0		0-0-0		0-0-0			
RPI	S	Opponent	Score		RPI	S	Opponent	Score		RPI	S	Opponent	Score	
5	A	South Carolina	1	7						117	A	Baylor	0	4
11	A	Clemson	0	7						90	H	Western Caro.	3	12
22	H	Kentucky	5	4						90	H	Western Caro.	1	9
										95	A	Samford	4	3
										95	A	Samford	0	6
										95	A	Samford	3	11
										97	A	Mercer	7	5
										97	A	Mercer	3	14
										97	A	Mercer	7	12

Non-Div. I Games:

Wofford

95 A Samford	0	6
95 A Samford	3	11

W
o
f
f
o
r
d

W
o
f
f
o
r
d

Average RPI Win: 222		WON-LOST	WINNING	LAST 15	STRENGTH OF		OPP. STRENGTH	TEAM	ADJ	CONF.	ADJ CONF.
Average RPI Loss: 125		RECORD	PCT. RANK	GAMES	SCHEDULE		OF SCHEDULE	RPI	RPI	RPI	RPI
DIV. I ONLY		26-14-0	.65	49	6-9-0		235	175	142	.50264	142
DIV. I NON-CONF.		21-7-0	.75	28	2-2-0		296	210	169	.48918	169
TOTALS		RPI 1-25	RPI 26-50		W-L RECORDS		RPI 51-100		RPI 101-150		RPI 150+
26-14-0	0-4-0	0-0-0		OVERALL		2-2-0		1-2-0		23-6-0	
23-5-0	0-0-0	0-0-0		HOME		2-1-0		1-1-0		20-3-0	
3-9-0	0-4-0	0-0-0		AWAY		0-1-0		0-1-0		3-3-0	
0-0-0	0-0-0	0-0-0		NEUTRAL		0-0-0		0-0-0		0-0-0	
21-7-0	0-1-0	0-0-0		NON-CONFERENCE		0-1-0		1-2-0		20-3-0	
19-3-0	0-0-0	0-0-0		HOME		0-0-0		1-1-0		18-2-0	
2-4-0	0-1-0	0-0-		AWAY		0-1-0		0-1-0		2-1-0	
0-0-0	0-0-0	0-0-0		NEUTRAL		0-0-0		0-0-0		0-0-0	
5-7-0	0-3-0	0-0-0		CONFERENCE		2-1-0		0-0-0		3-3-0	
4-2-0	0-0-0	0-0-0		HOME		2-1-0		0-0-0		2-1-0	
1-5-0	0-3-0	0-0-0		AWAY		0-0-0		0-0-0		1-2-0	
0-0-0	0-0-0	0-0-0		NEUTRAL		0-0-0		0-0-0		0-0-0	
RPI S	Opponent	Score		RPI S	Opponent	Score		RPI S	Opponent	Score	
15 A	Coastal Caro.	4	16					75 H	High Point	9	0
15 A	Coastal Caro.	6	10					75 H	High Point	2	5
15 A	Coastal Caro.	4	10					75 H	High Point	3	1
16 A	North Carolina	5	11					90 A	Western Caro.	14	16
								141 A	Wofford	9	13
								141 H	Wofford	1	5
								141 H	Wofford	5	3
								170 A	Furman	2	1
								170 H	Furman	6	3
								174 H	Charlotte	8	4
								176 H	Presbyterian	3	1
								176 H	Presbyterian	0	3
								176 H	Presbyterian	14	0
								184 A	Campbell	4	10
								184 A	Campbell	4	17
								184 A	Campbell	5	0
								206 H	James Madison	5	4
								206 H	James Madison	7	6
								206 H	James Madison	8	2
								231 A	USC Upstate	4	7
								231 H	USC Upstate	0	3
								235 H	Lafayette	6	7
								236 H	Rider	3	2
								236 H	Rider	8	2
								236 H	Rider	6	2
								236 H	Rider	6	1
								278 H	Iona	9	8
								278 H	Iona	4	2
								278 H	Iona	11	1
								278 H	Iona	3	2
								290 A	N.C. A&T	1	0
				LAST 15 GAMES							
				174 H	Charlotte	8	4	184 A	Campbell	4	10
				75 H	High Point	2	5	170 A	Furman	2	1
				75 H	High Point	3	1	15 A	Coastal Caro.	6	10
				75 H	High Point	9	0				
				231 A	USC Upstate	4	7				

Non-Div. I Games:

Gardner-Webb

184	A	Campbell	5	0
184	A	Campbell	4	17

RPI	S	Opponent	Score	
290	H	N.C. A&T	10	6
292	H	Delaware St.	7	6
292	H	Delaware St.	7	1
292	H	Delaware St.	9	0
292	H	Delaware St.	8	0

Gardner-Webb

G
a
r
d
n
e
r
-
W
e
b
b

G
a
r
d
n
e
r
-
W
e
b
b

Average RPI Win:		142	WON-LOST RECORD		WINNING PCT. RANK		LAST 15 GAMES		STRENGTH OF SCHEDULE		OPP. STRENGTH OF SCHEDULE		TEAM RPI		ADJ RPI		CONF. RPI		ADJ CONF. RPI				
DIV. I ONLY			13-26-0		.33333 254		5-10-0		66		112		143		.50242 143		8		8				
DIV. I NON-CONF.			6-18-0		.25 266		1-3-0		32		92		167		.48982 167		8		8				
TOTALS		RPI 1-25		RPI 26-50		W-L RECORDS		RPI 51-100		RPI 101-150		RPI 150+											
13-26-0		0-4-0		3-6-0		OVERALL		0-3-0		2-5-0		8-8-0											
4-2-0		0-0-0		2-2-0		HOME		0-0-0		0-0-0		2-0-0											
7-20-0		0-4-0		1-4-0		AWAY		0-3-0		2-5-0		4-4-0											
2-4-0		0-0-0		0-0-0		NEUTRAL		0-0-0		0-0-0		2-4-0											
6-18-0		0-4-0		1-5-0		NON-CONFERENCE		0-3-0		0-1-0		5-5-0											
1-1-0		0-0-0		0-1-0		HOME		0-0-0		0-0-0		1-0-0											
3-13-0		0-4-0		1-0-		AWAY		0-3-0		0-1-0		2-1-0											
2-4-0		0-0-0		0-0-0		NEUTRAL		0-0-0		0-0-0		2-4-0											
7-8-0		0-0-0		2-1-0		CONFERENCE		0-0-0		2-4-0		3-3-0											
3-1-0		0-0-0		2-1-0		HOME		0-0-0		0-0-0		1-0-0											
4-7-0		0-0-0		0-0-0		AWAY		0-0-0		2-4-0		2-3-0											
0-0-0		0-0-0		0-0-0		NEUTRAL		0-0-0		0-0-0		0-0-0											
RPI	S	Opponent		Score		RPI	S	Opponent		Score		RPI	S	Opponent		Score							
7	A	UC Santa Barbara		2	8	27	A	California		4	5	94	A	Cal Poly		1	2	106	A	Loyola Marymount	1	5	
7	A	UC Santa Barbara		3	7	27	A	California		5	7	94	A	Cal Poly		6	7	106	A	Loyola Marymount	4	3	
7	A	UC Santa Barbara		5	13	37	H	Gonzaga		5	3	94	A	Cal Poly		5	10	106	A	Loyola Marymount	4	13	
7	A	UC Santa Barbara		5	6	37	H	Gonzaga		9	1							112	A	Pepperdine	3	1	
						37	H	Gonzaga		2	10							112	A	Pepperdine	0	7	
						42	A	Oregon St.		0	4							112	A	Pepperdine	0	2	
						42	A	Oregon St.		5	0							147	A	Sacramento St.	5	6	
						42	A	Oregon St.		5	8							151	N	Utah Valley	4	8	
						48	H	New Mexico		3	12							156	A	Santa Clara	0	2	
																		156	A	Santa Clara	6	3	
																		156	A	Santa Clara	5	2	
																		163	N	UMass Lowell	8	1	
																		172	N	Grand Canyon	5	6	
																		173	A	Pacific	3	5	
																		173	A	Pacific	2	14	
																		173	H	Pacific	3	2	
																		197	N	Hawaii	3	11	
																		197	N	Hawaii	7	9	
																		197	N	Hawaii	5	4	
																		199	A	San Jose St.	6	3	
																		199	H	San Jose St.	4	3	
																		270	A	UC Davis	3	15	
																		270	A	UC Davis	2	1	
LAST 15 GAMES																							
199	H	San Jose St.		4	3	106	A	Loyola Marymount		4	13	270	A	UC Davis		3	15	112	A	Pepperdine	3	1	
37	H	Gonzaga		5	3																		
37	H	Gonzaga		2	10																		
37	H	Gonzaga		9	1																		
48	H	New Mexico		3	12																		

Non-Div. I Games:

San Francisco

106 A Loyola Marymount	1	5
106 A Loyola Marymount	4	3

S
a
n
F
r
a
n
c
i
s
c
o

S
a
n
F
r
a
n
c
i
s
c
o

Average RPI Win:	168	WON-LOST RECORD	WINNING PCT. RANK	LAST 15 GAMES	STRENGTH OF SCHEDULE	OPP. STRENGTH OF SCHEDULE	TEAM RPI	ADJ RPI	CONF. RPI	ADJ CONF. RPI	
Average RPI Loss:	97										
DIV. I ONLY	21-14-0	.6	81	10-5-0	242	63	144	.50232	144	6	6
DIV. I NON-CONF.	15-11-0	.57692	103	4-2-0	214	79	138	.50647	138	6	6
<hr/>											
TOTALS	RPI 1-25	RPI 26-50		W-L RECORDS	RPI 51-100		RPI 101-150		RPI 150+		
21-14-0	0-0-0	0-0-0		OVERALL	7-8-0		4-5-0		10-1-0		
13-5-0	0-0-0	0-0-0		HOME	5-3-0		1-1-0		7-1-0		
6-7-0	0-0-0	0-0-0		AWAY	2-5-0		3-2-0		1-0-0		
2-2-0	0-0-0	0-0-0		NEUTRAL	0-0-0		0-2-0		2-0-0		
15-11-0	0-0-0	0-0-0		NON-CONFERENCE	4-5-0		4-5-0		7-1-0		
8-4-0	0-0-0	0-0-0		HOME	3-2-0		1-1-0		4-1-0		
5-5-0	0-0-0	0-0-		AWAY	1-3-0		3-2-0		1-0-0		
2-2-0	0-0-0	0-0-0		NEUTRAL	0-0-0		0-2-0		2-0-0		
6-3-0	0-0-0	0-0-0		CONFERENCE	3-3-0		0-0-0		3-0-0		
5-1-0	0-0-0	0-0-0		HOME	2-1-0		0-0-0		3-0-0		
1-2-0	0-0-0	0-0-0		AWAY	1-2-0		0-0-0		0-0-0		
0-0-0	0-0-0	0-0-0		NEUTRAL	0-0-0		0-0-0		0-0-0		
RPI	S	Opponent	Score	RPI	S	Opponent	Score	RPI	S	Opponent	Score

Non-Div. I Games:

Indiana

253 H Purdue	7	6
253 H Purdue	3	2

I
n
d
i
a
n
a

I
n
d
i
a
n
a

Average RPI Win: 189		WON-LOST	WINNING	LAST 15	STRENGTH OF		OPP. STRENGTH	TEAM	ADJ	CONF.	ADJ CONF.
Average RPI Loss: 162		RECORD	PCT. RANK	GAMES	SCHEDULE		OF SCHEDULE	RPI	RPI	RPI	RPI
DIV. I ONLY		15-19-0	.44118	190	10-5-0		150	258	145	.50138	145
DIV. I NON-CONF.		5-17-0	.22727	274	1-3-0		143	284	238	.45197	237
TOTALS		RPI 1-25	RPI 26-50		W-L RECORDS		RPI 51-100		RPI 101-150		RPI 150+
15-19-0	0-0-0	0-3-0		OVERALL		3-1-0		0-0-0		12-15-0	
7-0-0	0-0-0	0-0-0		HOME		3-0-0		0-0-0		4-0-0	
8-19-0	0-0-0	0-3-0		AWAY		0-1-0		0-0-0		8-15-0	
0-0-0	0-0-0	0-0-0		NEUTRAL		0-0-0		0-0-0		0-0-0	
5-17-0	0-0-0	0-3-0		NON-CONFERENCE		0-1-0		0-0-0		5-13-0	
1-0-0	0-0-0	0-0-0		HOME		0-0-0		0-0-0		1-0-0	
4-17-0	0-0-0	0-0-		AWAY		0-1-0		0-0-0		4-13-0	
0-0-0	0-0-0	0-0-0		NEUTRAL		0-0-0		0-0-0		0-0-0	
10-2-0	0-0-0	0-0-0		CONFERENCE		3-0-0		0-0-0		7-2-0	
6-0-0	0-0-0	0-0-0		HOME		3-0-0		0-0-0		3-0-0	
4-2-0	0-0-0	0-0-0		AWAY		0-0-0		0-0-0		4-2-0	
0-0-0	0-0-0	0-0-0		NEUTRAL		0-0-0		0-0-0		0-0-0	
RPI S	Opponent	Score	RPI S	Opponent	Score	RPI S	Opponent	Score	RPI S	Opponent	Score
			44 A	UNCG	9 10	66 H	Hartford	5 3	163 A	UMass Lowell	1 2
			44 A	UNCG	4 19	66 H	Hartford	10 9	163 A	UMass Lowell	5 0
			44 A	UNCG	2 5	66 H	Hartford	12 1	163 A	UMass Lowell	7 8
						87 A	Penn St.	2 5	171 A	Delaware	7 9
									171 A	Delaware	4 5
									171 A	Delaware	2 4
									171 A	Delaware	2 13
									178 A	Houston Baptist	11 9
									178 A	Houston Baptist	3 4
									178 A	Houston Baptist	5 8
									178 A	Houston Baptist	4 11
									193 A	Marist	15 7
									193 A	Marist	1 6
									203 H	Albany (NY)	9 4
									203 H	Albany (NY)	8 6
									203 H	Albany (NY)	7 4
									218 A	VMI	1 2
									218 A	VMI	9 15
									218 A	VMI	15 10
									223 A	Penn	2 6
									223 A	Penn	7 0
									223 A	Penn	0 1
									239 A	Cornell	2 3
									254 H	Bucknell	14 2
									265 A	Maine	6 1
									265 A	Maine	2 0
									265 A	Maine	8 1
LAST 15 GAMES											
			193 A	Marist	1 6	163 A	UMass Lowell	1 2			
			193 A	Marist	15 7	163 A	UMass Lowell	5 0			
			66 H	Hartford	10 9	203 H	Albany (NY)	8 6			
			66 H	Hartford	12 1						
			66 H	Hartford	5 3						

Non-Div. I Games:

Binghamton

239	A	Cornell	2	3
163	A	UMass Lowell	7	8

B
i
n
g
h
a
m
t
o
n

B
i
n
g
h
a
m
t
o
n

Average RPI Win: 191		WON-LOST	WINNING	LAST 15	STRENGTH OF		OPP. STRENGTH	TEAM	ADJ	CONF.	ADJ CONF.
Average RPI Loss: 108		RECORD	PCT. RANK	GAMES	SCHEDULE		OF SCHEDULE	RPI	RPI	RPI	RPI
DIV. I ONLY		15-16-0	.48387	161	227		105	146	.50112	146	17
DIV. I NON-CONF.		9-12-0	.42857	190	208		60	141	.50534	141	13
TOTALS		RPI 1-25	RPI 26-50		W-L RECORDS		RPI 51-100		RPI 101-150		RPI 150+
15-16-0	1-3-0	0-0-0		OVERALL		2-4-0		2-7-0		10-2-0	
2-2-0	0-0-0	0-0-0		HOME		2-2-0		0-0-0		0-0-0	
12-11-0	1-3-0	0-0-0		AWAY		0-1-0		2-5-0		9-2-0	
1-3-0	0-0-0	0-0-0		NEUTRAL		0-1-0		0-2-0		1-0-0	
9-12-0	1-3-0	0-0-0		NON-CONFERENCE		0-2-0		2-7-0		6-0-0	
0-0-0	0-0-0	0-0-0		HOME		0-0-0		0-0-0		0-0-0	
8-9-0	1-3-0	0-0-		AWAY		0-1-0		2-5-0		5-0-0	
1-3-0	0-0-0	0-0-0		NEUTRAL		0-1-0		0-2-0		1-0-0	
6-4-0	0-0-0	0-0-0		CONFERENCE		2-2-0		0-0-0		4-2-0	
2-2-0	0-0-0	0-0-0		HOME		2-2-0		0-0-0		0-0-0	
4-2-0	0-0-0	0-0-0		AWAY		0-0-0		0-0-0		4-2-0	
0-0-0	0-0-0	0-0-0		NEUTRAL		0-0-0		0-0-0		0-0-0	
RPI S	Opponent	Score		RPI S	Opponent	Score		RPI S	Opponent	Score	
10 A	Texas Tech	3	12					129 A	Arkansas St.	4	7
10 A	Texas Tech	0	12					129 A	Arkansas St.	9	2
10 A	Texas Tech	1	9					129 A	Arkansas St.	1	8
10 A	Texas Tech	10	3					129 A	Arkansas St.	3	13
								137 N	Ball St.	3	9
								137 N	Ball St.	5	11
								149 A	Kansas St.	1	3
								149 A	Kansas St.	14	1
								149 A	Kansas St.	0	7
								189 A	Ill.-Chicago	5	6
								189 A	Ill.-Chicago	3	10
								189 A	Ill.-Chicago	7	2
								214 N	Bethune-Cookman	11	0
								232 A	Northern Ill.	7	6
								242 A	Youngstown St.	10	3
								242 A	Youngstown St.	22	3
								242 A	Youngstown St.	1	0
								251 A	Illinois St.	4	1
								251 A	Illinois St.	4	3
								251 A	Illinois St.	8	5
								291 A	Chicago St.	12	9
LAST 15 GAMES											
232 A	Northern Ill.	7	6	91 A	Iowa	1	9				
189 A	Ill.-Chicago	5	6	85 H	Valparaiso	6	5				
189 A	Ill.-Chicago	3	10	85 H	Valparaiso	3	7				
189 A	Ill.-Chicago	7	2								
291 A	Chicago St.	12	9								

Non-Div. I Games: Edgewood 7 5

Milwaukee

81 H Wright St.	2	9
81 H Wright St.	2	0

M
i
l
w
a
u
k
e
e

M
i
l
w
a
u
k
e
e

Average RPI Win:		192	WON-LOST RECORD		WINNING PCT. RANK		LAST 15 GAMES		STRENGTH OF SCHEDULE		OPP. STRENGTH OF SCHEDULE		TEAM RPI		ADJ RPI		CONF. RPI		ADJ CONF. RPI			
DIV. I ONLY			21-14-0		.6 81		9-6-0		256		69		147		.50109 147		26		26			
DIV. I NON-CONF.			11-12-0		.47826 165		1-4-0		58		17		81		.53599 81		25		25			
TOTALS		RPI 1-25		RPI 26-50		W-L RECORDS		RPI 51-100		RPI 101-150		RPI 150+										
21-14-0		1-2-0		1-5-0		OVERALL		1-3-0		5-1-0		13-3-0										
14-4-0		0-0-0		0-2-0		HOME		1-2-0		2-0-0		11-0-0										
6-10-0		1-2-0		1-3-0		AWAY		0-1-0		3-1-0		1-3-0										
1-0-0		0-0-0		0-0-0		NEUTRAL		0-0-0		0-0-0		1-0-0										
11-12-0		1-2-0		1-5-0		NON-CONFERENCE		1-3-0		5-1-0		3-1-0										
5-4-0		0-0-0		0-2-0		HOME		1-2-0		2-0-0		2-0-0										
5-8-0		1-2-0		1-0-		AWAY		0-1-0		3-1-0		0-1-0										
1-0-0		0-0-0		0-0-0		NEUTRAL		0-0-0		0-0-0		1-0-0										
10-2-0		0-0-0		0-0-0		CONFERENCE		0-0-0		0-0-0		10-2-0										
9-0-0		0-0-0		0-0-0		HOME		0-0-0		0-0-0		9-0-0										
1-2-0		0-0-0		0-0-0		AWAY		0-0-0		0-0-0		1-2-0										
0-0-0		0-0-0		0-0-0		NEUTRAL		0-0-0		0-0-0		0-0-0										
RPI	S	Opponent		Score		RPI	S	Opponent		Score		RPI	S	Opponent		Score						
12	A	LSU		0	6	34	A	Northwestern St.		4	2	65	A	Fresno St.		5	7	110	A	Auburn	7	6
12	A	LSU		1	11	48	H	New Mexico		0	1	94	H	Cal Poly		3	2	110	A	Auburn	6	5
12	A	LSU		5	4	48	H	New Mexico		3	12	94	H	Cal Poly		4	6	110	A	Auburn	5	10
						50	A	Arizona		4	8	94	H	Cal Poly		0	4	138	A	Nevada	7	2
						50	A	Arizona		1	3							138	H	Nevada	5	2
						50	A	Arizona		1	23							143	H	San Francisco	6	5
																		173	A	Pacific	3	6
																		202	H	South Dakota St.	10	7
																		202	H	South Dakota St.	11	3
																		202	N	South Dakota St.	4	0
																		230	H	North Dakota	4	3
																		230	H	North Dakota	1	0
																		230	H	North Dakota	3	2
																		269	A	CSU Bakersfield	3	4
																		269	A	CSU Bakersfield	2	4
																		269	A	CSU Bakersfield	6	3
																		273	H	Northern Colo.	5	1
																		273	H	Northern Colo.	6	3
																		273	H	Northern Colo.	8	5
																		291	H	Chicago St.	10	0
																		291	H	Chicago St.	4	1
																		291	H	Chicago St.	5	4
LAST 15 GAMES																						
						173	A	Pacific		3	6	269	A	CSU Bakersfield		3	4					
						291	H	Chicago St.		4	1	65	A	Fresno St.		5	7					
						291	H	Chicago St.		10	0	273	H	Northern Colo.		6	3					
						291	H	Chicago St.		5	4											
						138	A	Nevada		7	2											

Non-Div. I Games: William Jessup 6 1

Sacramento St.

269 A CSU Bakersfield	2	4
269 A CSU Bakersfield	6	3

S
a
c
r
a
m
e
n
t
o
s
t
.

S
a
c
r
a
m
e
n
t
o
s
t
.

[illegible]

Non-Div. I Games:

Florida A&M

290 A N.C. A&T	5	3
290 A N.C. A&T	22	11

F
l
o
r
i
d
a
A
&
M

F
l
o
r
i
d
a
A
&
M

Average RPI Win:	164	WON-LOST	WINNING	LAST 15	STRENGTH OF	OPP. STRENGTH	TEAM	ADJ	CONF.	ADJ CONF.			
Average RPI Loss:	82	RECORD	PCT. RANK	GAMES	SCHEDULE	OF SCHEDULE	RPI	RPI	RPI	RPI			
DIV. I ONLY		16-21-0	.43243	199	5-10-0	60	141	149	.49992	149	5	5	
DIV. I NON-CONF.		13-12-0	.52	138	2-2-0	86	233	145	.50316	145	5	5	
<hr/>													
TOTALS	RPI 1-25	RPI 26-50		W-L RECORDS		RPI 51-100		RPI 101-150		RPI 150+			
16-21-0	0-3-0	1-6-0		OVERALL		1-5-0		8-5-0		6-2-0			
9-12-0	0-0-0	1-3-0		HOME		0-5-0		4-4-0		4-0-0			
5-7-0	0-3-0	0-1-0		AWAY		1-0-0		2-1-0		2-2-0			
2-2-0	0-0-0	0-2-0		NEUTRAL		0-0-0		2-0-0		0-0-0			
13-12-0	0-0-0	1-3-0		NON-CONFERENCE		1-5-0		5-2-0		6-2-0			
8-7-0	0-0-0	1-0-0		HOME		0-5-0		3-2-0		4-0-0			
3-3-0	0-0-0	0-0-		AWAY		1-0-0		0-0-0		2-2-0			
2-2-0	0-0-0	0-2-0		NEUTRAL		0-0-0		2-0-0		0-0-0			
3-9-0	0-3-0	0-3-0		CONFERENCE		0-0-0		3-3-0		0-0-0			
1-5-0	0-0-0	0-3-0		HOME		0-0-0		1-2-0		0-0-0			
2-4-0	0-3-0	0-0-0		AWAY		0-0-0		2-1-0		0-0-0			
0-0-0	0-0-0	0-0-0		NEUTRAL		0-0-0		0-0-0		0-0-0			
RPI	S	Opponent	Score	RPI	S	Opponent	Score	RPI	S	Opponent	Score		
10	A	Texas Tech	3 10	26	H	Oklahoma St.	4 5	69	H	Oral Roberts	10 14		
10	A	Texas Tech	5 6	26	H	Oklahoma St.	1 2	80	A	Nebraska	4 2		
10	A	Texas Tech	4 10	26	H	Oklahoma St.	4 5	80	H	Nebraska	1 5		
				41	A	Creighton	4 5	90	H	Western Caro.	2 6		
				41	H	Creighton	8 2	90	H	Western Caro.	5 7		
				42	N	Oregon St.	0 14	90	H	Western Caro.	2 10		
				42	N	Oregon St.	5 7						
										125	H	SFA	5 6
										125	H	SFA	11 5
										132	H	Texas	3 2
										132	H	Texas	5 12
										132	H	Texas	3 6
										135	N	Utah	20 4
										135	N	Utah	9 2
										146	H	Milwaukee	7 0
										146	H	Milwaukee	1 14
										146	H	Milwaukee	3 1
										200	H	Omaha	11 3
										213	A	UC Riverside	3 6
										213	A	UC Riverside	8 1
										213	A	UC Riverside	3 6
										213	A	UC Riverside	1 0
										280	H	Ark.-Pine Bluff	15 9
										280	H	Ark.-Pine Bluff	18 8
										280	H	Ark.-Pine Bluff	13 8
<hr/>													
LAST 15 GAMES													
				80	H	Nebraska	1 5	80	A	Nebraska	4 2		
				109	A	West Virginia	4 5	10	A	Texas Tech	5 6		
				109	A	West Virginia	15 2	10	A	Texas Tech	4 10		
				109	A	West Virginia	8 6						
				132	H	Texas	3 2						

Non-Div. I Games:

Kansas St.

132 H Texas	5	12
132 H Texas	3	6

K
a
n
s
a
s
S
t
.

K
a
n
s
a
s
S
t
.

UNLV

Average RPI Win: 139		WON-LOST RECORD		WINNING PCT. RANK		LAST 15 GAMES		STRENGTH OF SCHEDULE		OPP. STRENGTH OF SCHEDULE		TEAM RPI		ADJ RPI		CONF. RPI		ADJ CONF. RPI	
DIV. I ONLY		16-20-0		.44444 188		8-7-0		102		108		150		.49954 150		13		13	
DIV. I NON-CONF.		8-10-0		.44444 185		3-2-0		46		109		124		.51458 124		11		11	
TOTALS		RPI 1-25		RPI 26-50		W-L RECORDS		RPI 51-100		RPI 101-150		RPI 150+							
16-20-0		1-1-0		1-2-0		OVERALL		1-3-0		4-10-0		9-4-0							
8-11-0		1-1-0		0-0-0		HOME		0-0-0		2-8-0		5-2-0							
8-9-0		0-0-0		1-2-0		AWAY		1-3-0		2-2-0		4-2-0							
0-0-0		0-0-0		0-0-0		NEUTRAL		0-0-0		0-0-0		0-0-0							
8-10-0		1-1-0		0-0-0		NON-CONFERENCE		0-1-0		4-7-0		3-1-0							
3-7-0		1-1-0		0-0-0		HOME		0-0-0		2-5-0		0-1-0							
5-3-0		0-0-0		0-0-		AWAY		0-1-0		2-2-0		3-0-0							
0-0-0		0-0-0		0-0-0		NEUTRAL		0-0-0		0-0-0		0-0-0							
8-10-0		0-0-0		1-2-0		CONFERENCE		1-2-0		0-3-0		6-3-0							
5-4-0		0-0-0		0-0-0		HOME		0-0-0		0-3-0		5-1-0							
3-6-0		0-0-0		1-2-0		AWAY		1-2-0		0-0-0		1-2-0							
0-0-0		0-0-0		0-0-0		NEUTRAL		0-0-0		0-0-0		0-0-0							
RPI	S	Opponent		Score		RPI	S	Opponent		Score		RPI	S	Opponent		Score			
10	H	Texas Tech		6	14	48	A	New Mexico		3	15	65	A	Fresno St.		4	2		
10	H	Texas Tech		8	5	48	A	New Mexico		6	5	65	A	Fresno St.		2	6		
						48	A	New Mexico		5	10	65	A	Fresno St.		3	4		
												93	A	San Diego		7	13		
														Ohio St.		101	H		
														West Virginia		109	H		
														West Virginia		109	H		
														West Virginia		109	H		
														Arizona St.		111	A		
														Texas		132	A		
														Texas		132	A		
														Texas		132	A		
														Nevada		138	H		
														Nevada		138	H		
														Nevada		138	H		
														Air Force		155	H		
														Air Force		155	H		
														Air Force		155	H		
														Grand Canyon		172	A		
														Grand Canyon		172	H		
														San Diego St.		187	A		
														San Diego St.		187	A		
														San Diego St.		187	A		
														San Jose St.		199	H		
														San Jose St.		199	H		
														San Jose St.		199	H		
														UC Riverside		213	A		
														UC Riverside		213	A		
LAST 15 GAMES																			
						111	A	Arizona St.		11	7	187	A	San Diego St.		7	6		
						155	H	Air Force		7	6	172	A	Grand Canyon		7	2		
						155	H	Air Force		7	2	48	A	New Mexico		6	5		
						155	H	Air Force		1	0								
						93	A	San Diego		7	13								

Non-Div. I Games:

UNLV

187 A San Diego St.	2	4
187 A San Diego St.	7	9

U
N
L
V

U
N
L
V

Average RPI Win:	159	WON-LOST RECORD	WINNING PCT. RANK	LAST 15 GAMES	STRENGTH OF SCHEDULE	OPP. STRENGTH OF SCHEDULE	TEAM RPI	ADJ RPI	CONF. RPI	ADJ CONF. RPI				
DIV. I ONLY		21-16-0	.56757	103	10-5-0	240	80	151	.49804	151	26	26		
DIV. I NON-CONF.		14-11-0	.56	115	3-0-0	183	31	118	.51869	118	25	25		
<hr/>														
TOTALS	RPI 1-25	RPI 26-50		W-L RECORDS		RPI 51-100		RPI 101-150		RPI 150+				
21-16-0	2-2-0	1-2-0		OVERALL		0-0-0		5-2-0		13-10-0				
8-6-0	2-1-0	0-0-0		HOME		0-0-0		1-0-0		5-5-0				
9-6-0	0-0-0	0-2-0		AWAY		0-0-0		2-0-0		7-4-0				
4-4-0	0-1-0	1-0-0		NEUTRAL		0-0-0		2-2-0		1-1-0				
14-11-0	2-2-0	1-2-0		NON-CONFERENCE		0-0-0		5-2-0		6-5-0				
5-3-0	2-1-0	0-0-0		HOME		0-0-0		1-0-0		2-2-0				
5-4-0	0-0-0	0-0-		AWAY		0-0-0		2-0-0		3-2-0				
4-4-0	0-1-0	1-0-0		NEUTRAL		0-0-0		2-2-0		1-1-0				
7-5-0	0-0-0	0-0-0		CONFERENCE		0-0-0		0-0-0		7-5-0				
3-3-0	0-0-0	0-0-0		HOME		0-0-0		0-0-0		3-3-0				
4-2-0	0-0-0	0-0-0		AWAY		0-0-0		0-0-0		4-2-0				
0-0-0	0-0-0	0-0-0		NEUTRAL		0-0-0		0-0-0		0-0-0				
RPI	S	Opponent	Score		RPI	S	Opponent	Score		RPI	S	Opponent	Score	
20	H	Minnesota	5	13	32	A	BYU	1	6	118	N	Saint Joseph's	5	6
20	H	Minnesota	15	6	42	N	Oregon St.	12	9	135	A	Utah	12	11
20	H	Minnesota	3	2	50	A	Arizona	0	14	135	A	Utah	7	6
20	N	Minnesota	2	8						135	H	Utah	10	4
										137	N	Ball St.	5	1
										137	N	Ball St.	1	3
										143	N	San Francisco	8	4
										154	A	New Mexico St.	6	1
										154	A	New Mexico St.	7	4
										154	A	New Mexico St.	4	7
										156	A	Santa Clara	2	9
										169	A	Washington St.	10	9
										169	A	Washington St.	1	10
										169	A	Washington St.	8	0
										169	A	Washington St.	10	6
										172	A	Grand Canyon	1	2
										172	A	Grand Canyon	5	4
										172	A	Grand Canyon	6	3
										186	H	Portland	6	8
										186	H	Portland	9	8
										186	H	Portland	6	4
										186	H	Portland	3	10
										230	H	North Dakota	10	9
										230	H	North Dakota	7	13
										230	H	North Dakota	3	4
										270	N	UC Davis	0	2
										270	N	UC Davis	10	8
<hr/>														
LAST 15 GAMES														
					135	A	Utah	12	11	135	H	Utah	10	4
					154	A	New Mexico St.	6	1	230	H	North Dakota	3	4
					154	A	New Mexico St.	7	4	230	H	North Dakota	10	9
					154	A	New Mexico St.	4	7					
					273	H	Northern Colo.	6	8					

Non-Div. I Games:

Utah Valley

273	H	Northern Colo.	11	8
273	H	Northern Colo.	4	2

RPI	S	Opponent	Score	
273	H	Northern Colo.	4	2
273	H	Northern Colo.	11	8
273	H	Northern Colo.	6	8

Utah Valley

U
t
a
h
V
a
l
l
e
y

U
t
a
h
V
a
l
l
e
y

Average RPI Win: 189		WON-LOST	WINNING	LAST 15	STRENGTH OF		OPP. STRENGTH	TEAM	ADJ	CONF.	ADJ CONF.
Average RPI Loss: 124		RECORD	PCT. RANK	GAMES	SCHEDULE		OF SCHEDULE	RPI	RPI	RPI	RPI
DIV. I ONLY		17-20-0	.45946	176	7-7-0		130	219	152	.49771	152
DIV. I NON-CONF.		14-17-0	.45161	177	4-4-0		120	225	147	.50204	147
TOTALS		RPI 1-25	RPI 26-50		W-L RECORDS		RPI 51-100		RPI 101-150		RPI 150+
17-20-0	1-2-0	0-4-0		OVERALL		1-3-0		1-2-0		14-9-0	
7-5-0	0-0-0	0-0-0		HOME		1-3-0		0-0-0		6-2-0	
6-13-0	1-2-0	0-4-0		AWAY		0-0-0		1-2-0		4-5-0	
4-2-0	0-0-0	0-0-0		NEUTRAL		0-0-0		0-0-0		4-2-0	
14-17-0	1-2-0	0-4-0		NON-CONFERENCE		1-3-0		1-2-0		11-6-0	
5-4-0	0-0-0	0-0-0		HOME		1-3-0		0-0-0		4-1-0	
5-11-0	1-2-0	0-0-0		AWAY		0-0-0		1-2-0		3-3-0	
4-2-0	0-0-0	0-0-0		NEUTRAL		0-0-0		0-0-0		4-2-0	
3-3-0	0-0-0	0-0-0		CONFERENCE		0-0-0		0-0-0		3-3-0	
2-1-0	0-0-0	0-0-0		HOME		0-0-0		0-0-0		2-1-0	
1-2-0	0-0-0	0-0-0		AWAY		0-0-0		0-0-0		1-2-0	
0-0-0	0-0-0	0-0-0		NEUTRAL		0-0-0		0-0-0		0-0-0	
RPI S	Opponent	Score		RPI S	Opponent	Score		RPI S	Opponent	Score	
18 A	Fla. Atlantic	13	11	43 A	Wake Forest	1	3	74 H	Princeton	4	3
18 A	Fla. Atlantic	2	14	44 A	UNCG	4	8	74 H	Princeton	0	4
18 A	Fla. Atlantic	0	6	44 A	UNCG	4	5	74 H	Princeton	3	7
				44 A	UNCG	9	17	74 H	Princeton	4	8
										153 A	St. John's (NY)
										153 A	St. John's (NY)
										153 A	St. John's (NY)
										167 H	Navy
										177 A	Davidson
										177 A	Davidson
										177 A	Davidson
										179 H	Xavier
										179 H	Xavier
										179 H	Xavier
										194 H	UMBC
										194 N	UMBC
										212 A	George Washington
										212 H	George Washington
										218 N	VMI
										221 H	Yale
										223 N	Penn
										223 N	Penn
										223 N	Penn
										263 N	Western Mich.
										286 A	George Mason
										286 H	George Mason
										299 A	Coppin St.
LAST 15 GAMES				212 H	George Washington	2	1	153 A	St. John's (NY)	10	3
				179 H	Xavier	4	3	167 H	Navy	5	6
				179 H	Xavier	9	1	139 A	William & Mary	2	16
				179 H	Xavier	5	8				
				286 H	George Mason	12	5				

Non-Div. I Games: Moravian 8 1

Georgetown

153 A St. John's (NY)	4	5
153 A St. John's (NY)	10	13

G
e
o
r
g
e
t
o
w
n

G
e
o
r
g
e
t
o
w
n

Average RPI Win: 211		WON-LOST	WINNING	LAST 15	STRENGTH OF		OPP. STRENGTH	TEAM	ADJ		CONF.	ADJ CONF.	
Average RPI Loss: 155		RECORD	PCT. RANK	GAMES	SCHEDULE		OF SCHEDULE	RPI	RPI		RPI	RPI	
DIV. I ONLY		19-14-1	.57353	100	10-5-0		260	160	153		.49757	19	
DIV. I NON-CONF.		15-12-1	.55357	121	6-3-0		263	152	164		.49458	19	
TOTALS		RPI 1-25	RPI 26-50		W-L RECORDS		RPI 51-100		RPI 101-150		RPI 150+		
19-14-1	1-3-0	0-0-0		OVERALL		1-1-0		2-3-1		15-7-0			
8-3-0	0-0-0	0-0-0		HOME		0-1-0		0-0-0		8-2-0			
10-10-1	1-3-0	0-0-0		AWAY		0-0-0		2-3-1		7-4-0			
1-1-0	0-0-0	0-0-0		NEUTRAL		1-0-0		0-0-0		0-1-0			
15-12-1	1-3-0	0-0-0		NON-CONFERENCE		1-1-0		2-3-1		11-5-0			
6-2-0	0-0-0	0-0-0		HOME		0-1-0		0-0-0		6-1-0			
8-9-1	1-3-0	0-0-		AWAY		0-0-0		2-3-1		5-3-0			
1-1-0	0-0-0	0-0-0		NEUTRAL		1-0-0		0-0-0		0-1-0			
4-2-0	0-0-0	0-0-0		CONFERENCE		0-0-0		0-0-0		4-2-0			
2-1-0	0-0-0	0-0-0		HOME		0-0-0		0-0-0		2-1-0			
2-1-0	0-0-0	0-0-0		AWAY		0-0-0		0-0-0		2-1-0			
0-0-0	0-0-0	0-0-0		NEUTRAL		0-0-0		0-0-0		0-0-0			
RPI S	Opponent	Score		RPI S	Opponent	Score		RPI S	Opponent	Score			
9 A	Florida St.	4	16			74 H	Princeton	4	9	128 A	Southern Ill.	2	2
9 A	Florida St.	5	1			90 N	Western Caro.	14	3	128 A	Southern Ill.	4	1
9 A	Florida St.	2	9							128 A	Southern Ill.	3	6
25 A	UNCW	1	16							138 A	Nevada	10	3
										138 A	Nevada	1	5
										138 A	Nevada	1	12
										152 H	Georgetown	3	10
										152 H	Georgetown	13	10
										152 H	Georgetown	5	4
										188 N	Richmond	10	14
										203 A	Albany (NY)	20	3
										207 H	Fairfield	11	7
										225 A	Columbia	1	4
										245 H	Wagner	9	5
										257 A	Villanova	2	7
										257 A	Villanova	6	1
										257 A	Villanova	5	2
										258 A	NYIT	8	1
										258 H	NYIT	15	6
										264 A	Fairleigh Dickinson	16	1
										269 A	CSU Bakersfield	3	4
										269 A	CSU Bakersfield	4	10
										269 A	CSU Bakersfield	5	4
										278 A	Iona	5	2
										281 H	La Salle	15	0
										281 H	La Salle	16	7
										281 H	La Salle	9	2
LAST 15 GAMES													
294 H	Saint Peter's	8	9	152 H	Georgetown	13	10						
257 A	Villanova	5	2	152 H	Georgetown	3	10						
257 A	Villanova	6	1	225 A	Columbia	1	4						
257 A	Villanova	2	7										
74 H	Princeton	4	9										

Non-Div. I Games:

St. John's (NY)

203	A	Albany (NY)	20	3
152	H	Georgetown	5	4

RPI	S	Opponent	Score	
294	H	Saint Peter's	8	9

St. John's (NY)

S
t
.
J
o
h
n
.
s
(
N
Y
)

S
t
.
J
o
h
n
.
s
(
N
Y
)

Average RPI Win:		201	WON-LOST		WINNING		LAST 15		STRENGTH OF		OPP. STRENGTH		TEAM		ADJ		CONF.		ADJ CONF.				
Average RPI Loss:		135	RECORD		PCT. RANK		GAMES		SCHEDULE		OF SCHEDULE		RPI		RPI		RPI		RPI				
DIV. I ONLY			21-15-0		.58333		90		10-5-0		214		189		154		.49662		154				
DIV. I NON-CONF.			12-12-0		.5		145		1-2-0		218		114		179		.48412		179				
TOTALS			RPI 1-25		RPI 26-50		W-L RECORDS		RPI 51-100		RPI 101-150		RPI 150+										
21-15-0			1-1-0		1-3-0		OVERALL		0-2-0		3-3-0		16-6-0										
10-7-0			0-0-0		0-0-0		HOME		0-0-0		1-3-0		9-4-0										
10-5-0			1-1-0		0-2-0		AWAY		0-0-0		2-0-0		7-2-0										
1-3-0			0-0-0		1-1-0		NEUTRAL		0-2-0		0-0-0		0-0-0										
12-12-0			1-1-0		1-3-0		NON-CONFERENCE		0-2-0		3-3-0		7-3-0										
6-5-0			0-0-0		0-0-0		HOME		0-0-0		1-3-0		5-2-0										
5-4-0			1-1-0		0-0-		AWAY		0-0-0		2-0-0		2-1-0										
1-3-0			0-0-0		1-1-0		NEUTRAL		0-2-0		0-0-0		0-0-0										
9-3-0			0-0-0		0-0-0		CONFERENCE		0-0-0		0-0-0		9-3-0										
4-2-0			0-0-0		0-0-0		HOME		0-0-0		0-0-0		4-2-0										
5-1-0			0-0-0		0-0-0		AWAY		0-0-0		0-0-0		5-1-0										
0-0-0			0-0-0		0-0-0		NEUTRAL		0-0-0		0-0-0		0-0-0										
RPI	S	Opponent		Score		RPI	S	Opponent		Score		RPI	S	Opponent		Score							
10	A	Texas Tech		2	14	48	N	New Mexico		2	3	93	N	San Diego		1	10	117	A	Baylor			
10	A	Texas Tech		7	6	48	N	New Mexico		9	6	93	N	San Diego		1	5	117	A	Baylor			
						50	A	Arizona		7	8							125	H	SFA			
						50	A	Arizona		8	11							125	H	SFA			
																		125	H	SFA			
																		125	H	SFA			
																		151	H	Utah Valley			
																		151	H	Utah Valley			
																		151	H	Utah Valley			
																		172	A	Grand Canyon			
																		172	A	Grand Canyon			
																		172	A	Grand Canyon			
																		213	A	UC Riverside			
																		213	A	UC Riverside			
																		213	A	UC Riverside			
																		259	H	Towson			
																		259	H	Towson			
																		259	H	Towson			
																		265	H	Maine			
																		265	H	Maine			
																		265	H	Maine			
																		265	H	Maine			
																		265	H	Maine			
																		268	A	UTRGV			
																		268	A	UTRGV			
																		268	A	UTRGV			
																		291	H	Chicago St.			
																		291	H	Chicago St.			
LAST 15 GAMES																							
						50	A	Arizona		7	8	48	N	New Mexico		2	3	268	A	UTRGV			
						151	H	Utah Valley		1	6	268	A	UTRGV		7	3	268	A	UTRGV			
						151	H	Utah Valley		4	7	268	A	UTRGV		12	3	268	A	UTRGV			
						151	H	Utah Valley		7	4							291	H	Chicago St.			
						172	A	Grand Canyon		7	6							291	H	Chicago St.			

Non-Div. I Games:

New Mexico St.

172	A	Grand Canyon	4	3
172	A	Grand Canyon	5	4

RPI	S	Opponent	Score	
291	H	Chicago St.	8	2

New Mexico St.

N
e
w
M
e
x
i
c
o
s
t
.

N
e
w
M
e
x
i
c
o
s
t
.

Average RPI Win: 211		WON-LOST	WINNING	LAST 15	STRENGTH OF		OPP. STRENGTH	TEAM	ADJ	CONF.	ADJ CONF.
Average RPI Loss: 141		RECORD	PCT. RANK	GAMES	SCHEDULE		OF SCHEDULE	RPI	RPI	RPI	RPI
DIV. I ONLY		18-13-0	.58065	94	7-8-0		269	131	155	.49636	155
DIV. I NON-CONF.		10-6-0	.625	72	3-2-0		258	259	142	.50477	142
TOTALS		RPI 1-25	RPI 26-50		W-L RECORDS		RPI 51-100		RPI 101-150		RPI 150+
18-13-0	0-0-0	0-0-0		OVERALL		0-5-0		2-3-0		16-5-0	
9-1-0	0-0-0	0-0-0		HOME		0-0-0		2-0-0		7-1-0	
6-10-0	0-0-0	0-0-0		AWAY		0-5-0		0-3-0		6-2-0	
3-2-0	0-0-0	0-0-0		NEUTRAL		0-0-0		0-0-0		3-2-0	
10-6-0	0-0-0	0-0-0		NON-CONFERENCE		0-2-0		0-0-0		10-4-0	
2-1-0	0-0-0	0-0-0		HOME		0-0-0		0-0-0		2-1-0	
5-3-0	0-0-0	0-0-		AWAY		0-2-0		0-0-0		5-1-0	
3-2-0	0-0-0	0-0-0		NEUTRAL		0-0-0		0-0-0		3-2-0	
8-7-0	0-0-0	0-0-0		CONFERENCE		0-3-0		2-3-0		6-1-0	
7-0-0	0-0-0	0-0-0		HOME		0-0-0		2-0-0		5-0-0	
1-7-0	0-0-0	0-0-0		AWAY		0-3-0		0-3-0		1-1-0	
0-0-0	0-0-0	0-0-0		NEUTRAL		0-0-0		0-0-0		0-0-0	
RPI S	Opponent	Score	RPI S	Opponent	Score	RPI S	Opponent	Score	RPI S	Opponent	Score
						65 A	Fresno St.	1 14	138 H	Nevada	5 2
						65 A	Fresno St.	3 6	138 H	Nevada	18 4
						65 A	Fresno St.	1 5	150 A	UNLV	2 7
						91 A	Iowa	7 9	150 A	UNLV	6 7
						91 A	Iowa	2 22	150 A	UNLV	0 1
									167 N	Navy	10 5
									167 N	Navy	1 3
									167 N	Navy	0 5
									177 A	Davidson	9 4
									187 H	San Diego St.	17 13
									193 N	Marist	8 4
									199 A	San Jose St.	7 2
									199 A	San Jose St.	5 9
									199 H	San Jose St.	13 7
									199 H	San Jose St.	9 3
									199 H	San Jose St.	8 7
									199 H	San Jose St.	12 4
									200 H	Omaha	18 10
									200 H	Omaha	3 12
									248 N	Buffalo	13 0
									270 A	UC Davis	5 2
									270 A	UC Davis	9 8
									270 A	UC Davis	2 6
									273 A	Northern Colo.	4 2
									273 A	Northern Colo.	14 4
									273 H	Northern Colo.	14 7
LAST 15 GAMES											
			273 A	Northern Colo.	4 2	199 H	San Jose St.	12 4	270 A	UC Davis	2 6
			150 A	UNLV	6 7	199 H	San Jose St.	13 7	273 A	Northern Colo.	4 2
			150 A	UNLV	2 7	199 H	San Jose St.	9 3	273 A	Northern Colo.	14 4
			150 A	UNLV	0 1				273 H	Northern Colo.	14 7
			91 A	Iowa	2 22						

Non-Div. I Games: Adams St. 13 1

Air Force

91	A	Iowa	7	9
199	H	San Jose St.	8	7

A
i
r
F
o
r
c
e

A
i
r
F
o
r
c
e

Average RPI Win:	112	WON-LOST	WINNING	LAST 15	STRENGTH OF	OPP. STRENGTH	TEAM	ADJ	CONF.	ADJ CONF.	
Average RPI Loss:	120	RECORD	PCT. RANK	GAMES	SCHEDULE	OF SCHEDULE	RPI	RPI	RPI	RPI	
DIV. I ONLY	16-18-0	.47059	167	7-8-0	122	61	156	.49624	156	8	8
DIV. I NON-CONF.	12-10-0	.54545	124	4-2-0	83	72	104	.52644	104	8	8
TOTALS	RPI 1-25	RPI 26-50	W-L RECORDS	RPI 51-100	RPI 101-150	RPI 150+					
16-18-0	0-0-0	5-3-0	OVERALL	3-4-0	2-6-0	6-5-0					
11-11-0	0-0-0	5-3-0	HOME	1-0-0	2-5-0	3-3-0					
5-7-0	0-0-0	0-0-0	AWAY	2-4-0	0-1-0	3-2-0					
0-0-0	0-0-0	0-0-0	NEUTRAL	0-0-0	0-0-0	0-0-0					
12-10-0	0-0-0	4-1-0	NON-CONFERENCE	2-2-0	0-2-0	6-5-0					
8-5-0	0-0-0	4-1-0	HOME	1-0-0	0-1-0	3-3-0					
4-5-0	0-0-0	0-0-	AWAY	1-2-0	0-1-0	3-2-0					
0-0-0	0-0-0	0-0-0	NEUTRAL	0-0-0	0-0-0	0-0-0					
4-8-0	0-0-0	1-2-0	CONFERENCE	1-2-0	2-4-0	0-0-0					
3-6-0	0-0-0	1-2-0	HOME	0-0-0	2-4-0	0-0-0					
1-2-0	0-0-0	0-0-0	AWAY	1-2-0	0-0-0	0-0-0					
0-0-0	0-0-0	0-0-0	NEUTRAL	0-0-0	0-0-0	0-0-0					
RPI S	Opponent	Score	RPI S	Opponent	Score	RPI S	Opponent	Score	RPI S	Opponent	Score
28 H	Michigan	5 3	57 A	Washington	2 1	112 H	Pepperdine	7 10	112 H	Pepperdine	1 7
35 H	Notre Dame	2 0	57 A	Washington	9 10	112 H	Pepperdine	5 4	112 H	Pepperdine	1 7
35 H	Notre Dame	4 2	57 A	Washington	1 4	112 H	Pepperdine	5 4	112 H	Pepperdine	1 7
35 H	Notre Dame	0 5	93 A	San Diego	7 5	118 H	Saint Joseph's	9 11	112 H	Pepperdine	5 4
38 H	St. Mary's (CA)	5 7	93 A	San Diego	4 9	138 A	Nevada	2 14	118 H	Saint Joseph's	9 11
38 H	St. Mary's (CA)	0 1	93 A	San Diego	1 7	143 H	San Francisco	2 5	138 A	Nevada	2 14
38 H	St. Mary's (CA)	13 9	94 H	Cal Poly	10 1	143 H	San Francisco	3 6	143 H	San Francisco	2 5
48 H	New Mexico	13 7				143 H	San Francisco	2 0	143 H	San Francisco	3 6
						151 H	Utah Valley	9 2	143 H	San Francisco	2 0
						163 H	UMass Lowell	3 4	151 H	Utah Valley	9 2
						163 H	UMass Lowell	0 3	163 H	UMass Lowell	3 4
						163 H	UMass Lowell	7 1	163 H	UMass Lowell	0 3
						197 A	Hawaii	5 4	163 H	UMass Lowell	7 1
						197 A	Hawaii	1 8	197 A	Hawaii	5 4
						197 A	Hawaii	3 1	197 A	Hawaii	1 8
						197 A	Hawaii	2 3	197 A	Hawaii	3 1
						199 A	San Jose St.	7 4	197 A	Hawaii	2 3
						199 H	San Jose St.	8 5	199 A	San Jose St.	7 4
						270 H	UC Davis	0 8	199 H	San Jose St.	8 5
									270 H	UC Davis	0 8
LAST 15 GAMES											
93 A	San Diego	7 5	94 H	Cal Poly	10 1						
93 A	San Diego	1 7	38 H	St. Mary's (CA)	13 9						
93 A	San Diego	4 9	38 H	St. Mary's (CA)	0 1						
48 H	New Mexico	13 7									
112 H	Pepperdine	5 4									

Non-Div. I Games:

Santa Clara

112 H Pepperdine	7	10
112 H Pepperdine	1	7

S
a
n
t
a
C
l
a
r
a

S
a
n
t
a
C
l
a
r
a

[illegible]

Non-Div. I Games:

Alabama St.

21	H	South Ala.	12	7
298	A	Alabama A&M	7	3

A
l
a
b
a
m
a
s
t
.

A
l
a
b
a
m
a
s
t
.

Average RPI Win:	213	WON-LOST RECORD	WINNING PCT. RANK	LAST 15 GAMES	STRENGTH OF SCHEDULE	OPP. STRENGTH OF SCHEDULE	TEAM RPI	ADJ RPI	CONF. RPI	ADJ CONF. RPI	
Average RPI Loss:	143										
DIV. I ONLY	17-14-0	.54839	121	10-5-0	218	214	158	.49576	158	20	20
DIV. I NON-CONF.	10-11-0	.47619	166	4-3-0	266	219	213	.46394	213	20	20
<hr/>											
TOTALS	RPI 1-25	RPI 26-50		W-L RECORDS	RPI 51-100		RPI 101-150		RPI 150+		
17-14-0	0-0-0	0-3-0		OVERALL	2-1-0		0-4-0		15-6-0		
11-1-0	0-0-0	0-0-0		HOME	0-0-0		0-0-0		11-1-0		
5-11-0	0-0-0	0-3-0		AWAY	2-1-0		0-4-0		3-3-0		
1-2-0	0-0-0	0-0-0		NEUTRAL	0-0-0		0-0-0		1-2-0		
<hr/>											
10-11-0	0-0-0	0-3-0		NON-CONFERENCE	0-0-0		0-4-0		10-4-0		
7-0-0	0-0-0	0-0-0		HOME	0-0-0		0-0-0		7-0-0		
2-9-0	0-0-0	0-0-		AWAY	0-0-0		0-4-0		2-2-0		
1-2-0	0-0-0	0-0-0		NEUTRAL	0-0-0		0-0-0		1-2-0		
<hr/>											
7-3-0	0-0-0	0-0-0		CONFERENCE	2-1-0		0-0-0		5-2-0		
4-1-0	0-0-0	0-0-0		HOME	0-0-0		0-0-0		4-1-0		
3-2-0	0-0-0	0-0-0		AWAY	2-1-0		0-0-0		1-1-0		
0-0-0	0-0-0	0-0-0		NEUTRAL	0-0-0		0-0-0		0-0-0		
<hr/>											
RPI S	Opponent	Score	RPI S	Opponent	Score	RPI S	Opponent	Score	RPI S	Opponent	Score
			41 A	Creighton	4 5	66 A	Hartford	9 0	117 A	Baylor	5 6
			41 A	Creighton	0 4	66 A	Hartford	2 0	117 A	Baylor	2 16
			41 A	Creighton	0 4	66 A	Hartford	5 9	117 A	Baylor	4 20
									141 A	Wofford	8 9
									159 H	Sacred Heart	4 2
									163 H	UMass Lowell	5 0
									163 H	UMass Lowell	5 3
									163 H	UMass Lowell	1 2
									194 A	UMBC	15 10
									194 A	UMBC	1 2
									201 A	Elon	4 1
									208 A	Fordham	1 6
									211 H	Manhattan	8 2
									231 A	USC Upstate	6 8
									241 N	Dayton	11 6
									246 N	Appalachian St.	0 4
									257 H	Villanova	8 3
									258 H	NYIT	5 1
									265 H	Maine	2 1
									265 H	Maine	11 0
									267 A	LIU Brooklyn	8 1
									276 N	Bowling Green	4 5
									278 H	Iona	15 4
									278 H	Iona	11 2
									294 H	Saint Peter's	7 3
<hr/>											
LAST 15 GAMES											
	163 H	UMass Lowell	5	3	211 H	Manhattan	8	2	278 H	Iona	15 4
	163 H	UMass Lowell	5	0	278 H	Iona	15	4	278 H	Iona	11 2
	163 H	UMass Lowell	1	2	265 H	Maine	2	1	294 H	Saint Peter's	7 3
	267 A	LIU Brooklyn	8	1							
	66 A	Hartford	2	0							

Non-Div. I Games:

Stony Brook

66 A Hartford	5	9
66 A Hartford	9	0

S
t
o
n
y
B
r
o
o
k

S
t
o
n
y
B
r
o
o
k

Average RPI Win: 234		WON-LOST	WINNING	LAST 15	STRENGTH OF		OPP. STRENGTH	TEAM	ADJ	CONF.	ADJ CONF.
Average RPI Loss: 158		RECORD	PCT. RANK	GAMES	SCHEDULE		OF SCHEDULE	RPI	RPI	RPI	RPI
DIV. I ONLY		18-14-0	.5625	108	11-4-0		258	233	159	.49558	159
DIV. I NON-CONF.		9-12-0	.42857	190	4-2-0		257	186	186	.47869	186
TOTALS		RPI 1-25	RPI 26-50		W-L RECORDS		RPI 51-100		RPI 101-150		RPI 150+
18-14-0	0-3-0	0-0-0		OVERALL		0-0-0		1-3-0		17-8-0	
8-2-0	0-0-0	0-0-0		HOME		0-0-0		0-0-0		8-2-0	
10-12-0	0-3-0	0-0-0		AWAY		0-0-0		1-3-0		9-6-0	
0-0-0	0-0-0	0-0-0		NEUTRAL		0-0-0		0-0-0		0-0-0	
9-12-0	0-3-0	0-0-0		NON-CONFERENCE		0-0-0		1-3-0		8-6-0	
3-0-0	0-0-0	0-0-0		HOME		0-0-0		0-0-0		3-0-0	
6-12-0	0-3-0	0-0-		AWAY		0-0-0		1-3-0		5-6-0	
0-0-0	0-0-0	0-0-0		NEUTRAL		0-0-0		0-0-0		0-0-0	
9-2-0	0-0-0	0-0-0		CONFERENCE		0-0-0		0-0-0		9-2-0	
5-2-0	0-0-0	0-0-0		HOME		0-0-0		0-0-0		5-2-0	
4-0-0	0-0-0	0-0-0		AWAY		0-0-0		0-0-0		4-0-0	
0-0-0	0-0-0	0-0-0		NEUTRAL		0-0-0		0-0-0		0-0-0	
RPI S	Opponent	Score		RPI S	Opponent	Score		RPI S	Opponent	Score	
13 A	La.-Lafayette	0	8					118 A	Saint Joseph's	6	5
13 A	La.-Lafayette	0	4					125 A	SFA	5	7
13 A	La.-Lafayette	3	9					125 A	SFA	11	13
								125 A	SFA	1	15
								158 A	Stony Brook	2	4
								207 H	Fairfield	9	8
								208 H	Fordham	2	1
								216 H	Central Conn. St.	7	4
								216 H	Central Conn. St.	5	4
								216 H	Central Conn. St.	3	2
								216 H	Central Conn. St.	4	11
								217 A	Nicholls St.	7	5
								217 A	Nicholls St.	0	5
								217 A	Nicholls St.	7	8
								221 A	Yale	9	0
								221 H	Yale	7	0
								236 A	Rider	2	4
								236 A	Rider	7	4
								236 A	Rider	1	4
								257 A	Villanova	2	3
								257 A	Villanova	2	0
								264 H	Fairleigh Dickinson	2	0
								264 H	Fairleigh Dickinson	9	6
								264 H	Fairleigh Dickinson	4	5
								267 A	LIU Brooklyn	11	0
								267 A	LIU Brooklyn	8	0
								267 A	LIU Brooklyn	5	2
LAST 15 GAMES				LAST 15 GAMES				LAST 15 GAMES			
207 H	Fairfield	9	8	236 A	Rider	2	4	264 H	Fairleigh Dickinson	9	6
216 H	Central Conn. St.	7	4	236 A	Rider	1	4	264 H	Fairleigh Dickinson	4	5
216 H	Central Conn. St.	5	4	264 H	Fairleigh Dickinson	4	5	267 A	LIU Brooklyn	11	0
216 H	Central Conn. St.	3	2					267 A	LIU Brooklyn	8	0
216 H	Central Conn. St.	4	11					267 A	LIU Brooklyn	5	2

Non-Div. I Games:

Sacred Heart

221	H	Yale	7	0
236	A	Rider	7	4

RPI	S	Opponent	Score	
267	A	LIU Brooklyn	5	0
288	A	Alcorn	16	3

Sacred Heart

S
a
c
r
e
d
H
e
a
r
t

S
a
c
r
e
d
H
e
a
r
t

Average RPI Win:		198	WON-LOST RECORD		WINNING PCT. RANK		LAST 15 GAMES		STRENGTH OF SCHEDULE		OPP. STRENGTH OF SCHEDULE		TEAM RPI		ADJ RPI		CONF. RPI		ADJ CONF. RPI					
Average RPI Loss:		88																						
DIV. I ONLY			15-20-0		.42857		201		5-10-0		76		204		160		.49437		160		11		11	
DIV. I NON-CONF.			9-11-0		.45		179		3-4-0		66		230		160		.49543		160		10		10	
TOTALS			RPI 1-25		RPI 26-50		W-L RECORDS		RPI 51-100		RPI 101-150		RPI 150+											
15-20-0			0-1-0		0-3-0		OVERALL		1-11-0		4-2-0		10-3-0											
13-4-0			0-0-0		0-0-0		HOME		0-3-0		4-0-0		9-1-0											
2-15-0			0-1-0		0-2-0		AWAY		1-8-0		0-2-0		1-2-0											
0-1-0			0-0-0		0-1-0		NEUTRAL		0-0-0		0-0-0		0-0-0											
9-11-0			0-1-0		0-3-0		NON-CONFERENCE		1-5-0		1-2-0		7-0-0											
8-3-0			0-0-0		0-0-0		HOME		0-3-0		1-0-0		7-0-0											
1-7-0			0-1-0		0-0-		AWAY		1-2-0		0-2-0		0-0-0											
0-1-0			0-0-0		0-1-0		NEUTRAL		0-0-0		0-0-0		0-0-0											
6-9-0			0-0-0		0-0-0		CONFERENCE		0-6-0		3-0-0		3-3-0											
5-1-0			0-0-0		0-0-0		HOME		0-0-0		3-0-0		2-1-0											
1-8-0			0-0-0		0-0-0		AWAY		0-6-0		0-0-0		1-2-0											
0-0-0			0-0-0		0-0-0		NEUTRAL		0-0-0		0-0-0		0-0-0											
RPI	S	Opponent	Score		RPI	S	Opponent	Score		RPI	S	Opponent	Score		RPI	S	Opponent	Score						
14	A	Vanderbilt	6	8	42	A	Oregon St.	2	6	52	A	Lamar	6	7	107	A	Oklahoma	0	3					
					42	A	Oregon St.	1	7	52	A	Lamar	2	9	124	A	Little Rock	5	6					
					42	N	Oregon St.	2	6	52	A	Lamar	5	19	124	H	Little Rock	6	1					
										58	A	Southeast Mo. St.	1	0	125	H	SFA	3	2					
										58	A	Southeast Mo. St.	0	6	125	H	SFA	9	7					
										58	A	Southeast Mo. St.	2	6	125	H	SFA	5	4					
										84	H	Missouri St.	6	10	178	H	Houston Baptist	8	7					
										84	H	Missouri St.	5	6	178	H	Houston Baptist	2	3					
										84	H	Missouri St.	1	12	178	H	Houston Baptist	11	0					
										86	A	Sam Houston St.	0	2	198	H	Tennessee Tech	14	6					
										86	A	Sam Houston St.	3	6	217	A	Nicholls St.	5	6					
										86	A	Sam Houston St.	7	9	217	A	Nicholls St.	7	2					
															217	A	Nicholls St.	2	8					
															272	H	Eastern Ill.	4	2					
															272	H	Eastern Ill.	9	1					
															272	H	Eastern Ill.	4	3					
															272	H	Eastern Ill.	6	5					
															280	H	Ark.-Pine Bluff	4	3					
															280	H	Ark.-Pine Bluff	4	0					
					LAST 15 GAMES																			
	14	A	Vanderbilt	6	8	42	A	Oregon St.	2	6														
	217	A	Nicholls St.	7	2	280	H	Ark.-Pine Bluff	4	0														
	217	A	Nicholls St.	5	6	86	A	Sam Houston St.	7	9														
	217	A	Nicholls St.	2	8																			
	124	H	Little Rock	6	1																			

Non-Div. I Games:

Central Ark.

42 A	Oregon St.	1	7
42 N	Oregon St.	2	6

C
e
n
t
r
a
l
A
r
k
.

C
e
n
t
r
a
l
A
r
k
.

Average RPI Win: 175		WON-LOST	WINNING	LAST 15	STRENGTH OF		OPP. STRENGTH	TEAM	ADJ	CONF.	ADJ CONF.
Average RPI Loss: 93		RECORD	PCT. RANK	GAMES	SCHEDULE		OF SCHEDULE	RPI	RPI	RPI	RPI
DIV. I ONLY		21-17-0	.55263	117	6-9-0		181	62	161	.49434	161
DIV. I NON-CONF.		12-11-0	.52174	135	3-5-0		235	36	184	.48037	184
TOTALS		RPI 1-25	RPI 26-50		W-L RECORDS		RPI 51-100		RPI 101-150		RPI 150+
21-17-0		0-6-0	0-0-0		OVERALL		0-2-0		10-7-0		11-2-0
15-11-0		0-4-0	0-0-0		HOME		0-0-0		5-6-0		10-1-0
5-5-0		0-2-0	0-0-0		AWAY		0-1-0		4-1-0		1-1-0
1-1-0		0-0-0	0-0-0		NEUTRAL		0-1-0		1-0-0		0-0-0
12-11-0		0-3-0	0-0-0		NON-CONFERENCE		0-2-0		4-4-0		8-2-0
9-5-0		0-1-0	0-0-0		HOME		0-0-0		2-3-0		7-1-0
2-5-0		0-2-0	0-0-		AWAY		0-1-0		1-1-0		1-1-0
1-1-0		0-0-0	0-0-0		NEUTRAL		0-1-0		1-0-0		0-0-0
9-6-0		0-3-0	0-0-0		CONFERENCE		0-0-0		6-3-0		3-0-0
6-6-0		0-3-0	0-0-0		HOME		0-0-0		3-3-0		3-0-0
3-0-0		0-0-0	0-0-0		AWAY		0-0-0		3-0-0		0-0-0
0-0-0		0-0-0	0-0-0		NEUTRAL		0-0-0		0-0-0		0-0-0
RPI S	Opponent	Score	RPI S	Opponent	Score	RPI S	Opponent	Score	RPI S	Opponent	Score
4 A	Texas A&M	1 14				54 N	Michigan St.	2 3	105 N	UCF	2 1
19 A	Rice	4 8				86 A	Sam Houston St.	6 8	114 A	Ga. Southern	4 3
19 H	Rice	1 3							114 A	Ga. Southern	7 3
21 H	South Ala.	2 3							114 A	Ga. Southern	4 3
21 H	South Ala.	4 6							117 A	Baylor	12 3
21 H	South Ala.	3 7							120 H	La.-Monroe	3 2
									120 H	La.-Monroe	7 5
									120 H	La.-Monroe	6 1
									123 A	UTSA	7 14
									123 H	UTSA	13 10
									124 H	Little Rock	2 10
									124 H	Little Rock	6 7
									124 H	Little Rock	7 8
									132 H	Texas	4 10
									138 H	Nevada	3 2
									138 H	Nevada	6 17
									138 H	Nevada	3 6
									169 H	Washington St.	6 2
									169 H	Washington St.	10 1
									169 H	Washington St.	8 9
									169 H	Washington St.	7 6
									220 A	A&M-Corpus Christi	11 0
									220 H	A&M-Corpus Christi	4 1
									246 H	Appalachian St.	4 0
									246 H	Appalachian St.	16 0
									246 H	Appalachian St.	4 2
									266 H	Incarnate Word	5 4
LAST 15 GAMES			LAST 15 GAMES			LAST 15 GAMES			LAST 15 GAMES		
4 A	Texas A&M	1 14	138 H	Nevada	3 6	220 H	A&M-Corpus Christi	4 1	246 H	Appalachian St.	4 0
124 H	Little Rock	6 7	220 H	A&M-Corpus Christi	4 1	246 H	Appalachian St.	16 0	246 H	Appalachian St.	4 2
124 H	Little Rock	2 10	123 H	UTSA	13 10	246 H	Appalachian St.	4 2	266 H	Incarnate Word	5 4
124 H	Little Rock	7 8									
19 H	Rice	1 3									

Non-Div. I Games:

Texas St.

Texas St.

138	H	Nevada	3	2
138	H	Nevada	6	17

Through Games Of April 20, 2016

RPI	S	Opponent	Score	
266	H	Incarnate Word	4	0
266	H	Incarnate Word	22	5
268	A	UTRGV	3	4

Texas St.

T
e
x
a
s
S
t
.

T
e
x
a
s
S
t
.

Average RPI Win:		154	WON-LOST RECORD		WINNING PCT. RANK		LAST 15 GAMES		STRENGTH OF SCHEDULE		OPP. STRENGTH OF SCHEDULE		TEAM RPI		ADJ RPI		CONF. RPI		ADJ CONF. RPI	
DIV. I ONLY			16-21-0		.43243 199		6-9-0		96		79		162		.49382 162		4		4	
DIV. I NON-CONF.			11-11-0		.5 145		2-0-0		102		96		152		.49933 152		4		4	
TOTALS		RPI 1-25		RPI 26-50		W-L RECORDS		RPI 51-100		RPI 101-150		RPI 150+								
16-21-0		0-3-0		0-0-0		OVERALL		3-8-0		6-6-0		7-4-0								
10-12-0		0-0-0		0-0-0		HOME		1-5-0		4-5-0		5-2-0								
6-9-0		0-3-0		0-0-0		AWAY		2-3-0		2-1-0		2-2-0								
0-0-0		0-0-0		0-0-0		NEUTRAL		0-0-0		0-0-0		0-0-0								
11-11-0		0-3-0		0-0-0		NON-CONFERENCE		1-1-0		4-5-0		6-2-0								
9-7-0		0-0-0		0-0-0		HOME		0-0-0		4-5-0		5-2-0								
2-4-0		0-3-0		0-0-		AWAY		1-1-0		0-0-0		1-0-0								
0-0-0		0-0-0		0-0-0		NEUTRAL		0-0-0		0-0-0		0-0-0								
5-10-0		0-0-0		0-0-0		CONFERENCE		2-7-0		2-1-0		1-2-0								
1-5-0		0-0-0		0-0-0		HOME		1-5-0		0-0-0		0-0-0								
4-5-0		0-0-0		0-0-0		AWAY		1-2-0		2-1-0		1-2-0								
0-0-0		0-0-0		0-0-0		NEUTRAL		0-0-0		0-0-0		0-0-0								
RPI	S	Opponent		Score		RPI	S	Opponent		Score		RPI	S	Opponent		Score				
6	A	Ole Miss		2	9					53	H	Old Dominion	11	12	103	H	Missouri	6	7	
6	A	Ole Miss		5	16					53	H	Old Dominion	1	11	106	H	Loyola Marymount	3	10	
6	A	Ole Miss		4	7					53	H	Old Dominion	2	10	106	H	Loyola Marymount	6	0	
										82	A	Jacksonville	5	10	106	H	Loyola Marymount	4	5	
										82	A	Jacksonville	3	2	106	H	Loyola Marymount	4	8	
										88	A	Louisiana Tech	0	5	119	H	Seton Hall	10	1	
										88	A	Louisiana Tech	1	0	119	H	Seton Hall	5	1	
										88	A	Louisiana Tech	1	6	119	H	Seton Hall	8	3	
										100	H	Marshall	4	5	119	H	Seton Hall	1	2	
										100	H	Marshall	5	6	123	A	UTSA	8	4	
										100	H	Marshall	10	5	123	A	UTSA	12	4	
															123	A	UTSA	0	6	
															166	H	Stetson	5	8	
															174	A	Charlotte	2	6	
															174	A	Charlotte	8	5	
															174	A	Charlotte	3	4	
															211	H	Manhattan	6	7	
															211	H	Manhattan	6	0	
															211	H	Manhattan	8	4	
															211	H	Manhattan	5	2	
															214	A	Bethune-Cookman	21	8	
															214	H	Bethune-Cookman	4	3	
															251	H	Illinois St.	11	6	
LAST 15 GAMES																				
				88	A	Louisiana Tech	0	5	123	A	UTSA	8	4							
				88	A	Louisiana Tech	1	6	123	A	UTSA	12	4							
				88	A	Louisiana Tech	1	0	123	A	UTSA	0	6							
				214	H	Bethune-Cookman	4	3												
				53	H	Old Dominion	1	11												

Non-Div. I Games: St. Thomas (FL) 6 1

FIU

53 H Old Dominion	2	10
53 H Old Dominion	11	12

F
I
U

F
I
U

Average RPI Win: 197		WON-LOST	WINNING	LAST 15	STRENGTH OF		OPP. STRENGTH	TEAM	ADJ	CONF.	ADJ CONF.
Average RPI Loss: 145		RECORD	PCT. RANK	GAMES	SCHEDULE		OF SCHEDULE	RPI	RPI	RPI	RPI
DIV. I ONLY		16-17-0	.48485	160	7-8-0		168	232	163	.49341	163
DIV. I NON-CONF.		12-9-0	.57143	108	3-2-0		220	235	133	.50867	133
TOTALS		RPI 1-25	RPI 26-50		W-L RECORDS		RPI 51-100		RPI 101-150		RPI 150+
16-17-0	0-2-0	0-0-0		OVERALL		1-3-0		2-2-0		13-10-0	
5-6-0	0-0-0	0-0-0		HOME		1-3-0		2-1-0		2-2-0	
8-10-0	0-2-0	0-0-0		AWAY		0-0-0		0-0-0		8-8-0	
3-1-0	0-0-0	0-0-0		NEUTRAL		0-0-0		0-1-0		3-0-0	
12-9-0	0-2-0	0-0-0		NON-CONFERENCE		0-1-0		0-1-0		12-5-0	
2-3-0	0-0-0	0-0-0		HOME		0-1-0		0-0-0		2-2-0	
7-5-0	0-2-0	0-0-		AWAY		0-0-0		0-0-0		7-3-0	
3-1-0	0-0-0	0-0-0		NEUTRAL		0-0-0		0-1-0		3-0-0	
4-8-0	0-0-0	0-0-0		CONFERENCE		1-2-0		2-1-0		1-5-0	
3-3-0	0-0-0	0-0-0		HOME		1-2-0		2-1-0		0-0-0	
1-5-0	0-0-0	0-0-0		AWAY		0-0-0		0-0-0		1-5-0	
0-0-0	0-0-0	0-0-0		NEUTRAL		0-0-0		0-0-0		0-0-0	
RPI S	Opponent	Score	RPI S	Opponent	Score	RPI S	Opponent	Score	RPI S	Opponent	Score
17 A	Mississippi St.	2 4				66 H	Hartford	3 4	143 N	San Francisco	1 8
17 A	Mississippi St.	2 4				66 H	Hartford	6 5	145 H	Binghamton	2 1
						66 H	Hartford	0 6	145 H	Binghamton	0 5
						72 H	UConn	2 4	145 H	Binghamton	8 7
									156 A	Santa Clara	4 3
									156 A	Santa Clara	3 0
									156 A	Santa Clara	1 7
									158 A	Stony Brook	2 1
									158 A	Stony Brook	3 5
									158 A	Stony Brook	0 5
									171 A	Delaware	2 4
									171 A	Delaware	5 3
									193 A	Marist	3 6
									194 A	UMBC	0 1
									194 A	UMBC	3 4
									194 A	UMBC	5 10
									204 A	Holy Cross	5 2
									205 A	Dartmouth	11 6
									217 N	Nicholls St.	9 6
									217 N	Nicholls St.	11 2
									252 A	Brown	9 8
									255 A	Army West Point	7 5
									258 H	NYIT	6 4
									258 H	NYIT	8 0
									258 H	NYIT	2 8
									258 H	NYIT	1 7
									292 N	Delaware St.	3 0
			LAST 15 GAMES								
			72 H	UConn	2 4	145 H	Binghamton	2 1			
			252 A	Brown	9 8	145 H	Binghamton	0 5			
			158 A	Stony Brook	3 5	255 A	Army West Point	7 5			
			158 A	Stony Brook	0 5						
			158 A	Stony Brook	2 1						

Non-Div. I Games:

UMass Lowell

205	A	Dartmouth	11	6
145	H	Binghamton	8	7

Average RPI Win:	173	WON-LOST RECORD	WINNING PCT. RANK	LAST 15 GAMES	STRENGTH OF SCHEDULE	OPP. STRENGTH OF SCHEDULE	TEAM RPI	ADJ RPI	CONF. RPI	ADJ CONF. RPI				
DIV. I ONLY		19-16-0	.54286	122	0-1-0	243	144	164	.4931	164	14	14		
DIV. I NON-CONF.		12-12-0	.5	145	0-1-0	281	150	211	.4663	211	15	15		
<hr/>														
TOTALS	RPI 1-25	RPI 26-50		W-L RECORDS		RPI 51-100		RPI 101-150		RPI 150+				
19-16-0	2-0-0	0-1-0		OVERALL		0-1-0		3-2-0		14-12-0				
7-5-0	2-0-0	0-1-0		HOME		0-0-0		0-0-0		5-4-0				
10-9-0	0-0-0	0-0-0		AWAY		0-0-0		3-2-0		7-7-0				
2-2-0	0-0-0	0-0-0		NEUTRAL		0-1-0		0-0-0		2-1-0				
12-12-0	0-0-0	0-1-0		NON-CONFERENCE		0-1-0		3-2-0		9-8-0				
4-3-0	0-0-0	0-1-0		HOME		0-0-0		0-0-0		4-2-0				
6-7-0	0-0-0	0-0-		AWAY		0-0-0		3-2-0		3-5-0				
2-2-0	0-0-0	0-0-0		NEUTRAL		0-1-0		0-0-0		2-1-0				
7-4-0	2-0-0	0-0-0		CONFERENCE		0-0-0		0-0-0		5-4-0				
3-2-0	2-0-0	0-0-0		HOME		0-0-0		0-0-0		1-2-0				
4-2-0	0-0-0	0-0-0		AWAY		0-0-0		0-0-0		4-2-0				
0-0-0	0-0-0	0-0-0		NEUTRAL		0-0-0		0-0-0		0-0-0				
RPI	S	Opponent	Score		RPI	S	Opponent	Score		RPI	S	Opponent	Score	
25	H	UNCW	3 0		40	H	Bryant	2 19		71	N	Boston College	2 8	
25	H	UNCW	9 4							107	A	Oklahoma	3 2	
										107	A	Oklahoma	4 10	
										107	A	Oklahoma	5 3	
										107	A	Oklahoma	4 13	
										134	A	Rhode Island	6 2	
										169	A	Washington St.	1 8	
										169	A	Washington St.	2 7	
										169	A	Washington St.	1 4	
										169	A	Washington St.	5 3	
										171	A	Delaware	6 3	
										171	A	Delaware	14 0	
										171	A	Delaware	6 1	
										185	A	Abilene Christian	4 3	
										185	A	Abilene Christian	3 4	
										185	A	Abilene Christian	0 1	
										185	A	Abilene Christian	3 2	
										201	H	Elon	2 3	
										201	H	Elon	0 2	
										201	H	Elon	6 3	
										206	A	James Madison	4 6	
										206	A	James Madison	20 5	
										206	A	James Madison	6 7	
										222	H	Quinnipiac	12 9	
										233	H	Harvard	3 2	
										239	N	Cornell	11 0	
										239	N	Cornell	6 0	
										239	N	Cornell	5 7	
<hr/>														
LAST 15 GAMES														
71	N	Boston College	2 8		201	H	Elon	0 2		222	H	Quinnipiac	12 9	
40	H	Bryant	2 19		201	H	Elon	6 3		233	H	Harvard	3 2	
171	A	Delaware	14 0		233	H	Harvard	3 2		239	N	Cornell	11 0	
171	A	Delaware	6 3							239	N	Cornell	6 0	
171	A	Delaware	6 1							239	N	Cornell	5 7	

Non-Div. I Games:

Northeastern

222	H	Quinnipiac	12	9
201	H	Elon	2	3

RPI	S	Opponent	Score	
248	H	Buffalo	1	0
248	H	Buffalo	3	6
248	H	Buffalo	8	4
271	H	Massachusetts	2	3

Northeastern

N
o
r
t
h
e
a
s
t
e
r
n

N
o
r
t
h
e
a
s
t
e
r
n

Average RPI Win:	201	WON-LOST	WINNING	LAST 15	STRENGTH OF	OPP. STRENGTH	TEAM	ADJ	CONF.	ADJ CONF.				
Average RPI Loss:	165	RECORD	PCT. RANK	GAMES	SCHEDULE	OF SCHEDULE	RPI	RPI	RPI	RPI				
DIV. I ONLY		15-17-0	.46875	172	4-8-0	189	253	165	.49308	165	22	22		
DIV. I NON-CONF.		10-7-0	.58824	94	1-1-0	111	249	73	.54254	73	21	21		
<hr/>														
TOTALS	RPI 1-25	RPI 26-50		W-L RECORDS		RPI 51-100		RPI 101-150		RPI 150+				
15-17-0	0-1-0	0-0-0		OVERALL		4-5-0		0-0-0		11-11-0				
4-0-0	0-0-0	0-0-0		HOME		0-0-0		0-0-0		4-0-0				
8-12-0	0-1-0	0-0-0		AWAY		3-4-0		0-0-0		5-7-0				
3-5-0	0-0-0	0-0-0		NEUTRAL		1-1-0		0-0-0		2-4-0				
10-7-0	0-1-0	0-0-0		NON-CONFERENCE		4-2-0		0-0-0		6-4-0				
1-0-0	0-0-0	0-0-0		HOME		0-0-0		0-0-0		1-0-0				
6-2-0	0-1-0	0-0-		AWAY		3-1-0		0-0-0		3-0-0				
3-5-0	0-0-0	0-0-0		NEUTRAL		1-1-0		0-0-0		2-4-0				
5-10-0	0-0-0	0-0-0		CONFERENCE		0-3-0		0-0-0		5-7-0				
3-0-0	0-0-0	0-0-0		HOME		0-0-0		0-0-0		3-0-0				
2-10-0	0-0-0	0-0-0		AWAY		0-3-0		0-0-0		2-7-0				
0-0-0	0-0-0	0-0-0		NEUTRAL		0-0-0		0-0-0		0-0-0				
RPI	S	Opponent	Score		RPI	S	Opponent	Score		RPI	S	Opponent	Score	
20	A	Minnesota	0	10						200	A	Omaha	8	9
					52	A	Lamar	6	7	200	A	Omaha	2	1
					52	A	Lamar	7	6	200	A	Omaha	2	12
					52	A	Lamar	3	0	200	A	Omaha	7	14
					52	A	Lamar	7	5	202	A	South Dakota St.	3	11
					54	N	Michigan St.	5	9	202	A	South Dakota St.	2	5
					69	A	Oral Roberts	6	8	202	A	South Dakota St.	0	2
					69	A	Oral Roberts	3	10	215	N	St. Bonaventure	1	6
					69	A	Oral Roberts	3	6	215	N	St. Bonaventure	15	4
					71	N	Boston College	4	2	230	H	North Dakota	12	6
										247	H	IPFW	15	5
										247	H	IPFW	7	1
										255	N	Army West Point	3	6
										256	A	Western Ill.	4	9
										256	A	Western Ill.	3	1
										256	A	Western Ill.	6	7
										261	N	Central Mich.	4	11
										263	N	Western Mich.	4	2
										265	N	Maine	4	3
										280	A	Ark.-Pine Bluff	7	4
										280	A	Ark.-Pine Bluff	8	7
										280	A	Ark.-Pine Bluff	2	0
LAST 15 GAMES														
20	A	Minnesota	0	10	247	H	IPFW	12	6					
202	A	South Dakota St.	2	5	69	A	Oral Roberts	6	8					
202	A	South Dakota St.	7	14	69	A	Oral Roberts	3	6					
202	A	South Dakota St.	3	11										
230	H	North Dakota	15	4										

Non-Div. I Games: Valley City St. 6 5 Mary 1 0 Minot St. 13 7 North Dakota St.

247 H IPFW	15	5
247 H IPFW	7	1

N
o
r
t
h
D
a
k
o
t
a
S
t
.

N
o
r
t
h
D
a
k
o
t
a
S
t
.

Average RPI Win:		218	WON-LOST RECORD		WINNING PCT. RANK		LAST 15 GAMES		STRENGTH OF SCHEDULE		OPP. STRENGTH OF SCHEDULE		TEAM RPI		ADJ RPI		CONF. RPI		ADJ CONF. RPI				
Average RPI Loss:		80																					
DIV. I ONLY			17-20-0		.45946 176		1-0-0		110		107		166		.49255 166		18		18				
DIV. I NON-CONF.			16-15-0		.51613 143		1-0-0		129		116		165		.49335 165		17		17				
TOTALS		RPI 1-25		RPI 26-50		W-L RECORDS		RPI 51-100		RPI 101-150		RPI 150+											
17-20-0		0-6-0		0-3-0		OVERALL		1-6-0		0-0-0		16-5-0											
14-9-0		0-0-0		0-3-0		HOME		0-1-0		0-0-0		14-5-0											
3-11-0		0-6-0		0-0-0		AWAY		1-5-0		0-0-0		2-0-0											
0-0-0		0-0-0		0-0-0		NEUTRAL		0-0-0		0-0-0		0-0-0											
16-15-0		0-6-0		0-3-0		NON-CONFERENCE		0-1-0		0-0-0		16-5-0											
14-9-0		0-0-0		0-3-0		HOME		0-1-0		0-0-0		14-5-0											
2-6-0		0-6-0		0-0-		AWAY		0-0-0		0-0-0		2-0-0											
0-0-0		0-0-0		0-0-0		NEUTRAL		0-0-0		0-0-0		0-0-0											
1-5-0		0-0-0		0-0-0		CONFERENCE		1-5-0		0-0-0		0-0-0											
0-0-0		0-0-0		0-0-0		HOME		0-0-0		0-0-0		0-0-0											
1-5-0		0-0-0		0-0-0		AWAY		1-5-0		0-0-0		0-0-0											
0-0-0		0-0-0		0-0-0		NEUTRAL		0-0-0		0-0-0		0-0-0											
RPI	S	Opponent		Score		RPI	S	Opponent		Score		RPI	S	Opponent		Score							
3	A	Miami (FL)		2	4	41	H	Creighton		1	5	76	A	North Florida		2	6	162	A	FIU	8	5	
9	A	Florida St.		5	8	41	H	Creighton		5	7	76	A	North Florida		0	5	171	H	Delaware	5	2	
9	A	Florida St.		6	8	41	H	Creighton		1	4	76	A	North Florida		3	5	171	H	Delaware	1	6	
15	A	Coastal Caro.		2	12							89	A	FGCU		2	4	171	H	Delaware	10	12	
15	A	Coastal Caro.		2	11							89	A	FGCU		6	11	180	H	South Fla.	5	1	
15	A	Coastal Caro.		5	17							89	A	FGCU		5	3	180	H	South Fla.	2	3	
												99	H	Illinois		1	4	182	H	Winthrop	4	6	
																		182	H	Winthrop	5	4	
																		182	H	Winthrop	2	1	
																		205	H	Dartmouth	1	2	
																		214	A	Bethune-Cookman	11	2	
																		229	H	The Citadel	11	5	
																		229	H	The Citadel	7	0	
																		229	H	The Citadel	3	1	
																		257	H	Villanova	5	1	
																		261	H	Central Mich.	4	3	
																		262	H	Siena	13	6	
																		262	H	Siena	5	3	
																		265	H	Maine	6	4	
																		265	H	Maine	5	1	
																		265	H	Maine	7	6	
LAST 15 GAMES																							
				180	H	South Fla.		5	1	89	A	FGCU		2	4								
				9	A	Florida St.		6	8	89	A	FGCU		6	11								
				9	A	Florida St.		5	8	229	H	The Citadel		11	5								
				76	A	North Florida		0	5														
				76	A	North Florida		3	5														

Non-Div. I Games:

Stetson

76 A North Florida	2	6
89 A FGCU	5	3

S
t
e
t
s
o
n

S
t
e
t
s
o
n

292	A	Delaware St.	16	4
235	A	Lafayette	8	4

RPI	S	Opponent	Score	
279	H	Lehigh	2	9
279	H	Lehigh	3	0
290	A	N.C. A&T	14	8
290	A	N.C. A&T	6	1
290	A	N.C. A&T	11	4
292	A	Delaware St.	16	4
292	H	Delaware St.	20	4
293	A	UMES	16	4
293	H	UMES	11	2

N
a
v
y

N
a
v
y

Navy

Average RPI Win: 225		WON-LOST	WINNING	LAST 15	STRENGTH OF		OPP. STRENGTH	TEAM	ADJ	CONF.	ADJ CONF.						
Average RPI Loss: 122		RECORD	PCT. RANK	GAMES	SCHEDULE		OF SCHEDULE	RPI	RPI	RPI	RPI						
DIV. I ONLY		13-20-0	.39394	224	7-8-0		109	239	168	.49231	168	25	25				
DIV. I NON-CONF.		8-16-0	.33333	236	2-4-0		77	193	153	.49905	153	24	24				
<hr/>																	
TOTALS		RPI 1-25		RPI 26-50		W-L RECORDS		RPI 51-100		RPI 101-150		RPI 150+					
13-20-0		0-2-0		0-1-0		OVERALL		1-5-0		0-6-0		12-6-0					
3-4-0		0-0-0		0-0-0		HOME		0-3-0		0-1-0		3-0-0					
7-13-0		0-1-0		0-1-0		AWAY		1-1-0		0-4-0		6-5-0					
3-3-0		0-1-0		0-0-0		NEUTRAL		0-0-0		0-1-0		3-1-0					
8-16-0		0-2-0		0-1-0		NON-CONFERENCE		1-2-0		0-6-0		7-5-0					
0-1-0		0-0-0		0-0-0		HOME		0-0-0		0-1-0		0-0-0					
5-12-0		0-1-0		0-0-		AWAY		1-2-0		0-4-0		4-4-0					
3-3-0		0-1-0		0-0-0		NEUTRAL		0-0-0		0-1-0		3-1-0					
5-4-0		0-0-0		0-0-0		CONFERENCE		0-3-0		0-0-0		5-1-0					
3-3-0		0-0-0		0-0-0		HOME		0-3-0		0-0-0		3-0-0					
2-1-0		0-0-0		0-0-0		AWAY		0-0-0		0-0-0		2-1-0					
0-0-0		0-0-0		0-0-0		NEUTRAL		0-0-0		0-0-0		0-0-0					
RPI	S	Opponent		Score		RPI	S	Opponent		Score		RPI	S	Opponent		Score	
1	A	Florida		4	12	28	A	Michigan		3	19	54	A	Michigan St.		4	2
1	N	Florida		7	8							81	A	Wright St.		5	7
												81	A	Wright St.		0	14
												96	H	Kent St.		3	7
												96	H	Kent St.		3	13
												96	H	Kent St.		2	4

Non-Div. I Games:

Eastern Mich.

109	A	West Virginia	1	5
54	A	Michigan St.	4	2

E
a
s
t
e
r
n
M
i
c
h
.

E
a
s
t
e
r
n
M
i
c
h
.

50	A	Arizona	0	8
37	A	Gonzaga	0	8

W
a
s
h
i
n
g
t
o
n
s
t
.

W
a
s
h
i
n
g
t
o
n
s
t
.

**F
u
r
m
a
n**

Furman

176	A	Presbyterian	10	8
109	A	West Virginia	5	8

F
u
r
m
a
n

F
u
r
m
a
n

Average RPI Win:	187	WON-LOST	WINNING	LAST 15	STRENGTH OF	OPP. STRENGTH	TEAM	ADJ	CONF.	ADJ CONF.	
Average RPI Loss:	135	RECORD	PCT. RANK	GAMES	SCHEDULE	OF SCHEDULE	RPI	RPI	RPI	RPI	
DIV. I ONLY	21-15-0	.58333	90	5-9-0	228	157	171	.4905	171	14	14
DIV. I NON-CONF.	17-7-0	.70833	41	1-2-0	232	188	114	.52158	114	15	15
<hr/>											
TOTALS	RPI 1-25	RPI 26-50		W-L RECORDS		RPI 51-100		RPI 101-150		RPI 150+	
21-15-0	0-0-0	2-4-0		OVERALL		0-1-0		4-1-0		15-9-0	
13-8-0	0-0-0	1-1-0		HOME		0-0-0		4-1-0		8-6-0	
6-6-0	0-0-0	0-3-0		AWAY		0-1-0		0-0-0		6-2-0	
2-1-0	0-0-0	1-0-0		NEUTRAL		0-0-0		0-0-0		1-1-0	
<hr/>											
17-7-0	0-0-0	2-1-0		NON-CONFERENCE		0-1-0		4-1-0		11-4-0	
12-3-0	0-0-0	1-1-0		HOME		0-0-0		4-1-0		7-1-0	
3-3-0	0-0-0	0-0-		AWAY		0-1-0		0-0-0		3-2-0	
2-1-0	0-0-0	1-0-0		NEUTRAL		0-0-0		0-0-0		1-1-0	
<hr/>											
4-8-0	0-0-0	0-3-0		CONFERENCE		0-0-0		0-0-0		4-5-0	
1-5-0	0-0-0	0-0-0		HOME		0-0-0		0-0-0		1-5-0	
3-3-0	0-0-0	0-3-0		AWAY		0-0-0		0-0-0		3-0-0	
0-0-0	0-0-0	0-0-0		NEUTRAL		0-0-0		0-0-0		0-0-0	
<hr/>											
RPI	S	Opponent	Score	RPI	S	Opponent	Score	RPI	S	Opponent	Score
				30	A	Col. of Charleston	2 15				
				30	A	Col. of Charleston	4 14				
				30	A	Col. of Charleston	2 3				
				33	H	Maryland	12 7				
				33	N	Maryland	10 8				
				40	H	Bryant	5 16				

Non-Div. I Games: Wilmington (DE) 7 0

Delaware

209	A	Hofstra	13	3
209	A	Hofstra	8	4

RPI	S	Opponent	Score	
292	H	Delaware St.	4	2
292	H	Delaware St.	8	3

Delaware

D
e
l
a
w
a
r
e

D
e
l
a
w
a
r
e

Average RPI Win:	162	WON-LOST RECORD	WINNING PCT. RANK	LAST 15 GAMES	STRENGTH OF SCHEDULE	OPP. STRENGTH OF SCHEDULE	TEAM RPI	ADJ RPI	CONF. RPI	ADJ CONF. RPI					
DIV. I ONLY		16-18-0	.47059	167	6-9-0	107	151	172	.49	172	26	26			
DIV. I NON-CONF.		11-11-0	.5	145	1-2-0	73	85	151	.49997	151	25	25			
<hr/>															
TOTALS	RPI 1-25	RPI 26-50		W-L RECORDS		RPI 51-100		RPI 101-150		RPI 150+					
16-18-0	0-0-0	3-4-0		OVERALL		2-5-0		3-3-0		8-6-0					
10-13-0	0-0-0	3-4-0		HOME		2-2-0		0-1-0		5-6-0					
5-5-0	0-0-0	0-0-0		AWAY		0-3-0		2-2-0		3-0-0					
1-0-0	0-0-0	0-0-0		NEUTRAL		0-0-0		1-0-0		0-0-0					
<hr/>															
11-11-0	0-0-0	3-4-0		NON-CONFERENCE		2-5-0		2-1-0		4-1-0					
9-8-0	0-0-0	3-4-0		HOME		2-2-0		0-1-0		4-1-0					
1-3-0	0-0-0	0-0-		AWAY		0-3-0		1-0-0		0-0-0					
1-0-0	0-0-0	0-0-0		NEUTRAL		0-0-0		1-0-0		0-0-0					
<hr/>															
5-7-0	0-0-0	0-0-0		CONFERENCE		0-0-0		1-2-0		4-5-0					
1-5-0	0-0-0	0-0-0		HOME		0-0-0		0-0-0		1-5-0					
4-2-0	0-0-0	0-0-0		AWAY		0-0-0		1-2-0		3-0-0					
0-0-0	0-0-0	0-0-0		NEUTRAL		0-0-0		0-0-0		0-0-0					
<hr/>															
RPI	S	Opponent	Score	RPI	S	Opponent	Score	RPI	S	Opponent	Score	RPI	S	Opponent	Score
				37	H	Gonzaga	7 1	62	H	Tennessee	8 25	122	A	Seattle	1 4
				37	H	Gonzaga	9 21	67	A	Houston	1 3	122	A	Seattle	3 10
				37	H	Gonzaga	3 0	67	A	Houston	0 5	122	A	Seattle	8 4
				37	H	Gonzaga	2 11	67	A	Houston	1 5	143	N	San Francisco	6 5
				38	H	St. Mary's (CA)	8 3	94	H	Cal Poly	16 3	150	A	UNLV	10 8
				48	H	New Mexico	6 10	94	H	Cal Poly	0 7	150	H	UNLV	2 7
				48	H	New Mexico	5 6	94	H	Cal Poly	3 2	151	H	Utah Valley	3 6
												151	H	Utah Valley	4 5
												151	H	Utah Valley	2 1
												154	H	New Mexico St.	4 5
												154	H	New Mexico St.	6 7
												154	H	New Mexico St.	3 4
												200	H	Omaha	2 7
												200	H	Omaha	12 4
												200	H	Omaha	9 4
												261	H	Central Mich.	5 4
												261	H	Central Mich.	3 1
												269	A	CSU Bakersfield	9 6
												269	A	CSU Bakersfield	9 4
												269	A	CSU Bakersfield	9 3
<hr/>															
LAST 15 GAMES															
				122	A	Seattle	8 4	269	A	CSU Bakersfield	9 6				
				122	A	Seattle	1 4	269	A	CSU Bakersfield	9 4				
				122	A	Seattle	3 10	269	A	CSU Bakersfield	9 3				
				154	H	New Mexico St.	6 7								
				154	H	New Mexico St.	3 4								

Non-Div. I Games:

Grand Canyon

154	H	New Mexico St.	4	5
150	H	UNLV	2	7

G
r
a
n
d
C
a
n
y
o
n

G
r
a
n
d
C
a
n
y
o
n

Average RPI Win:	156	WON-LOST	WINNING	LAST 15	STRENGTH OF	OPP. STRENGTH	TEAM	ADJ	CONF.	ADJ CONF.			
Average RPI Loss:	103	RECORD	PCT. RANK	GAMES	SCHEDULE	OF SCHEDULE	RPI	RPI	RPI	RPI			
DIV. I ONLY		16-18-0	.47059	167	9-6-0	163	115	173	.48983	173	8	8	
DIV. I NON-CONF.		9-10-0	.47368	168	3-0-0	255	165	219	.46045	218	8	8	
<hr/>													
TOTALS	RPI 1-25	RPI 26-50		W-L RECORDS		RPI 51-100		RPI 101-150		RPI 150+			
16-18-0	0-0-0	2-7-0		OVERALL		3-6-0		3-1-0		8-4-0			
10-8-0	0-0-0	1-5-0		HOME		1-0-0		3-0-0		5-3-0			
6-10-0	0-0-0	1-2-0		AWAY		2-6-0		0-1-0		3-1-0			
0-0-0	0-0-0	0-0-0		NEUTRAL		0-0-0		0-0-0		0-0-0			
9-10-0	0-0-0	0-0-0		NON-CONFERENCE		3-6-0		1-0-0		5-4-0			
7-3-0	0-0-0	0-0-0		HOME		1-0-0		1-0-0		5-3-0			
2-7-0	0-0-0	0-0-		AWAY		2-6-0		0-0-0		0-1-0			
0-0-0	0-0-0	0-0-0		NEUTRAL		0-0-0		0-0-0		0-0-0			
7-8-0	0-0-0	2-7-0		CONFERENCE		0-0-0		2-1-0		3-0-0			
3-5-0	0-0-0	1-5-0		HOME		0-0-0		2-0-0		0-0-0			
4-3-0	0-0-0	1-2-0		AWAY		0-0-0		0-1-0		3-0-0			
0-0-0	0-0-0	0-0-0		NEUTRAL		0-0-0		0-0-0		0-0-0			
RPI	S	Opponent	Score	RPI	S	Opponent	Score	RPI	S	Opponent	Score		
				32	A	BYU	3 19	57	A	Washington	2 6		
				32	A	BYU	4 11	57	A	Washington	6 3		
				32	A	BYU	10 8	57	A	Washington	2 6		
				37	H	Gonzaga	0 6	65	A	Fresno St.	7 3		
				37	H	Gonzaga	3 5	65	H	Fresno St.	15 6		
				37	H	Gonzaga	5 10	94	A	Cal Poly	2 19		
				38	H	St. Mary's (CA)	2 14	94	A	Cal Poly	3 6		
				38	H	St. Mary's (CA)	4 9	94	A	Cal Poly	6 7		
				38	H	St. Mary's (CA)	6 2	94	A	Cal Poly	2 6		
										143	A	San Francisco	2 3
										143	H	San Francisco	14 2
										143	H	San Francisco	5 3
										147	H	Sacramento St.	6 3
										186	A	Portland	3 0
										186	A	Portland	3 2
										186	A	Portland	10 6
										199	A	San Jose St.	7 8
										202	H	South Dakota St.	5 2
										250	H	Northwestern	5 14
										250	H	Northwestern	7 3
										250	H	Northwestern	1 3
										250	H	Northwestern	7 3
										273	H	Northern Colo.	8 5
										273	H	Northern Colo.	4 3
										273	H	Northern Colo.	1 8
LAST 15 GAMES													
				147	H	Sacramento St.	6 3	38	H	St. Mary's (CA)	2 14		
				186	A	Portland	3 2	65	H	Fresno St.	15 6		
				186	A	Portland	10 6	37	H	Gonzaga	5 10		
				186	A	Portland	3 0						
				65	A	Fresno St.	7 3						

Non-Div. I Games:

Pacific

38 H St. Mary's (CA)	6	2
38 H St. Mary's (CA)	4	9

P
a
c
i
f
i
c

P
a
c
i
f
i
c

Average RPI Win:		140	WON-LOST RECORD		WINNING PCT. RANK	LAST 15 GAMES		STRENGTH OF SCHEDULE		OPP. STRENGTH OF SCHEDULE	TEAM RPI	ADJ RPI	CONF. RPI	ADJ CONF. RPI			
DIV. I ONLY			16-22-0		.42105	206	5-10-0		90	92	174	.48942	174	4	4		
DIV. I NON-CONF.			10-13-0		.43478	187	1-4-0		187	100	226	.45836	225	4	4		
TOTALS		RPI 1-25		RPI 26-50		W-L RECORDS		RPI 51-100		RPI 101-150		RPI 150+					
16-22-0		2-6-0		2-2-0		OVERALL		1-5-0		2-5-0		9-4-0					
10-14-0		0-4-0		2-1-0		HOME		0-3-0		1-2-0		7-4-0					
6-8-0		2-2-0		0-1-0		AWAY		1-2-0		1-3-0		2-0-0					
0-0-0		0-0-0		0-0-0		NEUTRAL		0-0-0		0-0-0		0-0-0					
10-13-0		0-2-0		2-2-0		NON-CONFERENCE		0-3-0		1-3-0		7-3-0					
8-10-0		0-1-0		2-1-0		HOME		0-3-0		1-2-0		5-3-0					
2-3-0		0-1-0		0-0-		AWAY		0-0-0		0-1-0		2-0-0					
0-0-0		0-0-0		0-0-0		NEUTRAL		0-0-0		0-0-0		0-0-0					
6-9-0		2-4-0		0-0-0		CONFERENCE		1-2-0		1-2-0		2-1-0					
2-4-0		0-3-0		0-0-0		HOME		0-0-0		0-0-0		2-1-0					
4-5-0		2-1-0		0-0-0		AWAY		1-2-0		1-2-0		0-0-0					
0-0-0		0-0-0		0-0-0		NEUTRAL		0-0-0		0-0-0		0-0-0					
RPI	S	Opponent		Score		RPI	S	Opponent		Score		RPI	S	Opponent		Score	
8	A	North Carolina St.		3	7	36	H	Georgia		10	5	88	A	Louisiana Tech		2	5
8	H	North Carolina St.		1	7	36	H	Georgia		3	6	88	A	Louisiana Tech		2	3
18	A	Fla. Atlantic		8	17	43	A	Wake Forest		5	6	88	A	Louisiana Tech		7	4
18	A	Fla. Atlantic		12	7	43	H	Wake Forest		7	6	96	H	Kent St.		6	11
18	A	Fla. Atlantic		7	6							96	H	Kent St.		3	4
23	H	Southern Miss.		1	9							96	H	Kent St.		3	11
23	H	Southern Miss.		6	9									William & Mary		1	5
23	H	Southern Miss.		6	16									Gardner-Webb		4	8
														FIU		5	8
														FIU		6	2
														FIU		4	3
														Winthrop		7	1
														Kennesaw St.		12	8
														Fairfield		6	2
														Fairfield		8	7
														Fairfield		2	3
														Toledo		2	3
														Toledo		12	4
														Toledo		8	0
														Toledo		9	8
														N.C. A&T		7	9
LAST 15 GAMES																	
142	A	Gardner-Webb		4	8	18	A	Fla. Atlantic		12	7						
116	A	Middle Tenn.		0	3	8	A	North Carolina St.		3	7						
116	A	Middle Tenn.		8	4	182	A	Winthrop		7	1						
116	A	Middle Tenn.		11	12												
290	H	N.C. A&T		7	9												

Non-Div. I Games:

Charlotte

18 A Fla. Atlantic	7	6
18 A Fla. Atlantic	8	17

C
h
a
r
l
o
t
t
e

C
h
a
r
l
o
t
t
e

Average RPI Win:	142	WON-LOST	WINNING	LAST 15	STRENGTH OF	OPP. STRENGTH	TEAM	ADJ	CONF.	ADJ CONF.									
Average RPI Loss:	83	RECORD	PCT. RANK	GAMES	SCHEDULE	OF SCHEDULE	RPI	RPI	RPI	RPI									
DIV. I ONLY		13-24-0	.35135	244	6-9-0	28	153	175	.48918	175	12	12							
DIV. I NON-CONF.		10-21-0	.32258	244	3-6-0	55	108	202	.47047	202	14	14							
<hr/>																			
TOTALS	RPI 1-25	RPI 26-50		W-L RECORDS		RPI 51-100		RPI 101-150		RPI 150+									
13-24-0	0-3-0	0-4-0		OVERALL		6-11-0		3-4-0		4-2-0									
11-11-0	0-3-0	0-1-0		HOME		5-5-0		2-1-0		4-1-0									
2-13-0	0-0-0	0-3-0		AWAY		1-6-0		1-3-0		0-1-0									
0-0-0	0-0-0	0-0-0		NEUTRAL		0-0-0		0-0-0		0-0-0									
10-21-0	0-3-0	0-4-0		NON-CONFERENCE		4-10-0		2-2-0		4-2-0									
9-10-0	0-3-0	0-1-0		HOME		3-4-0		2-1-0		4-1-0									
1-11-0	0-0-0	0-0-		AWAY		1-6-0		0-1-0		0-1-0									
0-0-0	0-0-0	0-0-0		NEUTRAL		0-0-0		0-0-0		0-0-0									
3-3-0	0-0-0	0-0-0		CONFERENCE		2-1-0		1-2-0		0-0-0									
2-1-0	0-0-0	0-0-0		HOME		2-1-0		0-0-0		0-0-0									
1-2-0	0-0-0	0-0-0		AWAY		0-0-0		1-2-0		0-0-0									
0-0-0	0-0-0	0-0-0		NEUTRAL		0-0-0		0-0-0		0-0-0									
<hr/>																			
RPI	S	Opponent	Score		RPI	S	Opponent	Score		RPI	S	Opponent	Score						
23	H	TCU	0	3	26	H	Oklahoma St.	0	17	51	A	Cal St. Fullerton	1	9	107	A	Oklahoma	2	4
23	H	TCU	5	12	48	A	New Mexico	6	8	51	A	Cal St. Fullerton	0	5	107	H	Oklahoma	7	15
23	H	TCU	6	17	48	A	New Mexico	7	17	51	A	Cal St. Fullerton	1	7	121	A	Evansville	1	11
					48	A	New Mexico	4	8	69	A	Oral Roberts	4	6	121	A	Evansville	2	7
										69	H	Oral Roberts	15	8	121	A	Evansville	6	5
										80	A	Nebraska	3	7	125	H	SFA	10	2
										80	A	Nebraska	0	4	125	H	SFA	12	4
										80	A	Nebraska	17	5	192	A	Kansas	3	9
										84	H	Missouri St.	11	1	200	H	Omaha	5	4
										84	H	Missouri St.	1	6	230	H	North Dakota	16	3
										84	H	Missouri St.	9	2	273	H	Northern Colo.	11	0
										86	H	Sam Houston St.	11	15	273	H	Northern Colo.	3	4
										86	H	Sam Houston St.	2	0	273	H	Northern Colo.	17	2
										86	H	Sam Houston St.	8	13					
										94	H	Cal Poly	2	7					
										94	H	Cal Poly	6	7					
										94	H	Cal Poly	6	0					
LAST 15 GAMES																			
192	A	Kansas	3	9	121	A	Evansville	6	5										
84	H	Missouri St.	1	6	69	H	Oral Roberts	15	8										
84	H	Missouri St.	11	1	23	H	TCU	5	12										
84	H	Missouri St.	9	2															
107	H	Oklahoma	7	15															

Non-Div. I Games:

Wichita St.

121 A Evansville	1	11
121 A Evansville	2	7

W
i
c
h
i
t
a
s
t
.

W
i
c
h
i
t
a
s
t
.

Average RPI Win: 233		WON-LOST RECORD		WINNING PCT. RANK		LAST 15 GAMES		STRENGTH OF SCHEDULE		OPP. STRENGTH OF SCHEDULE		TEAM RPI		ADJ RPI		CONF. RPI		ADJ CONF. RPI	
DIV. I ONLY		19-17-0		.52778 127		8-7-0		215		230		176		.48867 176		16		16	
DIV. I NON-CONF.		14-10-0		.58333 98		3-1-0		278		246		201		.47063 201		18		18	
TOTALS		RPI 1-25		RPI 26-50		W-L RECORDS		RPI 51-100		RPI 101-150		RPI 150+							
19-17-0		0-4-0		0-0-0		OVERALL		0-2-0		2-3-0		17-8-0							
10-3-0		0-0-0		0-0-0		HOME		0-0-0		0-1-0		10-2-0							
6-12-0		0-4-0		0-0-0		AWAY		0-1-0		2-2-0		4-5-0							
3-2-0		0-0-0		0-0-0		NEUTRAL		0-1-0		0-0-0		3-1-0							
14-10-0		0-1-0		0-0-0		NON-CONFERENCE		0-2-0		1-1-0		13-6-0							
7-3-0		0-0-0		0-0-0		HOME		0-0-0		0-1-0		7-2-0							
4-5-0		0-1-0		0-0-		AWAY		0-1-0		1-0-0		3-3-0							
3-2-0		0-0-0		0-0-0		NEUTRAL		0-1-0		0-0-0		3-1-0							
5-7-0		0-3-0		0-0-0		CONFERENCE		0-0-0		1-2-0		4-2-0							
3-0-0		0-0-0		0-0-0		HOME		0-0-0		0-0-0		3-0-0							
2-7-0		0-3-0		0-0-0		AWAY		0-0-0		1-2-0		1-2-0							
0-0-0		0-0-0		0-0-0		NEUTRAL		0-0-0		0-0-0		0-0-0							
RPI S	Opponent	Score		RPI S	Opponent	Score		RPI S	Opponent	Score		RPI S	Opponent	Score					
11 A	Clemson	4	8					54 N	Michigan St.	5	11	141 A	Wofford	6	5				
15 A	Coastal Caro.	2	4					90 A	Western Caro.	9	10	141 H	Wofford	4	8				
15 A	Coastal Caro.	3	12									142 A	Gardner-Webb	1	3				
15 A	Coastal Caro.	2	5									142 A	Gardner-Webb	3	0				
												142 A	Gardner-Webb	0	14				
												170 A	Furman	8	9				
												170 H	Furman	8	10				
												182 H	Winthrop	2	1				
												182 H	Winthrop	4	3				
												182 H	Winthrop	9	3				
												200 N	Omaha	11	1				
												208 N	Fordham	7	1				
												229 A	The Citadel	2	7				
												229 A	The Citadel	7	6				
												229 A	The Citadel	1	2				
												231 A	USC Upstate	6	5				
												259 H	Towson	11	5				
												259 H	Towson	6	2				
												259 H	Towson	7	5				
												260 H	N.C. Central	15	6				
												276 N	Bowling Green	6	5				
												276 N	Bowling Green	1	6				
												281 H	La Salle	3	6				
												281 H	La Salle	6	0				
												281 H	La Salle	10	3				
												283 A	UNC Asheville	13	8				
												283 A	UNC Asheville	4	7				
LAST 15 GAMES				290 A	N.C. A&T	10	6	182 H	Winthrop	4	3	276 N	Bowling Green	1	6				
				15 A	Coastal Caro.	3	12	231 A	USC Upstate	6	5	281 H	La Salle	6	0				
				15 A	Coastal Caro.	2	4	283 A	UNC Asheville	9	22	281 H	La Salle	10	3				
				15 A	Coastal Caro.	2	5					283 A	UNC Asheville	13	8				
				170 H	Furman	8	10					283 A	UNC Asheville	4	7				

Non-Div. I Games:

Presbyterian

182 H Winthrop	9	3
182 H Winthrop	2	1

RPI	S	Opponent	Score	
283	A	UNC Asheville	9	22
289	H	Savannah St.	16	1
290	A	N.C. A&T	10	6

Presbyterian

P
r
e
s
b
y
t
e
r
i
a
n

P
r
e
s
b
y
t
e
r
i
a
n

Average RPI Win: 202		WON-LOST	WINNING	LAST 15	STRENGTH OF		OPP. STRENGTH	TEAM	ADJ	CONF.	ADJ CONF.
Average RPI Loss: 126		RECORD	PCT. RANK	GAMES	SCHEDULE		OF SCHEDULE	RPI	RPI	RPI	RPI
DIV. I ONLY		20-17-0	.54054	124	7-8-0		185	145	177	.48848	177
DIV. I NON-CONF.		13-11-0	.54167	126	1-3-0		201	73	175	.48544	175
TOTALS		RPI 1-25	RPI 26-50		W-L RECORDS		RPI 51-100		RPI 101-150		RPI 150+
20-17-0		0-2-0	0-4-0		OVERALL		0-1-0		2-2-0		18-8-0
15-8-0		0-0-0	0-2-0		HOME		0-0-0		0-0-0		15-6-0
5-7-0		0-2-0	0-2-0		AWAY		0-0-0		2-1-0		3-2-0
0-2-0		0-0-0	0-0-0		NEUTRAL		0-1-0		0-1-0		0-0-0
13-11-0		0-2-0	0-4-0		NON-CONFERENCE		0-1-0		0-0-0		13-4-0
11-6-0		0-0-0	0-2-0		HOME		0-0-0		0-0-0		11-4-0
2-4-0		0-2-0	0-0-		AWAY		0-0-0		0-0-0		2-0-0
0-1-0		0-0-0	0-0-0		NEUTRAL		0-1-0		0-0-0		0-0-0
7-6-0		0-0-0	0-0-0		CONFERENCE		0-0-0		2-2-0		5-4-0
4-2-0		0-0-0	0-0-0		HOME		0-0-0		0-0-0		4-2-0
3-3-0		0-0-0	0-0-0		AWAY		0-0-0		2-1-0		1-2-0
0-1-0		0-0-0	0-0-0		NEUTRAL		0-0-0		0-1-0		0-0-0
RPI S	Opponent	Score	RPI S	Opponent	Score	RPI S	Opponent	Score	RPI S	Opponent	Score
5 A	South Carolina	2 15	43 A	Wake Forest	4 7	92 N	Indiana St.	1 7	118 A	Saint Joseph's	8 7
16 A	North Carolina	2 10	43 H	Wake Forest	6 7				118 A	Saint Joseph's	3 0
			45 A	Duke	2 9				118 A	Saint Joseph's	1 10
			45 H	Duke	3 13				134 N	Rhode Island	4 13
									152 H	Georgetown	12 8
									152 H	Georgetown	9 3
									152 H	Georgetown	3 5
									155 H	Air Force	4 9
									170 H	Furman	4 3
									170 H	Furman	15 4
									170 H	Furman	4 3
									182 A	Winthrop	12 10
									184 A	Campbell	7 4
									188 A	Richmond	7 8
									188 A	Richmond	14 2
									188 A	Richmond	3 4
									193 H	Marist	4 3
									206 H	James Madison	6 7
									212 H	George Washington	8 7
									212 H	George Washington	7 4
									212 H	George Washington	2 3
									235 H	Lafayette	5 2
									235 H	Lafayette	9 14
									235 H	Lafayette	2 1
									248 H	Buffalo	5 0
									271 H	Massachusetts	1 7
									271 H	Massachusetts	10 2
LAST 15 GAMES			182 A	Winthrop	12 10	212 H	George Washington	2 3	235 H	Lafayette	9 14
			188 A	Richmond	7 8	43 H	Wake Forest	6 7	235 H	Lafayette	2 1
			188 A	Richmond	14 2	118 A	Saint Joseph's	1 10	248 H	Buffalo	5 0
			188 A	Richmond	3 4				271 H	Massachusetts	1 7
			45 H	Duke	3 13				271 H	Massachusetts	10 2

Non-Div. I Games:

Davidson

212	H	George Washington	8	7
212	H	George Washington	7	4

RPI	S	Opponent	Score	
271	H	Massachusetts	5	4
278	H	Iona	16	1
278	H	Iona	9	1

Davidson

D
a
v
i
d
s
o
n

D
a
v
i
d
s
o
n

Average RPI Win: 167		WON-LOST	WINNING	LAST 15	STRENGTH OF		OPP. STRENGTH	TEAM	ADJ		CONF.	ADJ CONF.							
Average RPI Loss: 135		RECORD	PCT. RANK	GAMES	SCHEDULE		OF SCHEDULE	RPI	RPI		RPI	RPI							
DIV. I ONLY		18-17-0	.51429	137	8-7-0		231	99	178	.48845	178	11	11						
DIV. I NON-CONF.		9-9-0	.5	145	1-1-0		202	128	176	.48518	176	10	10						
TOTALS		RPI 1-25	RPI 26-50		W-L RECORDS		RPI 51-100		RPI 101-150		RPI 150+								
18-17-0		0-1-0	0-0-0		OVERALL		2-1-0		8-9-0		8-6-0								
11-4-0		0-0-0	0-0-0		HOME		0-0-0		8-3-0		3-1-0								
6-12-0		0-1-0	0-0-0		AWAY		2-1-0		0-6-0		4-4-0								
1-1-0		0-0-0	0-0-0		NEUTRAL		0-0-0		0-0-0		1-1-0								
9-9-0		0-1-0	0-0-0		NON-CONFERENCE		0-0-0		6-7-0		3-1-0								
7-2-0		0-0-0	0-0-0		HOME		0-0-0		6-2-0		1-0-0								
1-6-0		0-1-0	0-0-		AWAY		0-0-0		0-5-0		1-0-0								
1-1-0		0-0-0	0-0-0		NEUTRAL		0-0-0		0-0-0		1-1-0								
9-8-0		0-0-0	0-0-0		CONFERENCE		2-1-0		2-2-0		5-5-0								
4-2-0		0-0-0	0-0-0		HOME		0-0-0		2-1-0		2-1-0								
5-6-0		0-0-0	0-0-0		AWAY		2-1-0		0-1-0		3-4-0								
0-0-0		0-0-0	0-0-0		NEUTRAL		0-0-0		0-0-0		0-0-0								
RPI	S	Opponent	Score		RPI	S	Opponent	Score		RPI	S	Opponent	Score						
4	A	Texas A&M	2	3						104	A	CSUN	2	7					
							59	A	McNeese St.	7	5	104	A	CSUN	3	6			
							59	A	McNeese St.	6	12	104	A	CSUN	1	7			
										104	A	CSUN	0	2					
										125	A	SFA	7	8					
										125	H	SFA	12	1					
										125	H	SFA	3	15					
										125	H	SFA	6	2					
										126	A	UT Arlington	0	10					
										135	H	Utah	2	1					
										135	H	Utah	7	3					
										135	H	Utah	4	1					
										135	H	Utah	0	2					
										145	H	Binghamton	8	5					
										145	H	Binghamton	9	11					
										145	H	Binghamton	4	3					
										145	H	Binghamton	11	4					
										160	A	Central Ark.	7	8					
										160	A	Central Ark.	0	11					
										160	A	Central Ark.	3	2					
										169	N	Washington St.	9	5					
										169	N	Washington St.	2	3					
										185	A	Abilene Christian	0	9					
										185	A	Abilene Christian	4	1					
										185	A	Abilene Christian	3	2					
										220	A	A&M-Corpus Christi	4	5					
										266	H	Incarinate Word	3	1					
					LAST 15 GAMES														
					125	H	SFA	3	15	266	H	Incarinate Word	2	0	185	A	Abilene Christian	0	9
					125	H	SFA	12	1	266	H	Incarinate Word	2	3	185	A	Abilene Christian	4	1
					125	H	SFA	6	2	266	H	Incarinate Word	3	1	185	A	Abilene Christian	3	2
					126	A	UT Arlington	0	10						220	A	A&M-Corpus Christi	4	5
					185	A	Abilene Christian	4	1						266	H	Incarinate Word	3	1

Non-Div. I Games:

Houston Baptist

185	A	Abilene Christian	0	9
185	A	Abilene Christian	3	2

RPI	S	Opponent	Score	
266	H	Incarnate Word	2	0
266	H	Incarnate Word	2	3
268	A	UTRGV	6	2
295	H	Prairie View	5	3

Houston Baptist

H
o
u
s
t
o
n
B
a
p
t
i
s
t

H
o
u
s
t
o
n
B
a
p
t
i
s
t

x
a
v
i
e
r

Xavier

113	N	Cincinnati	8	5
140	A	Miami (OH)	2	3

X
a
v
i
e
r

X
a
v
i
e
r

South Fla.

76	H	North Florida	5	7
210	H	Memphis	7	5

Through Games Of April 20, 2016

RPI	S	Opponent	Score	
214	H	Bethune-Cookman	6	2

South Fla.

S
o
u
t
h
F
l
a
.

S
o
u
t
h
F
l
a
.

Non-Div. I Games:

Monmouth

118	H	Saint Joseph's	3	7
294	A	Saint Peter's	11	7

M
o
n
m
o
u
t
h

M
o
n
m
o
u
t
h

Average RPI Win: 188		WON-LOST RECORD	WINNING PCT. RANK		LAST 15 GAMES	STRENGTH OF SCHEDULE	OPP. STRENGTH OF SCHEDULE	TEAM RPI	ADJ RPI		CONF. RPI	ADJ CONF. RPI											
Average RPI Loss: 136																							
DIV. I ONLY		19-19-0	.5	148	8-7-0	179	146	182	.48651	182	16	16											
DIV. I NON-CONF.		13-13-0	.5	145	2-3-0	204	187	182	.48072	182	18	18											
<hr/>																							
TOTALS		RPI 1-25		RPI 26-50		W-L RECORDS		RPI 51-100		RPI 101-150		RPI 150+											
19-19-0		0-3-0		0-0-0		OVERALL		1-2-0		8-3-0		10-11-0											
14-7-0		0-0-0		0-0-0		HOME		0-0-0		7-3-0		7-4-0											
5-12-0		0-3-0		0-0-0		AWAY		1-2-0		1-0-0		3-7-0											
0-0-0		0-0-0		0-0-0		NEUTRAL		0-0-0		0-0-0		0-0-0											
13-13-0		0-3-0		0-0-0		NON-CONFERENCE		0-0-0		5-3-0		8-7-0											
9-6-0		0-0-0		0-0-0		HOME		0-0-0		4-3-0		5-3-0											
4-7-0		0-3-0		0-0-		AWAY		0-0-0		1-0-0		3-4-0											
0-0-0		0-0-0		0-0-0		NEUTRAL		0-0-0		0-0-0		0-0-0											
6-6-0		0-0-0		0-0-0		CONFERENCE		1-2-0		3-0-0		2-4-0											
5-1-0		0-0-0		0-0-0		HOME		0-0-0		3-0-0		2-1-0											
1-5-0		0-0-0		0-0-0		AWAY		1-2-0		0-0-0		0-3-0											
0-0-0		0-0-0		0-0-0		NEUTRAL		0-0-0		0-0-0		0-0-0											
RPI	S	Opponent		Score		RPI	S	Opponent		Score		RPI	S	Opponent		Score							
5	A	South Carolina		4	16							75	A	High Point		2	7	134	H	Rhode Island		8	7
11	A	Clemson		3	4							75	A	High Point		6	2	134	H	Rhode Island		7	11
16	A	North Carolina		6	11							75	A	High Point		2	4	134	H	Rhode Island		8	4
																		136	H	Liberty		11	5
																		136	H	Liberty		6	5
																		136	H	Liberty		7	5
																		140	H	Miami (OH)		18	6
																		140	H	Miami (OH)		1	5
																		140	H	Miami (OH)		7	5
																		141	A	Wofford		4	3
																		141	H	Wofford		2	9
																		157	A	Alabama St.		10	9
																		157	A	Alabama St.		4	5
																		157	A	Alabama St.		10	11
																		166	A	Stetson		1	2
																		166	A	Stetson		4	5
																		166	A	Stetson		6	4
																		174	H	Charlotte		1	7
																		176	A	Presbyterian		1	2
																		176	A	Presbyterian		3	9
																		176	A	Presbyterian		3	4
																		177	H	Davidson		10	12
																		191	H	Radford		3	2
																		191	H	Radford		8	15
																		191	H	Radford		3	1
																		275	H	ETSU		5	7
																		281	H	La Salle		9	5
<hr/>																							
LAST 15 GAMES																							
						141	A	Wofford		4	3	176	A	Presbyterian		1	2	191	H	Radford		3	2
						177	H	Davidson		10	12	176	A	Presbyterian		3	4	191	H	Radford		8	15
						191	H	Radford		3	1	174	H	Charlotte		1	7	191	H	Radford		3	1
						191	H	Radford		8	15							275	H	ETSU		5	7
						191	H	Radford		3	2							281	H	La Salle		9	5

Non-Div. I Games:

Winthrop

141	H	Wofford	2	9
176	A	Presbyterian	3	9

RPI	S	Opponent	Score	
281	H	La Salle	9	0
281	H	La Salle	7	3
281	H	La Salle	11	2
290	A	N.C. A&T	15	4
290	H	N.C. A&T	7	0

Winthrop

W
i
n
t
h
r
o
p

W
i
n
t
h
r
o
p

Average RPI Win: 174		WON-LOST	WINNING	LAST 15	STRENGTH OF		OPP. STRENGTH	TEAM	ADJ		CONF.	ADJ CONF.
Average RPI Loss: 119		RECORD	PCT. RANK	GAMES	SCHEDULE		OF SCHEDULE	RPI	RPI		RPI	RPI
DIV. I ONLY		18-20-0	.47368	162	10-5-0		135	116	183		18	18
DIV. I NON-CONF.		10-19-0	.34483	234	2-4-0		150	64	236		17	17
TOTALS		RPI 1-25	RPI 26-50		W-L RECORDS		RPI 51-100		RPI 101-150		RPI 150+	
18-20-0		0-0-0	1-3-0		OVERALL		4-7-0		3-5-0		10-5-0	
13-13-0		0-0-0	0-2-0		HOME		4-5-0		2-2-0		7-4-0	
5-7-0		0-0-0	1-1-0		AWAY		0-2-0		1-3-0		3-1-0	
0-0-0		0-0-0	0-0-0		NEUTRAL		0-0-0		0-0-0		0-0-0	
10-19-0		0-0-0	1-3-0		NON-CONFERENCE		2-6-0		3-5-0		4-5-0	
8-12-0		0-0-0	0-2-0		HOME		2-4-0		2-2-0		4-4-0	
2-7-0		0-0-0	1-0-		AWAY		0-2-0		1-3-0		0-1-0	
0-0-0		0-0-0	0-0-0		NEUTRAL		0-0-0		0-0-0		0-0-0	
8-1-0		0-0-0	0-0-0		CONFERENCE		2-1-0		0-0-0		6-0-0	
5-1-0		0-0-0	0-0-0		HOME		2-1-0		0-0-0		3-0-0	
3-0-0		0-0-0	0-0-0		AWAY		0-0-0		0-0-0		3-0-0	
0-0-0		0-0-0	0-0-0		NEUTRAL		0-0-0		0-0-0		0-0-0	
RPI S	Opponent	Score	RPI S	Opponent	Score	RPI S	Opponent	Score	RPI S	Opponent	Score	
			29 A	Georgia Tech	2 4	70 A	Jacksonville St.	2 10	110 H	Auburn	6 5	
			29 H	Georgia Tech	2 13	70 H	Jacksonville St.	3 2	114 A	Ga. Southern	9 10	
			36 A	Georgia	4 2	70 H	Jacksonville St.	5 10	116 H	Middle Tenn.	7 0	
			36 H	Georgia	2 4	70 H	Jacksonville St.	11 9	116 H	Middle Tenn.	6 8	
						76 H	North Florida	2 9	116 H	Middle Tenn.	3 9	
						76 H	North Florida	10 4	130 A	UAB	1 2	
						76 H	North Florida	2 1	130 A	UAB	10 6	
						77 H	VCU	11 15	130 A	UAB	3 4	
						97 A	Mercer	5 11	174 H	Charlotte	8 12	
						97 H	Mercer	7 10	198 A	Tennessee Tech	9 24	
						97 H	Mercer	6 9	198 H	Tennessee Tech	5 6	
									231 A	USC Upstate	8 6	
									231 A	USC Upstate	14 9	
									231 A	USC Upstate	6 5	
									243 H	NJIT	5 3	
									243 H	NJIT	5 3	
									243 H	NJIT	8 2	
									244 H	Ohio	8 7	
									253 H	Purdue	5 2	
									259 H	Towson	11 8	
									259 H	Towson	6 7	
									259 H	Towson	5 6	
									263 H	Western Mich.	7 4	
LAST 15 GAMES												
			70 A	Jacksonville St.	2 10	243 H	NJIT	8 2				
			231 A	USC Upstate	14 9	29 A	Georgia Tech	2 4				
			231 A	USC Upstate	8 6	76 H	North Florida	2 9				
			231 A	USC Upstate	6 5							
			110 H	Auburn	6 5							

Non-Div. I Games:

Kennesaw St.

243 H NJIT	5	3
243 H NJIT	5	3

K
e
n
n
e
s
a
w
S
t
.

K
e
n
n
e
s
a
w
S
t
.

Average RPI Win: 189		WON-LOST	WINNING	LAST 15	STRENGTH OF		OPP. STRENGTH	TEAM	ADJ	CONF.	ADJ CONF.
Average RPI Loss: 125		RECORD	PCT. RANK	GAMES	SCHEDULE		OF SCHEDULE	RPI	RPI	RPI	RPI
DIV. I ONLY		20-18-0	.52632	129	7-8-0		178	143	184	.48319	184
DIV. I NON-CONF.		13-13-0	.5	145	1-3-0		175	148	196	.47431	196
TOTALS		RPI 1-25	RPI 26-50		W-L RECORDS		RPI 51-100		RPI 101-150		RPI 150+
20-18-0		1-4-0	1-2-0		OVERALL		0-1-0		6-4-0		12-7-0
14-12-0		1-3-0	1-1-0		HOME		0-1-0		6-4-0		6-3-0
5-6-0		0-1-0	0-1-0		AWAY		0-0-0		0-0-0		5-4-0
1-0-0		0-0-0	0-0-0		NEUTRAL		0-0-0		0-0-0		1-0-0
13-13-0		1-4-0	1-2-0		NON-CONFERENCE		0-1-0		2-2-0		9-4-0
10-10-0		1-3-0	1-1-0		HOME		0-1-0		2-2-0		6-3-0
2-3-0		0-1-0	0-0-		AWAY		0-0-0		0-0-0		2-1-0
1-0-0		0-0-0	0-0-0		NEUTRAL		0-0-0		0-0-0		1-0-0
7-5-0		0-0-0	0-0-0		CONFERENCE		0-0-0		4-2-0		3-3-0
4-2-0		0-0-0	0-0-0		HOME		0-0-0		4-2-0		0-0-0
3-3-0		0-0-0	0-0-0		AWAY		0-0-0		0-0-0		3-3-0
0-0-0		0-0-0	0-0-0		NEUTRAL		0-0-0		0-0-0		0-0-0
RPI S	Opponent	Score	RPI S	Opponent	Score	RPI S	Opponent	Score	RPI S	Opponent	Score
20 H	Minnesota	11 7	44 H	UNCG	2 8	92 H	Indiana St.	1 4	134 H	Rhode Island	6 7
20 H	Minnesota	1 3	45 A	Duke	0 4				136 H	Liberty	2 1
20 H	Minnesota	5 7	45 H	Duke	5 1				136 H	Liberty	0 3
25 A	UNCW	7 14							136 H	Liberty	2 1
25 H	UNCW	4 11							140 H	Miami (OH)	4 5
									140 H	Miami (OH)	7 0
									140 H	Miami (OH)	5 3
									142 H	Gardner-Webb	10 4
									142 H	Gardner-Webb	0 5
									142 H	Gardner-Webb	17 4
									177 H	Davidson	4 7
									190 H	Canisius	12 4
									190 H	Canisius	7 2
									190 H	Canisius	4 7
									191 A	Radford	4 6
									191 A	Radford	1 2
									191 A	Radford	5 1
									195 A	Virginia Tech	8 11
									195 A	Virginia Tech	7 1
									236 H	Rider	8 11
									236 H	Rider	12 3
									246 N	Appalachian St.	9 4
									249 A	Charleston So.	7 18
									249 A	Charleston So.	7 5
									249 A	Charleston So.	5 4
									260 A	N.C. Central	15 11
									290 H	N.C. A&T	15 3
			LAST 15 GAMES								
			25 A	UNCW	7 14	25 H	UNCW	4 11			
			136 H	Liberty	0 3	246 N	Appalachian St.	9 4			
			136 H	Liberty	2 1	191 A	Radford	1 2			
			136 H	Liberty	2 1						
			142 H	Gardner-Webb	0 5						

Non-Div. I Games:

Campbell

142	H	Gardner-Webb	17	4
142	H	Gardner-Webb	10	4

RPI	S	Opponent	Score	
290	H	N.C. A&T	14	1
290	H	N.C. A&T	10	8

Campbell

C
a
m
p
b
e
l
l

C
a
m
p
b
e
l
l

Average RPI Win: 209		WON-LOST	WINNING	LAST 15	STRENGTH OF		OPP. STRENGTH	TEAM	ADJ		CONF.	ADJ CONF.
Average RPI Loss: 88		RECORD	PCT. RANK	GAMES	SCHEDULE		OF SCHEDULE	RPI	RPI		RPI	RPI
DIV. I ONLY		12-21-0	.36364	236	36		198	185	.48236		11	11
DIV. I NON-CONF.		7-8-0	.46667	170	14		227	112	.52211		10	10
TOTALS		RPI 1-25	RPI 26-50		W-L RECORDS		RPI 51-100		RPI 101-150		RPI 150+	
12-21-0		0-2-0	0-3-0		OVERALL		1-9-0		0-1-0		11-6-0	
10-11-0		0-0-0	0-0-0		HOME		1-6-0		0-0-0		9-5-0	
2-10-0		0-2-0	0-3-0		AWAY		0-3-0		0-1-0		2-1-0	
0-0-0		0-0-0	0-0-0		NEUTRAL		0-0-0		0-0-0		0-0-0	
7-8-0		0-2-0	0-3-0		NON-CONFERENCE		1-0-0		0-1-0		6-2-0	
7-2-0		0-0-0	0-0-0		HOME		1-0-0		0-0-0		6-2-0	
0-6-0		0-2-0	0-0-		AWAY		0-0-0		0-1-0		0-0-0	
0-0-0		0-0-0	0-0-0		NEUTRAL		0-0-0		0-0-0		0-0-0	
5-13-0		0-0-0	0-0-0		CONFERENCE		0-9-0		0-0-0		5-4-0	
3-9-0		0-0-0	0-0-0		HOME		0-6-0		0-0-0		3-3-0	
2-4-0		0-0-0	0-0-0		AWAY		0-3-0		0-0-0		2-1-0	
0-0-0		0-0-0	0-0-0		NEUTRAL		0-0-0		0-0-0		0-0-0	
RPI S	Opponent	Score	RPI S	Opponent	Score	RPI S	Opponent	Score	RPI S	Opponent	Score	
4 A	Texas A&M	4 10	26 A	Oklahoma St.	2 8	52 H	Lamar	5 8	107 A	Oklahoma	1 7	
23 A	TCU	4 6	26 A	Oklahoma St.	4 8	52 H	Lamar	5 7	164 H	Northeastern	2 3	
			26 A	Oklahoma St.	0 16	52 H	Lamar	6 16	164 H	Northeastern	3 4	
						56 H	Dallas Baptist	3 2	164 H	Northeastern	4 3	
						59 A	McNeese St.	3 4	164 H	Northeastern	1 0	
						59 A	McNeese St.	6 10	178 H	Houston Baptist	1 4	
						59 A	McNeese St.	0 3	178 H	Houston Baptist	2 3	
						63 H	Southeastern La.	2 10	178 H	Houston Baptist	9 0	
						63 H	Southeastern La.	3 4	217 A	Nicholls St.	2 4	
						63 H	Southeastern La.	7 9	217 A	Nicholls St.	5 4	
									217 A	Nicholls St.	5 3	
									220 H	A&M-Corpus Christi	4 0	
									220 H	A&M-Corpus Christi	4 0	
									220 H	A&M-Corpus Christi	4 11	
									268 H	UTRGV	5 2	
									268 H	UTRGV	7 2	
									268 H	UTRGV	3 1	
									268 H	UTRGV	6 5	
LAST 15 GAMES												
			220 H	A&M-Corpus Christi	4 0	52 H	Lamar	5 7				
			220 H	A&M-Corpus Christi	4 0	52 H	Lamar	6 16				
			220 H	A&M-Corpus Christi	4 11	52 H	Lamar	5 8				
			4 A	Texas A&M	4 10							
			178 H	Houston Baptist	1 4							

Non-Div. I Games: Tex. Permian Basin 10 0

Abilene Christian

178 H Houston Baptist	9	0
178 H Houston Baptist	2	3

A
b
i
l
e
n
e
C
h
r
i
s
t
i
a
n

A
b
i
l
e
n
e
C
h
r
i
s
t
i
a
n

Average RPI Win:	174	WON-LOST	WINNING	LAST 15	STRENGTH OF	OPP. STRENGTH	TEAM	ADJ	CONF.	ADJ CONF.	
Average RPI Loss:	110	RECORD	PCT. RANK	GAMES	SCHEDULE	OF SCHEDULE	RPI	RPI	RPI	RPI	
DIV. I ONLY	14-22-0	.38889	228	2-12-0	83	227	186	.48108	186	8	8
DIV. I NON-CONF.	13-11-0	.54167	126	2-3-0	127	273	139	.50611	139	8	8
TOTALS	RPI 1-25	RPI 26-50	W-L RECORDS		RPI 51-100	RPI 101-150		RPI 150+			
14-22-0	0-0-0	0-7-0	OVERALL		0-1-0	6-7-0		8-7-0			
7-12-0	0-0-0	0-4-0	HOME		0-0-0	4-4-0		3-4-0			
6-10-0	0-0-0	0-3-0	AWAY		0-1-0	1-3-0		5-3-0			
1-0-0	0-0-0	0-0-0	NEUTRAL		0-0-0	1-0-0		0-0-0			
13-11-0	0-0-0	0-1-0	NON-CONFERENCE		0-1-0	5-5-0		8-4-0			
7-6-0	0-0-0	0-1-0	HOME		0-0-0	4-4-0		3-1-0			
5-5-0	0-0-0	0-0-	AWAY		0-1-0	0-1-0		5-3-0			
1-0-0	0-0-0	0-0-0	NEUTRAL		0-0-0	1-0-0		0-0-0			
1-11-0	0-0-0	0-6-0	CONFERENCE		0-0-0	1-2-0		0-3-0			
0-6-0	0-0-0	0-3-0	HOME		0-0-0	0-0-0		0-3-0			
1-5-0	0-0-0	0-3-0	AWAY		0-0-0	1-2-0		0-0-0			
0-0-0	0-0-0	0-0-0	NEUTRAL		0-0-0	0-0-0		0-0-0			
RPI S	Opponent	Score	RPI S	Opponent	Score	RPI S	Opponent	Score	RPI S	Opponent	Score
			32 H	BYU	3 5	78 A	Oregon	1 10	104 H	CSUN	7 3
			32 H	BYU	1 4				104 H	CSUN	1 2
			32 H	BYU	2 8				104 H	CSUN	6 5
			37 A	Gonzaga	5 14				104 H	CSUN	1 2
			37 A	Gonzaga	0 3				106 A	Loyola Marymount	1 8
			37 A	Gonzaga	1 18				106 A	Loyola Marymount	3 1
			42 H	Oregon St.	6 13				106 A	Loyola Marymount	0 3
									122 A	Seattle	3 4
									122 N	Seattle	4 3
									127 H	Oakland	10 7
									127 H	Oakland	0 4
									127 H	Oakland	6 3
									127 H	Oakland	4 14
									151 A	Utah Valley	8 6
									151 A	Utah Valley	8 9
									151 A	Utah Valley	4 6
									151 A	Utah Valley	10 3
									173 H	Pacific	2 3
									173 H	Pacific	6 10
									173 H	Pacific	0 3
									213 H	UC Riverside	10 6
									213 H	UC Riverside	8 5
									213 H	UC Riverside	4 3
									213 H	UC Riverside	1 4
									270 A	UC Davis	3 4
									270 A	UC Davis	7 4
									270 A	UC Davis	9 6
LAST 15 GAMES											
			122 N	Seattle	4 3	78 A	Oregon	1 10			
			173 H	Pacific	2 3	32 H	BYU	3 5			
			173 H	Pacific	6 10	32 H	BYU	1 4			
			173 H	Pacific	0 3						
			37 A	Gonzaga	5 14						

Non-Div. I Games:

Portland

Portland

37	A	Gonzaga	0	3
37	A	Gonzaga	1	18

Through Games Of April 20, 2016

RPI	S	Opponent	Score	
270	A	UC Davis	12	0

Portland

P
o
r
t
l
a
n
d

P
o
r
t
l
a
n
d

Average RPI Win:		122	WON-LOST RECORD		WINNING PCT. RANK		LAST 15 GAMES		STRENGTH OF SCHEDULE		OPP. STRENGTH OF SCHEDULE		TEAM RPI		ADJ RPI		CONF. RPI		ADJ CONF. RPI				
DIV. I ONLY			11-23-0		.32353 257		7-7-0		37		84		187		.48084 187		13		13				
DIV. I NON-CONF.			7-15-0		.31818 248		4-4-0		33		52		171		.48725 171		11		11				
TOTALS		RPI 1-25		RPI 26-50		W-L RECORDS		RPI 51-100		RPI 101-150		RPI 150+											
11-23-0		0-4-0		2-5-0		OVERALL		3-8-0		4-3-0		2-3-0											
8-14-0		0-1-0		1-4-0		HOME		2-6-0		3-1-0		2-2-0											
3-8-0		0-3-0		1-1-0		AWAY		1-1-0		1-2-0		0-1-0											
0-1-0		0-0-0		0-0-0		NEUTRAL		0-1-0		0-0-0		0-0-0											
7-15-0		0-4-0		1-3-0		NON-CONFERENCE		2-6-0		2-0-0		2-2-0											
4-9-0		0-1-0		0-2-0		HOME		1-4-0		1-0-0		2-2-0											
3-5-0		0-3-0		1-0-		AWAY		1-1-0		1-0-0		0-0-0											
0-1-0		0-0-0		0-0-0		NEUTRAL		0-1-0		0-0-0		0-0-0											
4-8-0		0-0-0		1-2-0		CONFERENCE		1-2-0		2-3-0		0-1-0											
4-5-0		0-0-0		1-2-0		HOME		1-2-0		2-1-0		0-0-0											
0-3-0		0-0-0		0-0-0		AWAY		0-0-0		0-2-0		0-1-0											
0-0-0		0-0-0		0-0-0		NEUTRAL		0-0-0		0-0-0		0-0-0											
RPI	S	Opponent		Score		RPI	S	Opponent		Score		RPI	S	Opponent		Score							
10	A	Texas Tech		1	3	40	H	Bryant		2	10	51	A	Cal St. Fullerton		1	8	115	A	UC Irvine		4	2
10	A	Texas Tech		2	7	42	A	Oregon St.		6	5	64	H	Long Beach St.		6	5	115	H	UC Irvine		5	1
10	A	Texas Tech		0	10	42	A	Oregon St.		6	9	65	H	Fresno St.		2	3	138	A	Nevada		5	6
22	H	Kentucky		0	6	48	H	New Mexico		11	6	65	H	Fresno St.		5	4	138	A	Nevada		2	3
						48	H	New Mexico		3	5	65	H	Fresno St.		5	10	150	H	UNLV		4	2
						48	H	New Mexico		2	4	78	H	Oregon		5	10	150	H	UNLV		9	7
						50	H	Arizona		3	7	78	H	Oregon		2	8	150	H	UNLV		6	7
												78	H	Oregon		3	4	155	A	Air Force		13	17
												93	A	San Diego		7	3	213	H	UC Riverside		2	3
												93	H	San Diego		2	4	250	H	Northwestern		7	13
												93	N	San Diego		6	9	250	H	Northwestern		11	6
																		250	H	Northwestern		15	10
						LAST 15 GAMES																	
						115	H	UC Irvine		5	1	150	H	UNLV		6	7						
						10	A	Texas Tech		2	7	64	H	Long Beach St.		6	5						
						10	A	Texas Tech		0	10	138	A	Nevada		2	3						
						10	A	Texas Tech		1	3												
						93	A	San Diego		7	3												

Non-Div. I Games:

San Diego St.

150 H UNLV	4	2
150 H UNLV	9	7

S
a
n
D
i
e
g
o
s
t
.

S
a
n
D
i
e
g
o
s
t
.

Average RPI Win: 211		WON-LOST	WINNING	LAST 15	STRENGTH OF		OPP. STRENGTH	TEAM	ADJ	CONF.	ADJ CONF.
Average RPI Loss: 149		RECORD	PCT. RANK	GAMES	SCHEDULE		OF SCHEDULE	RPI	RPI	RPI	RPI
DIV. I ONLY		20-15-0	.57143	101	8-7-0		201	260	188	.4808	188
DIV. I NON-CONF.		14-9-0	.6087	81	2-1-0		239	255	173	.48681	173
TOTALS		RPI 1-25	RPI 26-50		W-L RECORDS		RPI 51-100		RPI 101-150		RPI 150+
20-15-0	0-1-0	0-2-0		OVERALL		2-1-0		3-4-0		15-7-0	
15-7-0	0-0-0	0-0-0		HOME		1-1-0		3-3-0		11-3-0	
1-7-0	0-1-0	0-2-0		AWAY		0-0-0		0-1-0		1-3-0	
4-1-0	0-0-0	0-0-0		NEUTRAL		1-0-0		0-0-0		3-1-0	
14-9-0	0-1-0	0-2-0		NON-CONFERENCE		2-1-0		2-2-0		10-3-0	
10-3-0	0-0-0	0-0-0		HOME		1-1-0		2-1-0		7-1-0	
0-5-0	0-1-0	0-0-		AWAY		0-0-0		0-1-0		0-1-0	
4-1-0	0-0-0	0-0-0		NEUTRAL		1-0-0		0-0-0		3-1-0	
6-6-0	0-0-0	0-0-0		CONFERENCE		0-0-0		1-2-0		5-4-0	
5-4-0	0-0-0	0-0-0		HOME		0-0-0		1-2-0		4-2-0	
1-2-0	0-0-0	0-0-0		AWAY		0-0-0		0-0-0		1-2-0	
0-0-0	0-0-0	0-0-0		NEUTRAL		0-0-0		0-0-0		0-0-0	
RPI S	Opponent	Score		RPI S	Opponent	Score		RPI S	Opponent	Score	
25 A	UNCW	9	12	30 A	Col. of Charleston	3	5	74 H	Princeton	3	5
				43 A	Wake Forest	4	17	87 H	Penn St.	6	5
								90 N	Western Caro.	3	1
									Saint Joseph's	5	6
									Saint Joseph's	4	2
									Saint Joseph's	3	7
									Liberty	10	9
									William & Mary	8	12
									Miami (OH)	10	3
									Miami (OH)	7	14
									St. John's (NY)	14	10
									Davidson	8	7
									Davidson	2	14
									Davidson	4	3
									UMBC	5	10
									James Madison	8	1
									Fordham	7	6
									Fordham	3	7
									Fordham	0	1
									VMI	15	3
									The Citadel	2	6
									Harvard	9	2
									NYIT	9	1
									Towson	2	3
									Saint Louis	4	2
									Saint Louis	5	3
									Saint Louis	7	13
									UMES	7	4
									UMES	15	0
									Saint Peter's	10	0
LAST 15 GAMES				136 H	Liberty	10	9	208 A	Fordham	7	6
				177 H	Davidson	8	7	208 A	Fordham	3	7
				177 H	Davidson	2	14	208 A	Fordham	0	1
				177 H	Davidson	4	3				
				274 H	Saint Louis	5	3				

Non-Div. I Games:

Richmond

274	H	Saint Louis	4	2
274	H	Saint Louis	7	13

RPI	S	Opponent	Score	
294	H	Saint Peter's	12	2
294	N	Saint Peter's	12	6

Richmond

R
i
c
h
m
o
n
d

R
i
c
h
m
o
n
d

Average RPI Win: 216		WON-LOST	WINNING	LAST 15	STRENGTH OF		OPP. STRENGTH	TEAM	ADJ	CONF.	ADJ CONF.
Average RPI Loss: 124		RECORD	PCT. RANK	GAMES	SCHEDULE		OF SCHEDULE	RPI	RPI	RPI	RPI
DIV. I ONLY		14-19-0	.42424	204	6-9-0		199	221	189	.47964	189
DIV. I NON-CONF.		7-15-0	.31818	248	1-6-0		161	211	198	.47333	198
TOTALS		RPI 1-25	RPI 26-50		W-L RECORDS		RPI 51-100		RPI 101-150		RPI 150+
14-19-0	0-3-0	0-5-0		OVERALL		0-0-0		5-5-0		9-6-0	
6-3-0	0-0-0	0-0-0		HOME		0-0-0		4-2-0		2-1-0	
8-16-0	0-3-0	0-5-0		AWAY		0-0-0		1-3-0		7-5-0	
0-0-0	0-0-0	0-0-0		NEUTRAL		0-0-0		0-0-0		0-0-0	
7-15-0	0-3-0	0-5-0		NON-CONFERENCE		0-0-0		1-3-0		6-4-0	
2-1-0	0-0-0	0-0-0		HOME		0-0-0		0-0-0		2-1-0	
5-14-0	0-3-0	0-0-		AWAY		0-0-0		1-3-0		4-3-0	
0-0-0	0-0-0	0-0-0		NEUTRAL		0-0-0		0-0-0		0-0-0	
7-4-0	0-0-0	0-0-0		CONFERENCE		0-0-0		4-2-0		3-2-0	
4-2-0	0-0-0	0-0-0		HOME		0-0-0		4-2-0		0-0-0	
3-2-0	0-0-0	0-0-0		AWAY		0-0-0		0-0-0		3-2-0	
0-0-0	0-0-0	0-0-0		NEUTRAL		0-0-0		0-0-0		0-0-0	
RPI S	Opponent	Score		RPI S	Opponent	Score		RPI S	Opponent	Score	
14 A	Vanderbilt	0	9	28 A	Michigan	4	10	103 A	Missouri	5	13
14 A	Vanderbilt	8	20	28 A	Michigan	2	10	103 A	Missouri	4	7
14 A	Vanderbilt	5	6	28 A	Michigan	4	5	103 A	Missouri	5	10
				28 A	Michigan	0	5	103 A	Missouri	4	2
				35 A	Notre Dame	5	9	127 H	Oakland	3	0
								127 H	Oakland	6	0
								127 H	Oakland	4	5
								146 H	Milwaukee	10	3
								146 H	Milwaukee	6	5
								146 H	Milwaukee	2	7
								232 H	Northern Ill.	2	5
								240 A	Northern Ky.	6	3
								240 A	Northern Ky.	6	12
								240 A	Northern Ky.	4	1
								242 A	Youngstown St.	1	9
								242 A	Youngstown St.	15	1
								250 A	Northwestern	7	0
								250 H	Northwestern	11	2
								287 A	Texas Southern	22	8
								287 A	Texas Southern	22	5
								287 A	Texas Southern	17	3
								287 A	Texas Southern	5	8
								291 A	Chicago St.	3	6
								291 A	Chicago St.	1	3
								291 H	Chicago St.	5	0
LAST 15 GAMES				146 H	Milwaukee	6	5	250 A	Northwestern	7	0
				146 H	Milwaukee	10	3	242 A	Youngstown St.	15	1
				146 H	Milwaukee	2	7	242 A	Youngstown St.	1	9
				232 H	Northern Ill.	2	5				
				240 A	Northern Ky.	6	3				

Non-Div. I Games: Roosevelt 7 6

Ill.-Chicago

240 A Northern Ky.	6	12
240 A Northern Ky.	4	1

I
l
l
.
-
C
h
i
c
a
g
o

I
l
l
.
-
C
h
i
c
a
g
o

Average RPI Win:	205	WON-LOST RECORD	WINNING PCT. RANK	LAST 15 GAMES	STRENGTH OF SCHEDULE	OPP. STRENGTH OF SCHEDULE	TEAM RPI	ADJ RPI	CONF. RPI	ADJ CONF. RPI		
DIV. I ONLY		18-18-0	.5	148	10-5-0	250	235	190	.47878	190	28	28
DIV. I NON-CONF.		10-14-0	.41667	199	4-1-0	122	207	143	.5044	143	26	26
<hr/>												
TOTALS	RPI 1-25	RPI 26-50		W-L RECORDS		RPI 51-100		RPI 101-150		RPI 150+		
18-18-0	0-0-0	0-4-0		OVERALL		1-0-0		4-4-0		13-10-0		
5-3-0	0-0-0	0-0-0		HOME		0-0-0		0-0-0		5-3-0		
11-9-0	0-0-0	0-0-0		AWAY		1-0-0		4-4-0		6-5-0		
2-6-0	0-0-0	0-4-0		NEUTRAL		0-0-0		0-0-0		2-2-0		
10-14-0	0-0-0	0-4-0		NON-CONFERENCE		1-0-0		4-4-0		5-6-0		
1-1-0	0-0-0	0-0-0		HOME		0-0-0		0-0-0		1-1-0		
7-7-0	0-0-0	0-0-		AWAY		1-0-0		4-4-0		2-3-0		
2-6-0	0-0-0	0-4-0		NEUTRAL		0-0-0		0-0-0		2-2-0		
8-4-0	0-0-0	0-0-0		CONFERENCE		0-0-0		0-0-0		8-4-0		
4-2-0	0-0-0	0-0-0		HOME		0-0-0		0-0-0		4-2-0		
4-2-0	0-0-0	0-0-0		AWAY		0-0-0		0-0-0		4-2-0		
0-0-0	0-0-0	0-0-0		NEUTRAL		0-0-0		0-0-0		0-0-0		
RPI	S	Opponent	Score	RPI	S	Opponent	Score	RPI	S	Opponent	Score	
28	N	Michigan	0 9	96	A	Kent St.	5 4	109	A	West Virginia	9 0	
28	N	Michigan	3 9					109	A	West Virginia	7 5	
28	N	Michigan	0 3					113	A	Cincinnati	1 6	
28	N	Michigan	2 6					113	A	Cincinnati	1 4	
								113	A	Cincinnati	6 7	
								113	A	Cincinnati	7 8	
								118	A	Saint Joseph's	4 3	
								118	A	Saint Joseph's	2 1	
								184	A	Campbell	2 7	
								184	A	Campbell	4 12	
								184	A	Campbell	7 4	
								208	N	Fordham	2 5	
								208	N	Fordham	5 4	
								208	N	Fordham	5 8	
								208	N	Fordham	5 4	
								211	A	Manhattan	4 2	
								211	A	Manhattan	3 0	
								211	A	Manhattan	3 4	
								236	A	Rider	15 5	
								236	A	Rider	1 0	
								236	A	Rider	3 5	
				LAST 15 GAMES								
248	A	Buffalo	3 1	211	A	Manhattan	4 2	248	A	Buffalo	3 1	
236	A	Rider	15 5	96	A	Kent St.	5 4	248	H	Buffalo	9 5	
236	A	Rider	1 0	262	H	Siena	16 4	248	H	Buffalo	4 5	
236	A	Rider	3 5					262	H	Siena	1 3	
248	H	Buffalo	4 5					262	H	Siena	16 4	
								262	H	Siena	4 6	

Non-Div. I Games:

Canisius

211	A	Manhattan	3	4
211	A	Manhattan	3	0

RPI	S	Opponent	Score	
281	A	La Salle	3	4
294	H	Saint Peter's	8	7
294	H	Saint Peter's	9	0
294	H	Saint Peter's	11	7

Canisius

C
a
n
i
s
i
u
s

C
a
n
i
s
i
u
s

Average RPI Win: 171		WON-LOST	WINNING	LAST 15	STRENGTH OF		OPP. STRENGTH	TEAM	ADJ		CONF.	ADJ CONF.
Average RPI Loss: 112		RECORD	PCT. RANK	GAMES	SCHEDULE		OF SCHEDULE	RPI	RPI		RPI	RPI
DIV. I ONLY		10-27-0	.27027	273	5-10-0		38	169	191		.47858	191
DIV. I NON-CONF.		6-19-0	.24	270	1-3-0		51	196	209		.46758	208
TOTALS		RPI 1-25	RPI 26-50		W-L RECORDS		RPI 51-100		RPI 101-150		RPI 150+	
10-27-0		0-5-0	0-1-0		OVERALL		1-8-0		2-6-0		7-7-0	
4-10-0		0-3-0	0-0-0		HOME		1-5-0		0-0-0		3-2-0	
5-16-0		0-2-0	0-1-0		AWAY		0-3-0		2-6-0		3-4-0	
1-1-0		0-0-0	0-0-0		NEUTRAL		0-0-0		0-0-0		1-1-0	
6-19-0		0-2-0	0-1-0		NON-CONFERENCE		1-8-0		1-4-0		4-4-0	
2-6-0		0-0-0	0-0-0		HOME		1-5-0		0-0-0		1-1-0	
3-12-0		0-2-0	0-0-0		AWAY		0-3-0		1-4-0		2-2-0	
1-1-0		0-0-0	0-0-0		NEUTRAL		0-0-0		0-0-0		1-1-0	
4-8-0		0-3-0	0-0-0		CONFERENCE		0-0-0		1-2-0		3-3-0	
2-4-0		0-3-0	0-0-0		HOME		0-0-0		0-0-0		2-1-0	
2-4-0		0-0-0	0-0-0		AWAY		0-0-0		1-2-0		1-2-0	
0-0-0		0-0-0	0-0-0		NEUTRAL		0-0-0		0-0-0		0-0-0	
RPI S	Opponent	Score	RPI S	Opponent	Score	RPI S	Opponent	Score	RPI S	Opponent	Score	
14 A	Vanderbilt	0 12	46 A	Virginia	3 11	66 H	Hartford	1 3	109 A	West Virginia	2 6	
14 A	Vanderbilt	4 13				66 H	Hartford	4 2	114 A	Ga. Southern	3 6	
15 H	Coastal Caro.	4 7				66 H	Hartford	0 12	114 A	Ga. Southern	2 1	
15 H	Coastal Caro.	2 7				96 H	Kent St.	0 6	114 A	Ga. Southern	2 3	
15 H	Coastal Caro.	6 13				96 H	Kent St.	3 8	114 A	Ga. Southern	2 10	
						96 H	Kent St.	6 7	131 A	Longwood	2 3	
						97 A	Mercer	2 9	131 A	Longwood	6 5	
						97 A	Mercer	7 8	131 A	Longwood	4 5	
						97 A	Mercer	7 10	182 A	Winthrop	15 8	
									182 A	Winthrop	2 3	
									182 A	Winthrop	1 3	
									184 H	Campbell	6 4	
									184 H	Campbell	2 1	
									184 H	Campbell	1 5	
									195 A	Virginia Tech	3 4	
									195 H	Virginia Tech	12 8	
									195 N	Virginia Tech	5 1	
									218 H	VMI	7 8	
									231 A	USC Upstate	7 5	
									231 A	USC Upstate	13 2	
									235 N	Lafayette	4 9	
									275 A	ETSU	5 6	
LAST 15 GAMES												
46 A	Virginia	3 11	15 H	Coastal Caro.	6 13							
182 A	Winthrop	1 3	218 H	VMI	7 8							
182 A	Winthrop	15 8	184 H	Campbell	2 1							
182 A	Winthrop	2 3										
195 N	Virginia Tech	5 1										

Non-Div. I Games:

Radford

15 H Coastal Caro.	2	7
15 H Coastal Caro.	4	7

R
a
d
f
o
r
d

R
a
d
f
o
r
d

Average RPI Win:		185	WON-LOST RECORD		WINNING PCT. RANK		LAST 15 GAMES		STRENGTH OF SCHEDULE		OPP. STRENGTH OF SCHEDULE		TEAM RPI		ADJ RPI		CONF. RPI		ADJ CONF. RPI	
DIV. I ONLY			13-20-0		.39394 224		6-7-0		95		118		192		.47805 192		5		5	
DIV. I NON-CONF.			10-12-0		.45455 174		3-1-0		125		194		188		.47724 187		5		5	
TOTALS		RPI 1-25		RPI 26-50		W-L RECORDS		RPI 51-100		RPI 101-150		RPI 150+								
13-20-0		1-2-0		0-5-0		OVERALL		1-4-0		3-8-0		8-1-0								
10-8-0		1-2-0		0-3-0		HOME		1-0-0		0-2-0		8-1-0								
2-9-0		0-0-0		0-0-0		AWAY		0-4-0		2-5-0		0-0-0								
1-3-0		0-0-0		0-2-0		NEUTRAL		0-0-0		1-1-0		0-0-0								
10-12-0		0-0-0		0-5-0		NON-CONFERENCE		1-4-0		1-2-0		8-1-0								
9-4-0		0-0-0		0-3-0		HOME		1-0-0		0-0-0		8-1-0								
0-5-0		0-0-0		0-0-		AWAY		0-4-0		0-1-0		0-0-0								
1-3-0		0-0-0		0-2-0		NEUTRAL		0-0-0		1-1-0		0-0-0								
3-8-0		1-2-0		0-0-0		CONFERENCE		0-0-0		2-6-0		0-0-0								
1-4-0		1-2-0		0-0-0		HOME		0-0-0		0-2-0		0-0-0								
2-4-0		0-0-0		0-0-0		AWAY		0-0-0		2-4-0		0-0-0								
0-0-0		0-0-0		0-0-0		NEUTRAL		0-0-0		0-0-0		0-0-0								
RPI	S	Opponent		Score		RPI	S	Opponent		Score		RPI	S	Opponent		Score				
23	H	TCU		4 3		32	H	BYU		10 11		61	A	Stanford		0 2				
23	H	TCU		6 14		32	H	BYU		2 8		61	A	Stanford		4 10				
23	H	TCU		0 8		32	H	BYU		6 7		61	A	Stanford		2 6				
						42	N	Oregon St.		1 3		84	A	Missouri St.		11 18				
						42	N	Oregon St.		3 9		84	H	Missouri St.		2 1				

Non-Div. I Games:

Baker

6 1

Baker

19 2

Benedictine (KS)

19 7

Kansas

23	H	TCU	6	14
23	H	TCU	0	8

K
a
n
s
a
s

K
a
n
s
a
s

Average RPI Win: 218		WON-LOST RECORD		WINNING PCT. RANK		LAST 15 GAMES		STRENGTH OF SCHEDULE		OPP. STRENGTH OF SCHEDULE		TEAM RPI		ADJ RPI		CONF. RPI		ADJ CONF. RPI	
DIV. I ONLY		17-16-0		.51515 134		9-6-0		241		224		193		.47777 193		28		28	
DIV. I NON-CONF.		9-12-0		.42857 190		3-2-0		103		232		134		.50778 134		26		26	
TOTALS		RPI 1-25		RPI 26-50		W-L RECORDS		RPI 51-100		RPI 101-150		RPI 150+							
17-16-0		0-0-0		0-3-0		OVERALL		1-6-0		1-1-0		15-6-0							
10-4-0		0-0-0		0-0-0		HOME		0-1-0		1-1-0		9-2-0							
6-11-0		0-0-0		0-3-0		AWAY		1-5-0		0-0-0		5-3-0							
1-1-0		0-0-0		0-0-0		NEUTRAL		0-0-0		0-0-0		1-1-0							
9-12-0		0-0-0		0-3-0		NON-CONFERENCE		1-6-0		1-1-0		7-2-0							
3-2-0		0-0-0		0-0-0		HOME		0-1-0		1-1-0		2-0-0							
5-9-0		0-0-0		0-0-		AWAY		1-5-0		0-0-0		4-1-0							
1-1-0		0-0-0		0-0-0		NEUTRAL		0-0-0		0-0-0		1-1-0							
8-4-0		0-0-0		0-0-0		CONFERENCE		0-0-0		0-0-0		8-4-0							
7-2-0		0-0-0		0-0-0		HOME		0-0-0		0-0-0		7-2-0							
1-2-0		0-0-0		0-0-0		AWAY		0-0-0		0-0-0		1-2-0							
0-0-0		0-0-0		0-0-0		NEUTRAL		0-0-0		0-0-0		0-0-0							
RPI	S	Opponent		Score	RPI	S	Opponent		Score	RPI	S	Opponent		Score	RPI	S	Opponent		Score
44	A	UNCG		3 16	66	H	Hartford		3 5	145	H	Binghamton		7 15					
44	A	UNCG		4 16	75	A	High Point		2 4	145	H	Binghamton		6 1					
44	A	UNCG		6 8	75	A	High Point		8 6	155	N	Air Force		4 8					
					75	A	High Point		7 9	163	H	UMass Lowell		6 3					
					77	A	VCU		0 3	177	A	Davidson		3 4					
					77	A	VCU		6 7	196	H	Niagara		3 2					
					77	A	VCU		0 3	196	H	Niagara		12 1					
										196	H	Niagara		3 7					
										203	H	Albany (NY)		2 0					
										211	H	Manhattan		14 2					
										211	H	Manhattan		2 8					
										211	H	Manhattan		13 7					
										222	H	Quinnipiac		4 2					
										222	H	Quinnipiac		5 2					
										222	H	Quinnipiac		6 0					
										243	A	NJIT		4 2					
										248	N	Buffalo		8 3					
										278	A	Iona		7 6					
										278	A	Iona		2 3					
										278	A	Iona		1 2					
										292	A	Delaware St.		15 0					
										292	A	Delaware St.		4 2					
										292	A	Delaware St.		4 3					
LAST 15 GAMES					LAST 15 GAMES					LAST 15 GAMES									
145	H	Binghamton		6 1	196	H	Niagara		3 2	292	A	Delaware St.		4 2					
145	H	Binghamton		7 15	196	H	Niagara		12 1										
211	H	Manhattan		2 8	203	H	Albany (NY)		2 0										
211	H	Manhattan		14 2															
211	H	Manhattan		13 7															

Non-Div. I Games:

Marist

66	H	Hartford	3	5
196	H	Niagara	3	7

UMBC

Average RPI Win: 217		WON-LOST RECORD	WINNING PCT. RANK	LAST 15 GAMES	STRENGTH OF SCHEDULE	OPP. STRENGTH OF SCHEDULE	TEAM RPI	ADJ RPI	CONF. RPI	ADJ CONF. RPI		
Average RPI Loss: 167												
DIV. I ONLY		17-16-0	.51515 134	9-6-0	254	249	194	.4774 194	20	20		
DIV. I NON-CONF.		11-11-0	.5 145	5-2-0	245	268	183	.48051 183	20	20		
<hr/>												
TOTALS		RPI 1-25		RPI 26-50		W-L RECORDS		RPI 51-100		RPI 101-150	RPI 150+	
17-16-0		0-0-0		0-4-0		OVERALL		0-0-0		0-0-0	17-12-0	
9-2-0		0-0-0		0-0-0		HOME		0-0-0		0-0-0	9-2-0	
7-12-0		0-0-0		0-4-0		AWAY		0-0-0		0-0-0	7-8-0	
1-2-0		0-0-0		0-0-0		NEUTRAL		0-0-0		0-0-0	1-2-0	
<hr/>												
11-11-0		0-0-0		0-4-0		NON-CONFERENCE		0-0-0		0-0-0	11-7-0	
5-1-0		0-0-0		0-0-0		HOME		0-0-0		0-0-0	5-1-0	
5-8-0		0-0-0		0-0-		AWAY		0-0-0		0-0-0	5-4-0	
1-2-0		0-0-0		0-0-0		NEUTRAL		0-0-0		0-0-0	1-2-0	
<hr/>												
6-5-0		0-0-0		0-0-0		CONFERENCE		0-0-0		0-0-0	6-5-0	
4-1-0		0-0-0		0-0-0		HOME		0-0-0		0-0-0	4-1-0	
2-4-0		0-0-0		0-0-0		AWAY		0-0-0		0-0-0	2-4-0	
0-0-0		0-0-0		0-0-0		NEUTRAL		0-0-0		0-0-0	0-0-0	
<hr/>												
RPI	S	Opponent	Score	RPI	S	Opponent	Score	RPI	S	Opponent	Score	
				29	A	Georgia Tech	1 4			152	A Georgetown	0 1
				29	A	Georgia Tech	1 6			152	N Georgetown	5 6
				29	A	Georgia Tech	2 9			158	H Stony Brook	10 15
				43	A	Wake Forest	8 10			158	H Stony Brook	2 1
										163	H UMass Lowell	1 0
										163	H UMass Lowell	4 3
										163	H UMass Lowell	10 5
										167	A Navy	6 4
										167	H Navy	5 4
										188	A Richmond	10 5
										203	A Albany (NY)	4 10
										203	A Albany (NY)	5 1
										203	A Albany (NY)	1 6
										206	A James Madison	13 11
										206	A James Madison	7 12
										206	A James Madison	5 13
										212	A George Washington	10 8
										212	H George Washington	8 12
										218	N VMI	5 4
										218	N VMI	3 9
										259	A Towson	4 3
										259	H Towson	12 3
										265	A Maine	3 6
										265	A Maine	3 1
										265	A Maine	5 7
										296	A Mt. St. Mary's	3 5
										296	H Mt. St. Mary's	9 3
<hr/>												
LAST 15 GAMES												
				167	A	Navy	6 4	203	A	Albany (NY)	4 10	
				265	A	Maine	5 7	212	H	George Washington	8 12	
				265	A	Maine	3 1	296	A	Mt. St. Mary's	3 5	
				265	A	Maine	3 6					
				259	A	Towson	4 3					

Non-Div. I Games:

UMBC

203	A	Albany (NY)	5	1
203	A	Albany (NY)	1	6

RPI	S	Opponent	Score	
296	H	Mt. St. Mary's	3	1
299	H	Coppin St.	12	3

UMBC

U
M
B
C

U
M
B
C

Average RPI Win:		156	WON-LOST RECORD		WINNING PCT. RANK		LAST 15 GAMES		STRENGTH OF SCHEDULE		OPP. STRENGTH OF SCHEDULE		TEAM RPI		ADJ RPI		CONF. RPI		ADJ CONF. RPI	
DIV. I ONLY			12-26-0		.31579 260		2-13-0		71		56		195		.47699 195		2		2	
DIV. I NON-CONF.			9-11-0		.45 179		0-4-0		279		202		263		.43408 263		1		1	
TOTALS		RPI 1-25		RPI 26-50		W-L RECORDS		RPI 51-100		RPI 101-150		RPI 150+								
12-26-0		2-7-0		1-8-0		OVERALL		1-1-0		0-2-0		8-8-0								
8-11-0		1-2-0		1-5-0		HOME		0-0-0		0-2-0		6-2-0								
3-13-0		1-5-0		0-3-0		AWAY		1-1-0		0-0-0		1-4-0								
1-2-0		0-0-0		0-0-0		NEUTRAL		0-0-0		0-0-0		1-2-0								
9-11-0		0-0-0		0-0-0		NON-CONFERENCE		1-1-0		0-2-0		8-8-0								
6-4-0		0-0-0		0-0-0		HOME		0-0-0		0-2-0		6-2-0								
2-5-0		0-0-0		0-0-		AWAY		1-1-0		0-0-0		1-4-0								
1-2-0		0-0-0		0-0-0		NEUTRAL		0-0-0		0-0-0		1-2-0								
3-15-0		2-7-0		1-8-0		CONFERENCE		0-0-0		0-0-0		0-0-0								
2-7-0		1-2-0		1-5-0		HOME		0-0-0		0-0-0		0-0-0								
1-8-0		1-5-0		0-3-0		AWAY		0-0-0		0-0-0		0-0-0								
0-0-0		0-0-0		0-0-0		NEUTRAL		0-0-0		0-0-0		0-0-0								
RPI	S	Opponent		Score		RPI	S	Opponent		Score		RPI	S	Opponent		Score				
2	A	Louisville		0	13	29	A	Georgia Tech		4	14	53	A	Old Dominion		22	1			
2	A	Louisville		3	9	29	A	Georgia Tech		3	8	90	A	Western Caro.		10	14			
2	A	Louisville		4	8	29	A	Georgia Tech		8	16			Liberty		7	22			
3	H	Miami (FL)		2	7	35	H	Notre Dame		4	16			William & Mary		8	12			
3	H	Miami (FL)		6	11	35	H	Notre Dame		2	6			Delaware		6	7			
3	H	Miami (FL)		14	3	35	H	Notre Dame		2	5			Campbell		1	7			
16	A	North Carolina		0	6	39	H	Pittsburgh		5	4			Campbell		11	8			
16	A	North Carolina		4	3	39	H	Pittsburgh		5	6			Radford		8	12			
16	A	North Carolina		1	4	39	H	Pittsburgh		3	8			Radford		4	3			
														Radford		1	5			
														Manhattan		12	7			
														VMI		3	5			
														Quinnipiac		2	4			
														Quinnipiac		13	4			
														Quinnipiac		5	2			
														Quinnipiac		4	3			
														The Citadel		12	0			
														The Citadel		4	5			
														The Citadel		2	4			
														ETSU		11	0			
LAST 15 GAMES																				
						90	A	Western Caro.		10	14	16	A	North Carolina		0	6			
						39	H	Pittsburgh		3	8	139	H	William & Mary		8	12			
						39	H	Pittsburgh		5	6	2	A	Louisville		3	9			
						39	H	Pittsburgh		5	4									
						191	N	Radford		1	5									

Non-Div. I Games:

Virginia Tech

16 A North Carolina	4	3
16 A North Carolina	1	4

V
i
r
g
i
n
i
a
T
e
c
h

V
i
r
g
i
n
i
a
T
e
c
h

N
i
a
g
a
r
a

Niagara

193 A Marist	7	3
193 A Marist	2	3

N
i
a
g
a
r
a

N
i
a
g
a
r
a

Average RPI Win:	179	WON-LOST	WINNING	LAST 15	STRENGTH OF	OPP. STRENGTH	TEAM	ADJ	CONF.	ADJ CONF.	
Average RPI Loss:	95	RECORD	PCT. RANK	GAMES	SCHEDULE	OF SCHEDULE	RPI	RPI	RPI	RPI	
DIV. I ONLY	16-16-0	.5	148	10-5-0	147	156	197	.47422	197	10	10
DIV. I NON-CONF.	10-13-0	.43478	187	4-2-0	162	121	233	.45175	238	12	12
<hr/>											
TOTALS	RPI 1-25	RPI 26-50		W-L RECORDS		RPI 51-100		RPI 101-150		RPI 150+	
16-16-0	0-0-0	1-7-0		OVERALL		1-2-0		6-4-0		8-3-0	
11-15-0	0-0-0	1-7-0		HOME		1-2-0		4-3-0		5-3-0	
3-0-0	0-0-0	0-0-0		AWAY		0-0-0		0-0-0		3-0-0	
2-1-0	0-0-0	0-0-0		NEUTRAL		0-0-0		2-1-0		0-0-0	
<hr/>											
10-13-0	0-0-0	1-7-0		NON-CONFERENCE		0-0-0		4-3-0		5-3-0	
8-12-0	0-0-0	1-7-0		HOME		0-0-0		2-2-0		5-3-0	
0-0-0	0-0-0	0-0-		AWAY		0-0-0		0-0-0		0-0-0	
2-1-0	0-0-0	0-0-0		NEUTRAL		0-0-0		2-1-0		0-0-0	
<hr/>											
6-3-0	0-0-0	0-0-0		CONFERENCE		1-2-0		2-1-0		3-0-0	
3-3-0	0-0-0	0-0-0		HOME		1-2-0		2-1-0		0-0-0	
3-0-0	0-0-0	0-0-0		AWAY		0-0-0		0-0-0		3-0-0	
0-0-0	0-0-0	0-0-0		NEUTRAL		0-0-0		0-0-0		0-0-0	
<hr/>											
RPI	S	Opponent	Score	RPI	S	Opponent	Score	RPI	S	Opponent	Score
				28	H	Michigan	4 9	94	H	Cal Poly	6 3
				28	H	Michigan	4 5	94	H	Cal Poly	2 5
				28	H	Michigan	0 6	94	H	Cal Poly	4 5
				28	H	Michigan	3 5				
				48	H	New Mexico	0 18				
				48	H	New Mexico	4 3				
				48	H	New Mexico	4 6				
				48	H	New Mexico	1 7				
<hr/>											
LAST 15 GAMES											
				94	H	Cal Poly	2 5	115	H	UC Irvine	8 5
				94	H	Cal Poly	4 5	115	H	UC Irvine	8 4
				94	H	Cal Poly	6 3	156	H	Santa Clara	4 5
				270	A	UC Davis	7 2				
				270	A	UC Davis	5 0				

Non-Div. I Games:

Hawaii Hilo

11 9

Hawaii Hilo

0

1

Hawaii

270	A	UC Davis	6	5
115	H	UC Irvine	4	14

H
a
w
a
i
i

H
a
w
a
i
i

Average RPI Win: 225		WON-LOST	WINNING	LAST 15	STRENGTH OF		OPP. STRENGTH	TEAM	ADJ	CONF.	ADJ CONF.
Average RPI Loss: 130		RECORD	PCT. RANK	GAMES	SCHEDULE		OF SCHEDULE	RPI	RPI	RPI	RPI
DIV. I ONLY		21-14-0	.6	81	10-5-0		279	158	198	.47389	198
DIV. I NON-CONF.		11-6-0	.64706	66	4-0-0		275	247	194	.47568	194
TOTALS		RPI 1-25	RPI 26-50		W-L RECORDS		RPI 51-100		RPI 101-150		RPI 150+
21-14-0		0-0-0	0-0-0		OVERALL		2-8-0		2-2-0		17-4-0
13-8-0		0-0-0	0-0-0		HOME		2-4-0		1-2-0		10-2-0
8-6-0		0-0-0	0-0-0		AWAY		0-4-0		1-0-0		7-2-0
0-0-0		0-0-0	0-0-0		NEUTRAL		0-0-0		0-0-0		0-0-0
11-6-0		0-0-0	0-0-0		NON-CONFERENCE		0-1-0		2-2-0		9-3-0
8-4-0		0-0-0	0-0-0		HOME		0-0-0		1-2-0		7-2-0
3-2-0		0-0-0	0-0-		AWAY		0-1-0		1-0-0		2-1-0
0-0-0		0-0-0	0-0-0		NEUTRAL		0-0-0		0-0-0		0-0-0
10-8-0		0-0-0	0-0-0		CONFERENCE		2-7-0		0-0-0		8-1-0
5-4-0		0-0-0	0-0-0		HOME		2-4-0		0-0-0		3-0-0
5-4-0		0-0-0	0-0-0		AWAY		0-3-0		0-0-0		5-1-0
0-0-0		0-0-0	0-0-0		NEUTRAL		0-0-0		0-0-0		0-0-0
RPI S	Opponent	Score	RPI S	Opponent	Score	RPI S	Opponent	Score	RPI S	Opponent	Score
						62 A	Tennessee	1 9	116 A	Middle Tenn.	9 6
						68 H	Austin Peay	2 10	140 H	Miami (OH)	10 6
						68 H	Austin Peay	4 9	140 H	Miami (OH)	10 11
						68 H	Austin Peay	14 3	140 H	Miami (OH)	4 9
						70 H	Jacksonville St.	14 15	160 A	Central Ark.	6 14
						70 H	Jacksonville St.	3 9	183 A	Kennesaw St.	6 5
						70 H	Jacksonville St.	7 6	183 H	Kennesaw St.	24 9
						98 A	Morehead St.	6 11	227 H	Lipscomb	14 11
						98 A	Morehead St.	1 6	234 A	SIUE	13 3
						98 A	Morehead St.	4 5	234 A	SIUE	14 2
									234 A	SIUE	4 5
									254 H	Bucknell	9 3
									254 H	Bucknell	2 3
									254 H	Bucknell	5 6
									256 H	Western Ill.	6 3
									256 H	Western Ill.	6 5
									256 H	Western Ill.	13 12
									272 A	Eastern Ill.	8 3
									272 A	Eastern Ill.	8 6
									272 A	Eastern Ill.	5 3
									277 H	UT Martin	5 3
									277 H	UT Martin	10 2
									277 H	UT Martin	12 3
									298 A	Alabama A&M	34 6
									298 H	Alabama A&M	11 6
			LAST 15 GAMES								
			116 A	Middle Tenn.	9 6	272 A	Eastern Ill.	8 3			
			70 H	Jacksonville St.	14 15	298 A	Alabama A&M	34 6			
			70 H	Jacksonville St.	7 6	68 H	Austin Peay	4 9			
			70 H	Jacksonville St.	3 9						
			298 H	Alabama A&M	11 6						

Non-Div. I Games:

Tennessee Tech

272 A Eastern Ill.	8	6
272 A Eastern Ill.	5	3

T
e
n
n
e
s
s
e
e
T
e
c
h

T
e
n
n
e
s
s
e
e
T
e
c
h

Average RPI Win: 107		WON-LOST RECORD		WINNING PCT. RANK		LAST 15 GAMES		STRENGTH OF SCHEDULE		OPP. STRENGTH OF SCHEDULE		TEAM RPI		ADJ RPI		CONF. RPI		ADJ CONF. RPI	
DIV. I ONLY		11-25-0		.30556 263		5-10-0		49		182		199		.47125 199		13		13	
DIV. I NON-CONF.		7-11-0		.38889 215		3-4-0		67		155		181		.48182 181		11		11	
TOTALS		RPI 1-25		RPI 26-50		W-L RECORDS		RPI 51-100		RPI 101-150		RPI 150+							
11-25-0		0-0-0		1-6-0		OVERALL		4-4-0		4-8-0		2-7-0							
8-12-0		0-0-0		1-3-0		HOME		2-2-0		3-5-0		2-2-0							
3-13-0		0-0-0		0-3-0		AWAY		2-2-0		1-3-0		0-5-0							
0-0-0		0-0-0		0-0-0		NEUTRAL		0-0-0		0-0-0		0-0-0							
7-11-0		0-0-0		0-1-0		NON-CONFERENCE		3-2-0		3-6-0		1-2-0							
5-7-0		0-0-0		0-1-0		HOME		1-0-0		3-5-0		1-1-0							
2-4-0		0-0-0		0-0-		AWAY		2-2-0		0-1-0		0-1-0							
0-0-0		0-0-0		0-0-0		NEUTRAL		0-0-0		0-0-0		0-0-0							
4-14-0		0-0-0		1-5-0		CONFERENCE		1-2-0		1-2-0		1-5-0							
3-5-0		0-0-0		1-2-0		HOME		1-2-0		0-0-0		1-1-0							
1-9-0		0-0-0		0-3-0		AWAY		0-0-0		1-2-0		0-4-0							
0-0-0		0-0-0		0-0-0		NEUTRAL		0-0-0		0-0-0		0-0-0							
RPI	S	Opponent	Score	RPI	S	Opponent	Score	RPI	S	Opponent	Score	RPI	S	Opponent	Score				
				28	H	Michigan	5 6	61	A	Stanford	0 10	106	H	Loyola Marymount	4 13				
				48	A	New Mexico	2 3	61	H	Stanford	10 9	106	H	Loyola Marymount	8 5				
				48	A	New Mexico	6 9	65	H	Fresno St.	3 2	106	H	Loyola Marymount	3 4				
				48	A	New Mexico	1 11	65	H	Fresno St.	4 13	115	H	UC Irvine	2 3				
				48	H	New Mexico	9 8	65	H	Fresno St.	4 9	115	H	UC Irvine	9 3				
				48	H	New Mexico	2 6	94	A	Cal Poly	4 7	115	H	UC Irvine	8 5				
				48	H	New Mexico	3 10	94	A	Cal Poly	8 5	115	H	UC Irvine	0 11				
								94	A	Cal Poly	9 7	143	A	San Francisco	3 4				
												143	H	San Francisco	3 6				
												150	A	UNLV	1 2				
												150	A	UNLV	11 6				
												150	A	UNLV	2 4				
												155	A	Air Force	3 9				
												155	A	Air Force	7 8				
												155	A	Air Force	4 12				
												155	A	Air Force	7 13				
												155	H	Air Force	2 7				
												155	H	Air Force	9 5				
												156	A	Santa Clara	5 8				
												156	H	Santa Clara	4 7				
												173	H	Pacific	8 7				
LAST 15 GAMES																			
				143	A	San Francisco	3 4	155	A	Air Force	7 13								
				48	H	New Mexico	3 10	155	A	Air Force	3 9								
				48	H	New Mexico	2 6	94	A	Cal Poly	9 7								
				48	H	New Mexico	9 8												
				61	A	Stanford	0 10												

Non-Div. I Games:

San Jose St.

155 A Air Force	7	8
155 A Air Force	4	12

S
a
n
J
o
s
e
S
t
.

S
a
n
J
o
s
e
S
t
.

O
m
a
h
a

Omaha

202	A	South Dakota St.	10	3
202	A	South Dakota St.	19	6

RPI	S	Opponent	Score	
274	N	Saint Louis	16	2
276	N	Bowling Green	10	1

Omaha

O
m
a
h
a

O
m
a
h
a

Average RPI Win:	190	WON-LOST	WINNING	LAST 15	STRENGTH OF	OPP. STRENGTH	TEAM	ADJ	CONF.	ADJ CONF.					
Average RPI Loss:	96	RECORD	PCT. RANK	GAMES	SCHEDULE	OF SCHEDULE	RPI	RPI	RPI	RPI					
DIV. I ONLY		16-22-0	.42105	206	7-8-0	124	137	201	.47069	201	14	14			
DIV. I NON-CONF.		9-15-0	.375	219	1-5-0	135	151	235	.45243	234	15	15			
<hr/>															
TOTALS	RPI 1-25	RPI 26-50		W-L RECORDS		RPI 51-100		RPI 101-150		RPI 150+					
16-22-0	0-4-0	3-5-0		OVERALL		0-6-0		2-2-0		11-5-0					
13-15-0	0-1-0	2-4-0		HOME		0-5-0		2-2-0		9-3-0					
3-7-0	0-3-0	1-1-0		AWAY		0-1-0		0-0-0		2-2-0					
0-0-0	0-0-0	0-0-0		NEUTRAL		0-0-0		0-0-0		0-0-0					
9-15-0	0-2-0	2-3-0		NON-CONFERENCE		0-6-0		1-0-0		6-4-0					
8-11-0	0-1-0	1-2-0		HOME		0-5-0		1-0-0		6-3-0					
1-4-0	0-1-0	1-0-		AWAY		0-1-0		0-0-0		0-1-0					
0-0-0	0-0-0	0-0-0		NEUTRAL		0-0-0		0-0-0		0-0-0					
7-7-0	0-2-0	1-2-0		CONFERENCE		0-0-0		1-2-0		5-1-0					
5-4-0	0-0-0	1-2-0		HOME		0-0-0		1-2-0		3-0-0					
2-3-0	0-2-0	0-0-0		AWAY		0-0-0		0-0-0		2-1-0					
0-0-0	0-0-0	0-0-0		NEUTRAL		0-0-0		0-0-0		0-0-0					
RPI	S	Opponent	Score	RPI	S	Opponent	Score	RPI	S	Opponent	Score				
8	H	North Carolina St.	3 23	30	H	Col. of Charleston	9 6	75	A	High Point	16 17	136	H	Liberty	10 5
16	A	North Carolina	6 11	30	H	Col. of Charleston	6 11	75	H	High Point	2 8	139	H	William & Mary	13 7
25	A	UNCW	3 12	30	H	Col. of Charleston	2 6	81	H	Wright St.	2 11	139	H	William & Mary	5 10
25	A	UNCW	4 10	31	A	East Carolina	8 7	81	H	Wright St.	2 10	139	H	William & Mary	7 14
				31	H	East Carolina	5 7	81	H	Wright St.	7 9	158	H	Stony Brook	1 4
				43	H	Wake Forest	3 4	81	H	Wright St.	11 13	164	A	Northeastern	3 2
				44	A	UNCG	3 7					164	A	Northeastern	3 6
				44	H	UNCG	14 8					164	A	Northeastern	2 0
												229	H	The Citadel	8 3
												229	H	The Citadel	8 13
												229	H	The Citadel	5 3
												246	H	Appalachian St.	4 3
												259	H	Towson	7 6
												259	H	Towson	5 2
												259	H	Towson	9 8
												276	H	Bowling Green	2 6
												281	H	La Salle	7 6
												281	H	La Salle	7 4
												281	H	La Salle	10 3
												290	A	N.C. A&T	7 8
LAST 15 GAMES															
				44	H	UNCG	14 8	164	A	Northeastern	2 0				
				75	A	High Point	16 17	164	A	Northeastern	3 6				
				259	H	Towson	5 2	290	A	N.C. A&T	7 8				
				259	H	Towson	7 6								
				259	H	Towson	9 8								

Non-Div. I Games:

Elon

8 H North Carolina St.	3	23
164 A Northeastern	3	2

E
l
o
n

E
l
o
n

Average RPI Win: 211		WON-LOST	WINNING	LAST 15	STRENGTH OF		OPP. STRENGTH	TEAM	ADJ		CONF.	ADJ CONF.
Average RPI Loss: 131		RECORD	PCT. RANK	GAMES	SCHEDULE		OF SCHEDULE	RPI	RPI		RPI	RPI
DIV. I ONLY		12-22-0	.35294	242	8-5-0		162	212	202		22	22
DIV. I NON-CONF.		3-16-0	.15789	288	1-2-0		130	157	264		21	21
TOTALS		RPI 1-25	RPI 26-50		W-L RECORDS		RPI 51-100		RPI 101-150		RPI 150+	
12-22-0		0-6-0	0-1-0		OVERALL		1-3-0		0-3-0		11-9-0	
5-2-0		0-0-0	0-0-0		HOME		0-0-0		0-0-0		5-2-0	
7-14-0		0-4-0	0-1-0		AWAY		1-2-0		0-2-0		6-5-0	
0-6-0		0-2-0	0-0-0		NEUTRAL		0-1-0		0-1-0		0-2-0	
3-16-0		0-6-0	0-1-0		NON-CONFERENCE		0-1-0		0-3-0		3-5-0	
1-0-0		0-0-0	0-0-0		HOME		0-0-0		0-0-0		1-0-0	
2-10-0		0-4-0	0-0-		AWAY		0-0-0		0-2-0		2-3-0	
0-6-0		0-2-0	0-0-0		NEUTRAL		0-1-0		0-1-0		0-2-0	
9-6-0		0-0-0	0-0-0		CONFERENCE		1-2-0		0-0-0		8-4-0	
4-2-0		0-0-0	0-0-0		HOME		0-0-0		0-0-0		4-2-0	
5-4-0		0-0-0	0-0-0		AWAY		1-2-0		0-0-0		4-2-0	
0-0-0		0-0-0	0-0-0		NEUTRAL		0-0-0		0-0-0		0-0-0	
RPI S	Opponent	Score	RPI S	Opponent	Score	RPI S	Opponent	Score	RPI S	Opponent	Score	
17 A	Mississippi St.	5 15	41 A	Creighton	5 6	69 A	Oral Roberts	3 2	147 A	Sacramento St.	7 10	
17 A	Mississippi St.	4 17				69 A	Oral Roberts	1 9	147 A	Sacramento St.	3 11	
18 N	Fla. Atlantic	2 4				69 A	Oral Roberts	3 13	147 N	Sacramento St.	0 4	
18 N	Fla. Atlantic	5 11				77 N	VCU	8 14	165 H	North Dakota St.	11 3	
20 A	Minnesota	3 7							165 H	North Dakota St.	5 2	
25 A	UNCW	5 15							165 H	North Dakota St.	14 7	
									173 A	Pacific	2 5	
									200 H	Omaha	6 19	
									200 H	Omaha	9 4	
									200 H	Omaha	3 10	
									219 N	Eastern Ky.	1 10	
									219 N	Eastern Ky.	4 6	
									230 H	North Dakota	5 3	
									247 A	IPFW	18 5	
									247 A	IPFW	9 3	
									247 A	IPFW	10 6	
									256 A	Western Ill.	11 3	
									256 A	Western Ill.	0 2	
									256 A	Western Ill.	2 3	
									270 A	UC Davis	4 5	
									273 A	Northern Colo.	11 3	
									273 A	Northern Colo.	8 3	
									273 A	Northern Colo.	6 7	
LAST 15 GAMES			LAST 15 GAMES			LAST 15 GAMES			LAST 15 GAMES			
			165 H	North Dakota St.	5 2	200 H	Omaha	6 19				
			165 H	North Dakota St.	14 7	230 H	North Dakota	5 3				
			165 H	North Dakota St.	11 3	247 A	IPFW	10 6				
			41 A	Creighton	5 6							
			20 A	Minnesota	3 7							

Non-Div. I Games: Dakota Wesleyan 7 4 Mayville St. 8 1

South Dakota St.

200 H Omaha	9	4
200 H Omaha	3	10

S
o
u
t
h
D
a
k
o
t
a
S
t
.

S
o
u
t
h
D
a
k
o
t
a
S
t
.

Average RPI Win:		228	WON-LOST RECORD		WINNING PCT. RANK		LAST 15 GAMES		STRENGTH OF SCHEDULE		OPP. STRENGTH OF SCHEDULE		TEAM RPI		ADJ RPI		CONF. RPI		ADJ CONF. RPI	
DIV. I ONLY			14-19-0		.42424 204		7-8-0		222		250		203		.47037 203		20		20	
DIV. I NON-CONF.			11-13-0		.45833 172		5-4-0		262		275		206		.46899 206		20		20	
TOTALS		RPI 1-25		RPI 26-50		W-L RECORDS		RPI 51-100		RPI 101-150		RPI 150+								
14-19-0		0-3-0		0-0-0		OVERALL		2-4-0		0-3-0		12-9-0								
6-3-0		0-0-0		0-0-0		HOME		0-0-0		0-0-0		6-3-0								
8-16-0		0-3-0		0-0-0		AWAY		2-4-0		0-3-0		6-6-0								
0-0-0		0-0-0		0-0-0		NEUTRAL		0-0-0		0-0-0		0-0-0								
11-13-0		0-3-0		0-0-0		NON-CONFERENCE		1-2-0		0-0-0		10-8-0								
4-2-0		0-0-0		0-0-0		HOME		0-0-0		0-0-0		4-2-0								
7-11-0		0-3-0		0-0-0		AWAY		1-2-0		0-0-0		6-6-0								
0-0-0		0-0-0		0-0-0		NEUTRAL		0-0-0		0-0-0		0-0-0								
3-6-0		0-0-0		0-0-0		CONFERENCE		1-2-0		0-3-0		2-1-0								
2-1-0		0-0-0		0-0-0		HOME		0-0-0		0-0-0		2-1-0								
1-5-0		0-0-0		0-0-0		AWAY		1-2-0		0-3-0		0-0-0								
0-0-0		0-0-0		0-0-0		NEUTRAL		0-0-0		0-0-0		0-0-0								
RPI	S	Opponent		Score		RPI	S	Opponent		Score		RPI	S	Opponent		Score				
5	A	South Carolina		1	10							145	A	Binghamton		4	7			
5	A	South Carolina		1	8							66	A	Hartford		6	7			
5	A	South Carolina		2	6							66	A	Hartford		3	6			
												66	A	Hartford		3	6			
												83	A	Western Ky.		2	12			
												83	A	Western Ky.		3	5			
												83	A	Western Ky.		7	4			
												194	H	UMBC		6	1			
												194	H	UMBC		1	5			
												194	H	UMBC		10	4			
												207	A	Fairfield		4	5			
												208	H	Fordham		3	9			
												216	A	Central Conn. St.		6	1			
												222	H	Quinnipiac		24	14			
												233	A	Harvard		2	3			
												233	A	Harvard		3	0			
												258	A	NYIT		5	2			
												258	A	NYIT		0	3			
												258	A	NYIT		0	4			
												258	A	NYIT		7	2			
												290	A	N.C. A&T		9	2			
												290	A	N.C. A&T		14	3			
												290	A	N.C. A&T		4	13			
												294	H	Saint Peter's		17	5			
												294	H	Saint Peter's		5	2			
												294	H	Saint Peter's		5	0			
												145	A	Binghamton		6	8			
LAST 15 GAMES																				
												222	H	Quinnipiac		24	14			
												194	H	UMBC		10	4			
												193	A	Marist		0	2			
												145	A	Binghamton		6	8			
												294	H	Saint Peter's		5	0			
												294	H	Saint Peter's		17	5			
												294	H	Saint Peter's		5	0			
												153	H	St. John's (NY)		3	20			

Non-Div. I Games:

Albany (NY)

194 H UMBC	1	5
194 H UMBC	6	1

A
l
b
a
n
y
(
N
Y
)

A
l
b
a
n
y
(
N
Y
)

Average RPI Win:	221	WON-LOST	WINNING	LAST 15	STRENGTH OF	OPP. STRENGTH	TEAM	ADJ	CONF.	ADJ CONF.				
Average RPI Loss:	179	RECORD	PCT. RANK	GAMES	SCHEDULE	OF SCHEDULE	RPI	RPI	RPI	RPI				
DIV. I ONLY	18-22-0	.45	186	9-6-0	252	231	204	.47017	204	29	29			
DIV. I NON-CONF.	11-17-0	.39286	212	2-1-0	272	180	237	.45211	236	29	29			
<hr/>														
TOTALS	RPI 1-25	RPI 26-50		W-L RECORDS		RPI 51-100		RPI 101-150		RPI 150+				
18-22-0	0-0-0	0-0-0		OVERALL		1-3-0		1-3-0		16-16-0				
5-5-0	0-0-0	0-0-0		HOME		0-1-0		1-0-0		4-4-0				
12-16-0	0-0-0	0-0-0		AWAY		1-2-0		0-3-0		11-11-0				
1-1-0	0-0-0	0-0-0		NEUTRAL		0-0-0		0-0-0		1-1-0				
<hr/>														
11-17-0	0-0-0	0-0-0		NON-CONFERENCE		1-3-0		1-3-0		9-11-0				
3-3-0	0-0-0	0-0-0		HOME		0-1-0		1-0-0		2-2-0				
7-13-0	0-0-0	0-0-		AWAY		1-2-0		0-3-0		6-8-0				
1-1-0	0-0-0	0-0-0		NEUTRAL		0-0-0		0-0-0		1-1-0				
<hr/>														
7-5-0	0-0-0	0-0-0		CONFERENCE		0-0-0		0-0-0		7-5-0				
2-2-0	0-0-0	0-0-0		HOME		0-0-0		0-0-0		2-2-0				
5-3-0	0-0-0	0-0-0		AWAY		0-0-0		0-0-0		5-3-0				
0-0-0	0-0-0	0-0-0		NEUTRAL		0-0-0		0-0-0		0-0-0				
<hr/>														
RPI S	Opponent	Score	RPI S	Opponent	Score	RPI S	Opponent	Score	RPI S	Opponent	Score			
						64 A	Long Beach St.	1 7	134 H	Rhode Island	5 3			
						64 A	Long Beach St.	1 2	139 A	William & Mary	5 8			
						64 A	Long Beach St.	3 2	139 A	William & Mary	5 6			
						66 H	Hartford	4 8	139 A	William & Mary	11 12			
						163 H	UMass Lowell	2 5						
						167 A	Navy	3 1						
						167 A	Navy	0 9						
						167 A	Navy	2 4						
						167 A	Navy	4 2						
						170 A	Furman	4 7						
						170 A	Furman	2 5						
						170 A	Furman	10 7						
						180 A	South Fla.	3 4						
						180 A	South Fla.	2 3						
						180 A	South Fla.	2 3						
						205 A	Dartmouth	1 2						
						221 A	Yale	8 1						
						221 A	Yale	5 10						
						221 A	Yale	4 2						
						223 N	Penn	5 3						
						223 N	Penn	3 4						
						LAST 15 GAMES						233 H	Harvard	11 4
						262 A	Siena	9 6	279 A	Lehigh	6 1	252 A	Brown	1 2
						255 H	Army West Point	0 3	279 A	Lehigh	12 3	252 A	Brown	9 0
						255 H	Army West Point	6 2	279 A	Lehigh	5 4	252 H	Brown	0 3
255 H	Army West Point	1 6				252 H	Brown	12 11						
255 H	Army West Point	6 3				255 H	Army West Point	0 3						

Non-Div. I Games:

Holy Cross

Holy Cross

134	H	Rhode Island	5	3
279	A	Lehigh	4	5

Through Games Of April 20, 2016

RPI	S	Opponent	Score	
255	H	Army West Point	6	2
255	H	Army West Point	1	6
255	H	Army West Point	6	3
262	A	Siena	9	6
271	A	Massachusetts	6	3
279	A	Lehigh	6	1
279	A	Lehigh	12	3
279	A	Lehigh	5	4
279	A	Lehigh	4	5

Holy Cross

H
O
L
Y
C
R
O
S
S

H
O
L
Y
C
R
O
S
S

D
a
r
t
m
o
u
t
h

Tie, Loss, Non-Conf,S Site, H Home, A Away, N Neutral Page 409

252	A	Brown	2	4
163	H	UMass Lowell	6	11

D
a
r
t
m
o
u
t
h

D
a
r
t
m
o
u
t
h

Average RPI Win:		197	WON-LOST RECORD		WINNING PCT. RANK		LAST 15 GAMES		STRENGTH OF SCHEDULE		OPP. STRENGTH OF SCHEDULE		TEAM RPI		ADJ RPI		CONF. RPI		ADJ CONF. RPI		
Average RPI Loss:		162																			
DIV. I ONLY			15-22-0		.40541 216		5-10-0		153		255		206		.46799 206		14		14		
DIV. I NON-CONF.			10-15-0		.4 206		1-3-0		138		254		199		.47166 199		15		15		
TOTALS		RPI 1-25		RPI 26-50		W-L RECORDS		RPI 51-100		RPI 101-150		RPI 150+									
15-22-0		0-3-0		0-2-0		OVERALL		0-0-0		1-5-0		14-12-0									
10-8-0		0-0-0		0-0-0		HOME		0-0-0		1-2-0		9-6-0									
5-14-0		0-3-0		0-2-0		AWAY		0-0-0		0-3-0		5-6-0									
0-0-0		0-0-0		0-0-0		NEUTRAL		0-0-0		0-0-0		0-0-0									
10-15-0		0-3-0		0-2-0		NON-CONFERENCE		0-0-0		0-3-0		10-7-0									
7-5-0		0-0-0		0-0-0		HOME		0-0-0		0-0-0		7-5-0									
3-10-0		0-3-0		0-0-		AWAY		0-0-0		0-3-0		3-2-0									
0-0-0		0-0-0		0-0-0		NEUTRAL		0-0-0		0-0-0		0-0-0									
5-7-0		0-0-0		0-0-0		CONFERENCE		0-0-0		1-2-0		4-5-0									
3-3-0		0-0-0		0-0-0		HOME		0-0-0		1-2-0		2-1-0									
2-4-0		0-0-0		0-0-0		AWAY		0-0-0		0-0-0		2-4-0									
0-0-0		0-0-0		0-0-0		NEUTRAL		0-0-0		0-0-0		0-0-0									
RPI	S	Opponent		Score		RPI	S	Opponent		Score		RPI	S	Opponent		Score					
11	A	Clemson		1	6	33	A	Maryland		2	5			139	H	William & Mary		4	11		
11	A	Clemson		2	11	46	A	Virginia		6	15			139	H	William & Mary		8	5		
11	A	Clemson		1	10									139	H	William & Mary		0	2		
														142	A	Gardner-Webb		2	8		
														142	A	Gardner-Webb		4	5		
														142	A	Gardner-Webb		6	7		
														164	H	Northeastern		5	20		
														164	H	Northeastern		7	6		
														164	H	Northeastern		6	4		
														171	A	Delaware		6	16		
														171	A	Delaware		7	3		
														171	A	Delaware		14	12		
														177	A	Davidson		7	6		
														181	H	Monmouth		10	11		
														188	A	Richmond		1	8		
														194	H	UMBC		12	7		
														194	H	UMBC		11	13		
														194	H	UMBC		13	5		
														212	A	George Washington		2	1		
														215	H	St. Bonaventure		7	5		
														215	H	St. Bonaventure		4	1		
								LAST 15 GAMES						218	A	VMI		12	8		
								286 A George Mason		5	6	259 A Towson	4	6	218	H	VMI		11	10	
								139 H William & Mary		0	2	33 A Maryland	2	5	254	H	Bucknell		7	6	
								139 H William & Mary		4	11	171 A Delaware	14	12	254	H	Bucknell		1	9	
								139 H William & Mary		8	5			254	H	Bucknell		9	3		
								218 H VMI		11	10			254	H	Bucknell		2	4		

Non-Div. I Games:

James Madison

259	A	Towson	4	8
259	A	Towson	2	3

RPI	S	Opponent	Score
259	A	Towson	2 3
259	A	Towson	4 6
259	A	Towson	4 8
286	A	George Mason	5 6
286	H	George Mason	5 16

James Madison

J
a
m
e
s
M
a
d
i
s
o
n

J
a
m
e
s
M
a
d
i
s
o
n

Average RPI Win:		236	WON-LOST RECORD		WINNING PCT. RANK		LAST 15 GAMES		STRENGTH OF SCHEDULE		OPP. STRENGTH OF SCHEDULE		TEAM RPI		ADJ RPI		CONF. RPI		ADJ CONF. RPI	
DIV. I ONLY			16-18-0		.47059 167		10-5-0		265		167		207		.4678 207		28		28	
DIV. I NON-CONF.			9-16-0		.36 223		3-3-0		198		164		203		.47037 203		26		26	
TOTALS		RPI 1-25		RPI 26-50		W-L RECORDS		RPI 51-100		RPI 101-150		RPI 150+								
16-18-0		0-5-0		0-0-0		OVERALL		0-2-0		0-0-0		16-11-0								
7-4-0		0-0-0		0-0-0		HOME		0-1-0		0-0-0		7-3-0								
6-14-0		0-5-0		0-0-0		AWAY		0-1-0		0-0-0		6-8-0								
3-0-0		0-0-0		0-0-0		NEUTRAL		0-0-0		0-0-0		3-0-0								
9-16-0		0-5-0		0-0-0		NON-CONFERENCE		0-2-0		0-0-0		9-9-0								
3-2-0		0-0-0		0-0-0		HOME		0-1-0		0-0-0		3-1-0								
3-14-0		0-5-0		0-0-		AWAY		0-1-0		0-0-0		3-8-0								
3-0-0		0-0-0		0-0-0		NEUTRAL		0-0-0		0-0-0		3-0-0								
7-2-0		0-0-0		0-0-0		CONFERENCE		0-0-0		0-0-0		7-2-0								
4-2-0		0-0-0		0-0-0		HOME		0-0-0		0-0-0		4-2-0								
3-0-0		0-0-0		0-0-0		AWAY		0-0-0		0-0-0		3-0-0								
0-0-0		0-0-0		0-0-0		NEUTRAL		0-0-0		0-0-0		0-0-0								
RPI	S	Opponent		Score		RPI	S	Opponent		Score		RPI	S	Opponent		Score				
8	A	North Carolina St.		2	4			66	H	Hartford		3	6	153	A	St. John's (NY)		7	11	
8	A	North Carolina St.		0	4			72	A	UConn		1	2	159	A	Sacred Heart		8	9	
16	A	North Carolina		2	10									171	A	Delaware		6	22	
16	A	North Carolina		3	4									171	A	Delaware		6	11	
16	A	North Carolina		0	11									171	A	Delaware		3	4	
														174	A	Charlotte		7	8	
														174	A	Charlotte		2	6	
														174	A	Charlotte		3	2	
														196	H	Niagara		4	2	
														196	H	Niagara		3	2	
														196	H	Niagara		9	3	
														203	H	Albany (NY)		5	4	
														208	A	Fordham		8	5	
														209	H	Hofstra		5	4	
														221	A	Yale		2	1	
														221	A	Yale		1	2	
														233	H	Harvard		1	7	
														233	H	Harvard		8	6	
														236	H	Rider		6	7	
														236	H	Rider		13	1	
														236	H	Rider		3	6	
														278	A	Iona		8	7	
														278	A	Iona		2	1	
														278	A	Iona		7	1	
														292	N	Delaware St.		8	2	
														292	N	Delaware St.		17	3	
														292	N	Delaware St.		14	1	
LAST 15 GAMES																				
						159	A	Sacred Heart		8	9	278	A	Iona		7	1			
						208	A	Fordham		8	5	278	A	Iona		2	1			
						196	H	Niagara		4	2	221	A	Yale		1	2			
						196	H	Niagara		9	3									
						196	H	Niagara		3	2									

Non-Div. I Games:

Fairfield

72	A	UConn	1	2
278	A	Iona	8	7

F
a
i
r
f
i
e
l
d

F
a
i
r
f
i
e
l
d

Average RPI Win: 213		WON-LOST	WINNING	LAST 15	STRENGTH OF		OPP. STRENGTH	TEAM	ADJ		CONF.	ADJ CONF.			
Average RPI Loss: 170		RECORD	PCT. RANK	GAMES	SCHEDULE		OF SCHEDULE	RPI	RPI		RPI	RPI			
DIV. I ONLY		20-19-0	.51282	144	9-6-0		261	223	208	.46741	208	24	23		
DIV. I NON-CONF.		14-16-0	.46667	170	3-3-0		259	236	216	.46107	216	27	27		
TOTALS		RPI 1-25	RPI 26-50		W-L RECORDS		RPI 51-100		RPI 101-150		RPI 150+				
20-19-0		0-3-0	0-0-0		OVERALL		0-2-0		2-1-0		18-13-0				
9-7-0		0-0-0	0-0-0		HOME		0-0-0		2-1-0		7-6-0				
9-8-0		0-3-0	0-0-0		AWAY		0-1-0		0-0-0		9-4-0				
2-4-0		0-0-0	0-0-0		NEUTRAL		0-1-0		0-0-0		2-3-0				
14-16-0		0-3-0	0-0-0		NON-CONFERENCE		0-2-0		0-0-0		14-11-0				
5-5-0		0-0-0	0-0-0		HOME		0-0-0		0-0-0		5-5-0				
7-7-0		0-3-0	0-0-		AWAY		0-1-0		0-0-0		7-3-0				
2-4-0		0-0-0	0-0-0		NEUTRAL		0-1-0		0-0-0		2-3-0				
6-3-0		0-0-0	0-0-0		CONFERENCE		0-0-0		2-1-0		4-2-0				
4-2-0		0-0-0	0-0-0		HOME		0-0-0		2-1-0		2-1-0				
2-1-0		0-0-0	0-0-0		AWAY		0-0-0		0-0-0		2-1-0				
0-0-0		0-0-0	0-0-0		NEUTRAL		0-0-0		0-0-0		0-0-0				
RPI S	Opponent	Score		RPI S	Opponent	Score		RPI S	Opponent	Score		RPI S	Opponent	Score	
12 A	LSU	1	12					54 N	Michigan St.	2	7	134 H	Rhode Island	1	3
12 A	LSU	7	10					60 A	Rutgers	0	5	134 H	Rhode Island	8	0
12 A	LSU	1	15									134 H	Rhode Island	4	2
												158 H	Stony Brook	6	1
												159 A	Sacred Heart	1	2
												170 A	Furman	5	2
												176 N	Presbyterian	1	7
												188 H	Richmond	6	7
												188 H	Richmond	7	3
												188 H	Richmond	1	0
												190 N	Canisius	5	2
												190 N	Canisius	4	5
												190 N	Canisius	4	5
												190 N	Canisius	8	5
												203 A	Albany (NY)	9	3
												207 H	Fairfield	5	8
												209 A	Hofstra	7	6
												211 H	Manhattan	12	3
												225 A	Columbia	4	1
												243 A	NJIT	10	4
												243 A	NJIT	2	3
												243 H	NJIT	3	1
												243 H	NJIT	2	0
												245 A	Wagner	6	5
												245 A	Wagner	4	3
												245 H	Wagner	0	2
												257 H	Villanova	3	11
				LAST 15 GAMES											
				225 A	Columbia	4	1	281 A	La Salle	6	2				
				207 H	Fairfield	5	8	281 A	La Salle	9	0				
				134 H	Rhode Island	4	2	281 A	La Salle	4	16				
				134 H	Rhode Island	8	0								
				134 H	Rhode Island	1	3								

Non-Div. I Games:

Fordham

262	H	Siena	2	4
278	H	Iona	19	2

RPI	S	Opponent	Score	
258	A	NYIT	4	5
262	H	Siena	2	4
278	H	Iona	19	2
281	A	La Salle	6	2
281	A	La Salle	9	0
281	A	La Salle	4	16
294	H	Saint Peter's	0	2

Fordham

F
o
r
d
h
a
m

F
o
r
d
h
a
m

Average RPI Win:		215	WON-LOST RECORD		WINNING PCT. RANK		LAST 15 GAMES		STRENGTH OF SCHEDULE		OPP. STRENGTH OF SCHEDULE		TEAM RPI		ADJ RPI		CONF. RPI		ADJ CONF. RPI				
DIV. I ONLY			13-24-0		.35135	244	8-7-0		176		225		209		.46482		209	14		14			
DIV. I NON-CONF.			9-17-0		.34615	230	4-1-0		194		269		207		.46804		207	15		15			
TOTALS		RPI 1-25		RPI 26-50			W-L RECORDS			RPI 51-100			RPI 101-150			RPI 150+							
13-24-0		0-3-0		3-0-0			OVERALL			0-0-0			0-12-0			10-9-0							
4-5-0		0-0-0		3-0-0			HOME			0-0-0			0-0-0			1-5-0							
9-15-0		0-3-0		0-0-0			AWAY			0-0-0			0-8-0			9-4-0							
0-4-0		0-0-0		0-0-0			NEUTRAL			0-0-0			0-4-0			0-0-0							
9-17-0		0-3-0		0-0-0			NON-CONFERENCE			0-0-0			0-10-0			9-4-0							
1-2-0		0-0-0		0-0-0			HOME			0-0-0			0-0-0			1-2-0							
8-11-0		0-3-0		0-0-			AWAY			0-0-0			0-6-0			8-2-0							
0-4-0		0-0-0		0-0-0			NEUTRAL			0-0-0			0-4-0			0-0-0							
4-7-0		0-0-0		3-0-0			CONFERENCE			0-0-0			0-2-0			1-5-0							
3-3-0		0-0-0		3-0-0			HOME			0-0-0			0-0-0			0-3-0							
1-4-0		0-0-0		0-0-0			AWAY			0-0-0			0-2-0			1-2-0							
0-0-0		0-0-0		0-0-0			NEUTRAL			0-0-0			0-0-0			0-0-0							
RPI	S	Opponent		Score		RPI	S	Opponent		Score		RPI	S	Opponent		Score		RPI	S	Opponent		Score	
4	A	Texas A&M		2	5	30	H	Col. of Charleston		4	3	101	A	Ohio St.		1	12	101	A	Ohio St.		2	4
4	A	Texas A&M		0	5	30	H	Col. of Charleston		8	7	101	A	Ohio St.		1	2	103	N	Missouri		2	3
4	A	Texas A&M		4	15	30	H	Col. of Charleston		3	1	103	N	Missouri		4	11	103	N	Missouri		2	12
												103	N	Missouri		0	8	131	A	Longwood		5	6
												131	A	Longwood		0	2	131	A	Longwood		3	4
												139	A	William & Mary		6	14	139	A	William & Mary		10	15
												171	H	Delaware		4	8	171	H	Delaware		3	13
												171	H	Delaware		4	8	171	H	Delaware		4	8
												181	H	Monmouth		4	5	181	H	Monmouth		4	5
												207	A	Fairfield		4	5	207	A	Fairfield		4	5
												208	H	Fordham		6	7	208	H	Fordham		6	7
												211	A	Manhattan		1	5	211	A	Manhattan		1	5
												211	H	Manhattan		14	4	211	H	Manhattan		14	4
												255	A	Army West Point		14	8	255	A	Army West Point		14	8
												258	A	NYIT		3	1	258	A	NYIT		3	1
												259	A	Towson		7	3	259	A	Towson		7	3
												294	A	Saint Peter's		11	4	294	A	Saint Peter's		11	4
												259	A	Towson		2	4	259	A	Towson		2	4
												264	A	Fairleigh Dickinson		4	1	264	A	Fairleigh Dickinson		4	1
												267	A	LIU Brooklyn		12	6	267	A	LIU Brooklyn		12	6
LAST 15 GAMES																							
267	A	LIU Brooklyn		12	6	171	H	Delaware		4	8	259	A	Towson		7	3	259	A	Towson		4	15
30	H	Col. of Charleston		8	7	294	A	Saint Peter's		11	4	259	A	Towson		2	4	259	A	Towson		2	4
30	H	Col. of Charleston		3	1							264	A	Fairleigh Dickinson		4	1	264	A	Fairleigh Dickinson		4	1
30	H	Col. of Charleston		4	3							267	A	LIU Brooklyn		12	6	267	A	LIU Brooklyn		12	6
211	H	Manhattan		14	4																		

Non-Div. I Games:

Hofstra

171	H	Delaware	4	8
171	H	Delaware	3	13

RPI	S	Opponent	Score	
294	A	Saint Peter's	11	4
299	A	Coppin St.	15	0
299	A	Coppin St.	17	4
299	A	Coppin St.	17	0

Hofstra

H
o
f
s
t
r
a

H
o
f
s
t
r
a

M
e
m
p
h
i
s

Memphis

180 A South Fla.	5	7
180 A South Fla.	4	3

M
e
m
p
h
i
s

M
e
m
p
h
i
s

Average RPI Win:		221	WON-LOST RECORD		WINNING PCT. RANK		LAST 15 GAMES		STRENGTH OF SCHEDULE		OPP. STRENGTH OF SCHEDULE		TEAM RPI		ADJ RPI		CONF. RPI		ADJ CONF. RPI	
DIV. I ONLY			11-22-0		.33333 254		6-9-0		145		226		211		.46393 211		28		28	
DIV. I NON-CONF.			8-16-0		.33333 236		3-3-0		137		198		191		.47614 191		26		26	
TOTALS		RPI 1-25		RPI 26-50		W-L RECORDS		RPI 51-100		RPI 101-150		RPI 150+								
11-22-0		0-3-0		0-0-0		OVERALL		0-2-0		0-3-0		11-14-0								
5-5-0		0-0-0		0-0-0		HOME		0-1-0		0-0-0		5-4-0								
5-16-0		0-3-0		0-0-0		AWAY		0-1-0		0-3-0		5-8-0								
1-1-0		0-0-0		0-0-0		NEUTRAL		0-0-0		0-0-0		1-1-0								
8-16-0		0-3-0		0-0-0		NON-CONFERENCE		0-2-0		0-3-0		8-8-0								
3-2-0		0-0-0		0-0-0		HOME		0-1-0		0-0-0		3-1-0								
4-13-0		0-3-0		0-0-		AWAY		0-1-0		0-3-0		4-6-0								
1-1-0		0-0-0		0-0-0		NEUTRAL		0-0-0		0-0-0		1-1-0								
3-6-0		0-0-0		0-0-0		CONFERENCE		0-0-0		0-0-0		3-6-0								
2-3-0		0-0-0		0-0-0		HOME		0-0-0		0-0-0		2-3-0								
1-3-0		0-0-0		0-0-0		AWAY		0-0-0		0-0-0		1-3-0								
0-0-0		0-0-0		0-0-0		NEUTRAL		0-0-0		0-0-0		0-0-0								
RPI	S	Opponent		Score		RPI	S	Opponent		Score		RPI	S	Opponent		Score				
3	A	Miami (FL)		0	10							53	A	Old Dominion		5	6			
3	A	Miami (FL)		4	7							66	H	Hartford		3	8			
3	A	Miami (FL)		4	14									Seton Hall		0	2			
														Seton Hall		0	5			
														Seton Hall		2	3			
														Stony Brook		2	8			
														FIU		0	6			
														FIU		4	8			
														FIU		2	5			
														FIU		7	6			
														Delaware		10	2			
														Monmouth		3	7			
														Monmouth		4	5			
														Monmouth		6	5			
														Canisius		0	3			
														Canisius		2	4			
														Canisius		4	3			
														Marist		2	14			
														Marist		8	2			
														Marist		7	13			
														Virginia Tech		7	12			
														Fordham		3	12			
														Hofstra		4	14			
														Hofstra		5	1			
														Army West Point		3	2			
														NYIT		6	4			
														NYIT		7	6			
														Lehigh		2	0			
														Lehigh		4	6			
LAST 15 GAMES																				
				258	H	NYIT		7	6			190	H	Canisius		0	3			
				193	A	Marist		8	2			190	H	Canisius		2	4			
				193	A	Marist		2	14			158	A	Stony Brook		2	8			
				193	A	Marist		7	13											
				209	A	Hofstra		4	14											

Non-Div. I Games:

Manhattan

Manhattan

255	A	Army West Point	3	2
190	H	Canisius	4	3

Through Games Of April 20, 2016

RPI	S	Opponent	Score	
279	H	Lehigh	10	2

Manhattan

M
a
n
h
a
t
t
a
n

M
a
n
h
a
t
t
a
n

[illegible]

Non-Div. I Games:

George Washington

259	A	Towson	10	2
177	A	Davidson	7	8

RPI	S	Opponent	Score	
286	H	George Mason	9	3
292	H	Delaware St.	8	0

George Washington

G
e
o
r
g
e
W
a
s
h
i
n
g
t
o
n

G
e
o
r
g
e
W
a
s
h
i
n
g
t
o
n

Average RPI Win:		161	WON-LOST RECORD		WINNING PCT. RANK		LAST 15 GAMES		STRENGTH OF SCHEDULE		OPP. STRENGTH OF SCHEDULE		TEAM RPI		ADJ RPI		CONF. RPI		ADJ CONF. RPI				
Average RPI Loss:		146																					
DIV. I ONLY			15-19-0		.44118 190		7-8-0		259		67		213		.4623 213		10		10				
DIV. I NON-CONF.			12-16-0		.42857 190		4-5-0		260		25		214		.46342 214		12		12				
TOTALS		RPI 1-25		RPI 26-50		W-L RECORDS		RPI 51-100		RPI 101-150		RPI 150+											
15-19-0		0-0-0		1-1-0		OVERALL		3-2-0		4-9-0		7-7-0											
7-9-0		0-0-0		0-0-0		HOME		2-2-0		2-4-0		3-3-0											
8-10-0		0-0-0		1-1-0		AWAY		1-0-0		2-4-0		4-4-0											
0-0-0		0-0-0		0-0-0		NEUTRAL		0-0-0		0-0-0		0-0-0											
12-16-0		0-0-0		1-1-0		NON-CONFERENCE		3-2-0		3-7-0		5-6-0											
5-8-0		0-0-0		0-0-0		HOME		2-2-0		2-4-0		1-2-0											
7-8-0		0-0-0		1-0-		AWAY		1-0-0		1-3-0		4-4-0											
0-0-0		0-0-0		0-0-0		NEUTRAL		0-0-0		0-0-0		0-0-0											
3-3-0		0-0-0		0-0-0		CONFERENCE		0-0-0		1-2-0		2-1-0											
2-1-0		0-0-0		0-0-0		HOME		0-0-0		0-0-0		2-1-0											
1-2-0		0-0-0		0-0-0		AWAY		0-0-0		1-2-0		0-0-0											
0-0-0		0-0-0		0-0-0		NEUTRAL		0-0-0		0-0-0		0-0-0											
RPI	S	Opponent		Score		RPI	S	Opponent		Score		RPI	S	Opponent		Score		RPI	S	Opponent		Score	
				50	A	Arizona	3	4	57	H	Washington	1	2	106	A	Loyola Marymount	1	2					
				50	A	Arizona	6	5	57	H	Washington	6	5	115	A	UC Irvine	3	1					
									57	H	Washington	4	17	115	A	UC Irvine	1	2					
									57	H	Washington	8	5	115	A	UC Irvine	3	8					
									93	A	San Diego	5	4	135	A	Utah	5	3					
														135	A	Utah	8	9					
														135	A	Utah	0	4					
														149	H	Kansas St.	6	3					
														149	H	Kansas St.	1	8					
														149	H	Kansas St.	0	1					
														149	H	Kansas St.	6	3					
														150	H	UNLV	2	4					
														150	H	UNLV	4	5					
														154	H	New Mexico St.	2	4					
														154	H	New Mexico St.	8	2					
														154	H	New Mexico St.	5	6					
														186	A	Portland	6	10					
														186	A	Portland	3	4					
														186	A	Portland	5	8					
														186	A	Portland	4	1					
														187	A	San Diego St.	3	2					
														269	A	CSU Bakersfield	8	4					
														269	A	CSU Bakersfield	7	3					
														269	A	CSU Bakersfield	2	8					
														270	H	UC Davis	8	5					
														270	H	UC Davis							
														270	H	UC Davis							
														270	H	UC Davis							
														270	H	UC Davis							
LAST 15 GAMES				93	A	San Diego	5	4	106	A	Loyola Marymount	1	2	269	A	CSU Bakersfield	7	3					
				135	A	Utah	5	3	270	H	UC Davis	12	13	269	A	CSU Bakersfield	2	8					
				135	A	Utah	8	9	270	H	UC Davis	8	5	270	H	UC Davis							
				135	A	Utah	0	4						270	H	UC Davis							
				115	A	UC Irvine	3	8						270	H	UC Davis							

Non-Div. I Games:

UC Riverside

115 A UC Irvine	1	2
115 A UC Irvine	3	1

U
C
R
i
v
e
r
s
i
d
e

U
C
R
i
v
e
r
s
i
d
e

Average RPI Win:	213	WON-LOST RECORD	WINNING PCT. RANK	LAST 15 GAMES	STRENGTH OF SCHEDULE	OPP. STRENGTH OF SCHEDULE	TEAM RPI	ADJ RPI	CONF. RPI	ADJ CONF. RPI		
DIV. I ONLY		16-22-0	.42105	206	6-9-0	159	229	214	.4609	214	31	31
DIV. I NON-CONF.		7-16-0	.30435	251	0-7-0	105	130	240	.45015	240	32	32
<hr/>												
TOTALS	RPI 1-25	RPI 26-50		W-L RECORDS		RPI 51-100		RPI 101-150		RPI 150+		
16-22-0	0-1-0	0-0-0		OVERALL		2-5-0		3-9-0		11-7-0		
14-9-0	0-0-0	0-0-0		HOME		2-4-0		3-1-0		9-4-0		
2-12-0	0-1-0	0-0-0		AWAY		0-1-0		0-7-0		2-3-0		
0-1-0	0-0-0	0-0-0		NEUTRAL		0-0-0		0-1-0		0-0-0		
7-16-0	0-1-0	0-0-0		NON-CONFERENCE		2-5-0		1-5-0		4-5-0		
7-7-0	0-0-0	0-0-0		HOME		2-4-0		1-0-0		4-3-0		
0-8-0	0-1-0	0-0-		AWAY		0-1-0		0-4-0		0-2-0		
0-1-0	0-0-0	0-0-0		NEUTRAL		0-0-0		0-1-0		0-0-0		
9-6-0	0-0-0	0-0-0		CONFERENCE		0-0-0		2-4-0		7-2-0		
7-2-0	0-0-0	0-0-0		HOME		0-0-0		2-1-0		5-1-0		
2-4-0	0-0-0	0-0-0		AWAY		0-0-0		0-3-0		2-1-0		
0-0-0	0-0-0	0-0-0		NEUTRAL		0-0-0		0-0-0		0-0-0		
<hr/>												
RPI	S	Opponent	Score	RPI	S	Opponent	Score	RPI	S	Opponent	Score	
3	A	Miami (FL)	4 5					76	A	North Florida	6 12	
								76	H	North Florida	4 1	
								76	H	North Florida	1 13	
								82	H	Jacksonville	3 4	
								89	H	FGCU	1 0	
								89	H	FGCU	6 9	
								89	H	FGCU	5 15	
								101	A	Ohio St.	2 6	
								101	A	Ohio St.	5 13	
								101	A	Ohio St.	2 11	
								105	A	UCF	7 12	
								105	H	UCF	17 3	
								146	N	Milwaukee	0 11	
								148	A	Florida A&M	3 15	
								148	A	Florida A&M	3 5	
								148	A	Florida A&M	1 2	
								148	H	Florida A&M	3 6	
								148	H	Florida A&M	6 5	
								148	H	Florida A&M	7 5	
								162	A	FIU	3 4	
								162	H	FIU	8 21	
								166	H	Stetson	2 11	
								180	A	South Fla.	2 6	
								180	H	South Fla.	10 3	
								222	H	Quinnipiac	8 3	
								238	H	Murray St.	3 2	
								238	H	Murray St.	0 5	
								238	H	Murray St.	6 0	
								260	A	N.C. Central	13 4	
								260	A	N.C. Central	11 3	
								260	A	N.C. Central	3 4	
								289	H	Savannah St.	3 0	
								289	H	Savannah St.	7 6	
								289	H	Savannah St.	12 7	
LAST 15 GAMES												
180	A	South Fla.	2 6	289	H	Savannah St.	12 7	260	A	N.C. Central	11 3	
148	H	Florida A&M	7 5	76	A	North Florida	6 12	260	A	N.C. Central	3 4	
148	H	Florida A&M	3 6	101	A	Ohio St.	5 13	289	H	Savannah St.	3 0	
148	H	Florida A&M	6 5					289	H	Savannah St.	7 6	
162	A	FIU	3 4					289	H	Savannah St.	12 7	

Non-Div. I Games:

Bethune-Cookman

289 H Savannah St.	7	6
289 H Savannah St.	3	0

RPI	S	Opponent	Score	
290	H N.C.	A&T	4	2
290	H N.C.	A&T	10	14
290	H N.C.	A&T	9	7

Bethune-Cookman

B
e
t
h
u
n
e
-
C
o
o
k
m
a
n

B
e
t
h
u
n
e
-
C
o
o
k
m
a
n

Average RPI Win:	243	WON-LOST RECORD	WINNING PCT. RANK	LAST 15 GAMES	STRENGTH OF SCHEDULE	OPP. STRENGTH OF SCHEDULE	TEAM RPI	ADJ RPI	CONF. RPI	ADJ CONF. RPI	
DIV. I ONLY	17-13-1	.56452	107	8-7-0	293	242	215	.46079	215	24	23
DIV. I NON-CONF.	13-8-1	.61364	78	4-3-0	299	242	228	.45807	227	27	27
<hr/>											
TOTALS	RPI 1-25	RPI 26-50		W-L RECORDS		RPI 51-100		RPI 101-150		RPI 150+	
17-13-1	0-0-0	0-0-0		OVERALL		0-3-0		0-0-0		17-10-1	
5-2-1	0-0-0	0-0-0		HOME		0-0-0		0-0-0		5-2-1	
6-10-0	0-0-0	0-0-0		AWAY		0-3-0		0-0-0		6-7-0	
6-1-0	0-0-0	0-0-0		NEUTRAL		0-0-0		0-0-0		6-1-0	
<hr/>											
13-8-1	0-0-0	0-0-0		NON-CONFERENCE		0-0-0		0-0-0		13-8-1	
3-1-1	0-0-0	0-0-0		HOME		0-0-0		0-0-0		3-1-1	
4-6-0	0-0-0	0-0-		AWAY		0-0-0		0-0-0		4-6-0	
6-1-0	0-0-0	0-0-0		NEUTRAL		0-0-0		0-0-0		6-1-0	
<hr/>											
4-5-0	0-0-0	0-0-0		CONFERENCE		0-3-0		0-0-0		4-2-0	
2-1-0	0-0-0	0-0-0		HOME		0-0-0		0-0-0		2-1-0	
2-4-0	0-0-0	0-0-0		AWAY		0-3-0		0-0-0		2-1-0	
0-0-0	0-0-0	0-0-0		NEUTRAL		0-0-0		0-0-0		0-0-0	
<hr/>											
RPI	S	Opponent	Score	RPI	S	Opponent	Score	RPI	S	Opponent	Score
				77 A VCU				5	6	165 N North Dakota St.	2 0
				77 A VCU				1	4	165 N North Dakota St.	6 1
				77 A VCU				2	3	196 A Niagara	8 3
										196 A Niagara	3 5
										196 H Niagara	1 1
										196 H Niagara	3 4
										206 A James Madison	5 7
										206 A James Madison	1 4
										216 N Central Conn. St.	6 2
										216 N Central Conn. St.	0 3
										216 N Central Conn. St.	8 1
										241 A Dayton	6 3
										241 A Dayton	12 13
										241 A Dayton	4 3
										248 H Buffalo	2 1
										248 H Buffalo	9 2
										254 H Bucknell	6 4
										257 A Villanova	2 5
										257 A Villanova	3 7
										265 N Maine	4 3
						265 N Maine	9 2				
				LAST 15 GAMES				271 H Massachusetts	7 3		
241 A Dayton				12	13	271 H Massachusetts	2 3	271 H Massachusetts	5 3		
241 A Dayton				6	3	254 H Bucknell	6 4	271 H Massachusetts	2 3		
241 A Dayton				4	3	257 A Villanova	3 7	289 A Savannah St.	7 4		
196 A Niagara				8	3			289 A Savannah St.	9 2		
196 A Niagara				3	5			289 A Savannah St.	1 7		

Non-Div. I Games:

St. Bonaventure

271	H	Massachusetts	7	3
271	H	Massachusetts	5	3

RPI	S	Opponent	Score	
289	A	Savannah St.	10	1

St. Bonaventure

S
t
.
B
o
n
a
v
e
n
t
u
r
e

S
t
.
B
o
n
a
v
e
n
t
u
r
e

Average RPI Win:	215	WON-LOST	WINNING	LAST 15		STRENGTH OF	OPP. STRENGTH	TEAM	ADJ	CONF.	ADJ CONF.				
Average RPI Loss:	159	RECORD	PCT. RANK	GAMES		SCHEDULE	OF SCHEDULE	RPI	RPI	RPI	RPI				
DIV. I ONLY		15-20-0	.42857	201	8-7-0	188	283	216	.46041	216	27	27			
DIV. I NON-CONF.		8-11-0	.42105	198	1-2-0	146	290	192	.47583	192	28	28			
<hr/>															
TOTALS	RPI 1-25	RPI 26-50		W-L RECORDS		RPI 51-100		RPI 101-150		RPI 150+					
15-20-0	0-0-0	0-4-0		OVERALL		1-1-0		1-4-0		13-11-0					
5-9-0	0-0-0	0-4-0		HOME		0-1-0		0-0-0		5-4-0					
8-8-0	0-0-0	0-0-0		AWAY		1-0-0		0-3-0		7-5-0					
2-3-0	0-0-0	0-0-0		NEUTRAL		0-0-0		1-1-0		1-2-0					
8-11-0	0-0-0	0-0-0		NON-CONFERENCE		1-1-0		1-4-0		6-6-0					
2-4-0	0-0-0	0-0-0		HOME		0-1-0		0-0-0		2-3-0					
4-4-0	0-0-0	0-0-		AWAY		1-0-0		0-3-0		3-1-0					
2-3-0	0-0-0	0-0-0		NEUTRAL		0-0-0		1-1-0		1-2-0					
7-9-0	0-0-0	0-4-0		CONFERENCE		0-0-0		0-0-0		7-5-0					
3-5-0	0-0-0	0-4-0		HOME		0-0-0		0-0-0		3-1-0					
4-4-0	0-0-0	0-0-0		AWAY		0-0-0		0-0-0		4-4-0					
0-0-0	0-0-0	0-0-0		NEUTRAL		0-0-0		0-0-0		0-0-0					
RPI	S	Opponent	Score	RPI	S	Opponent	Score	RPI	S	Opponent	Score				
				40	H	Bryant	1 6	66	H	Hartford	9 11				
				40	H	Bryant	4 5	72	A	UConn	8 4				
				40	H	Bryant	0 7			121	N	Evansville	0 5		
				40	H	Bryant	1 8			121	N	Evansville	9 5		
										134	A	Rhode Island	1 5		
										136	A	Liberty	1 5		
										136	A	Liberty	5 7		
										159	A	Sacred Heart	2 3		
										159	A	Sacred Heart	11 4		
										159	A	Sacred Heart	4 5		
										159	A	Sacred Heart	4 7		
										167	A	Navy	8 1		
										167	A	Navy	9 2		
										167	A	Navy	3 2		
										203	H	Albany (NY)	1 6		
										215	N	St. Bonaventure	2 6		
										215	N	St. Bonaventure	3 0		
										215	N	St. Bonaventure	1 8		
										222	H	Quinnipiac	5 9		
										245	A	Wagner	8 2		
										245	A	Wagner	2 0		
										245	A	Wagner	2 16		
										245	A	Wagner	5 4		
				LAST 15 GAMES						262	H	Siena	6 5		
				262	H	Siena	6 5	296	H	Mt. St. Mary's	6 0	271	A	Massachusetts	5 6
				159	A	Sacred Heart	4 7	296	H	Mt. St. Mary's	2 0	278	H	Iona	5 4
				159	A	Sacred Heart	4 5	296	H	Mt. St. Mary's	19 4	278	H	Iona	3 6
				159	A	Sacred Heart	2 3			296	H	Mt. St. Mary's	6 0		
				159	A	Sacred Heart	11 4			296	H	Mt. St. Mary's	2 0		

Non-Div. I Games:

Central Conn. St.

271	A	Massachusetts	5	6
296	H	Mt. St. Mary's	4	6

RPI	S	Opponent	Score	
296	H	Mt. St. Mary's	19	4
296	H	Mt. St. Mary's	4	6

Central Conn. St.

C
e
n
t
r
a
l
C
o
n
n
.
S
t
.

C
e
n
t
r
a
l
C
o
n
n
.
S
t
.

266 A Incarnate Word	5	7
266 A Incarnate Word	8	4

N
i
c
h
o
l
l
i
s
s
t
.

N
i
c
h
o
l
l
i
s
s
t
.

VMI				Through Games Of April 20, 2016											
Average RPI Win: 208		WON-LOST RECORD	WINNING PCT. RANK	LAST 15 GAMES	STRENGTH OF SCHEDULE	OPP. STRENGTH OF SCHEDULE	TEAM RPI	ADJ RPI	CONF. RPI	ADJ CONF. RPI					
Average RPI Loss: 120															
DIV. I ONLY		18-23-0	.43902	196	4-11-0	193	176	219	.45935	218	15	15			
DIV. I NON-CONF.		16-13-0	.55172	122	3-2-0	240	201	197	.47379	197	16	16			
<hr/>															
TOTALS		RPI 1-25	RPI 26-50		W-L RECORDS		RPI 51-100		RPI 101-150		RPI 150+				
18-23-0		0-0-0	0-5-0		OVERALL		2-8-0		2-3-0		14-7-0				
14-10-0		0-0-0	0-0-0		HOME		1-4-0		2-2-0		11-4-0				
2-12-0		0-0-0	0-5-0		AWAY		1-4-0		0-1-0		1-2-0				
2-1-0		0-0-0	0-0-0		NEUTRAL		0-0-0		0-0-0		2-1-0				
16-13-0		0-0-0	0-2-0		NON-CONFERENCE		1-3-0		2-3-0		13-5-0				
13-5-0		0-0-0	0-0-0		HOME		1-1-0		2-2-0		10-2-0				
1-7-0		0-0-0	0-0-		AWAY		0-2-0		0-1-0		1-2-0				
2-1-0		0-0-0	0-0-0		NEUTRAL		0-0-0		0-0-0		2-1-0				
2-10-0		0-0-0	0-3-0		CONFERENCE		1-5-0		0-0-0		1-2-0				
1-5-0		0-0-0	0-0-0		HOME		0-3-0		0-0-0		1-2-0				
1-5-0		0-0-0	0-3-0		AWAY		1-2-0		0-0-0		0-0-0				
0-0-0		0-0-0	0-0-0		NEUTRAL		0-0-0		0-0-0		0-0-0				
RPI	S	Opponent	Score	RPI	S	Opponent	Score	RPI	S	Opponent	Score	RPI	S	Opponent	Score
				43	A	Wake Forest	4 8	53	A	Old Dominion	2 8	131	A	Longwood	9 10
				44	A	UNCG	4 10	53	A	Old Dominion	5 6	131	H	Longwood	2 5
				44	A	UNCG	1 6	53	H	Old Dominion	8 6	145	H	Binghamton	15 9
				44	A	UNCG	6 11	77	H	VCU	7 11	145	H	Binghamton	2 1
				46	A	Virginia	1 18	90	H	Western Caro.	11 14	145	H	Binghamton	10 15
								90	H	Western Caro.	1 7	152	N	Georgetown	4 0
								90	H	Western Caro.	7 21	188	A	Richmond	3 15
								97	A	Mercer	4 3	191	A	Radford	8 7
								97	A	Mercer	2 7	194	N	UMBC	4 5
								97	A	Mercer	6 10	194	N	UMBC	9 3
												195	H	Virginia Tech	5 3
												206	A	James Madison	10 11
												206	H	James Madison	8 12
												229	H	The Citadel	2 10
												229	H	The Citadel	2 4
												229	H	The Citadel	8 3
												235	H	Lafayette	8 2
												235	H	Lafayette	8 5
												235	H	Lafayette	4 2
												236	H	Rider	4 1
												236	H	Rider	5 2
												236	H	Rider	1 2
												286	H	George Mason	20 17
												293	H	UMES	23 2
												293	H	UMES	7 3
												293	H	UMES	14 1
<hr/>															
LAST 15 GAMES															
				53	H	Old Dominion	8 6	90	H	Western Caro.	1 7	286	H	George Mason	20 17
				97	A	Mercer	2 7	191	A	Radford	8 7	293	H	UMES	23 2
				97	A	Mercer	4 3	44	A	UNCG	1 6	293	H	UMES	7 3
				97	A	Mercer	6 10					293	H	UMES	14 1
				206	A	James Madison	10 11								

Non-Div. I Games:

VMI

90 H Western Caro.	11	14
90 H Western Caro.	7	21

V
M
I

V
M
I

Average RPI Win: 204		WON-LOST	WINNING	LAST 15	STRENGTH OF		OPP. STRENGTH	TEAM	ADJ	CONF.	ADJ CONF.
Average RPI Loss: 167		RECORD	PCT. RANK	GAMES	SCHEDULE		OF SCHEDULE	RPI	RPI	RPI	RPI
DIV. I ONLY		17-21-0	.44737	187	7-8-0		211	244	220	.45893	219
DIV. I NON-CONF.		10-13-0	.43478	187	1-5-0		215	280	222	.45938	221
TOTALS		RPI 1-25	RPI 26-50		W-L RECORDS		RPI 51-100		RPI 101-150		RPI 150+
17-21-0	1-2-0	0-0-0		OVERALL		3-6-0		1-2-0		12-11-0	
8-11-0	0-0-0	0-0-0		HOME		2-4-0		1-2-0		5-5-0	
6-10-0	1-2-0	0-0-0		AWAY		0-2-0		0-0-0		5-6-0	
3-0-0	0-0-0	0-0-0		NEUTRAL		1-0-0		0-0-0		2-0-0	
10-13-0	1-2-0	0-0-0		NON-CONFERENCE		1-2-0		1-2-0		7-7-0	
4-6-0	0-0-0	0-0-0		HOME		0-0-0		1-2-0		3-4-0	
3-7-0	1-2-0	0-0-		AWAY		0-2-0		0-0-0		2-3-0	
3-0-0	0-0-0	0-0-0		NEUTRAL		1-0-0		0-0-0		2-0-0	
7-8-0	0-0-0	0-0-0		CONFERENCE		2-4-0		0-0-0		5-4-0	
4-5-0	0-0-0	0-0-0		HOME		2-4-0		0-0-0		2-1-0	
3-3-0	0-0-0	0-0-0		AWAY		0-0-0		0-0-0		3-3-0	
0-0-0	0-0-0	0-0-0		NEUTRAL		0-0-0		0-0-0		0-0-0	
RPI S	Opponent	Score		RPI S	Opponent	Score		RPI S	Opponent	Score	
2 A	Louisville	2	14					121 H	Evansville	6	5
17 A	Mississippi St.	16	12					121 H	Evansville	2	10
25 A	UNCW	7	10					121 H	Evansville	0	4
								202 N	South Dakota St.	10	1
								202 N	South Dakota St.	6	4
								224 A	Belmont	2	1
								224 A	Belmont	5	6
								224 A	Belmont	5	6
								227 A	Lipscomb	2	3
								227 A	Lipscomb	13	7
								227 A	Lipscomb	2	4
								234 H	SIUE	12	1
								234 H	SIUE	3	7
								234 H	SIUE	8	4
								241 A	Dayton	2	5
								244 H	Ohio	4	10
								275 H	ETSU	8	17
								277 A	UT Martin	6	20
								277 A	UT Martin	16	1
								277 A	UT Martin	5	4
								293 H	UMES	14	3
								293 H	UMES	20	2
								293 H	UMES	4	5
								293 H	UMES	17	1
								298 A	Alabama A&M	11	6
								298 H	Alabama A&M	1	3
LAST 15 GAMES				275 H	ETSU	8	17	277 A	UT Martin	5	4
				100 A	Marshall	0	6	277 A	UT Martin	6	20
				234 H	SIUE	12	1	244 H	Ohio	4	10
				234 H	SIUE	3	7				
				234 H	SIUE	8	4				

Non-Div. I Games:

Eastern Ky.

298	H	Alabama A&M	1	3
277	A	UT Martin	16	1

E
a
s
t
e
r
n
K
Y
.

E
a
s
t
e
r
n
K
Y
.

Average RPI Win: 214		WON-LOST RECORD		WINNING PCT. RANK		LAST 15 GAMES		STRENGTH OF SCHEDULE		OPP. STRENGTH OF SCHEDULE		TEAM RPI		ADJ RPI		CONF. RPI		ADJ CONF. RPI		
DIV. I ONLY		12-22-0		.35294	242	4-9-0		175		150		217		.45859		220	11		11	
DIV. I NON-CONF.		7-10-0		.41176	202	2-1-0		209		203		212		.46433		212	10		10	
TOTALS		RPI 1-25		RPI 26-50		W-L RECORDS		RPI 51-100		RPI 101-150		RPI 150+								
12-22-0		0-1-0		0-0-0		OVERALL		0-7-0		3-7-0		9-7-0								
6-9-0		0-0-0		0-0-0		HOME		0-4-0		0-2-0		6-3-0								
6-13-0		0-1-0		0-0-0		AWAY		0-3-0		3-5-0		3-4-0								
0-0-0		0-0-0		0-0-0		NEUTRAL		0-0-0		0-0-0		0-0-0								
7-10-0		0-1-0		0-0-0		NON-CONFERENCE		0-1-0		2-5-0		5-3-0								
3-5-0		0-0-0		0-0-0		HOME		0-1-0		0-2-0		3-2-0								
4-5-0		0-1-0		0-0-		AWAY		0-0-0		2-3-0		2-1-0								
0-0-0		0-0-0		0-0-0		NEUTRAL		0-0-0		0-0-0		0-0-0								
5-12-0		0-0-0		0-0-0		CONFERENCE		0-6-0		1-2-0		4-4-0								
3-4-0		0-0-0		0-0-0		HOME		0-3-0		0-0-0		3-1-0								
2-8-0		0-0-0		0-0-0		AWAY		0-3-0		1-2-0		1-3-0								
0-0-0		0-0-0		0-0-0		NEUTRAL		0-0-0		0-0-0		0-0-0								
RPI	S	Opponent		Score		RPI	S	Opponent		Score		RPI	S	Opponent		Score				
4	A	Texas A&M		3	13							52	H	Lamar		1	5			
												52	H	Lamar		0	1			
												52	H	Lamar		12	15			
												54	H	Michigan St.		3	9			
												63	A	Southeastern La.		0	4			
												63	A	Southeastern La.		1	3			
												63	A	Southeastern La.		0	5			

Non-Div. I Games: Houston-Victoria 15 5 Houston-Victoria 5 9

A&M-Corpus Christi

52 H Lamar	12	15
52 H Lamar	1	5

A
&
M
-
C
o
r
p
u
s
C
h
r
i
s
t
i

A
&
M
-
C
o
r
p
u
s
C
h
r
i
s
t
i

Average RPI Win: 204		WON-LOST	WINNING	LAST 15	STRENGTH OF		OPP. STRENGTH	TEAM	ADJ		CONF.	ADJ CONF.		
Average RPI Loss: 164		RECORD	PCT. RANK	GAMES	SCHEDULE		OF SCHEDULE	RPI	RPI		RPI	RPI		
DIV. I ONLY		12-22-1	.35714	241	7-7-0		155	273	222	.45777	221	23	24	
DIV. I NON-CONF.		5-17-1	.23913	272	1-2-0		68	283	229	.45682	229	23	23	
TOTALS		RPI 1-25	RPI 26-50		W-L RECORDS		RPI 51-100		RPI 101-150		RPI 150+			
12-22-1	0-3-0	0-0-0		OVERALL		2-2-0		0-0-0		10-17-1				
7-7-0	0-0-0	0-0-0		HOME		2-0-0		0-0-0		5-7-0				
5-15-1	0-3-0	0-0-0		AWAY		0-2-0		0-0-0		5-10-1				
0-0-0	0-0-0	0-0-0		NEUTRAL		0-0-0		0-0-0		0-0-0				
5-17-1	0-3-0	0-0-0		NON-CONFERENCE		0-2-0		0-0-0		5-12-1				
2-4-0	0-0-0	0-0-0		HOME		0-0-0		0-0-0		2-4-0				
3-13-1	0-3-0	0-0-		AWAY		0-2-0		0-0-0		3-8-1				
0-0-0	0-0-0	0-0-0		NEUTRAL		0-0-0		0-0-0		0-0-0				
7-5-0	0-0-0	0-0-0		CONFERENCE		2-0-0		0-0-0		5-5-0				
5-3-0	0-0-0	0-0-0		HOME		2-0-0		0-0-0		3-3-0				
2-2-0	0-0-0	0-0-0		AWAY		0-0-0		0-0-0		2-2-0				
0-0-0	0-0-0	0-0-0		NEUTRAL		0-0-0		0-0-0		0-0-0				
RPI	S	Opponent	Score		RPI	S	Opponent	Score		RPI	S	Opponent	Score	
4	A	Texas A&M	5	12						152	A	Georgetown	4	5
4	A	Texas A&M	2	10						72	A	UConn	2	8
4	A	Texas A&M	0	13						74	H	Princeton	6	1
										74	H	Princeton	6	3
										167	A	Navy	2	3
										167	A	Navy	4	11
										167	A	Navy	2	2
										167	A	Navy	2	8
										204	H	Holy Cross	1	8
										204	H	Holy Cross	10	5
										204	H	Holy Cross	2	4
										207	H	Fairfield	2	1
										207	H	Fairfield	1	2
										212	A	George Washington	1	6
										222	A	Quinnipiac	8	6
										223	A	Penn	2	3
										223	A	Penn	3	19
										225	A	Columbia	14	5
										225	A	Columbia	9	7
										233	H	Harvard	1	9
										233	H	Harvard	2	5
										233	H	Harvard	3	6
										233	H	Harvard	3	2
										239	H	Cornell	9	8
										239	H	Cornell	4	2
										254	A	Bucknell	5	4
										254	A	Bucknell	9	13
										254	A	Bucknell	10	0
LAST 15 GAMES														
				233	H	Harvard	2	5		74	H	Princeton	6	1
				233	H	Harvard	1	9		74	H	Princeton	6	3
				233	H	Harvard	3	6		207	H	Fairfield	2	1
				233	H	Harvard	3	2						
				159	A	Sacred Heart	0	7						

Non-Div. I Games: Wesleyan (CT) 15 2

Yale

Yale

239	H	Cornell	9	8
239	H	Cornell	4	2

Through Games Of April 20, 2016

RPI	S	Opponent	Score	
254	A	Bucknell	0	5

Yale

Y
a
l
e

Y
a
l
e

Average RPI Win:	206	WON-LOST RECORD	WINNING PCT. RANK	LAST 15 GAMES	STRENGTH OF SCHEDULE	OPP. STRENGTH OF SCHEDULE	TEAM RPI	ADJ RPI	CONF. RPI	ADJ CONF. RPI	
Average RPI Loss:	167										
DIV. I ONLY	13-21-0	.38235	230	7-7-0	274	179	223	.45736	222	28	28
DIV. I NON-CONF.	9-16-0	.36	223	3-5-0	251	99	193	.4758	193	26	26
<hr/>											
TOTALS	RPI 1-25	RPI 26-50		W-L RECORDS		RPI 51-100		RPI 101-150		RPI 150+	
13-21-0	0-0-0	0-0-0		OVERALL		3-5-0		0-3-0		10-13-0	
3-1-0	0-0-0	0-0-0		HOME		0-0-0		0-0-0		3-1-0	
10-20-0	0-0-0	0-0-0		AWAY		3-5-0		0-3-0		7-12-0	
0-0-0	0-0-0	0-0-0		NEUTRAL		0-0-0		0-0-0		0-0-0	
9-16-0	0-0-0	0-0-0		NON-CONFERENCE		3-5-0		0-3-0		6-8-0	
0-1-0	0-0-0	0-0-0		HOME		0-0-0		0-0-0		0-1-0	
9-15-0	0-0-0	0-0-		AWAY		3-5-0		0-3-0		6-7-0	
0-0-0	0-0-0	0-0-0		NEUTRAL		0-0-0		0-0-0		0-0-0	
4-5-0	0-0-0	0-0-0		CONFERENCE		0-0-0		0-0-0		4-5-0	
3-0-0	0-0-0	0-0-0		HOME		0-0-0		0-0-0		3-0-0	
1-5-0	0-0-0	0-0-0		AWAY		0-0-0		0-0-0		1-5-0	
0-0-0	0-0-0	0-0-0		NEUTRAL		0-0-0		0-0-0		0-0-0	
RPI	S	Opponent	Score	RPI	S	Opponent	Score	RPI	S	Opponent	Score
						66 A Hartford	7 5	119 A Seton Hall	1	5	
						76 A North Florida	5 6	119 A Seton Hall	2	14	
						76 A North Florida	8 12	119 A Seton Hall	1	4	
						76 A North Florida	3 0	164 A Northeastern	9	12	
						89 A FGCU	10 9	193 A Marist	2	5	
						89 A FGCU	4 10	193 A Marist	2	4	
						89 A FGCU	4 8	193 A Marist	0	6	
						89 A FGCU	3 10	195 A Virginia Tech	3	4	
								195 A Virginia Tech	4	13	
								195 A Virginia Tech	2	5	
								195 A Virginia Tech	4	2	
								203 A Albany (NY)	14	24	
								205 A Dartmouth	5	4	
								214 A Bethune-Cookman	3	8	
								216 A Central Conn. St.	9	5	
								221 H Yale	6	8	
								246 A Appalachian St.	3	2	
								246 A Appalachian St.	7	2	
								246 A Appalachian St.	4	3	
								246 A Appalachian St.	7	10	
								262 A Siena	7	8	
								262 A Siena	2	3	
								262 A Siena	7	0	
								278 H Iona	2	0	
								216 A Central Conn. St.	9	5	
								278 H Iona	4	3	
								278 H Iona	3	2	

Non-Div. I Games:

Quinnipiac

66	A	Hartford	7	5
262	A	Siena	7	8

Q
u
i
n
n
i
p
i
a
c

Q
u
i
n
n
i
p
i
a
c

Average RPI Win: 203		WON-LOST RECORD	WINNING PCT. RANK	LAST 15 GAMES	STRENGTH OF SCHEDULE	OPP. STRENGTH OF SCHEDULE	TEAM RPI	ADJ RPI		CONF. RPI	ADJ CONF. RPI	
Average RPI Loss: 173												
DIV. I ONLY		15-18-0	.45455 183	8-7-0	266	203	224	.45715	223	23	24	
DIV. I NON-CONF.		9-12-0	.42857 190	2-1-0	267	223	246	.44749	246	23	23	
<hr/>												
TOTALS		RPI 1-25		RPI 26-50		W-L RECORDS		RPI 51-100		RPI 101-150		RPI 150+
15-18-0		0-0-0		0-0-0		OVERALL		2-5-0		2-1-0		11-12-0
7-4-0		0-0-0		0-0-0		HOME		0-0-0		2-1-0		5-3-0
7-10-0		0-0-0		0-0-0		AWAY		2-5-0		0-0-0		5-5-0
1-4-0		0-0-0		0-0-0		NEUTRAL		0-0-0		0-0-0		1-4-0
9-12-0		0-0-0		0-0-0		NON-CONFERENCE		1-2-0		2-1-0		6-9-0
4-3-0		0-0-0		0-0-0		HOME		0-0-0		2-1-0		2-2-0
4-5-0		0-0-0		0-0-		AWAY		1-2-0		0-0-0		3-3-0
1-4-0		0-0-0		0-0-0		NEUTRAL		0-0-0		0-0-0		1-4-0
6-6-0		0-0-0		0-0-0		CONFERENCE		1-3-0		0-0-0		5-3-0
3-1-0		0-0-0		0-0-0		HOME		0-0-0		0-0-0		3-1-0
3-5-0		0-0-0		0-0-0		AWAY		1-3-0		0-0-0		2-2-0
0-0-0		0-0-0		0-0-0		NEUTRAL		0-0-0		0-0-0		0-0-0
RPI	S	Opponent	Score	RPI	S	Opponent	Score	RPI	S	Opponent	Score	
						74 A Princeton	2 7			145 H Binghamton	6 2	
						74 A Princeton	1 5			145 H Binghamton	1 0	
						74 A Princeton	1 3			145 H Binghamton	0 7	
						74 A Princeton	5 2			152 N Georgetown	6 11	
						76 A North Florida	3 2			152 N Georgetown	1 9	
						76 A North Florida	3 5			152 N Georgetown	2 4	
						76 A North Florida	5 17			204 N Holy Cross	3 5	
										204 N Holy Cross	4 3	
										205 A Dartmouth	11 1	
										205 A Dartmouth	1 2	
										221 H Yale	3 2	
										221 H Yale	19 3	
										233 A Harvard	6 5	
										233 A Harvard	2 3	
										235 A Lafayette	12 2	
										235 A Lafayette	4 5	
										235 A Lafayette	6 5	
										235 H Lafayette	1 3	
										235 H Lafayette	7 5	
										252 H Brown	3 1	
										252 H Brown	5 8	
										257 A Villanova	1 6	
										257 H Villanova	4 9	
										258 A NYIT	5 6	
										279 A Lehigh	11 4	
										281 H La Salle	7 3	
				LAST 15 GAMES								
						281 H La Salle	7 3			233 A Harvard	2 3	
						74 A Princeton	5 2			205 A Dartmouth	11 1	
						74 A Princeton	1 5			205 A Dartmouth	1 2	
						74 A Princeton	1 3					
						74 A Princeton	2 7					

Non-Div. I Games:

Penn

258	A	NYIT	5	6
233	A	Harvard	6	5

P
e
n
n

P
e
n
n

Average RPI Win:	222	WON-LOST RECORD	WINNING PCT. RANK	LAST 15 GAMES	STRENGTH OF SCHEDULE	OPP. STRENGTH OF SCHEDULE	TEAM RPI	ADJ RPI	CONF. RPI	ADJ CONF. RPI					
DIV. I ONLY		20-16-0	.55556	113	7-8-0	278	132	225	.45692	224	21	21			
DIV. I NON-CONF.		11-10-0	.52381	134	1-3-0	282	169	258	.43898	257	22	22			
<hr/>															
TOTALS	RPI 1-25	RPI 26-50		W-L RECORDS		RPI 51-100		RPI 101-150		RPI 150+					
20-16-0	0-1-0	0-0-0		OVERALL		2-6-0		1-4-0		17-5-0					
15-10-0	0-0-0	0-0-0		HOME		1-3-0		0-3-0		14-4-0					
5-5-0	0-0-0	0-0-0		AWAY		1-3-0		1-1-0		3-1-0					
0-1-0	0-1-0	0-0-0		NEUTRAL		0-0-0		0-0-0		0-0-0					
11-10-0	0-1-0	0-0-0		NON-CONFERENCE		0-2-0		1-4-0		10-3-0					
9-7-0	0-0-0	0-0-0		HOME		0-1-0		0-3-0		9-3-0					
2-2-0	0-0-0	0-0-		AWAY		0-1-0		1-1-0		1-0-0					
0-1-0	0-1-0	0-0-0		NEUTRAL		0-0-0		0-0-0		0-0-0					
9-6-0	0-0-0	0-0-0		CONFERENCE		2-4-0		0-0-0		7-2-0					
6-3-0	0-0-0	0-0-0		HOME		1-2-0		0-0-0		5-1-0					
3-3-0	0-0-0	0-0-0		AWAY		1-2-0		0-0-0		2-1-0					
0-0-0	0-0-0	0-0-0		NEUTRAL		0-0-0		0-0-0		0-0-0					
RPI	S	Opponent	Score		RPI	S	Opponent	Score		RPI	S	Opponent	Score		
14	N	Vanderbilt	2	8						68	H	Austin Peay	3	6	
										68	H	Austin Peay	5	6	
										68	H	Austin Peay	15	0	
										83	A	Western Ky.	2	3	
										83	H	Western Ky.	4	10	
										98	A	Morehead St.	11	12	
										98	A	Morehead St.	20	8	
										98	A	Morehead St.	0	9	
										227	A	Lipscomb	5	3	
										227	H	Lipscomb	23	6	
										232	H	Northern Ill.	15	13	
										232	H	Northern Ill.	1	4	
										232	H	Northern Ill.	5	4	
										234	A	SIUE	12	0	
										234	A	SIUE	6	5	
										234	A	SIUE	8	9	
										242	H	Youngstown St.	3	7	
										242	H	Youngstown St.	4	3	
										242	H	Youngstown St.	12	6	
										251	H	Illinois St.	13	10	
										251	H	Illinois St.	5	23	
										251	H	Illinois St.	7	5	
										255	H	Army West Point	20	7	
										263	H	Western Mich.	3	1	
										277	H	UT Martin	23	7	
										277	H	UT Martin	10	8	
										277	H	UT Martin	7	3	
LAST 15 GAMES															
83	A	Western Ky.	2	3	234	A	SIUE	8	9	251	H	Illinois St.	7	5	
68	H	Austin Peay	3	6	128	A	Southern Ill.	1	11	263	H	Western Mich.	3	1	
68	H	Austin Peay	5	6	277	H	UT Martin	7	3	277	H	UT Martin	23	7	
68	H	Austin Peay	15	0						277	H	UT Martin	10	8	
227	A	Lipscomb	5	3						277	H	UT Martin	7	3	

Non-Div. I Games:

Belmont

234 A SIUE	12	0
234 A SIUE	6	5

B
e
l
m
o
n
t

B
e
l
m
o
n
t

Average RPI Win:	168	WON-LOST RECORD	WINNING PCT. RANK	LAST 15 GAMES	STRENGTH OF SCHEDULE	OPP. STRENGTH OF SCHEDULE	TEAM RPI	ADJ RPI	CONF. RPI	ADJ CONF. RPI	
Average RPI Loss:	143										
DIV. I ONLY	10-22-0	.3125	261	5-10-0	196	164	226	.45666	225	23	24
DIV. I NON-CONF.	6-14-0	.3	253	1-2-0	84	54	161	.49471	161	23	23
<hr/>											
TOTALS	RPI 1-25	RPI 26-50		W-L RECORDS	RPI 51-100		RPI 101-150		RPI 150+		
10-22-0	0-0-0	0-0-0		OVERALL	4-9-0		0-4-0		6-9-0		
4-3-0	0-0-0	0-0-0		HOME	1-0-0		0-0-0		3-3-0		
6-19-0	0-0-0	0-0-0		AWAY	3-9-0		0-4-0		3-6-0		
0-0-0	0-0-0	0-0-0		NEUTRAL	0-0-0		0-0-0		0-0-0		
<hr/>											
6-14-0	0-0-0	0-0-0		NON-CONFERENCE	4-9-0		0-4-0		2-1-0		
2-1-0	0-0-0	0-0-0		HOME	1-0-0		0-0-0		1-1-0		
4-13-0	0-0-0	0-0-		AWAY	3-9-0		0-4-0		1-0-0		
0-0-0	0-0-0	0-0-0		NEUTRAL	0-0-0		0-0-0		0-0-0		
<hr/>											
4-8-0	0-0-0	0-0-0		CONFERENCE	0-0-0		0-0-0		4-8-0		
2-2-0	0-0-0	0-0-0		HOME	0-0-0		0-0-0		2-2-0		
2-6-0	0-0-0	0-0-0		AWAY	0-0-0		0-0-0		2-6-0		
0-0-0	0-0-0	0-0-0		NEUTRAL	0-0-0		0-0-0		0-0-0		
<hr/>											
RPI S	Opponent	Score	RPI S	Opponent	Score	RPI S	Opponent	Score	RPI S	Opponent	Score
						64 A	Long Beach St.	1 4	112 A	Pepperdine	6 15
						64 A	Long Beach St.	8 6	112 A	Pepperdine	2 12
						64 A	Long Beach St.	2 7	112 A	Pepperdine	1 3
						64 A	Long Beach St.	3 8	112 A	Pepperdine	3 11
						72 A	UConn	0 3	153 H	St. John's (NY)	4 1
						72 A	UConn	3 4	205 A	Dartmouth	6 7
						72 H	UConn	4 3	205 A	Dartmouth	1 3
						82 A	Jacksonville	0 2	208 H	Fordham	1 4
						82 A	Jacksonville	5 4	221 H	Yale	5 14
						82 A	Jacksonville	9 8	221 H	Yale	7 9
						82 A	Jacksonville	0 1	233 A	Harvard	3 11
						93 A	San Diego	5 21	233 A	Harvard	4 3
						93 A	San Diego	3 6	239 A	Cornell	3 9
									239 A	Cornell	14 4
									239 A	Cornell	4 7
									239 A	Cornell	3 4
									252 H	Brown	10 2
									252 H	Brown	7 3
			255 A	Army West Point	13 3						
			LAST 15 GAMES								
			208 H	Fordham	1 4	233 A	Harvard	4 3			
			239 A	Cornell	3 4	233 A	Harvard	3 11			
			239 A	Cornell	4 7	153 H	St. John's (NY)	4 1			
			239 A	Cornell	14 4						
			239 A	Cornell	3 9						

Non-Div. I Games:

Columbia

205 A Dartmouth	6	7
205 A Dartmouth	1	3

C
o
l
u
m
b
i
a

C
o
l
u
m
b
i
a

Average RPI Win:	192	WON-LOST RECORD	WINNING PCT. RANK	LAST 15 GAMES		STRENGTH OF SCHEDULE	OPP. STRENGTH OF SCHEDULE	TEAM RPI	ADJ RPI	CONF. RPI	ADJ CONF. RPI
DIV. I ONLY		15-19-0	.44118 190	4-11-0		207	129	221	.45621 226	9	9
DIV. I NON-CONF.		10-9-0	.52632 133	1-2-0		246	272	249	.44506 250	9	9
<hr/>											
TOTALS	RPI 1-25	RPI 26-50		W-L RECORDS		RPI 51-100		RPI 101-150		RPI 150+	
15-19-0	1-5-0	0-2-0		OVERALL		2-1-0		5-8-0		7-3-0	
12-10-0	1-2-0	0-1-0		HOME		1-1-0		3-3-0		7-3-0	
3-9-0	0-3-0	0-1-0		AWAY		1-0-0		2-5-0		0-0-0	
0-0-0	0-0-0	0-0-0		NEUTRAL		0-0-0		0-0-0		0-0-0	
10-9-0	1-2-0	0-2-0		NON-CONFERENCE		2-1-0		0-1-0		7-3-0	
9-7-0	1-2-0	0-1-0		HOME		1-1-0		0-0-0		7-3-0	
1-2-0	0-0-0	0-0-		AWAY		1-0-0		0-1-0		0-0-0	
0-0-0	0-0-0	0-0-0		NEUTRAL		0-0-0		0-0-0		0-0-0	
5-10-0	0-3-0	0-0-0		CONFERENCE		0-0-0		5-7-0		0-0-0	
3-3-0	0-0-0	0-0-0		HOME		0-0-0		3-3-0		0-0-0	
2-7-0	0-3-0	0-0-0		AWAY		0-0-0		2-4-0		0-0-0	
0-0-0	0-0-0	0-0-0		NEUTRAL		0-0-0		0-0-0		0-0-0	
<hr/>											
RPI S	Opponent	Score		RPI S	Opponent	Score		RPI S	Opponent	Score	
13 A	La.-Lafayette	3	7	29 A	Georgia Tech	6	11	77 H	VCU	6	8
13 A	La.-Lafayette	2	4	29 H	Georgia Tech	5	11	97 A	Mercer	10	6
13 A	La.-Lafayette	1	4					97 H	Mercer	4	3
20 H	Minnesota	4	3								
20 H	Minnesota	0	3								
20 H	Minnesota	6	11								

Non-Div. I Games: Fairmont St.

8	5	Fairmont St.	1	2
---	---	--------------	---	---

Georgia St.

124 A Little Rock	2	15
124 A Little Rock	7	5

G
e
o
r
g
i
a
S
t
.

G
e
o
r
g
i
a
S
t
.

L
i
p
s
c
o
m
b

Lipscomb

231 H USC Upstate	5	4
231 H USC Upstate	7	6

L
i
p
s
c
o
m
b

L
i
p
s
c
o
m
b

Average RPI Win: 168		WON-LOST	WINNING	LAST 15	STRENGTH OF		OPP. STRENGTH	TEAM	ADJ		CONF.	ADJ CONF.
Average RPI Loss: 131		RECORD	PCT. RANK	GAMES	SCHEDULE		OF SCHEDULE	RPI	RPI		RPI	RPI
DIV. I ONLY		8-29-1	.22368	288	5-10-0		119	197	228		.45538	228
DIV. I NON-CONF.		5-23-1	.18966	285	2-5-0		82	118	215		.46255	215
TOTALS		RPI 1-25	RPI 26-50		W-L RECORDS		RPI 51-100		RPI 101-150		RPI 150+	
8-29-1		0-1-0	0-6-0		OVERALL		3-6-0		1-6-1		4-10-0	
1-4-0		0-0-0	0-0-0		HOME		0-1-0		0-0-0		1-3-0	
7-22-0		0-1-0	0-5-0		AWAY		3-5-0		1-5-0		3-6-0	
0-3-1		0-0-0	0-1-0		NEUTRAL		0-0-0		0-1-1		0-1-0	
5-23-1		0-1-0	0-6-0		NON-CONFERENCE		2-4-0		1-6-1		2-6-0	
0-2-0		0-0-0	0-0-0		HOME		0-1-0		0-0-0		0-1-0	
5-18-0		0-1-0	0-0-		AWAY		2-3-0		1-5-0		2-4-0	
0-3-1		0-0-0	0-1-0		NEUTRAL		0-0-0		0-1-1		0-1-0	
3-6-0		0-0-0	0-0-0		CONFERENCE		1-2-0		0-0-0		2-4-0	
1-2-0		0-0-0	0-0-0		HOME		0-0-0		0-0-0		1-2-0	
2-4-0		0-0-0	0-0-0		AWAY		1-2-0		0-0-0		1-2-0	
0-0-0		0-0-0	0-0-0		NEUTRAL		0-0-0		0-0-0		0-0-0	
RPI S	Opponent	Score	RPI S	Opponent	Score	RPI S	Opponent	Score	RPI S	Opponent	Score	
9 A	Florida St.	2 3	28 A	Michigan	1 2	81 A	Wright St.	9 3	101 A	Ohio St.	8 9	
			35 A	Notre Dame	3 10	81 A	Wright St.	1 8	101 N	Ohio St.	1 7	
			39 N	Pittsburgh	2 7	81 H	Wright St.	5 11	101 N	Ohio St.	5 5	
			45 A	Duke	2 3	82 A	Jacksonville	1 5	144 A	Indiana	1 5	
			45 A	Duke	1 2	82 A	Jacksonville	1 2	144 A	Indiana	3 1	
			45 A	Duke	1 6	82 A	Jacksonville	6 1	144 A	Indiana	6 9	
						96 A	Kent St.	4 1	144 A	Indiana	0 8	
						96 A	Kent St.	0 3	148 A	Florida A&M	4 12	
						96 A	Kent St.	1 2	174 A	Charlotte	0 8	
									174 A	Charlotte	4 12	
									174 A	Charlotte	3 2	
									174 A	Charlotte	8 9	
									196 N	Niagara	3 4	
									241 A	Dayton	6 14	
									241 H	Dayton	10 12	
									242 A	Youngstown St.	6 4	
									248 H	Buffalo	4 6	
									248 H	Buffalo	3 2	
									248 H	Buffalo	7 13	
									276 A	Bowling Green	3 7	
									276 A	Bowling Green	3 5	
									276 A	Bowling Green	4 2	
LAST 15 GAMES												
			28 A	Michigan	1 2	96 A	Kent St.	0 3				
			241 H	Dayton	10 12	242 A	Youngstown St.	6 4				
			81 H	Wright St.	5 11	276 A	Bowling Green	3 7				
			81 A	Wright St.	9 3							
			81 A	Wright St.	1 8							

Non-Div. I Games:

Toledo

96 A Kent St.	4	1
96 A Kent St.	1	2

T
o
l
e
d
o

T
o
l
e
d
o

44	H	UNCG	4	7
44	H	UNCG	7	5

RPI	S	Opponent	Score	
262	H	Siena	14	2

T
h
e
C
i
t
a
d
e
l

T
h
e
C
i
t
a
d
e
l

The Citadel

Average RPI Win:	150	WON-LOST RECORD	WINNING PCT. RANK	LAST 15 GAMES	STRENGTH OF SCHEDULE	OPP. STRENGTH OF SCHEDULE	TEAM RPI	ADJ RPI	CONF. RPI	ADJ CONF. RPI	
DIV. I ONLY		6-21-0	.22222 289	3-12-0	118	207	230	.45461 230	26	26	
DIV. I NON-CONF.		3-12-0	.2 281	0-3-0	173	49	239	.45027 239	25	25	
<hr/>											
TOTALS	RPI 1-25	RPI 26-50		W-L RECORDS	RPI 51-100		RPI 101-150		RPI 150+		
6-21-0	0-0-0	0-6-0		OVERALL	0-0-0		3-6-0		3-9-0		
1-2-0	0-0-0	0-0-0		HOME	0-0-0		1-2-0		0-0-0		
4-18-0	0-0-0	0-6-0		AWAY	0-0-0		2-4-0		2-8-0		
1-1-0	0-0-0	0-0-0		NEUTRAL	0-0-0		0-0-0		1-1-0		
3-12-0	0-0-0	0-6-0		NON-CONFERENCE	0-0-0		2-1-0		1-5-0		
0-0-0	0-0-0	0-0-0		HOME	0-0-0		0-0-0		0-0-0		
2-11-0	0-0-0	0-0-		AWAY	0-0-0		2-1-0		0-4-0		
1-1-0	0-0-0	0-0-0		NEUTRAL	0-0-0		0-0-0		1-1-0		
3-9-0	0-0-0	0-0-0		CONFERENCE	0-0-0		1-5-0		2-4-0		
1-2-0	0-0-0	0-0-0		HOME	0-0-0		1-2-0		0-0-0		
2-7-0	0-0-0	0-0-0		AWAY	0-0-0		0-3-0		2-4-0		
0-0-0	0-0-0	0-0-0		NEUTRAL	0-0-0		0-0-0		0-0-0		
RPI S	Opponent	Score	RPI S	Opponent	Score	RPI S	Opponent	Score	RPI S	Opponent	Score
			41 A	Creighton	0 5		102 A	Southern California	1 0		
			41 A	Creighton	1 7		102 A	Southern California	5 4		
			41 A	Creighton	1 7		102 A	Southern California	6 7		
			47 A	Alabama	2 5		122 H	Seattle	15 2		
			47 A	Alabama	1 2		122 H	Seattle	6 12		
			47 A	Alabama	1 7		122 H	Seattle	5 7		
							147 A	Sacramento St.	2 3		
							147 A	Sacramento St.	0 1		
							147 A	Sacramento St.	3 4		
							151 A	Utah Valley	13 7		
							151 A	Utah Valley	4 3		
							151 A	Utah Valley	9 10		
							165 A	North Dakota St.	4 15		
							175 A	Wichita St.	3 16		
							192 A	Kansas	0 7		
							202 A	South Dakota St.	3 5		
							253 N	Purdue	0 5		
							268 A	UTRGV	2 12		
							268 A	UTRGV	1 2		
							268 A	UTRGV	4 8		
							274 N	Saint Louis	7 2		
			LAST 15 GAMES								
			268 A	UTRGV	4 8	202 A	South Dakota St.	3 5			
			268 A	UTRGV	2 12	151 A	Utah Valley	4 3			
			268 A	UTRGV	1 2	151 A	Utah Valley	9 10			
			165 A	North Dakota St.	4 15						
			122 H	Seattle	15 2						

Non-Div. I Games:

North Dakota

122 H Seattle	6	12
122 H Seattle	5	7

N
o
r
t
h
D
a
k
o
t
a

N
o
r
t
h
D
a
k
o
t
a

Average RPI Win:		213	WON-LOST RECORD		WINNING PCT. RANK	LAST 15 GAMES		STRENGTH OF SCHEDULE		OPP. STRENGTH OF SCHEDULE	TEAM RPI	ADJ RPI	CONF. RPI	ADJ CONF. RPI
Average RPI Loss:		158												
DIV. I ONLY			18-20-0		.47368	162		7-8-0		248	165	231	.45411	231
DIV. I NON-CONF.			17-13-0		.56667	112		6-1-0		248	135	189	.47685	188
TOTALS		RPI 1-25	RPI 26-50		W-L RECORDS		RPI 51-100		RPI 101-150		RPI 150+			
18-20-0		0-4-0	0-0-0		OVERALL		0-0-0		3-2-0		15-14-0			
13-11-0		0-1-0	0-0-0		HOME		0-0-0		2-1-0		11-9-0			
5-9-0		0-3-0	0-0-0		AWAY		0-0-0		1-1-0		4-5-0			
0-0-0		0-0-0	0-0-0		NEUTRAL		0-0-0		0-0-0		0-0-0			
17-13-0		0-4-0	0-0-0		NON-CONFERENCE		0-0-0		3-2-0		14-7-0			
13-8-0		0-1-0	0-0-0		HOME		0-0-0		2-1-0		11-6-0			
4-5-0		0-3-0	0-0-0		AWAY		0-0-0		1-1-0		3-1-0			
0-0-0		0-0-0	0-0-0		NEUTRAL		0-0-0		0-0-0		0-0-0			
1-7-0		0-0-0	0-0-0		CONFERENCE		0-0-0		0-0-0		1-7-0			
0-3-0		0-0-0	0-0-0		HOME		0-0-0		0-0-0		0-3-0			
1-4-0		0-0-0	0-0-0		AWAY		0-0-0		0-0-0		1-4-0			
0-0-0		0-0-0	0-0-0		NEUTRAL		0-0-0		0-0-0		0-0-0			
RPI S	Opponent	Score	RPI S	Opponent	Score	RPI S	Opponent	Score	RPI S	Opponent	Score	RPI S	Opponent	Score
5 H	South Carolina	6 12							121 H	Evansville	2 5			
22 A	Kentucky	1 3							141 A	Wofford	3 6			
22 A	Kentucky	3 5							141 H	Wofford	2 0			
22 A	Kentucky	0 3							142 A	Gardner-Webb	3 0			
									142 H	Gardner-Webb	7 4			
									158 H	Stony Brook	8 6			
									170 A	Furman	11 3			
									170 H	Furman	8 2			
									176 H	Presbyterian	5 6			
									179 H	Xavier	1 6			
									179 H	Xavier	2 3			
									179 H	Xavier	7 8			
									181 H	Monmouth	7 1			
									183 H	Kennesaw St.	5 6			
									183 H	Kennesaw St.	6 8			
									183 H	Kennesaw St.	9 14			
									191 H	Radford	5 7			
									191 H	Radford	2 13			
									227 A	Lipscomb	4 5			
									227 A	Lipscomb	7 6			
									227 A	Lipscomb	6 7			
									229 A	The Citadel	7 1			
									229 H	The Citadel	14 1			
									235 H	Lafayette	8 4			
									235 H	Lafayette	8 7			
									236 H	Rider	10 3			
									241 H	Dayton	6 4			
			LAST 15 GAMES											
249 H	Charleston So.	11 6	227 A	Lipscomb	6 7	229 H	The Citadel	14 1						
170 H	Furman	8 2	227 A	Lipscomb	7 6	235 H	Lafayette	8 4						
183 H	Kennesaw St.	9 14	176 H	Presbyterian	5 6	235 H	Lafayette	8 7						
183 H	Kennesaw St.	6 8				236 H	Rider	10 3						
183 H	Kennesaw St.	5 6				241 H	Dayton	6 4						

Non-Div. I Games:

USC Upstate

142	H	Gardner-Webb	7	4
227	A	Lipscomb	4	5

RPI	S	Opponent	Score	
243	A	NJIT	6	8
243	A	NJIT	2	4
249	A	Charleston So.	1	3
249	H	Charleston So.	11	6
283	A	UNC Asheville	9	3
283	H	UNC Asheville	9	3
286	H	George Mason	5	4

[illegible]

Non-Div. I Games:

Northern Ill.

261 H Central Mich.	3	2
261 H Central Mich.	6	7

N
o
r
t
h
e
r
n
I
l
l
.

N
o
r
t
h
e
r
n
I
l
l
.

Average RPI Win: 221		WON-LOST RECORD	WINNING PCT. RANK		LAST 15 GAMES	STRENGTH OF SCHEDULE	OPP. STRENGTH OF SCHEDULE	TEAM RPI	ADJ RPI	CONF. RPI	ADJ CONF. RPI	
Average RPI Loss: 169												
DIV. I ONLY		12-20-0	.375	231	5-10-0	230	216	233	.45201	233	23	24
DIV. I NON-CONF.		7-13-0	.35	227	0-3-0	195	216	220	.45974	219	23	23
<hr/>												
TOTALS		RPI 1-25		RPI 26-50		W-L RECORDS		RPI 51-100		RPI 101-150		RPI 150+
12-20-0		0-3-0		1-0-0		OVERALL		0-3-0		0-0-0		11-14-0
3-4-0		0-0-0		0-0-0		HOME		0-1-0		0-0-0		3-3-0
5-12-0		0-3-0		1-0-0		AWAY		0-2-0		0-0-0		4-7-0
4-4-0		0-0-0		0-0-0		NEUTRAL		0-0-0		0-0-0		4-4-0
7-13-0		0-3-0		1-0-0		NON-CONFERENCE		0-1-0		0-0-0		6-9-0
1-2-0		0-0-0		0-0-0		HOME		0-1-0		0-0-0		1-1-0
2-7-0		0-3-0		1-0-		AWAY		0-0-0		0-0-0		1-4-0
4-4-0		0-0-0		0-0-0		NEUTRAL		0-0-0		0-0-0		4-4-0
5-7-0		0-0-0		0-0-0		CONFERENCE		0-2-0		0-0-0		5-5-0
2-2-0		0-0-0		0-0-0		HOME		0-0-0		0-0-0		2-2-0
3-5-0		0-0-0		0-0-0		AWAY		0-2-0		0-0-0		3-3-0
0-0-0		0-0-0		0-0-0		NEUTRAL		0-0-0		0-0-0		0-0-0
RPI	S	Opponent		Score		RPI	S	Opponent		Score		
1	A	Florida		5	16	43	A	Wake Forest		6	3	
1	A	Florida		2	9							
1	A	Florida		1	3							

Non-Div. I Games:

Harvard

71	H	Boston College	9	11
223	H	Penn	5	6

H
a
r
v
a
r
d

H
a
r
v
a
r
d

Average RPI Win:		221	WON-LOST		WINNING		LAST 15		STRENGTH OF		OPP. STRENGTH		TEAM		ADJ		CONF.		ADJ CONF.				
Average RPI Loss:		135	RECORD		PCT. RANK		GAMES		SCHEDULE		OF SCHEDULE		RPI		RPI		RPI		RPI				
DIV. I ONLY			7-26-0		.212	12	292	4-11-0		52		261		234		.451	19	234	21				
DIV. I NON-CONF.			3-12-0		.2		281	1-3-0		52		190		223		.458	72	222	22				
TOTALS		RPI 1-25		RPI 26-50				W-L RECORDS		RPI 51-100				RPI 101-150				RPI 150+					
7-26-0		0-3-0		0-0-0				OVERALL		0-9-0				1-2-0				6-12-0					
4-8-0		0-0-0		0-0-0				HOME		0-3-0				1-0-0				3-5-0					
3-18-0		0-3-0		0-0-0				AWAY		0-6-0				0-2-0				3-7-0					
0-0-0		0-0-0		0-0-0				NEUTRAL		0-0-0				0-0-0				0-0-0					
3-12-0		0-3-0		0-0-0				NON-CONFERENCE		0-3-0				1-2-0				2-4-0					
2-1-0		0-0-0		0-0-0				HOME		0-0-0				1-0-0				1-1-0					
1-11-0		0-3-0		0-0-				AWAY		0-3-0				0-2-0				1-3-0					
0-0-0		0-0-0		0-0-0				NEUTRAL		0-0-0				0-0-0				0-0-0					
4-14-0		0-0-0		0-0-0				CONFERENCE		0-6-0				0-0-0				4-8-0					
2-7-0		0-0-0		0-0-0				HOME		0-3-0				0-0-0				2-4-0					
2-7-0		0-0-0		0-0-0				AWAY		0-3-0				0-0-0				2-4-0					
0-0-0		0-0-0		0-0-0				NEUTRAL		0-0-0				0-0-0				0-0-0					
RPI	S	Opponent		Score		RPI	S	Opponent		Score		RPI	S	Opponent		Score		RPI	S	Opponent		Score	
2	A	Louisville		4	21					58	A	Southeast Mo. St.		0	4	103	A	Missouri		6	9		
2	A	Louisville		1	10					58	A	Southeast Mo. St.		5	9	121	A	Evansville		2	13		
2	A	Louisville		0	12					58	A	Southeast Mo. St.		11	20	121	H	Evansville		11	10		
										70	H	Jacksonville St.		7	9	198	H	Tennessee Tech		3	13		
										70	H	Jacksonville St.		4	13	198	H	Tennessee Tech		5	4		
										70	H	Jacksonville St.		6	9	198	H	Tennessee Tech		2	14		
										84	A	Missouri St.		5	12	210	A	Memphis		5	11		
										84	A	Missouri St.		2	6	210	A	Memphis		0	4		
										84	A	Missouri St.		1	11	210	A	Memphis		2	4		
																219	A	Eastern Ky.		1	12		
																219	A	Eastern Ky.		7	3		
																219	A	Eastern Ky.		4	8		
																224	H	Belmont		5	6		
																224	H	Belmont		0	12		
																224	H	Belmont		9	8		
																238	A	Murray St.		0	4		
																238	A	Murray St.		4	6		
																238	A	Murray St.		9	8		
																251	H	Illinois St.		3	9		
																274	A	Saint Louis		6	1		
																274	H	Saint Louis		9	8		
LAST 15 GAMES																							
						251	H	Illinois St.		3	9	224	H	Belmont		9	8						
						219	A	Eastern Ky.		1	12	103	A	Missouri		6	9						
						219	A	Eastern Ky.		7	3	58	A	Southeast Mo. St.		11	20						
						219	A	Eastern Ky.		4	8												
						274	A	Saint Louis		6	1												

Non-Div. I Games:

SIUE

224 H Belmont	0	12
224 H Belmont	5	6

S
I
U
E

S
I
U
E

Average RPI Win:	216	WON-LOST RECORD	WINNING PCT. RANK	LAST 15 GAMES	STRENGTH OF SCHEDULE	OPP. STRENGTH OF SCHEDULE	TEAM RPI	ADJ RPI	CONF. RPI	ADJ CONF. RPI		
DIV. I ONLY	13-22-0	.37143	232	7-8-0	180	277	237	.4509	235	29	29	
DIV. I NON-CONF.	7-16-0	.30435	251	1-2-0	213	264	257	.43901	256	29	29	
<hr/>												
TOTALS	RPI 1-25	RPI 26-50		W-L RECORDS		RPI 51-100		RPI 101-150		RPI 150+		
13-22-0	0-0-0	0-0-0		OVERALL		0-2-0		1-3-0		12-17-0		
5-10-0	0-0-0	0-0-0		HOME		0-1-0		0-1-0		5-8-0		
6-12-0	0-0-0	0-0-0		AWAY		0-1-0		1-2-0		5-9-0		
2-0-0	0-0-0	0-0-0		NEUTRAL		0-0-0		0-0-0		2-0-0		
<hr/>												
7-16-0	0-0-0	0-0-0		NON-CONFERENCE		0-2-0		1-3-0		6-11-0		
2-5-0	0-0-0	0-0-0		HOME		0-1-0		0-1-0		2-3-0		
3-11-0	0-0-0	0-0-		AWAY		0-1-0		1-2-0		2-8-0		
2-0-0	0-0-0	0-0-0		NEUTRAL		0-0-0		0-0-0		2-0-0		
<hr/>												
6-6-0	0-0-0	0-0-0		CONFERENCE		0-0-0		0-0-0		6-6-0		
3-5-0	0-0-0	0-0-0		HOME		0-0-0		0-0-0		3-5-0		
3-1-0	0-0-0	0-0-0		AWAY		0-0-0		0-0-0		3-1-0		
0-0-0	0-0-0	0-0-0		NEUTRAL		0-0-0		0-0-0		0-0-0		
<hr/>												
RPI	S	Opponent	Score	RPI	S	Opponent	Score	RPI	S	Opponent	Score	
								60	A	Rutgers	3	11
								87	H	Penn St.	12	20
								118	H	Saint Joseph's	4	9
								119	A	Seton Hall	1	5
								141	A	Wofford	8	14
								142	A	Gardner-Webb	7	6
								167	H	Navy	7	5
								167	H	Navy	4	8
								167	H	Navy	6	19
								167	H	Navy	0	7
								177	A	Davidson	2	5
								177	A	Davidson	1	2
								177	A	Davidson	14	9
								181	H	Monmouth	13	12
								191	N	Radford	9	4
								218	A	VMI	5	8
								218	A	VMI	2	4
								218	A	VMI	2	8
								223	A	Penn	3	1
								223	A	Penn	5	7
								223	H	Penn	2	12
								223	H	Penn	5	4
								223	H	Penn	5	6
								231	A	USC Upstate	4	8
								231	A	USC Upstate	7	8
236	N	Rider	6	3								
254	H	Bucknell	3	5								
254	H	Bucknell	6	5								
254	H	Bucknell	1	4								

Non-Div. I Games:

Lafayette

Lafayette

167	H	Navy	4	8
167	H	Navy	0	7

Through Games Of April 20, 2016

RPI	S	Opponent	Score	
254	H	Bucknell	6	4
255	A	Army West Point	6	3
255	A	Army West Point	3	9
255	A	Army West Point	11	2
255	A	Army West Point	4	0
264	H	Fairleigh Dickinson	6	7

Lafayette

L
a
f
a
y
e
t
t
e

L
a
f
a
y
e
t
t
e

Average RPI Win:	203	WON-LOST RECORD	WINNING PCT. RANK	LAST 15 GAMES	STRENGTH OF SCHEDULE	OPP. STRENGTH OF SCHEDULE	TEAM RPI	ADJ RPI	CONF. RPI	ADJ CONF. RPI	
DIV. I ONLY	11-23-0	.32353	257	8-7-0	172	266	239	.44974	236	28	28
DIV. I NON-CONF.	8-17-0	.32	247	5-3-0	167	253	234	.45259	233	26	26
<hr/>											
TOTALS	RPI 1-25	RPI 26-50		W-L RECORDS		RPI 51-100		RPI 101-150		RPI 150+	
11-23-0	0-0-0	0-0-0		OVERALL		1-4-0		0-5-0		10-14-0	
6-4-0	0-0-0	0-0-0		HOME		1-1-0		0-0-0		5-3-0	
5-17-0	0-0-0	0-0-0		AWAY		0-3-0		0-5-0		5-9-0	
0-2-0	0-0-0	0-0-0		NEUTRAL		0-0-0		0-0-0		0-2-0	
<hr/>											
8-17-0	0-0-0	0-0-0		NON-CONFERENCE		1-4-0		0-5-0		7-8-0	
5-2-0	0-0-0	0-0-0		HOME		1-1-0		0-0-0		4-1-0	
3-13-0	0-0-0	0-0-		AWAY		0-3-0		0-5-0		3-5-0	
0-2-0	0-0-0	0-0-0		NEUTRAL		0-0-0		0-0-0		0-2-0	
<hr/>											
3-6-0	0-0-0	0-0-0		CONFERENCE		0-0-0		0-0-0		3-6-0	
1-2-0	0-0-0	0-0-0		HOME		0-0-0		0-0-0		1-2-0	
2-4-0	0-0-0	0-0-0		AWAY		0-0-0		0-0-0		2-4-0	
0-0-0	0-0-0	0-0-0		NEUTRAL		0-0-0		0-0-0		0-0-0	
<hr/>											
RPI	S	Opponent	Score	RPI	S	Opponent	Score	RPI	S	Opponent	Score
				60 H Rutgers 3 2				141 A Wofford 4 12			
				74 H Princeton 2 7				142 A Gardner-Webb 2 6			
				75 A High Point 2 10				142 A Gardner-Webb 2 3			
				75 A High Point 4 6				142 A Gardner-Webb 2 8			
				75 A High Point 2 4				142 A Gardner-Webb 1 6			
								159 H Sacred Heart 4 1			
								159 H Sacred Heart 4 2			
								159 H Sacred Heart 4 7			
								181 A Monmouth 3 5			
								181 A Monmouth 4 8			
								181 A Monmouth 0 6			
								184 A Campbell 11 8			
								184 A Campbell 3 12			
								190 H Canisius 0 1			
								190 H Canisius 5 15			
								190 H Canisius 5 3			
								207 A Fairfield 6 3			
								207 A Fairfield 7 6			
								207 A Fairfield 1 13			
								218 A VMI 2 5			
				218 A VMI 2 1							
				218 A VMI 1 4							
				231 A USC Upstate 3 10							
				235 N Lafayette 3 6							
				279 A Lehigh 8 9							
				279 H Lehigh 10 9							
				281 H La Salle 5 2							

Non-Div. I Games:

Rider

Rider

159	H	Sacred Heart	4	7
159	H	Sacred Heart	4	2

Through Games Of April 20, 2016

RPI	S	Opponent	Score	
283	N	UNC Asheville	4	19
292	A	Delaware St.	11	7

Rider

R
i
d
e
r

R
i
d
e
r

280 A Ark.-Pine Bluff	7	8
280 A Ark.-Pine Bluff	4	12

G
r
a
m
b
l
i
n
g

G
r
a
m
b
l
i
n
g

Average RPI Win: 221		WON-LOST	WINNING	LAST 15	STRENGTH OF		OPP. STRENGTH	TEAM	ADJ	CONF.	ADJ CONF.
Average RPI Loss: 133		RECORD	PCT. RANK	GAMES	SCHEDULE		OF SCHEDULE	RPI	RPI	RPI	RPI
DIV. I ONLY		15-20-0	.42857	201	5-9-0		262	124	236	.44931	238
DIV. I NON-CONF.		9-11-0	.45	179	2-3-0		170	177	187	.47633	190
TOTALS		RPI 1-25	RPI 26-50		W-L RECORDS		RPI 51-100		RPI 101-150		RPI 150+
15-20-0	0-2-0	0-3-0		OVERALL		1-5-0		1-2-0		13-8-0	
10-7-0	0-0-0	0-3-0		HOME		0-0-0		1-1-0		9-3-0	
5-13-0	0-2-0	0-0-0		AWAY		1-5-0		0-1-0		4-5-0	
0-0-0	0-0-0	0-0-0		NEUTRAL		0-0-0		0-0-0		0-0-0	
9-11-0	0-2-0	0-3-0		NON-CONFERENCE		0-0-0		1-2-0		8-4-0	
6-5-0	0-0-0	0-3-0		HOME		0-0-0		1-1-0		5-1-0	
3-6-0	0-2-0	0-0-0		AWAY		0-0-0		0-1-0		3-3-0	
0-0-0	0-0-0	0-0-0		NEUTRAL		0-0-0		0-0-0		0-0-0	
6-9-0	0-0-0	0-0-0		CONFERENCE		1-5-0		0-0-0		5-4-0	
4-2-0	0-0-0	0-0-0		HOME		0-0-0		0-0-0		4-2-0	
2-7-0	0-0-0	0-0-0		AWAY		1-5-0		0-0-0		1-2-0	
0-0-0	0-0-0	0-0-0		NEUTRAL		0-0-0		0-0-0		0-0-0	
RPI S	Opponent	Score		RPI S	Opponent	Score		RPI S	Opponent	Score	
6 A	Ole Miss	3	8	41 H	Creighton	2	7	68 A	Austin Peay	2	6
22 A	Kentucky	1	11	41 H	Creighton	5	10	68 A	Austin Peay	4	10
				41 H	Creighton	4	9	68 A	Austin Peay	11	16
								70 A	Jacksonville St.	4	11
								70 A	Jacksonville St.	7	22
								70 A	Jacksonville St.	6	5
LAST 15 GAMES											
6 A	Ole Miss	3	8	272 H	Eastern Ill.	3	9	272 H	Eastern Ill.	31	11
274 A	Saint Louis	9	1	272 H	Eastern Ill.			272 H	Eastern Ill.	9	4
121 H	Evansville	1	2								
70 A	Jacksonville St.	6	5								
70 A	Jacksonville St.	7	22								
RPI S	Opponent	Score		RPI S	Opponent	Score		RPI S	Opponent	Score	
121 H	Evansville	1	2	128 A	Southern Ill.	4	5	128 H	Southern Ill.	7	3
				192 A	Kansas	14	9	192 A	Kansas	8	14
				210 H	Memphis	10	6	214 A	Bethune-Cookman	5	0
				214 A	Bethune-Cookman	0	6	214 A	Bethune-Cookman	2	3
				232 H	Northern Ill.	17	4	232 H	Northern Ill.	15	12
				232 H	Northern Ill.	29	16	232 H	Northern Ill.	10	12
				234 H	SIUE	6	4	234 H	SIUE	8	9
				234 H	SIUE	4	0	247 H	IPFW	9	4
				272 H	Eastern Ill.	9	4	272 H	Eastern Ill.	3	9
				272 H	Eastern Ill.	31	11	274 A	Saint Louis	9	1
				277 A	UT Martin	6	19	277 A	UT Martin	7	4
				277 A	UT Martin	5	6				

Non-Div. I Games:

Kentucky St.

18 5

Lindenwood (IL)

8 11

Harris-Stowe

13 4

Murray St.

70	A	Jacksonville St.	4	11
128	H	Southern Ill.	7	3

M
u
r
r
a
y
S
t
.

M
u
r
r
a
y
S
t
.

Average RPI Win: 208		WON-LOST RECORD		WINNING PCT. RANK		LAST 15 GAMES		STRENGTH OF SCHEDULE		OPP. STRENGTH OF SCHEDULE		TEAM RPI		ADJ RPI		CONF. RPI		ADJ CONF. RPI	
DIV. I ONLY		12-14-0		.46154 175		6-7-0		275		237		238		.44868 239		23		24	
DIV. I NON-CONF.		7-7-0		.5 145		1-0-0		188		234		126		.51054 130		23		23	
TOTALS		RPI 1-25		RPI 26-50		W-L RECORDS		RPI 51-100		RPI 101-150		RPI 150+							
12-14-0		0-0-0		0-0-0		OVERALL		0-0-0		3-4-0		9-10-0							
6-3-0		0-0-0		0-0-0		HOME		0-0-0		1-0-0		5-3-0							
5-9-0		0-0-0		0-0-0		AWAY		0-0-0		2-4-0		3-5-0							
1-2-0		0-0-0		0-0-0		NEUTRAL		0-0-0		0-0-0		1-2-0							
7-7-0		0-0-0		0-0-0		NON-CONFERENCE		0-0-0		3-4-0		4-3-0							
1-0-0		0-0-0		0-0-0		HOME		0-0-0		1-0-0		0-0-0							
5-5-0		0-0-0		0-0-		AWAY		0-0-0		2-4-0		3-1-0							
1-2-0		0-0-0		0-0-0		NEUTRAL		0-0-0		0-0-0		1-2-0							
5-7-0		0-0-0		0-0-0		CONFERENCE		0-0-0		0-0-0		5-7-0							
5-3-0		0-0-0		0-0-0		HOME		0-0-0		0-0-0		5-3-0							
0-4-0		0-0-0		0-0-0		AWAY		0-0-0		0-0-0		0-4-0							
0-0-0		0-0-0		0-0-0		NEUTRAL		0-0-0		0-0-0		0-0-0							
RPI	S	Opponent		Score	RPI	S	Opponent		Score	RPI	S	Opponent		Score					
										105	A	UCF	3	4					
										105	A	UCF	3	8					
										105	A	UCF	0	16					
										141	A	Wofford	1	5					
										141	A	Wofford	12	5					
										141	A	Wofford	6	2					
										145	H	Binghamton	3	2					
										164	N	Northeastern	0	11					
										164	N	Northeastern	0	6					
										164	N	Northeastern	7	5					
										205	H	Dartmouth	1	3					
										205	H	Dartmouth	3	9					
										221	A	Yale	2	4					
										221	A	Yale	8	9					
										225	H	Columbia	4	3					
										225	H	Columbia	7	4					
										225	H	Columbia	9	3					
										225	H	Columbia	4	14					
										233	H	Harvard	5	1					
										233	H	Harvard	6	4					
										252	A	Brown	2	4					
										252	A	Brown	6	7					
LAST 15 GAMES										252	A	Brown	6	7					
										205	H	Dartmouth	3	9					
										205	H	Dartmouth	1	3					
										225	H	Columbia	4	3					
										225	H	Columbia	7	4					
										225	H	Columbia	4	14					
										221	A	Yale	8	9					
										221	A	Yale	2	4					
										252	A	Brown	6	7					
										254	A	Bucknell	8	6					
										254	A	Bucknell	5	2					
										254	A	Bucknell	3	2					
										254	A	Bucknell	3	12					
Non-Div. I Games:																			

225	H	Columbia	9	3
145	H	Binghamton	3	2

C
o
r
n
e
l
l

C
o
r
n
e
l
l

Average RPI Win: 210		WON-LOST	WINNING	LAST 15	STRENGTH OF		OPP. STRENGTH	TEAM	ADJ	CONF.	ADJ CONF.
Average RPI Loss: 143		RECORD	PCT. RANK	GAMES	SCHEDULE		OF SCHEDULE	RPI	RPI	RPI	RPI
DIV. I ONLY		15-22-0	.40541	216	8-7-0		257	202	240	.44733	240
DIV. I NON-CONF.		11-11-0	.5	145	4-1-0		249	226	177	.48465	177
TOTALS		RPI 1-25	RPI 26-50		W-L RECORDS		RPI 51-100		RPI 101-150		RPI 150+
15-22-0		1-0-0	0-0-0		OVERALL		1-9-0		1-3-0		12-10-0
5-9-0		0-0-0	0-0-0		HOME		0-3-0		1-3-0		4-3-0
8-11-0		1-0-0	0-0-0		AWAY		1-5-0		0-0-0		6-5-0
2-2-0		0-0-0	0-0-0		NEUTRAL		0-0-0		0-0-0		2-2-0
11-11-0		1-0-0	0-0-0		NON-CONFERENCE		0-4-0		1-0-0		9-7-0
4-1-0		0-0-0	0-0-0		HOME		0-0-0		1-0-0		3-1-0
5-8-0		1-0-0	0-0-		AWAY		0-4-0		0-0-0		4-4-0
2-2-0		0-0-0	0-0-0		NEUTRAL		0-0-0		0-0-0		2-2-0
4-11-0		0-0-0	0-0-0		CONFERENCE		1-5-0		0-3-0		3-3-0
1-8-0		0-0-0	0-0-0		HOME		0-3-0		0-3-0		1-2-0
3-3-0		0-0-0	0-0-0		AWAY		1-2-0		0-0-0		2-1-0
0-0-0		0-0-0	0-0-0		NEUTRAL		0-0-0		0-0-0		0-0-0
RPI S	Opponent	Score		RPI S	Opponent	Score		RPI S	Opponent	Score	
22 A	Kentucky	5 4						73 A	Troy	1 6	
								73 A	Troy	2 4	
								73 A	Troy	3 10	
								73 A	Troy	0 5	
								81 A	Wright St.	6 4	
								81 A	Wright St.	1 12	
								81 A	Wright St.	3 4	
								85 H	Valparaiso	1 16	
								85 H	Valparaiso	4 6	
								85 H	Valparaiso	4 5	
								127 H	Oakland	1 6	
								127 H	Oakland	4 12	
								127 H	Oakland	3 6	
								140 H	Miami (OH)	5 1	
								157 A	Alabama St.	1 11	
								157 A	Alabama St.	8 5	
								157 A	Alabama St.	6 7	
								157 A	Alabama St.	3 9	
								179 H	Xavier	1 8	
								189 H	Ill.-Chicago	12 6	
								189 H	Ill.-Chicago	1 4	
								189 H	Ill.-Chicago	3 6	
								241 H	Dayton	4 3	
								242 A	Youngstown St.	11 5	
								242 A	Youngstown St.	1 3	
								242 A	Youngstown St.	9 8	
								244 A	Ohio	7 6	
								250 H	Northwestern	7 1	
								256 N	Western Ill.	6 8	
								256 N	Western Ill.	7 4	
								256 N	Western Ill.	5 4	
								256 N	Western Ill.	11 16	
								275 A	ETSU	21 12	
								275 A	ETSU	6 7	
								275 A	ETSU	3 2	
								282 H	Butler	8 3	
LAST 15 GAMES											
241 H	Dayton	4 3		189 H	Ill.-Chicago	1 4		275 A	ETSU	6 7	
179 H	Xavier	1 8		140 H	Miami (OH)	5 1		275 A	ETSU	3 2	
242 A	Youngstown St.	1 3		81 A	Wright St.	3 4		282 H	Butler	8 3	
242 A	Youngstown St.	11 5									
242 A	Youngstown St.	9 8									

Non-Div. I Games:

Northern Ky.

189 H Ill.-Chicago	3	6
189 H Ill.-Chicago	12	6

N
o
r
t
h
e
r
n
K
y
.

N
o
r
t
h
e
r
n
K
y
.

Average RPI Win: 198		WON-LOST RECORD		WINNING PCT. RANK		LAST 15 GAMES		STRENGTH OF SCHEDULE		OPP. STRENGTH OF SCHEDULE		TEAM RPI		ADJ RPI		CONF. RPI		ADJ CONF. RPI	
DIV. I ONLY		13-25-0		.34211 251		7-8-0		184		259		241		.44669 241		24		23	
DIV. I NON-CONF.		9-17-0		.34615 230		3-3-0		196		218		230		.45438 230		27		27	
TOTALS		RPI 1-25		RPI 26-50		W-L RECORDS		RPI 51-100		RPI 101-150		RPI 150+							
13-25-0		0-1-0		0-0-0		OVERALL		2-5-0		3-5-0		8-14-0							
6-9-0		0-0-0		0-0-0		HOME		0-1-0		2-1-0		4-7-0							
7-14-0		0-0-0		0-0-0		AWAY		2-4-0		1-4-0		4-6-0							
0-2-0		0-1-0		0-0-0		NEUTRAL		0-0-0		0-0-0		0-1-0							
9-17-0		0-1-0		0-0-0		NON-CONFERENCE		1-3-0		3-5-0		5-8-0							
5-4-0		0-0-0		0-0-0		HOME		0-1-0		2-1-0		3-2-0							
4-11-0		0-0-0		0-0-		AWAY		1-2-0		1-4-0		2-5-0							
0-2-0		0-1-0		0-0-0		NEUTRAL		0-0-0		0-0-0		0-1-0							
4-8-0		0-0-0		0-0-0		CONFERENCE		1-2-0		0-0-0		3-6-0							
1-5-0		0-0-0		0-0-0		HOME		0-0-0		0-0-0		1-5-0							
3-3-0		0-0-0		0-0-0		AWAY		1-2-0		0-0-0		2-1-0							
0-0-0		0-0-0		0-0-0		NEUTRAL		0-0-0		0-0-0		0-0-0							
RPI	S	Opponent		Score		RPI	S	Opponent		Score		RPI	S	Opponent		Score			
22	N	Kentucky		2	15							75	A	High Point		9	10		
												75	A	High Point		0	3		
												75	A	High Point		5	1		
												77	A	VCU		3	5		
												77	A	VCU		2	9		
												77	A	VCU		8	3		
												81	H	Wright St.		0	1		
												127	H	Oakland		4	6		
												127	H	Oakland		3	0		
												137	A	Ball St.		3	1		
												137	A	Ball St.		0	10		
												137	A	Ball St.		1	6		
												137	A	Ball St.		3	9		
												140	A	Miami (OH)		3	7		
												140	H	Miami (OH)		11	8		
												158	N	Stony Brook		6	11		
												168	H	Eastern Mich.		6	7		
												170	A	Furman		2	5		
												170	A	Furman		3	9		
												170	A	Furman		1	8		
												215	H	St. Bonaventure		13	12		
												215	H	St. Bonaventure		3	4		
												215	H	St. Bonaventure		3	6		
												219	H	Eastern Ky.		5	2		
												228	A	Toledo		12	10		
												228	H	Toledo		14	6		
												231	A	USC Upstate		4	6		
												240	A	Northern Ky.		3	4		
												244	H	Ohio		3	4		
												274	H	Saint Louis		1	5		
												274	H	Saint Louis		2	7		
												274	H	Saint Louis		3	5		
												276	A	Bowling Green		13	2		
												282	H	Butler		3	0		
LAST 15 GAMES																			
						240	A	Northern Ky.		3	4	286	A	George Mason		9	6		
						228	A	Toledo		12	10	286	A	George Mason		2	8		
						215	H	St. Bonaventure		13	12	286	A	George Mason		9	2		
						215	H	St. Bonaventure		3	6								
						215	H	St. Bonaventure		3	4								

Non-Div. I Games:

Dayton

276	A	Bowling Green	13	2
244	H	Ohio	3	4

RPI	S	Opponent	Score	
286	A	George Mason	9	6
286	A	George Mason	2	8
286	A	George Mason	9	2

Dayton

D
a
y
t
o
n

D
a
y
t
o
n

Average RPI Win:	169	WON-LOST	WINNING	LAST 15	STRENGTH OF	OPP. STRENGTH	TEAM	ADJ	CONF.	ADJ CONF.							
Average RPI Loss:	125	RECORD	PCT. RANK	GAMES	SCHEDULE	OF SCHEDULE	RPI	RPI	RPI	RPI							
DIV. I ONLY		7-23-0	.23333	285	3-12-0	128	205	242	.44618	242	17	17					
DIV. I NON-CONF.		5-14-0	.26316	264	1-5-0	80	138	174	.48677	174	13	13					
<hr/>																	
TOTALS	RPI 1-25	RPI 26-50		W-L RECORDS		RPI 51-100		RPI 101-150		RPI 150+							
7-23-0	0-0-0	0-1-0		OVERALL		1-11-0		2-5-0		4-6-0							
2-8-0	0-0-0	0-1-0		HOME		0-0-0		0-3-0		2-4-0							
5-15-0	0-0-0	0-0-0		AWAY		1-11-0		2-2-0		2-2-0							
0-0-0	0-0-0	0-0-0		NEUTRAL		0-0-0		0-0-0		0-0-0							
<hr/>																	
5-14-0	0-0-0	0-1-0		NON-CONFERENCE		1-8-0		2-2-0		2-3-0							
0-2-0	0-0-0	0-1-0		HOME		0-0-0		0-0-0		0-1-0							
5-12-0	0-0-0	0-0-		AWAY		1-8-0		2-2-0		2-2-0							
0-0-0	0-0-0	0-0-0		NEUTRAL		0-0-0		0-0-0		0-0-0							
<hr/>																	
2-9-0	0-0-0	0-0-0		CONFERENCE		0-3-0		0-3-0		2-3-0							
2-6-0	0-0-0	0-0-0		HOME		0-0-0		0-3-0		2-3-0							
0-3-0	0-0-0	0-0-0		AWAY		0-3-0		0-0-0		0-0-0							
0-0-0	0-0-0	0-0-0		NEUTRAL		0-0-0		0-0-0		0-0-0							
<hr/>																	
RPI	S	Opponent	Score	RPI	S	Opponent	Score	RPI	S	Opponent	Score						
				39	H	Pittsburgh	5 17	65	A	Fresno St.	5 6	103	A	Missouri	4 3		
								65	A	Fresno St.	1 6	103	A	Missouri	3 2		
								65	A	Fresno St.	0 11	103	A	Missouri	3 8		
								65	A	Fresno St.	3 8	109	A	West Virginia	3 13		
								81	A	Wright St.	2 9	146	H	Milwaukee	0 1		
								81	A	Wright St.	4 9	146	H	Milwaukee	3 10		
								81	A	Wright St.	0 8	146	H	Milwaukee	3 22		
								83	A	Western Ky.	1 11	189	H	Ill.-Chicago	1 15		
								83	A	Western Ky.	8 7	189	H	Ill.-Chicago	9 1		
								83	A	Western Ky.	3 5	224	A	Belmont	6 12		
								87	A	Penn St.	1 6	224	A	Belmont	3 4		
								96	A	Kent St.	2 5	224	A	Belmont	7 3		
												228	H	Toledo	4 6		
												240	H	Northern Ky.	8 9		
												240	H	Northern Ky.	5 11		
												240	H	Northern Ky.	3 1		
												244	A	Ohio	8 5		
<hr/>																	
LAST 15 GAMES																	
				39	H	Pittsburgh	5 17	189	H	Ill.-Chicago	1 15						
				109	A	West Virginia	3 13	189	H	Ill.-Chicago	9 1						
				240	H	Northern Ky.	3 1	87	A	Penn St.	1 6						
				240	H	Northern Ky.	5 11										
				240	H	Northern Ky.	8 9										

Non-Div. I Games:

Youngstown St.

96	A	Kent St.	2	5
228	H	Toledo	4	6

Y
o
u
n
g
s
t
o
w
n
s
t
.

Y
o
u
n
g
s
t
o
w
n
s
t
.

Average RPI Win: 265		WON-LOST	WINNING	LAST 15	STRENGTH OF	OPP. STRENGTH	TEAM	ADJ	CONF.	ADJ CONF.		
Average RPI Loss: 185		RECORD	PCT. RANK	GAMES	SCHEDULE	OF SCHEDULE	RPI	RPI	RPI	RPI		
DIV. I ONLY		12-21-0	.36364	236	6-9-0	224	293	243	.44548	243	18	18
DIV. I NON-CONF.		10-15-0	.4	206	4-3-0	237	300	242	.44949	242	17	17
<hr/>												
TOTALS		RPI 1-25		RPI 26-50		W-L RECORDS		RPI 51-100		RPI 101-150		RPI 150+
12-21-0		0-0-0		0-0-0		OVERALL		0-4-0		0-1-0		12-16-0
5-2-0		0-0-0		0-0-0		HOME		0-0-0		0-0-0		5-2-0
7-16-0		0-0-0		0-0-0		AWAY		0-3-0		0-1-0		7-9-0
0-3-0		0-0-0		0-0-0		NEUTRAL		0-1-0		0-0-0		0-2-0
10-15-0		0-0-0		0-0-0		NON-CONFERENCE		0-1-0		0-1-0		10-13-0
3-2-0		0-0-0		0-0-0		HOME		0-0-0		0-0-0		3-2-0
7-10-0		0-0-0		0-0-		AWAY		0-0-0		0-1-0		7-9-0
0-3-0		0-0-0		0-0-0		NEUTRAL		0-1-0		0-0-0		0-2-0
2-6-0		0-0-0		0-0-0		CONFERENCE		0-3-0		0-0-0		2-3-0
2-0-0		0-0-0		0-0-0		HOME		0-0-0		0-0-0		2-0-0
0-6-0		0-0-0		0-0-0		AWAY		0-3-0		0-0-0		0-3-0
0-0-0		0-0-0		0-0-0		NEUTRAL		0-0-0		0-0-0		0-0-0
RPI	S	Opponent	Score	RPI	S	Opponent	Score	RPI	S	Opponent	Score	
								60	N	Rutgers	3	10
								89	A	FGCU	5	6
								89	A	FGCU	3	4
								89	A	FGCU	1	10

Non-Div. I Games: Point U. 12 2

NJIT

183 A Kennesaw St.	3	5
183 A Kennesaw St.	2	8

RPI	S	Opponent	Score	
299	A	Coppin St.	3	2
299	A	Coppin St.	5	4

Average RPI Win:	214	WON-LOST RECORD	WINNING PCT. RANK	LAST 15 GAMES	STRENGTH OF SCHEDULE	OPP. STRENGTH OF SCHEDULE	TEAM RPI	ADJ RPI	CONF. RPI	ADJ CONF. RPI	
DIV. I ONLY	17-19-0	.47222	165	8-7-0	285	236	244	.44488	244	25	25
DIV. I NON-CONF.	12-12-0	.5	145	3-1-0	288	189	218	.46057	217	24	24
<hr/>											
TOTALS	RPI 1-25	RPI 26-50		W-L RECORDS	RPI 51-100		RPI 101-150		RPI 150+		
17-19-0	0-0-0	0-0-0		OVERALL	2-0-0		3-8-0		12-11-0		
6-7-0	0-0-0	0-0-0		HOME	1-0-0		0-1-0		5-6-0		
9-11-0	0-0-0	0-0-0		AWAY	1-0-0		3-7-0		5-4-0		
2-1-0	0-0-0	0-0-0		NEUTRAL	0-0-0		0-0-0		2-1-0		
<hr/>											
12-12-0	0-0-0	0-0-0		NON-CONFERENCE	2-0-0		2-6-0		8-6-0		
3-4-0	0-0-0	0-0-0		HOME	1-0-0		0-1-0		2-3-0		
7-7-0	0-0-0	0-0-		AWAY	1-0-0		2-5-0		4-2-0		
2-1-0	0-0-0	0-0-0		NEUTRAL	0-0-0		0-0-0		2-1-0		
<hr/>											
5-7-0	0-0-0	0-0-0		CONFERENCE	0-0-0		1-2-0		4-5-0		
3-3-0	0-0-0	0-0-0		HOME	0-0-0		0-0-0		3-3-0		
2-4-0	0-0-0	0-0-0		AWAY	0-0-0		1-2-0		1-2-0		
0-0-0	0-0-0	0-0-0		NEUTRAL	0-0-0		0-0-0		0-0-0		
<hr/>											
RPI S	Opponent	Score	RPI S	Opponent	Score	RPI S	Opponent	Score	RPI S	Opponent	Score
						98 H	Morehead St.	15 3	101 H	Ohio St.	3 6
						100 A	Marshall	4 1	130 A	UAB	2 1
						130 A	UAB	2 7			
						130 A	UAB	6 15			
						137 A	Ball St.	12 6			
						137 A	Ball St.	3 20			
						137 A	Ball St.	14 17			
						141 A	Wofford	16 2			
						141 A	Wofford	5 6			
						141 A	Wofford	3 5			
						141 A	Wofford	3 6			
						183 A	Kennesaw St.	7 8			
						219 A	Eastern Ky.	10 4			
						232 H	Northern Ill.	4 2			
						232 H	Northern Ill.	0 2			
						232 H	Northern Ill.	1 3			
						240 H	Northern Ky.	6 7			
						241 A	Dayton	4 3			
						242 H	Youngstown St.	5 8			
						247 H	IPFW	7 2			
						247 H	IPFW	1 7			
						247 H	IPFW	5 0			
						248 H	Buffalo	3 9			
						248 H	Buffalo	3 1			
						248 H	Buffalo	6 5			
253 N	Purdue	4 5									
253 N	Purdue	6 4									

Non-Div. I Games:

Ohio

248	H	Buffalo	6	5
248	H	Buffalo	3	1

RPI	S	Opponent	Score	
253	N	Purdue	9	2
276	A	Bowling Green	2	6
276	A	Bowling Green	10	5
276	A	Bowling Green	4	5
283	A	UNC Asheville	12	5
283	A	UNC Asheville	14	8
283	A	UNC Asheville	5	7

Average RPI Win: 260		WON-LOST	WINNING	LAST 15	STRENGTH OF		OPP. STRENGTH	TEAM	ADJ	CONF.	ADJ CONF.
Average RPI Loss: 140		RECORD	PCT. RANK	GAMES	SCHEDULE		OF SCHEDULE	RPI	RPI	RPI	RPI
DIV. I ONLY		10-23-0	.30303	265	2-13-0		200	276	245	.44467	245
DIV. I NON-CONF.		5-12-0	.29412	255	1-2-0		60	263	180	.48389	180
TOTALS		RPI 1-25	RPI 26-50		W-L RECORDS		RPI 51-100		RPI 101-150		RPI 150+
10-23-0	0-0-0	0-6-0		OVERALL		0-4-0		1-3-0		9-10-0	
2-6-0	0-0-0	0-0-0		HOME		0-1-0		0-0-0		2-5-0	
8-17-0	0-0-0	0-6-0		AWAY		0-3-0		1-3-0		7-5-0	
0-0-0	0-0-0	0-0-0		NEUTRAL		0-0-0		0-0-0		0-0-0	
5-12-0	0-0-0	0-2-0		NON-CONFERENCE		0-4-0		1-3-0		4-3-0	
1-3-0	0-0-0	0-0-0		HOME		0-1-0		0-0-0		1-2-0	
4-9-0	0-0-0	0-0-		AWAY		0-3-0		1-3-0		3-1-0	
0-0-0	0-0-0	0-0-0		NEUTRAL		0-0-0		0-0-0		0-0-0	
5-11-0	0-0-0	0-4-0		CONFERENCE		0-0-0		0-0-0		5-7-0	
1-3-0	0-0-0	0-0-0		HOME		0-0-0		0-0-0		1-3-0	
4-8-0	0-0-0	0-4-0		AWAY		0-0-0		0-0-0		4-4-0	
0-0-0	0-0-0	0-0-0		NEUTRAL		0-0-0		0-0-0		0-0-0	
RPI S	Opponent	Score	RPI S	Opponent	Score	RPI S	Opponent	Score	RPI S	Opponent	Score
			40 A Bryant	0	7	60 H Rutgers	0	8	119 A Seton Hall	2	9
			40 A Bryant	2	3	77 A VCU	3	4	131 A Longwood	0	6
			40 A Bryant	1	5	77 A VCU	2	3	131 A Longwood	3	6
			40 A Bryant	4	10	77 A VCU	5	9	131 A Longwood	6	4
			46 A Virginia	7	20				153 A St. John's (NY)	5	9
			46 A Virginia	2	6				208 A Fordham	2	0
									208 H Fordham	5	6
									208 H Fordham	3	4
									216 H Central Conn. St.	4	5
									216 H Central Conn. St.	0	2
									216 H Central Conn. St.	16	2
									216 H Central Conn. St.	2	8
									267 A LIU Brooklyn	1	4
									267 A LIU Brooklyn	2	5
									267 A LIU Brooklyn	3	5
									267 A LIU Brooklyn	1	9
									284 A Norfolk St.	6	1
									284 A Norfolk St.	8	1
									294 H Saint Peter's	13	6
									296 A Mt. St. Mary's	20	4
									296 A Mt. St. Mary's	17	4
									296 A Mt. St. Mary's	14	6
									296 A Mt. St. Mary's	2	0
LAST 15 GAMES			60 H Rutgers	0	8	267 A LIU Brooklyn	2	5			
			40 A Bryant	1	5	267 A LIU Brooklyn	3	5			
			40 A Bryant	2	3	267 A LIU Brooklyn	1	9			
			40 A Bryant	4	10						
			40 A Bryant	0	7						

Non-Div. I Games:

Wagner

294	H	Saint Peter's	13	6
267	A	LIU Brooklyn	1	4

W
a
g
n
e
r

W
a
g
n
e
r

[illegible]

Non-Div. I Games:

Appalachian St.

73 A Troy	2	3
73 A Troy	3	4

A
p
p
a
l
a
c
h
i
a
n
s
t
.

A
p
p
a
l
a
c
h
i
a
n
s
t
.

Average RPI Win: 232		WON-LOST RECORD	WINNING PCT. RANK	LAST 15 GAMES	STRENGTH OF SCHEDULE	OPP. STRENGTH OF SCHEDULE	TEAM RPI	ADJ RPI	CONF. RPI	ADJ CONF. RPI						
Average RPI Loss: 201																
DIV. I ONLY		15-19-0	.44118 190	5-7-0	296	257	249	.44259 247	22	22						
DIV. I NON-CONF.		11-8-0	.57895 101	2-0-0	300	291	227	.4582 226	21	21						
<hr/>																
TOTALS		RPI 1-25		RPI 26-50		W-L RECORDS		RPI 51-100		RPI 101-150		RPI 150+				
15-19-0		0-0-0		0-0-0		OVERALL		1-2-0		3-1-0		11-16-0				
1-3-0		0-0-0		0-0-0		HOME		0-0-0		0-0-0		1-3-0				
14-16-0		0-0-0		0-0-0		AWAY		1-2-0		3-1-0		10-13-0				
0-0-0		0-0-0		0-0-0		NEUTRAL		0-0-0		0-0-0		0-0-0				
11-8-0		0-0-0		0-0-0		NON-CONFERENCE		0-0-0		3-1-0		8-7-0				
1-0-0		0-0-0		0-0-0		HOME		0-0-0		0-0-0		1-0-0				
10-8-0		0-0-0		0-0-		AWAY		0-0-0		3-1-0		7-7-0				
0-0-0		0-0-0		0-0-0		NEUTRAL		0-0-0		0-0-0		0-0-0				
4-11-0		0-0-0		0-0-0		CONFERENCE		1-2-0		0-0-0		3-9-0				
0-3-0		0-0-0		0-0-0		HOME		0-0-0		0-0-0		0-3-0				
4-8-0		0-0-0		0-0-0		AWAY		1-2-0		0-0-0		3-6-0				
0-0-0		0-0-0		0-0-0		NEUTRAL		0-0-0		0-0-0		0-0-0				
RPI	S	Opponent	Score	RPI	S	Opponent	Score	RPI	S	Opponent	Score					
								69	A	Oral Roberts	6	3				
								69	A	Oral Roberts	2	5				
								69	A	Oral Roberts	0	15				
												124	A	Little Rock	4	2
												124	A	Little Rock	9	6
												124	A	Little Rock	6	8
												124	A	Little Rock	9	7
												165	A	North Dakota St.	1	7
												165	A	North Dakota St.	5	15
												165	A	North Dakota St.	6	12
												200	A	Omaha	7	14
												200	A	Omaha	0	7
												200	A	Omaha	5	9
												202	H	South Dakota St.	5	18
												202	H	South Dakota St.	6	10
												202	H	South Dakota St.	3	9
												238	A	Murray St.	4	9
												244	A	Ohio	7	1
												244	A	Ohio	2	7
												244	A	Ohio	0	5
												256	A	Western Ill.	11	5
												256	A	Western Ill.	8	1
												256	A	Western Ill.	9	1
												277	A	UT Martin	7	12
								LAST 15 GAMES				277	A	UT Martin	4	2
				256 A Western Ill.				8	1	277 A UT Martin	6	5				
				256 A Western Ill.				11	5	277 A UT Martin	2	3				
				256 A Western Ill.				9	1	282 A Butler	1	4				
				282 H Butler				1	0	282 H Butler	1	0				
				165 A North Dakota St.				5	15	291 A Chicago St.	5	4				

Non-Div. I Games: St. Francis (IN)

3 2

Cleary

5 1

Goshen

10 2

IPFW

IPFW

165 A North Dakota St.	1	7
165 A North Dakota St.	6	12

Through Games Of April 20, 2016

RPI	S	Opponent	Score	
298	A	Alabama A&M	9	7
298	A	Alabama A&M	8	1
298	A	Alabama A&M	4	6
298	A	Alabama A&M	7	6

IPFW

I
P
F
W

I
P
F
W

Average RPI Win: 240		WON-LOST RECORD		WINNING PCT. RANK		LAST 15 GAMES		STRENGTH OF SCHEDULE		OPP. STRENGTH OF SCHEDULE		TEAM RPI		ADJ RPI		CONF. RPI		ADJ CONF. RPI	
DIV. I ONLY		11-21-0		.34375 249		4-11-0		253		262		250		.44251 248		25		25	
DIV. I NON-CONF.		7-13-0		.35 227		1-3-0		211		282		205		.46963 205		24		24	
TOTALS		RPI 1-25		RPI 26-50		W-L RECORDS		RPI 51-100		RPI 101-150		RPI 150+							
11-21-0		0-3-0		0-0-0		OVERALL		0-0-0		0-3-0		11-15-0							
1-6-0		0-0-0		0-0-0		HOME		0-0-0		0-3-0		1-3-0							
10-13-0		0-3-0		0-0-0		AWAY		0-0-0		0-0-0		10-10-0							
0-2-0		0-0-0		0-0-0		NEUTRAL		0-0-0		0-0-0		0-2-0							
7-13-0		0-3-0		0-0-0		NON-CONFERENCE		0-0-0		0-0-0		7-10-0							
0-1-0		0-0-0		0-0-0		HOME		0-0-0		0-0-0		0-1-0							
7-10-0		0-3-0		0-0-		AWAY		0-0-0		0-0-0		7-7-0							
0-2-0		0-0-0		0-0-0		NEUTRAL		0-0-0		0-0-0		0-2-0							
4-8-0		0-0-0		0-0-0		CONFERENCE		0-0-0		0-3-0		4-5-0							
1-5-0		0-0-0		0-0-0		HOME		0-0-0		0-3-0		1-2-0							
3-3-0		0-0-0		0-0-0		AWAY		0-0-0		0-0-0		3-3-0							
0-0-0		0-0-0		0-0-0		NEUTRAL		0-0-0		0-0-0		0-0-0							
RPI	S	Opponent		Score		RPI	S	Opponent		Score		RPI	S	Opponent		Score			
22	A	Kentucky		1	5							140	H	Miami (OH)		0	3		
22	A	Kentucky		8	9							140	H	Miami (OH)		0	6		
22	A	Kentucky		3	14							140	H	Miami (OH)		6	7		
												155	N	Air Force		0	13		
												164	A	Northeastern		0	1		
												164	A	Northeastern		6	3		
												164	A	Northeastern		4	8		
												167	A	Navy		2	6		
												168	H	Eastern Mich.		12	4		
												168	H	Eastern Mich.		1	2		
												168	H	Eastern Mich.		3	4		
												177	A	Davidson		0	5		
												190	A	Canisius		5	4		
												190	A	Canisius		5	9		
												190	H	Canisius		1	3		
												193	N	Marist		3	8		
												215	A	St. Bonaventure		1	2		
												215	A	St. Bonaventure		2	9		
												228	A	Toledo		2	3		
												228	A	Toledo		6	4		
												228	A	Toledo		13	7		
												244	A	Ohio		9	3		
												244	A	Ohio		1	3		
												244	A	Ohio		5	6		
												277	A	UT Martin		15	8		
												277	A	UT Martin		5	3		
												277	A	UT Martin		8	5		
LAST 15 GAMES																			
190	H	Canisius		1	3	244	A	Ohio		9	3	244	A	Ohio		1	3		
140	H	Miami (OH)		6	7	168	H	Eastern Mich.		1	2	244	A	Ohio		5	6		
140	H	Miami (OH)		0	3	168	H	Eastern Mich.		3	4	277	A	UT Martin		15	8		
140	H	Miami (OH)		0	6							277	A	UT Martin		5	3		
190	A	Canisius		5	4							277	A	UT Martin		8	5		

Non-Div. I Games:

Buffalo

244	A	Ohio	5	6
244	A	Ohio	1	3

RPI	S	Opponent	Score	
296	A	Mt. St. Mary's	15	0
296	A	Mt. St. Mary's	2	0

Buffalo

B
u
f
f
a
l
o

B
u
f
f
a
l
o

[illegible]

Non-Div. I Games:	North Greenville	2	6
-------------------	------------------	---	---

Charleston So.

136 A Liberty	6	9
136 A Liberty	6	1

RPI	S	Opponent	Score	
283	H	UNC Asheville	8	9
283	H	UNC Asheville	9	7
289	A	Savannah St.	10	4

Charleston So.

C
h
a
r
l
e
s
t
o
n
S
o
.

C
h
a
r
l
e
s
t
o
n
S
o
.

Average RPI Win: 171		WON-LOST	WINNING	LAST 15	STRENGTH OF		OPP. STRENGTH	TEAM	ADJ		CONF.	ADJ CONF.
Average RPI Loss: 131		RECORD	PCT. RANK	GAMES	SCHEDULE		OF SCHEDULE	RPI	RPI		RPI	RPI
DIV. I ONLY		10-26-0	.27778	271	4-11-0		190	140	247		6	6
DIV. I NON-CONF.		8-16-0	.33333	236	3-1-0		292	117	275		6	6
TOTALS		RPI 1-25	RPI 26-50		W-L RECORDS		RPI 51-100		RPI 101-150		RPI 150+	
10-26-0		0-0-0	0-3-0		OVERALL		1-6-0		4-8-0		5-9-0	
2-7-0		0-0-0	0-3-0		HOME		0-3-0		1-0-0		1-1-0	
6-14-0		0-0-0	0-0-0		AWAY		1-2-0		1-6-0		4-6-0	
2-5-0		0-0-0	0-0-0		NEUTRAL		0-1-0		2-2-0		0-2-0	
8-16-0		0-0-0	0-0-0		NON-CONFERENCE		0-1-0		3-6-0		5-9-0	
2-1-0		0-0-0	0-0-0		HOME		0-0-0		1-0-0		1-1-0	
4-10-0		0-0-0	0-0-		AWAY		0-0-0		0-4-0		4-6-0	
2-5-0		0-0-0	0-0-0		NEUTRAL		0-1-0		2-2-0		0-2-0	
2-10-0		0-0-0	0-3-0		CONFERENCE		1-5-0		1-2-0		0-0-0	
0-6-0		0-0-0	0-3-0		HOME		0-3-0		0-0-0		0-0-0	
2-4-0		0-0-0	0-0-0		AWAY		1-2-0		1-2-0		0-0-0	
0-0-0		0-0-0	0-0-0		NEUTRAL		0-0-0		0-0-0		0-0-0	
RPI S	Opponent	Score	RPI S	Opponent	Score	RPI S	Opponent	Score	RPI S	Opponent	Score	
			28 H	Michigan	4 10	71 N	Boston College	3 6	101 A	Ohio St.	4 5	
			28 H	Michigan	9 11	80 A	Nebraska	7 8	101 A	Ohio St.	2 5	
			28 H	Michigan	3 12	80 A	Nebraska	2 3	101 A	Ohio St.	6 5	
						80 A	Nebraska	11 3	113 A	Cincinnati	0 1	
						87 H	Penn St.	2 4	113 A	Cincinnati	5 6	
						87 H	Penn St.	2 8	113 A	Cincinnati	3 10	
						87 H	Penn St.	3 11	133 H	Bradley	5 1	
									138 N	Nevada	6 10	
									138 N	Nevada	2 11	
									138 N	Nevada	4 2	
									138 N	Nevada	5 1	
									140 A	Miami (OH)	4 5	
									173 A	Pacific	14 5	
									173 A	Pacific	3 1	
									173 A	Pacific	3 7	
									173 A	Pacific	3 7	
									187 A	San Diego St.	10 15	
									187 A	San Diego St.	6 11	
									187 A	San Diego St.	13 7	
									189 A	Ill.-Chicago	2 11	
									189 H	Ill.-Chicago	0 7	
									240 A	Northern Ky.	1 7	
									251 N	Illinois St.	4 10	
									282 N	Butler	9 10	
									291 A	Chicago St.	12 10	
									291 H	Chicago St.	11 5	
LAST 15 GAMES			291 A	Chicago St.	12 10	80 A	Nebraska	2 3	251 N	Illinois St.	4 10	
			87 H	Penn St.	3 11	189 H	Ill.-Chicago	0 7	282 N	Butler	9 10	
			87 H	Penn St.	2 8	28 H	Michigan	9 11	291 A	Chicago St.	12 10	
			87 H	Penn St.	2 4				291 H	Chicago St.	11 5	
			133 H	Bradley	5 1							

Non-Div. I Games: Saint Leo 3 5

Northwestern

80 A Nebraska	11	3
80 A Nebraska	7	8

N
o
r
t
h
w
e
s
t
e
r
n

N
o
r
t
h
w
e
s
t
e
r
n

Average RPI Win:	196	WON-LOST RECORD	WINNING PCT. RANK	LAST 15 GAMES	STRENGTH OF SCHEDULE	OPP. STRENGTH OF SCHEDULE	TEAM RPI	ADJ RPI	CONF. RPI	ADJ CONF. RPI										
Average RPI Loss:	125																			
DIV. I ONLY	10-25-0	.28571	268	3-12-0	186	172	251	.44221	251	12	12									
DIV. I NON-CONF.	9-21-0	.3	253	2-8-0	247	181	266	.43068	266	14	14									
<hr/>																				
TOTALS	RPI 1-25	RPI 26-50		W-L RECORDS	RPI 51-100		RPI 101-150		RPI 150+											
10-25-0	0-0-0	0-0-0		OVERALL	2-14-0		1-4-0		7-7-0											
1-9-0	0-0-0	0-0-0		HOME	0-3-0		0-3-0		1-3-0											
4-14-0	0-0-0	0-0-0		AWAY	2-10-0		0-0-0		2-4-0											
5-2-0	0-0-0	0-0-0		NEUTRAL	0-1-0		1-1-0		4-0-0											
<hr/>																				
9-21-0	0-0-0	0-0-0		NON-CONFERENCE	1-10-0		1-4-0		7-7-0											
1-7-0	0-0-0	0-0-0		HOME	0-1-0		0-3-0		1-3-0											
3-12-0	0-0-0	0-0-		AWAY	1-8-0		0-0-0		2-4-0											
5-2-0	0-0-0	0-0-0		NEUTRAL	0-1-0		1-1-0		4-0-0											
<hr/>																				
1-4-0	0-0-0	0-0-0		CONFERENCE	1-4-0		0-0-0		0-0-0											
0-2-0	0-0-0	0-0-0		HOME	0-2-0		0-0-0		0-0-0											
1-2-0	0-0-0	0-0-0		AWAY	1-2-0		0-0-0		0-0-0											
0-0-0	0-0-0	0-0-0		NEUTRAL	0-0-0		0-0-0		0-0-0											
<hr/>																				
RPI S	Opponent	Score	RPI S	Opponent	Score	RPI S	Opponent	Score	RPI S	Opponent	Score									
						54 N	Michigan St.	0 15	101 N	Ohio St.	5 4									
						55 A	Tulane	2 3	144 N	Indiana	1 14									
						55 A	Tulane	3 9	146 H	Milwaukee	3 4									
						55 A	Tulane	0 13	146 H	Milwaukee	1 4									
						56 H	Dallas Baptist	1 7	146 H	Milwaukee	5 8									
						56 H	Dallas Baptist	2 7	162 A	FIU	6 11									
						78 A	Oregon	1 3	179 H	Xavier	5 11									
						78 A	Oregon	3 2	179 H	Xavier	6 5									
						78 A	Oregon	5 8	179 H	Xavier	1 12									
						78 A	Oregon	2 4	224 A	Belmont	10 13									
						85 A	Valparaiso	6 8	224 A	Belmont	5 7									
						92 A	Indiana St.	2 3	224 A	Belmont	23 5									
						92 A	Indiana St.	5 1	234 A	SIUE	9 3									
						92 A	Indiana St.	5 6	250 N	Northwestern	10 4									
						99 A	Illinois	1 7	261 N	Central Mich.	13 7									
						99 H	Illinois	3 8	263 N	Western Mich.	2 1									
															272 H	Eastern Ill.	1 2			
															274 A	Saint Louis	4 5			
															282 N	Butler	9 2			
															<hr/>					
LAST 15 GAMES																				
234 A	SIUE	9 3	85 A	Valparaiso	6 8															
92 A	Indiana St.	2 3	179 H	Xavier	5 11															
92 A	Indiana St.	5 6	179 H	Xavier	6 5															
92 A	Indiana St.	5 1																		
99 A	Illinois	1 7																		

Non-Div. I Games:

Illinois St.

56 H Dallas Baptist	1	7
56 H Dallas Baptist	2	7

I
l
l
i
n
o
i
s
s
t
.

I
l
l
i
n
o
i
s
s
t
.

Average RPI Win: 218		WON-LOST RECORD	WINNING PCT. RANK	LAST 15 GAMES	STRENGTH OF SCHEDULE	OPP. STRENGTH OF SCHEDULE	TEAM RPI	ADJ RPI	CONF. RPI	ADJ CONF. RPI	
Average RPI Loss: 138											
DIV. I ONLY		11-19-0	.36667 235	6-9-0	239	206	252	.44161 252	23	24	
DIV. I NON-CONF.		6-12-0	.33333 236	1-2-0	212	173	225	.45838 224	23	23	
<hr/>											
TOTALS		RPI 1-25	RPI 26-50		W-L RECORDS		RPI 51-100		RPI 101-150		RPI 150+
11-19-0	0-0-0		0-2-0		OVERALL		0-6-0		1-3-0		10-8-0
5-7-0	0-0-0		0-0-0		HOME		0-2-0		0-1-0		5-4-0
5-10-0	0-0-0		0-0-0		AWAY		0-4-0		1-2-0		4-4-0
1-2-0	0-0-0		0-2-0		NEUTRAL		0-0-0		0-0-0		1-0-0
<hr/>											
6-12-0	0-0-0		0-2-0		NON-CONFERENCE		0-4-0		1-3-0		5-3-0
1-3-0	0-0-0		0-0-0		HOME		0-0-0		0-1-0		1-2-0
4-7-0	0-0-0		0-0-		AWAY		0-4-0		1-2-0		3-1-0
1-2-0	0-0-0		0-2-0		NEUTRAL		0-0-0		0-0-0		1-0-0
<hr/>											
5-7-0	0-0-0		0-0-0		CONFERENCE		0-2-0		0-0-0		5-5-0
4-4-0	0-0-0		0-0-0		HOME		0-2-0		0-0-0		4-2-0
1-3-0	0-0-0		0-0-0		AWAY		0-0-0		0-0-0		1-3-0
0-0-0	0-0-0		0-0-0		NEUTRAL		0-0-0		0-0-0		0-0-0
<hr/>											
RPI S	Opponent	Score	RPI S	Opponent	Score	RPI S	Opponent	Score	RPI S	Opponent	Score
			35 N	Notre Dame	6 7	74 H	Princeton	9 11	105 A	UCF	0 2
			47 N	Alabama	0 2	74 H	Princeton	7 25	105 A	UCF	4 6
						100 A	Marshall	0 14	105 A	UCF	15 5
						100 A	Marshall	2 7	134 H	Rhode Island	6 10
						100 A	Marshall	2 3	163 H	UMass Lowell	8 9
						100 A	Marshall	0 2	204 A	Holy Cross	11 12
									204 A	Holy Cross	3 0
									204 H	Holy Cross	0 9
									204 H	Holy Cross	2 1
									205 H	Dartmouth	2 0
									205 H	Dartmouth	0 15
									205 H	Dartmouth	3 4
									205 H	Dartmouth	4 2
									223 A	Penn	8 5
									223 A	Penn	1 3
									225 A	Columbia	2 10
									225 A	Columbia	3 7
									239 H	Cornell	4 2
									239 H	Cornell	7 6
									254 N	Bucknell	2 0
									262 A	Siena	10 2
									262 A	Siena	7 5
<hr/>											
LAST 15 GAMES											
			163 H	UMass Lowell	8 9	74 H	Princeton	9 11			
			205 H	Dartmouth	2 0	239 H	Cornell	7 6			
			205 H	Dartmouth	0 15	239 H	Cornell	4 2			
			205 H	Dartmouth	3 4						
			205 H	Dartmouth	4 2						

Non-Div. I Games:

Brown

134	H	Rhode Island	6	10
74	H	Princeton	7	25

B
r
o
w
n

B
r
o
w
n

Average RPI Win:		194	WON-LOST RECORD		WINNING PCT. RANK		LAST 15 GAMES		STRENGTH OF SCHEDULE		OPP. STRENGTH OF SCHEDULE		TEAM RPI		ADJ RPI		CONF. RPI		ADJ CONF. RPI				
DIV. I ONLY			6-28-0		.17647 298		2-13-0		68		238		253		.44053 253		6 6						
DIV. I NON-CONF.			5-17-0		.22727 274		1-3-0		145		252		259		.43773 259		6 6						
TOTALS		RPI 1-25		RPI 26-50		W-L RECORDS		RPI 51-100		RPI 101-150		RPI 150+											
6-28-0		0-1-0		0-4-0		OVERALL		1-10-0		1-4-0		4-9-0											
2-8-0		0-1-0		0-0-0		HOME		1-6-0		1-0-0		0-1-0											
2-17-0		0-0-0		0-4-0		AWAY		0-4-0		0-4-0		2-5-0											
2-3-0		0-0-0		0-0-0		NEUTRAL		0-0-0		0-0-0		2-3-0											
5-17-0		0-1-0		0-4-0		NON-CONFERENCE		0-2-0		1-1-0		4-9-0											
1-3-0		0-1-0		0-0-0		HOME		0-1-0		1-0-0		0-1-0											
2-11-0		0-0-0		0-0-		AWAY		0-1-0		0-1-0		2-5-0											
2-3-0		0-0-0		0-0-0		NEUTRAL		0-0-0		0-0-0		2-3-0											
1-11-0		0-0-0		0-0-0		CONFERENCE		1-8-0		0-3-0		0-0-0											
1-5-0		0-0-0		0-0-0		HOME		1-5-0		0-0-0		0-0-0											
0-6-0		0-0-0		0-0-0		AWAY		0-3-0		0-3-0		0-0-0											
0-0-0		0-0-0		0-0-0		NEUTRAL		0-0-0		0-0-0		0-0-0											
RPI	S	Opponent		Score		RPI	S	Opponent		Score		RPI	S	Opponent		Score							
2	H	Louisville		4	9	27	A	California		0	10	54	H	Michigan St.		0	11	137	A	Ball St.		8	9
						27	A	California		5	15	54	H	Michigan St.		3	5	137	H	Ball St.		9	2
						27	A	California		0	4	54	H	Michigan St.		5	2	144	A	Indiana		6	7
						29	A	Georgia Tech		2	5	80	H	Nebraska		8	9	144	A	Indiana		2	3
												80	H	Nebraska		5	9	144	A	Indiana		9	10
												80	H	Nebraska		6	11	168	H	Eastern Mich.		5	6
												87	A	Penn St.		2	7	183	A	Kennesaw St.		2	5
												87	A	Penn St.		1	3	192	A	Kansas		1	8
												87	A	Penn St.		6	7	226	A	Georgia St.		5	3
												92	A	Indiana St.		1	4	230	N	North Dakota		5	0
												92	H	Indiana St.		4	22	244	N	Ohio		5	4
																		244	N	Ohio		4	6
																		244	N	Ohio		2	9
																		274	N	Saint Louis		2	3
																		275	A	ETSU		2	4
																		275	A	ETSU		19	6
																		275	A	ETSU		8	9
																		275	A	ETSU		2	8
LAST 15 GAMES																							
						92	H	Indiana St.		4	22	144	A	Indiana		2	3						
						137	H	Ball St.		9	2	144	A	Indiana		9	10						
						54	H	Michigan St.		5	2	92	A	Indiana St.		1	4						
						54	H	Michigan St.		3	5												
						54	H	Michigan St.		0	11												

Non-Div. I Games:

Purdue

168	H	Eastern Mich.	5	6
144	A	Indiana	6	7

P
u
r
d
u
e

P
u
r
d
u
e

Average RPI Win: 225		WON-LOST RECORD		WINNING PCT. RANK		LAST 15 GAMES		STRENGTH OF SCHEDULE		OPP. STRENGTH OF SCHEDULE		TEAM RPI		ADJ RPI		CONF. RPI		ADJ CONF. RPI	
DIV. I ONLY		16-24-0		.4 222		7-8-0		268		251		254		.44004 254		29		29	
DIV. I NON-CONF.		9-19-0		.32143 245		0-3-0		234		241		262		.43488 262		29		29	
TOTALS		RPI 1-25		RPI 26-50		W-L RECORDS		RPI 51-100		RPI 101-150		RPI 150+							
16-24-0		0-1-0		1-0-0		OVERALL		0-2-0		0-5-0		15-16-0							
6-6-0		0-0-0		0-0-0		HOME		0-0-0		0-0-0		6-6-0							
8-13-0		0-1-0		0-0-0		AWAY		0-2-0		0-2-0		8-8-0							
2-5-0		0-0-0		1-0-0		NEUTRAL		0-0-0		0-3-0		1-2-0							
9-19-0		0-1-0		1-0-0		NON-CONFERENCE		0-2-0		0-5-0		8-11-0							
3-5-0		0-0-0		0-0-0		HOME		0-0-0		0-0-0		3-5-0							
4-9-0		0-1-0		0-0-		AWAY		0-2-0		0-2-0		4-4-0							
2-5-0		0-0-0		1-0-0		NEUTRAL		0-0-0		0-3-0		1-2-0							
7-5-0		0-0-0		0-0-0		CONFERENCE		0-0-0		0-0-0		7-5-0							
3-1-0		0-0-0		0-0-0		HOME		0-0-0		0-0-0		3-1-0							
4-4-0		0-0-0		0-0-0		AWAY		0-0-0		0-0-0		4-4-0							
0-0-0		0-0-0		0-0-0		NEUTRAL		0-0-0		0-0-0		0-0-0							
RPI	S	Opponent		Score		RPI	S	Opponent		Score		RPI	S	Opponent		Score			
8	A	North Carolina St.		2	5	35	N	Notre Dame		6	5	87	A	Penn St.		5	9		
												87	A	Penn St.		1	8		
														Saint Joseph's		5	6		
														Bradley		8	10		
														Bradley		2	8		
														Bradley		4	12		
														Binghamton		2	14		
														Tennessee Tech		6	5		
														Tennessee Tech		3	2		
														Tennessee Tech		3	9		
														Dartmouth		4	6		
														James Madison		9	1		
														James Madison		6	7		
														James Madison		3	9		
														James Madison		4	2		
														St. Bonaventure		4	6		
														Yale		0	10		
														Yale		13	9		
														Yale		4	5		
														Yale		5	0		
														Lafayette		5	3		
														Lafayette		4	6		
														Lafayette		4	1		
														Lafayette		5	6		
														Cornell		2	3		
														Cornell		2	5		
														Cornell		6	8		
														Cornell		12	3		
														Brown		0	2		
LAST 15 GAMES																			
		87 A Penn St.		5	9	255 A Army West Point		4	2	239 H Cornell		2	3						
		235 A Lafayette		4	6	255 A Army West Point		4	7	239 H Cornell		2	5						
		235 A Lafayette		5	3	255 A Army West Point		6	2	239 H Cornell		6	8						
		235 A Lafayette		5	6					239 H Cornell		12	3						
		235 A Lafayette		4	1					252 N Brown		0	2						

Non-Div. I Games:

Bucknell

87	A	Penn St.	1	8
255	A	Army West Point	2	3

RPI	S	Opponent	Score	
255	A	Army West Point	4	2
255	A	Army West Point	2	3
255	A	Army West Point	4	7
255	A	Army West Point	6	2
265	N	Maine	6	3
279	H	Lehigh	11	2
279	H	Lehigh	4	3
279	H	Lehigh	7	5
279	H	Lehigh	1	10

Average RPI Win: 199		WON-LOST	WINNING	LAST 15	STRENGTH OF		OPP. STRENGTH	TEAM	ADJ	CONF.	ADJ CONF.
Average RPI Loss: 185		RECORD	PCT. RANK	GAMES	SCHEDULE		OF SCHEDULE	RPI	RPI	RPI	RPI
DIV. I ONLY		14-24-0	.36842	233	5-10-0		213	269	255	.43975	255
DIV. I NON-CONF.		9-17-0	.34615	230	0-3-0		156	270	223	.45872	222
TOTALS		RPI 1-25	RPI 26-50		W-L RECORDS		RPI 51-100		RPI 101-150		RPI 150+
14-24-0	0-0-0	1-3-0		OVERALL		0-2-0		2-2-0		11-17-0	
3-11-0	0-0-0	0-0-0		HOME		0-0-0		0-1-0		3-10-0	
5-8-0	0-0-0	1-2-0		AWAY		0-0-0		2-1-0		2-5-0	
6-5-0	0-0-0	0-1-0		NEUTRAL		0-2-0		0-0-0		6-2-0	
9-17-0	0-0-0	1-3-0		NON-CONFERENCE		0-2-0		2-2-0		6-10-0	
0-6-0	0-0-0	0-0-0		HOME		0-0-0		0-1-0		0-5-0	
3-6-0	0-0-0	1-0-		AWAY		0-0-0		2-1-0		0-3-0	
6-5-0	0-0-0	0-1-0		NEUTRAL		0-2-0		0-0-0		6-2-0	
5-7-0	0-0-0	0-0-0		CONFERENCE		0-0-0		0-0-0		5-7-0	
3-5-0	0-0-0	0-0-0		HOME		0-0-0		0-0-0		3-5-0	
2-2-0	0-0-0	0-0-0		AWAY		0-0-0		0-0-0		2-2-0	
0-0-0	0-0-0	0-0-0		NEUTRAL		0-0-0		0-0-0		0-0-0	
RPI S	Opponent	Score	RPI S	Opponent	Score	RPI S	Opponent	Score	RPI S	Opponent	Score
			40 N	Bryant	1 6	87 N	Penn St.	0 11	116 A	Middle Tenn.	9 1
			44 A	UNCG	6 10	87 N	Penn St.	4 5	119 A	Seton Hall	8 2
			44 A	UNCG	6 4				119 A	Seton Hall	0 11
			44 A	UNCG	2 16				119 H	Seton Hall	4 9
									163 H	UMass Lowell	5 7
									165 N	North Dakota St.	6 3
									181 N	Monmouth	6 5
									204 A	Holy Cross	2 6
									204 A	Holy Cross	6 1
									204 A	Holy Cross	3 0
									204 A	Holy Cross	3 6
									209 H	Hofstra	8 14
									211 H	Manhattan	2 3
									224 A	Belmont	7 20
									225 H	Columbia	3 13
									227 A	Lipscomb	6 8
									233 N	Harvard	6 4
									233 N	Harvard	3 5
									233 N	Harvard	13 12
									235 H	Lafayette	3 6
									235 H	Lafayette	0 4
									235 H	Lafayette	2 11
									235 H	Lafayette	9 3
									254 H	Bucknell	3 2
									254 H	Bucknell	2 4
									254 H	Bucknell	2 6
									254 H	Bucknell	2 6
									254 H	Bucknell	7 4
LAST 15 GAMES											
			258 A	NYIT	2 3		254 H	Bucknell	2 4		
			204 A	Holy Cross	3 0		254 H	Bucknell	7 4		
			204 A	Holy Cross	2 6		254 H	Bucknell	2 6		
			204 A	Holy Cross	6 1						
			204 A	Holy Cross	3 6						

Non-Div. I Games:

Army West Point

211	H	Manhattan	2	3
254	H	Bucknell	3	2

RPI	S	Opponent	Score	
258	A	NYIT	2	3
262	H	Siena	6	13
271	N	Massachusetts	2	6
271	N	Massachusetts	10	3
271	N	Massachusetts	6	5

Army West Point

A
r
m
y
W
e
s
t
P
o
i
n
t

A
r
m
y
W
e
s
t
P
o
i
n
t

Average RPI Win:	187	WON-LOST RECORD	WINNING PCT. RANK	LAST 15 GAMES	STRENGTH OF SCHEDULE	OPP. STRENGTH OF SCHEDULE	TEAM RPI	ADJ RPI	CONF. RPI	ADJ CONF. RPI	
DIV. I ONLY		9-22-0	.29032 267	5-8-0	143	270	256	.43776 256	22	22	
DIV. I NON-CONF.		2-14-0	.125 292	0-1-0	85	276	272	.42151 274	21	21	
<hr/>											
TOTALS	RPI 1-25	RPI 26-50		W-L RECORDS		RPI 51-100		RPI 101-150		RPI 150+	
9-22-0	0-0-0	0-0-0		OVERALL		1-4-0		0-7-0		8-11-0	
5-7-0	0-0-0	0-0-0		HOME		1-2-0		0-0-0		4-5-0	
2-13-0	0-0-0	0-0-0		AWAY		0-2-0		0-7-0		2-4-0	
2-2-0	0-0-0	0-0-0		NEUTRAL		0-0-0		0-0-0		2-2-0	
<hr/>											
2-14-0	0-0-0	0-0-0		NON-CONFERENCE		0-2-0		0-7-0		2-5-0	
0-0-0	0-0-0	0-0-0		HOME		0-0-0		0-0-0		0-0-0	
0-12-0	0-0-0	0-0-		AWAY		0-2-0		0-7-0		0-3-0	
2-2-0	0-0-0	0-0-0		NEUTRAL		0-0-0		0-0-0		2-2-0	
<hr/>											
7-8-0	0-0-0	0-0-0		CONFERENCE		1-2-0		0-0-0		6-6-0	
5-7-0	0-0-0	0-0-0		HOME		1-2-0		0-0-0		4-5-0	
2-1-0	0-0-0	0-0-0		AWAY		0-0-0		0-0-0		2-1-0	
0-0-0	0-0-0	0-0-0		NEUTRAL		0-0-0		0-0-0		0-0-0	
<hr/>											
RPI S	Opponent	Score	RPI S	Opponent	Score	RPI S	Opponent	Score	RPI S	Opponent	Score
						69 H	Oral Roberts	9 4	108 A	Arkansas	3 9
						69 H	Oral Roberts	0 6	108 A	Arkansas	2 3
						69 H	Oral Roberts	1 11	108 A	Arkansas	0 3
						84 A	Missouri St.	3 15	128 A	Southern Ill.	1 4
						84 A	Missouri St.	4 13	128 A	Southern Ill.	0 9
						128 A	Southern Ill.	0 9	133 A	Bradley	3 6
						165 H	North Dakota St.	9 4	165 H	North Dakota St.	7 6
						165 H	North Dakota St.	1 3	198 A	Tennessee Tech	5 6
						198 A	Tennessee Tech	12 13	198 A	Tennessee Tech	3 6
						200 A	Omaha	1 6	200 A	Omaha	10 2
						200 A	Omaha	3 2	202 H	South Dakota St.	2 0
						202 H	South Dakota St.	3 2	202 H	South Dakota St.	3 11
						240 N	Northern Ky.	4 5	240 N	Northern Ky.	16 11
						240 N	Northern Ky.	8 6	240 N	Northern Ky.	4 7
						247 H	IPFW	1 8	247 H	IPFW	1 8
						247 H	IPFW	5 11	247 H	IPFW	5 11
						247 H	IPFW	1 9	247 H	IPFW	1 9
						69 H	Oral Roberts	1 11			
						69 H	Oral Roberts	0 6			
									LAST 15 GAMES		
247 H IPFW			1 8			200 A Omaha			10 2		
247 H IPFW			5 11			200 A Omaha			3 2		
247 H IPFW			1 9			200 A Omaha			1 6		
69 H Oral Roberts			1 11								
69 H Oral Roberts			0 6								

Western Ill.

69	H	Oral Roberts	9	4
133	A	Bradley	3	6

W
e
s
t
e
r
n
I
l
l
.

W
e
s
t
e
r
n
I
l
l
.

Average RPI Win:	227	WON-LOST RECORD	WINNING PCT. RANK	LAST 15 GAMES	STRENGTH OF SCHEDULE	OPP. STRENGTH OF SCHEDULE	TEAM RPI	ADJ RPI	CONF. RPI	ADJ CONF. RPI															
DIV. I ONLY		15-21-0	.41667	213	7-8-0	237	246	257	.43731	257	19	19													
DIV. I NON-CONF.		12-18-0	.4	206	4-5-0	227	242	250	.44556	249	19	19													
<hr/>																									
TOTALS	RPI 1-25	RPI 26-50		W-L RECORDS		RPI 51-100		RPI 101-150		RPI 150+															
15-21-0	0-1-0	0-0-0		OVERALL		1-8-0		0-2-0		14-10-0															
11-8-0	0-0-0	0-0-0		HOME		0-3-0		0-0-0		11-5-0															
2-9-0	0-1-0	0-0-0		AWAY		0-3-0		0-2-0		2-3-0															
2-4-0	0-0-0	0-0-0		NEUTRAL		1-2-0		0-0-0		1-2-0															
12-18-0	0-1-0	0-0-0		NON-CONFERENCE		1-8-0		0-2-0		11-7-0															
8-5-0	0-0-0	0-0-0		HOME		0-3-0		0-0-0		8-2-0															
2-9-0	0-1-0	0-0-		AWAY		0-3-0		0-2-0		2-3-0															
2-4-0	0-0-0	0-0-0		NEUTRAL		1-2-0		0-0-0		1-2-0															
3-3-0	0-0-0	0-0-0		CONFERENCE		0-0-0		0-0-0		3-3-0															
3-3-0	0-0-0	0-0-0		HOME		0-0-0		0-0-0		3-3-0															
0-0-0	0-0-0	0-0-0		AWAY		0-0-0		0-0-0		0-0-0															
0-0-0	0-0-0	0-0-0		NEUTRAL		0-0-0		0-0-0		0-0-0															
<hr/>																									
RPI	S	Opponent	Score		RPI	S	Opponent	Score		RPI	S	Opponent	Score												
9	A	Florida St.	10	11					66	H	Hartford	1	2	118	A	Saint Joseph's	0	8							
								66	H	Hartford	0	8	118	A	Saint Joseph's	3	8								
								66	H	Hartford	1	11	153	H	St. John's (NY)	2	5								
								67	A	Houston	1	13	153	H	St. John's (NY)	1	6								
								67	A	Houston	0	4	153	H	St. John's (NY)	7	2								
								67	A	Houston	3	10	158	A	Stony Brook	3	8								
								71	N	Boston College	10	11	159	H	Sacred Heart	0	2								
								92	N	Indiana St.	6	5	159	H	Sacred Heart	3	2								
								99	N	Illinois	2	4	166	A	Stetson	1	5								
												205	N	Dartmouth	14	1									
												208	A	Fordham	11	3									
												215	H	St. Bonaventure	7	3									
												215	H	St. Bonaventure	5	2									
												223	A	Penn	9	4									
												223	H	Penn	6	1									
												261	N	Central Mich.	5	9									
												279	H	Lehigh	8	6									
												281	A	La Salle	1	3									
												281	H	La Salle	5	2									
												282	H	Butler	6	11									
												282	H	Butler	9	1									
												282	H	Butler	3	2									
				LAST 15 GAMES								282	H	Butler	3	2									
				281 H La Salle				5	2	118 A Saint Joseph's				0	8	291 N Chicago St.				3	4				
				153 H St. John's (NY)				2	5	215 H St. Bonaventure				7	3	292 H Delaware St.				2	1				
				153 H St. John's (NY)				1	6	215 H St. Bonaventure				5	2	294 H Saint Peter's				7	3				
				153 H St. John's (NY)				7	2									294 H Saint Peter's				1	5		
				282 H Butler				3	2																

Non-Div. I Games:

Villanova

282 H Butler	6	11
282 H Butler	9	1

V
i
l
l
a
n
o
v
a

V
i
l
l
a
n
o
v
a

NYIT

NYIT

265	A	Maine	4	2
265	A	Maine	9	4

RPI	S	Opponent	Score	
279	A	Lehigh	5	10
299	N	Coppin St.	14	7
299	N	Coppin St.	5	2
299	N	Coppin St.	4	10

NYIT

NYIT

NYIT

Average RPI Win: 223		WON-LOST RECORD	WINNING PCT. RANK	LAST 15 GAMES	STRENGTH OF SCHEDULE	OPP. STRENGTH OF SCHEDULE	TEAM RPI	ADJ RPI	CONF. RPI	ADJ CONF. RPI	
Average RPI Loss: 176											
DIV. I ONLY		14-24-0	.36842 233	7-8-0	247	248	259	.43656 259	14	14	
DIV. I NON-CONF.		9-20-0	.31034 250	2-4-0	231	278	261	.43501 261	15	15	
<hr/>											
TOTALS		RPI 1-25		RPI 26-50		W-L RECORDS		RPI 51-100		RPI 101-150	RPI 150+
14-24-0		0-0-0		0-3-0		OVERALL		0-0-0		1-2-0	13-19-0
8-6-0		0-0-0		0-0-0		HOME		0-0-0		1-2-0	7-4-0
4-18-0		0-0-0		0-3-0		AWAY		0-0-0		0-0-0	4-15-0
2-0-0		0-0-0		0-0-0		NEUTRAL		0-0-0		0-0-0	2-0-0
9-20-0		0-0-0		0-3-0		NON-CONFERENCE		0-0-0		1-2-0	8-15-0
3-5-0		0-0-0		0-0-0		HOME		0-0-0		1-2-0	2-3-0
4-15-0		0-0-0		0-0-		AWAY		0-0-0		0-0-0	4-12-0
2-0-0		0-0-0		0-0-0		NEUTRAL		0-0-0		0-0-0	2-0-0
5-4-0		0-0-0		0-0-0		CONFERENCE		0-0-0		0-0-0	5-4-0
5-1-0		0-0-0		0-0-0		HOME		0-0-0		0-0-0	5-1-0
0-3-0		0-0-0		0-0-0		AWAY		0-0-0		0-0-0	0-3-0
0-0-0		0-0-0		0-0-0		NEUTRAL		0-0-0		0-0-0	0-0-0
RPI S	Opponent	Score	RPI S	Opponent	Score	RPI S	Opponent	Score	RPI S	Opponent	Score
			43 A	Wake Forest	4 8				134 H	Rhode Island	2 7
			46 A	Virginia	8 10				134 H	Rhode Island	4 9
			46 A	Virginia	3 4				134 H	Rhode Island	7 1
									154 A	New Mexico St.	8 9
									154 A	New Mexico St.	5 8
									154 A	New Mexico St.	3 17
									167 H	Navy	5 6
									176 A	Presbyterian	5 11
									176 A	Presbyterian	5 7
									176 A	Presbyterian	2 6
									183 A	Kennesaw St.	8 11
									183 A	Kennesaw St.	6 5
									183 A	Kennesaw St.	7 6
									188 N	Richmond	3 2
									194 A	UMBC	3 12
									194 H	UMBC	3 4
									201 A	Elon	8 9
									201 A	Elon	2 5
									201 A	Elon	6 7
									206 H	James Madison	6 4
									206 H	James Madison	8 4
									206 H	James Madison	3 2
									209 H	Hofstra	15 4
									209 H	Hofstra	3 7
									209 H	Hofstra	4 2
									212 A	George Washington	2 7
									212 H	George Washington	2 10
LAST 15 GAMES			212 A	George Washington	2 7	206 H	James Madison	3 2	209 H	Hofstra	15 4
			201 A	Elon	2 5	206 H	James Madison	6 4	209 H	Hofstra	3 7
			201 A	Elon	6 7	286 A	George Mason	3 10	209 H	Hofstra	4 2
			201 A	Elon	8 9				212 A	George Washington	2 7
			194 H	UMBC	3 4				212 H	George Washington	2 10

Non-Div. I Games:

Towson

212	H	George Washington	2	10
206	H	James Madison	8	4

RPI	S	Opponent	Score	
233	N	Harvard	6	5
284	A	Norfolk St.	6	3
284	A	Norfolk St.	7	12
284	A	Norfolk St.	7	13
286	A	George Mason	3	10
292	A	Delaware St.	8	1
296	H	Mt. St. Mary's	8	7
299	H	Coppin St.	8	7

Average RPI Win: 237		WON-LOST	WINNING	LAST 15	STRENGTH OF		OPP. STRENGTH	TEAM	ADJ		CONF.	ADJ CONF.
Average RPI Loss: 192		RECORD	PCT. RANK	GAMES	SCHEDULE		OF SCHEDULE	RPI	RPI		RPI	RPI
DIV. I ONLY		20-19-0	.51282	144	8-6-0		287	241	260		31	31
DIV. I NON-CONF.		11-11-0	.5	145	5-3-0		270	191	241		32	32
TOTALS		RPI 1-25	RPI 26-50		W-L RECORDS		RPI 51-100		RPI 101-150		RPI 150+	
20-19-0		0-0-0	0-1-0		OVERALL		1-3-0		2-3-0		17-12-0	
14-10-0		0-0-0	0-0-0		HOME		1-3-0		1-0-0		12-7-0	
6-9-0		0-0-0	0-1-0		AWAY		0-0-0		1-3-0		5-5-0	
0-0-0		0-0-0	0-0-0		NEUTRAL		0-0-0		0-0-0		0-0-0	
11-11-0		0-0-0	0-1-0		NON-CONFERENCE		1-3-0		2-0-0		8-7-0	
8-6-0		0-0-0	0-0-0		HOME		1-3-0		1-0-0		6-3-0	
3-5-0		0-0-0	0-0-		AWAY		0-0-0		1-0-0		2-4-0	
0-0-0		0-0-0	0-0-0		NEUTRAL		0-0-0		0-0-0		0-0-0	
9-8-0		0-0-0	0-0-0		CONFERENCE		0-0-0		0-3-0		9-5-0	
6-4-0		0-0-0	0-0-0		HOME		0-0-0		0-0-0		6-4-0	
3-4-0		0-0-0	0-0-0		AWAY		0-0-0		0-3-0		3-1-0	
0-0-0		0-0-0	0-0-0		NEUTRAL		0-0-0		0-0-0		0-0-0	
RPI S	Opponent	Score	RPI S	Opponent	Score	RPI S	Opponent	Score	RPI S	Opponent	Score	
			45 A	Duke	0 3	75 H	High Point	14 1	131 A	Longwood	7 4	
						98 H	Morehead St.	2 4	131 H	Longwood	5 3	
						98 H	Morehead St.	1 4	148 A	Florida A&M	4 6	
						98 H	Morehead St.	4 24	148 A	Florida A&M	4 16	
									148 A	Florida A&M	3 6	
									176 A	Presbyterian	6 15	
									184 H	Campbell	11 15	
									196 H	Niagara	7 3	
									196 H	Niagara	10 6	
									196 H	Niagara	11 12	
									196 H	Niagara	13 10	
									214 H	Bethune-Cookman	4 13	
									214 H	Bethune-Cookman	4 3	
									214 H	Bethune-Cookman	3 11	
									243 H	NJIT	8 4	
									243 H	NJIT	6 5	
									243 H	NJIT	4 5	
									246 A	Appalachian St.	1 12	
									246 H	Appalachian St.	4 1	
									249 A	Charleston So.	6 9	
									283 A	UNC Asheville	5 6	
									283 A	UNC Asheville	6 2	
									283 A	UNC Asheville	5 2	
									284 A	Norfolk St.	6 3	
									284 H	Norfolk St.	9 13	
									289 H	Savannah St.	2 4	
									289 H	Savannah St.	2 1	
LAST 15 GAMES			131 H	Longwood	5 3	283 A	UNC Asheville	5 2	283 A	UNC Asheville	5 2	
			290 H	N.C. A&T	8 4	131 A	Longwood	7 4	284 A	Norfolk St.	6 3	
			290 H	N.C. A&T	8 0	148 A	Florida A&M	4 6	284 H	Norfolk St.	9 13	
			290 H	N.C. A&T	4 3				289 H	Savannah St.	2 4	
			45 A	Duke	0 3				289 H	Savannah St.	2 1	

Non-Div. I Games: Virginia St. 14 4

N.C. Central

283	A	UNC Asheville	6	2
283	A	UNC Asheville	5	6

RPI	S	Opponent	Score	
289	H	Savannah St.	9	5
290	A	N.C. A&T	7	4
290	A	N.C. A&T	8	6
290	A	N.C. A&T	2	15
290	H	N.C. A&T	4	3
290	H	N.C. A&T	8	0
290	H	N.C. A&T	8	4

Average RPI Win: 206		WON-LOST	WINNING	LAST 15	STRENGTH OF		OPP. STRENGTH	TEAM	ADJ	CONF.	ADJ CONF.
Average RPI Loss: 125		RECORD	PCT. RANK	GAMES	SCHEDULE		OF SCHEDULE	RPI	RPI	RPI	RPI
DIV. I ONLY		7-29-0	.19444	294	3-11-0		103	222	261	.43593	261
DIV. I NON-CONF.		3-22-0	.12	294	0-6-0		99	179	271	.42575	271
TOTALS		RPI 1-25	RPI 26-50		W-L RECORDS		RPI 51-100		RPI 101-150		RPI 150+
7-29-0		0-0-0	0-3-0		OVERALL		1-10-0		1-6-0		5-10-0
2-5-0		0-0-0	0-0-0		HOME		1-2-0		1-2-0		0-1-0
2-17-0		0-0-0	0-2-0		AWAY		0-4-0		0-3-0		2-8-0
3-7-0		0-0-0	0-1-0		NEUTRAL		0-4-0		0-1-0		3-1-0
3-22-0		0-0-0	0-3-0		NON-CONFERENCE		0-8-0		0-4-0		3-7-0
0-0-0		0-0-0	0-0-0		HOME		0-0-0		0-0-0		0-0-0
0-15-0		0-0-0	0-0-		AWAY		0-4-0		0-3-0		0-6-0
3-7-0		0-0-0	0-1-0		NEUTRAL		0-4-0		0-1-0		3-1-0
4-7-0		0-0-0	0-0-0		CONFERENCE		1-2-0		1-2-0		2-3-0
2-5-0		0-0-0	0-0-0		HOME		1-2-0		1-2-0		0-1-0
2-2-0		0-0-0	0-0-0		AWAY		0-0-0		0-0-0		2-2-0
0-0-0		0-0-0	0-0-0		NEUTRAL		0-0-0		0-0-0		0-0-0
RPI S	Opponent	Score	RPI S	Opponent	Score	RPI S	Opponent	Score	RPI S	Opponent	Score
			28 A	Michigan	7 9	54 A	Michigan St.	1 4	108 A	Arkansas	1 6
			35 A	Notre Dame	6 7	54 N	Michigan St.	3 7	108 A	Arkansas	3 4
			38 N	St. Mary's (CA)	4 15	62 N	Tennessee	1 20	108 A	Arkansas	4 9
						71 N	Boston College	3 9	118 N	Saint Joseph's	2 5
						84 A	Missouri St.	1 9	137 H	Ball St.	7 10
						84 A	Missouri St.	0 2	137 H	Ball St.	7 3
						84 A	Missouri St.	1 7	137 H	Ball St.	2 4
						96 H	Kent St.	2 5	165 N	North Dakota St.	11 4
						96 H	Kent St.	5 17	166 A	Stetson	3 4
						96 H	Kent St.	13 10	172 A	Grand Canyon	1 3
						99 N	Illinois	4 9	172 A	Grand Canyon	4 5
									179 A	Xavier	0 5
									179 A	Xavier	4 7
									179 A	Xavier	5 8
									232 A	Northern Ill.	6 9
									232 A	Northern Ill.	7 6
									232 A	Northern Ill.	2 3
									251 N	Illinois St.	7 13
									257 N	Villanova	9 5
									276 A	Bowling Green	10 5
									276 H	Bowling Green	0 4
									282 N	Butler	8 3
LAST 15 GAMES											
			35 A	Notre Dame	6 7	232 A	Northern Ill.	6 9			
			137 H	Ball St.	2 4	84 A	Missouri St.	1 7			
			137 H	Ball St.	7 10	84 A	Missouri St.	1 9			
			137 H	Ball St.	7 3						
			54 N	Michigan St.	3 7						

Non-Div. I Games: Saginaw Valley 7 4

Central Mich.

232 A Northern Ill.	2	3
232 A Northern Ill.	7	6

C
e
n
t
r
a
l
M
i
c
h
.

C
e
n
t
r
a
l
M
i
c
h
.

Average RPI Win: 209		WON-LOST RECORD	WINNING PCT. RANK	LAST 15 GAMES	STRENGTH OF SCHEDULE	OPP. STRENGTH OF SCHEDULE	TEAM RPI	ADJ RPI	CONF. RPI	ADJ CONF. RPI					
Average RPI Loss: 181															
DIV. I ONLY		12-23-0	.34286 250	7-8-0	270	240	262	.4354 262	28	28					
DIV. I NON-CONF.		5-18-0	.21739 276	1-5-0	269	221	284	.41343 283	26	26					
<hr/>															
TOTALS		RPI 1-25	RPI 26-50		W-L RECORDS		RPI 51-100		RPI 101-150		RPI 150+				
12-23-0	0-0-0		0-0-0		OVERALL		1-4-0		0-3-0		11-16-0				
3-6-0	0-0-0		0-0-0		HOME		0-0-0		0-0-0		3-6-0				
9-17-0	0-0-0		0-0-0		AWAY		1-4-0		0-3-0		8-10-0				
0-0-0	0-0-0		0-0-0		NEUTRAL		0-0-0		0-0-0		0-0-0				
5-18-0	0-0-0		0-0-0		NON-CONFERENCE		1-4-0		0-3-0		4-11-0				
0-3-0	0-0-0		0-0-0		HOME		0-0-0		0-0-0		0-3-0				
5-15-0	0-0-0		0-0-		AWAY		1-4-0		0-3-0		4-8-0				
0-0-0	0-0-0		0-0-0		NEUTRAL		0-0-0		0-0-0		0-0-0				
7-5-0	0-0-0		0-0-0		CONFERENCE		0-0-0		0-0-0		7-5-0				
3-3-0	0-0-0		0-0-0		HOME		0-0-0		0-0-0		3-3-0				
4-2-0	0-0-0		0-0-0		AWAY		0-0-0		0-0-0		4-2-0				
0-0-0	0-0-0		0-0-0		NEUTRAL		0-0-0		0-0-0		0-0-0				
RPI	S	Opponent	Score	RPI	S	Opponent	Score	RPI	S	Opponent	Score				
						92 A	Indiana St.	3		10	105 A	UCF	9		10
						92 A	Indiana St.	3		12	105 A	UCF	0		15
						92 A	Indiana St.	3		2	105 A	UCF	2		11
						98 A	Morehead St.	4		11	166 A	Stetson	3		5
						98 A	Morehead St.	7		24	166 A	Stetson	6		13
											181 A	Monmouth	6		2
											181 A	Monmouth	4		10
											181 A	Monmouth	6		4
											190 A	Canisius	3		1
											190 A	Canisius	4		16
											190 A	Canisius	6		4
											196 H	Niagara	4		8
											196 H	Niagara	8		0
											196 H	Niagara	2		8
											204 H	Holy Cross	6		9
											208 A	Fordham	4		2
											216 A	Central Conn. St.	5		6
											222 H	Quinnipiac	8		7
											222 H	Quinnipiac	0		7
											222 H	Quinnipiac	3		2
											229 A	The Citadel	2		3
											229 A	The Citadel	2		14
											229 A	The Citadel	4		6
											252 H	Brown	5		7
											252 H	Brown	2		10
											255 A	Army West Point	13		6
											264 A	Fairleigh Dickinson	6		10
				LAST 15 GAMES											
						204 H	Holy Cross	6		9	222 H	Quinnipiac	0		7
						216 A	Central Conn. St.	5		6	222 H	Quinnipiac	3		2
						181 A	Monmouth	6		4	264 A	Fairleigh Dickinson	6		10
						181 A	Monmouth	6		2					
						181 A	Monmouth	4		10					

Non-Div. I Games:

Siena

208	A	Fordham	4	2
222	H	Quinnipiac	8	7

RPI	S	Opponent	Score	
286	A	George Mason	19	7
286	A	George Mason	2	5
286	A	George Mason	5	3

Siena

S
i
e
n
a

S
i
e
n
a

Average RPI Win: 222		WON-LOST	WINNING	LAST 15	STRENGTH OF		OPP. STRENGTH	TEAM	ADJ	CONF.	ADJ CONF.
Average RPI Loss: 162		RECORD	PCT. RANK	GAMES	SCHEDULE		OF SCHEDULE	RPI	RPI	RPI	RPI
DIV. I ONLY		9-24-0	.27273	272	3-12-0		187	263	263	.43539	25
DIV. I NON-CONF.		3-17-0	.15	289	1-5-0		222	220	288	.40284	24
TOTALS		RPI 1-25	RPI 26-50		W-L RECORDS		RPI 51-100		RPI 101-150		RPI 150+
9-24-0		0-0-0	0-1-0		OVERALL		1-4-0		1-9-0		7-10-0
3-3-0		0-0-0	0-0-0		HOME		0-1-0		0-0-0		3-2-0
4-17-0		0-0-0	0-1-0		AWAY		1-3-0		0-7-0		3-6-0
2-4-0		0-0-0	0-0-0		NEUTRAL		0-0-0		1-2-0		1-2-0
3-17-0		0-0-0	0-1-0		NON-CONFERENCE		0-2-0		1-6-0		2-8-0
0-1-0		0-0-0	0-0-0		HOME		0-1-0		0-0-0		0-0-0
1-12-0		0-0-0	0-0-		AWAY		0-1-0		0-4-0		1-6-0
2-4-0		0-0-0	0-0-0		NEUTRAL		0-0-0		1-2-0		1-2-0
6-7-0		0-0-0	0-0-0		CONFERENCE		1-2-0		0-3-0		5-2-0
3-2-0		0-0-0	0-0-0		HOME		0-0-0		0-0-0		3-2-0
3-5-0		0-0-0	0-0-0		AWAY		1-2-0		0-3-0		2-0-0
0-0-0		0-0-0	0-0-0		NEUTRAL		0-0-0		0-0-0		0-0-0
RPI S	Opponent	Score	RPI S	Opponent	Score	RPI S	Opponent	Score	RPI S	Opponent	Score
			29 A	Georgia Tech	0 13	54 A	Michigan St.	5 6	116 A	Middle Tenn.	2 3
						85 H	Valparaiso	4 8	118 N	Saint Joseph's	8 17
						96 A	Kent St.	7 9	133 N	Bradley	5 16
						96 A	Kent St.	5 4	133 N	Bradley	6 3
						96 A	Kent St.	2 13	137 A	Ball St.	3 13
									137 A	Ball St.	1 21
									137 A	Ball St.	2 7
									148 A	Florida A&M	0 9
									148 A	Florida A&M	1 2
									148 A	Florida A&M	5 12
									152 N	Georgetown	12 5
									165 N	North Dakota St.	2 4
									183 A	Kennesaw St.	4 7
									224 A	Belmont	1 3
									226 A	Georgia St.	2 3
									227 A	Lipscomb	0 1
									232 H	Northern Ill.	3 17
									232 H	Northern Ill.	15 12
									232 H	Northern Ill.	2 5
									251 N	Illinois St.	1 2
									276 A	Bowling Green	3 2
									276 A	Bowling Green	11 0
									276 H	Bowling Green	6 5
									276 H	Bowling Green	1 0
									282 A	Butler	3 7
									282 A	Butler	2 0
									291 A	Chicago St.	3 6
LAST 15 GAMES			54 A	Michigan St.	5 6	137 A	Ball St.	2 7	276 H	Bowling Green	6 5
			232 H	Northern Ill.	15 12	96 A	Kent St.	2 13	276 H	Bowling Green	1 0
			232 H	Northern Ill.	3 17	96 A	Kent St.	7 9	282 A	Butler	3 7
			232 H	Northern Ill.	2 5				282 A	Butler	2 0
			85 H	Valparaiso	4 8				291 A	Chicago St.	3 6

Non-Div. I Games:

Western Mich.

137 A Ball St.	3	13
137 A Ball St.	1	21

W
e
s
t
e
r
n
M
i
c
h
.

W
e
s
t
e
r
n
M
i
c
h
.

Average RPI Win: 261		WON-LOST	WINNING	LAST 15	STRENGTH OF		OPP. STRENGTH	TEAM	ADJ	CONF.	ADJ CONF.
Average RPI Loss: 191		RECORD	PCT. RANK	GAMES	SCHEDULE		OF SCHEDULE	RPI	RPI	RPI	RPI
DIV. I ONLY		18-18-0	.5	148	7-8-0		286	298	264	.43323	264
DIV. I NON-CONF.		10-11-0	.47619	166	2-2-0		293	299	269	.42866	268
TOTALS		RPI 1-25	RPI 26-50		W-L RECORDS		RPI 51-100		RPI 101-150		RPI 150+
18-18-0	0-0-0	1-3-0		OVERALL		0-0-0		0-3-0		17-12-0	
8-7-0	0-0-0	1-3-0		HOME		0-0-0		0-0-0		7-4-0	
9-9-0	0-0-0	0-0-0		AWAY		0-0-0		0-3-0		9-6-0	
1-2-0	0-0-0	0-0-0		NEUTRAL		0-0-0		0-0-0		1-2-0	
10-11-0	0-0-0	0-0-0		NON-CONFERENCE		0-0-0		0-3-0		10-8-0	
4-3-0	0-0-0	0-0-0		HOME		0-0-0		0-0-0		4-3-0	
5-6-0	0-0-0	0-0-		AWAY		0-0-0		0-3-0		5-3-0	
1-2-0	0-0-0	0-0-0		NEUTRAL		0-0-0		0-0-0		1-2-0	
8-7-0	0-0-0	1-3-0		CONFERENCE		0-0-0		0-0-0		7-4-0	
4-4-0	0-0-0	1-3-0		HOME		0-0-0		0-0-0		3-1-0	
4-3-0	0-0-0	0-0-0		AWAY		0-0-0		0-0-0		4-3-0	
0-0-0	0-0-0	0-0-0		NEUTRAL		0-0-0		0-0-0		0-0-0	
RPI S	Opponent	Score		RPI S	Opponent	Score		RPI S	Opponent	Score	
				40 H Bryant		2 6		131 A Longwood		3 6	
				40 H Bryant		1 19		131 A Longwood		3 5	
				40 H Bryant		9 11		131 A Longwood		3 4	
				40 H Bryant		10 3		153 H St. John's (NY)		1 16	
								159 A Sacred Heart		0 2	
								159 A Sacred Heart		6 9	
								159 A Sacred Heart		5 4	
								209 H Hofstra		1 4	
								235 A Lafayette		7 6	
								243 A NJIT		3 14	
								258 A NYIT		1 0	
								258 A NYIT		0 9	
								258 H NYIT		11 1	
								258 H NYIT		3 6	
								262 H Siena		10 6	
								279 A Lehigh		6 5	
								279 A Lehigh		5 4	
								279 H Lehigh		10 6	
								279 H Lehigh		7 0	
								293 N UMES		7 5	
								293 N UMES		4 6	
								293 N UMES		1 5	
								296 A Mt. St. Mary's		1 0	
								296 A Mt. St. Mary's		2 5	
								296 A Mt. St. Mary's		4 1	
								296 A Mt. St. Mary's		17 2	
								296 H Mt. St. Mary's		4 3	

Non-Div. I Games:

Fairleigh Dickinson

299	A	Coppin St.	35	24
299	A	Coppin St.	8	15

RPI	S	Opponent	Score	
296	H	Mt. St. Mary's	9	4
296	H	Mt. St. Mary's	6	13
296	H	Mt. St. Mary's	6	0
299	A	Coppin St.	35	24
299	A	Coppin St.	8	15

Fairleigh Dickinson

F
a
i
r
l
e
i
g
h
D
i
c
k
i
n
s
o
n

F
a
i
r
l
e
i
g
h
D
i
c
k
i
n
s
o
n

Average RPI Win: 197		WON-LOST RECORD		WINNING PCT. RANK		LAST 15 GAMES		STRENGTH OF SCHEDULE		OPP. STRENGTH OF SCHEDULE		TEAM RPI		ADJ RPI		CONF. RPI		ADJ CONF. RPI	
DIV. I ONLY		9-23-0		.28125 269		4-9-0		171		251		265		.43257 265		20		20	
DIV. I NON-CONF.		7-17-0		.29167 257		2-3-0		177		256		251		.4447 251		20		20	
TOTALS		RPI 1-25		RPI 26-50		W-L RECORDS		RPI 51-100		RPI 101-150		RPI 150+							
9-23-0		1-3-0		0-0-0		OVERALL		0-0-0		0-3-0		8-17-0							
4-6-0		0-0-0		0-0-0		HOME		0-0-0		0-3-0		4-3-0							
3-10-0		1-3-0		0-0-0		AWAY		0-0-0		0-0-0		2-6-0							
2-7-0		0-0-0		0-0-0		NEUTRAL		0-0-0		0-0-0		2-7-0							
7-17-0		1-3-0		0-0-0		NON-CONFERENCE		0-0-0		0-0-0		6-14-0							
2-2-0		0-0-0		0-0-0		HOME		0-0-0		0-0-0		2-2-0							
3-8-0		1-3-0		0-0-		AWAY		0-0-0		0-0-0		2-5-0							
2-7-0		0-0-0		0-0-0		NEUTRAL		0-0-0		0-0-0		2-7-0							
2-6-0		0-0-0		0-0-0		CONFERENCE		0-0-0		0-3-0		2-3-0							
2-4-0		0-0-0		0-0-0		HOME		0-0-0		0-3-0		2-1-0							
0-2-0		0-0-0		0-0-0		AWAY		0-0-0		0-0-0		0-2-0							
0-0-0		0-0-0		0-0-0		NEUTRAL		0-0-0		0-0-0		0-0-0							
RPI S	Opponent		Score		RPI S	Opponent		Score		RPI S	Opponent		Score		RPI S	Opponent		Score	
3	A	Miami (FL)	2	6								145	H	Binghamton	0	2			
11	A	Clemson	4	9								145	H	Binghamton	1	8			
11	A	Clemson	2	19								145	H	Binghamton	1	6			
11	A	Clemson	4	3								154	A	New Mexico St.	3	7			
												154	A	New Mexico St.	2	3			
												154	A	New Mexico St.	13	3			
												154	A	New Mexico St.	3	1			
												158	A	Stony Brook	1	2			
												158	A	Stony Brook	0	11			
												165	N	North Dakota St.	3	4			
												166	A	Stetson	1	5			
												166	A	Stetson	6	7			
												166	A	Stetson	4	6			
												194	H	UMBC	1	3			
												194	H	UMBC	7	5			
												194	H	UMBC	6	3			
												205	N	Dartmouth	2	4			
												215	N	St. Bonaventure	3	4			
												215	N	St. Bonaventure	2	9			
												254	N	Bucknell	3	6			
												258	H	NYIT	4	9			
												258	H	NYIT	4	1			
												258	H	NYIT	8	5			
												258	H	NYIT	2	4			
												267	N	LIU Brooklyn	3	2			
												271	N	Massachusetts	1	10			
												271	N	Massachusetts	3	5			
Non-Div. I Games: Thomas (ME)				8	4	Me.-Presque Isle				11	0	Maine							

258	H	NYIT	2	4
258	H	NYIT	4	9

RPI	S	Opponent	Score	
279	N	Lehigh	11	6

Maine

M
a
i
n
e

M
a
i
n
e

Average RPI Win: 203		WON-LOST	WINNING	LAST 15	STRENGTH OF		OPP. STRENGTH	TEAM	ADJ	CONF.	ADJ CONF.
Average RPI Loss: 130		RECORD	PCT. RANK	GAMES	SCHEDULE		OF SCHEDULE	RPI	RPI	RPI	RPI
DIV. I ONLY		10-27-0	.27027	273	157		213	266	.4315	266	11
DIV. I NON-CONF.		6-15-0	.28571	258	221		238	274	.42285	273	10
TOTALS		RPI 1-25	RPI 26-50		W-L RECORDS		RPI 51-100		RPI 101-150		RPI 150+
10-27-0	0-0-0	0-4-0		OVERALL		1-9-0		2-3-0		7-11-0	
8-9-0	0-0-0	0-0-0		HOME		1-5-0		1-0-0		6-4-0	
2-15-0	0-0-0	0-2-0		AWAY		0-4-0		1-3-0		1-6-0	
0-3-0	0-0-0	0-2-0		NEUTRAL		0-0-0		0-0-0		0-1-0	
6-15-0	0-0-0	0-4-0		NON-CONFERENCE		0-1-0		2-3-0		4-7-0	
5-2-0	0-0-0	0-0-0		HOME		0-0-0		1-0-0		4-2-0	
1-10-0	0-0-0	0-0-		AWAY		0-1-0		1-3-0		0-4-0	
0-3-0	0-0-0	0-2-0		NEUTRAL		0-0-0		0-0-0		0-1-0	
4-12-0	0-0-0	0-0-0		CONFERENCE		1-8-0		0-0-0		3-4-0	
3-7-0	0-0-0	0-0-0		HOME		1-5-0		0-0-0		2-2-0	
1-5-0	0-0-0	0-0-0		AWAY		0-3-0		0-0-0		1-2-0	
0-0-0	0-0-0	0-0-0		NEUTRAL		0-0-0		0-0-0		0-0-0	
RPI S	Opponent	Score	RPI S	Opponent	Score	RPI S	Opponent	Score	RPI S	Opponent	Score
26 A	Oklahoma St.	2 3	26 A	Oklahoma St.	1 7	56 A	Dallas Baptist	1 17	123 A	UTSA	5 2
35 N	Notre Dame	2 13	59 H	McNeese St.	0 1	126 A	UT Arlington	3 9	126 A	UT Arlington	0 13
37 N	Gonzaga	5 8	59 H	McNeese St.	8 7	126 A	UT Arlington	2 10	126 A	UT Arlington	2 10
			59 H	McNeese St.	0 4	133 H	Bradley	6 2	161 A	Texas St.	5 22
			63 A	Southeastern La.	0 11	161 A	Texas St.	4 5	161 A	Texas St.	0 4
			63 A	Southeastern La.	0 9	178 A	Houston Baptist	0 2	178 A	Houston Baptist	3 2
			63 A	Southeastern La.	2 4	178 A	Houston Baptist	1 3	178 A	Houston Baptist	1 3
			86 H	Sam Houston St.	2 8	217 H	Nicholls St.	3 8	217 H	Nicholls St.	7 5
			86 H	Sam Houston St.	3 23	217 H	Nicholls St.	4 8	220 H	A&M-Corpus Christi	5 4
			86 H	Sam Houston St.	3 12	267 H	LIU Brooklyn	8 2	267 H	LIU Brooklyn	7 4
			220 H	A&M-Corpus Christi	5 4	267 H	LIU Brooklyn	7 10	267 H	LIU Brooklyn	7 10
			123 A	UTSA	5 2	268 A	UTRGV	3 4	268 A	UTRGV	3 4
						178 A	Houston Baptist	0 2	268 H	UTRGV	6 5
									287 N	Texas Southern	1 3
									295 H	Prairie View	1 5
									295 H	Prairie View	12 2
LAST 15 GAMES											
86 H	Sam Houston St.	2 8	217 H	Nicholls St.	4 8						
86 H	Sam Houston St.	3 23	268 A	UTRGV	3 4						
86 H	Sam Houston St.	3 12	178 A	Houston Baptist	0 2						
220 H	A&M-Corpus Christi	5 4									
123 A	UTSA	5 2									

Non-Div. I Games:

Incarnate Word

217 H Nicholls St.	3	8
217 H Nicholls St.	7	5

I
n
c
a
r
n
a
t
e
W
o
r
d

I
n
c
a
r
n
a
t
e
W
o
r
d

Average RPI Win:		252	WON-LOST RECORD		WINNING PCT. RANK		LAST 15 GAMES		STRENGTH OF SCHEDULE		OPP. STRENGTH OF SCHEDULE		TEAM RPI	ADJ RPI		CONF. RPI	ADJ CONF. RPI
Average RPI Loss:		151															
DIV. I ONLY			10-22-0		.3125 261		5-10-0		238		243		267	.43143 267		27	27
DIV. I NON-CONF.			6-16-0		.27273 262		1-5-0		264		229		267	.42977 267		28	28
TOTALS		RPI 1-25		RPI 26-50		W-L RECORDS		RPI 51-100		RPI 101-150		RPI 150+					
10-22-0		0-3-0		0-2-0		OVERALL		0-0-0		1-5-0		9-12-0					
4-7-0		0-0-0		0-0-0		HOME		0-0-0		0-0-0		4-7-0					
6-14-0		0-3-0		0-2-0		AWAY		0-0-0		1-5-0		5-4-0					
0-1-0		0-0-0		0-0-0		NEUTRAL		0-0-0		0-0-0		0-1-0					
6-16-0		0-3-0		0-0-0		NON-CONFERENCE		0-0-0		1-5-0		5-8-0					
0-3-0		0-0-0		0-0-0		HOME		0-0-0		0-0-0		0-3-0					
6-12-0		0-3-0		0-0-		AWAY		0-0-0		1-5-0		5-4-0					
0-1-0		0-0-0		0-0-0		NEUTRAL		0-0-0		0-0-0		0-1-0					
4-6-0		0-0-0		0-2-0		CONFERENCE		0-0-0		0-0-0		4-4-0					
4-4-0		0-0-0		0-0-0		HOME		0-0-0		0-0-0		4-4-0					
0-2-0		0-0-0		0-2-0		AWAY		0-0-0		0-0-0		0-0-0					
0-0-0		0-0-0		0-0-0		NEUTRAL		0-0-0		0-0-0		0-0-0					
RPI	S	Opponent		Score		RPI	S	Opponent		Score		RPI	S	Opponent		Score	
18	A	Fla. Atlantic		1	5	40	A	Bryant		1	5	105	A	UCF		7	12
18	A	Fla. Atlantic		3	4	40	A	Bryant		1	3	105	A	UCF		2	5
18	A	Fla. Atlantic		2	17							105	A	UCF		3	4
												119	A	Seton Hall		6	3
												119	A	Seton Hall		1	6
												119	A	Seton Hall		0	10
												158	H	Stony Brook		1	8
												159	H	Sacred Heart		2	5
												159	H	Sacred Heart		0	5
												159	H	Sacred Heart		0	11
												159	H	Sacred Heart		0	8
												209	H	Hofstra		6	12
												245	H	Wagner		5	3
												245	H	Wagner		9	1
												245	H	Wagner		4	1
												245	H	Wagner		5	2
												258	H	NYIT		3	4
												265	N	Maine		2	3
												266	A	Incarnate Word		2	8
												266	A	Incarnate Word		4	7
												266	A	Incarnate Word		10	7
												286	A	George Mason		11	2
												286	A	George Mason		10	7
												286	A	George Mason		8	9
												289	A	Savannah St.		11	3
												289	A	Savannah St.		2	3
												289	A	Savannah St.		4	3
LAST 15 GAMES				209 H Hofstra		6	12	245 H Wagner		5	3	286 A George Mason		10	7		
				119 A Seton Hall		6	3	245 H Wagner		9	1	286 A George Mason		8	9		
				119 A Seton Hall		1	6	40 A Bryant		1	5	289 A Savannah St.		11	3		
				119 A Seton Hall		0	10					289 A Savannah St.		2	3		
				158 H Stony Brook		1	8					289 A Savannah St.		4	3		

Non-Div. I Games:

LIU Brooklyn

245 H Wagner	4	1
245 H Wagner	5	2

L
I
U
B
r
o
o
k
l
y
n

L
I
U
B
r
o
o
k
l
y
n

Average RPI Win: 231		WON-LOST RECORD	WINNING PCT. RANK	LAST 15 GAMES	STRENGTH OF SCHEDULE	OPP. STRENGTH OF SCHEDULE	TEAM RPI	ADJ RPI	CONF. RPI	ADJ CONF. RPI	
Average RPI Loss: 169											
DIV. I ONLY		14-16-0	.46667 174	9-6-0	288	192	268	.43137 268	26	26	
DIV. I NON-CONF.		8-13-0	.38095 217	3-3-0	276	185	273	.42306 272	25	25	
<hr/>											
TOTALS		RPI 1-25	RPI 26-50		W-L RECORDS		RPI 51-100		RPI 101-150		RPI 150+
14-16-0		0-1-0	0-0-0		OVERALL		1-2-0		0-1-0		13-12-0
11-5-0		0-0-0	0-0-0		HOME		0-0-0		0-0-0		11-5-0
3-11-0		0-1-0	0-0-0		AWAY		1-2-0		0-1-0		2-7-0
0-0-0		0-0-0	0-0-0		NEUTRAL		0-0-0		0-0-0		0-0-0
<hr/>											
8-13-0		0-1-0	0-0-0		NON-CONFERENCE		1-2-0		0-1-0		7-9-0
7-3-0		0-0-0	0-0-0		HOME		0-0-0		0-0-0		7-3-0
1-10-0		0-1-0	0-0-		AWAY		1-2-0		0-1-0		0-6-0
0-0-0		0-0-0	0-0-0		NEUTRAL		0-0-0		0-0-0		0-0-0
<hr/>											
6-3-0		0-0-0	0-0-0		CONFERENCE		0-0-0		0-0-0		6-3-0
4-2-0		0-0-0	0-0-0		HOME		0-0-0		0-0-0		4-2-0
2-1-0		0-0-0	0-0-0		AWAY		0-0-0		0-0-0		2-1-0
0-0-0		0-0-0	0-0-0		NEUTRAL		0-0-0		0-0-0		0-0-0
<hr/>											
RPI S	Opponent	Score		RPI S	Opponent	Score		RPI S	Opponent	Score	
23 A	TCU	0 13						52 A	Lamar	1 4	
								52 A	Lamar	1 4	
								52 A	Lamar	7 3	
								132 A	Texas	5 7	
								154 H	New Mexico St.	3 7	
								154 H	New Mexico St.	3 12	
								154 H	New Mexico St.	9 3	
								161 H	Texas St.	4 3	
								169 H	Washington St.	3 1	
								178 H	Houston Baptist	2 6	
								185 A	Abilene Christian	2 7	
								185 A	Abilene Christian	2 5	
								185 A	Abilene Christian	1 3	
								185 A	Abilene Christian	5 6	
								220 A	A&M-Corpus Christi	4 5	
								220 H	A&M-Corpus Christi	2 9	
								220 H	A&M-Corpus Christi	3 6	
								230 H	North Dakota	2 1	
								230 H	North Dakota	8 4	
								230 H	North Dakota	12 2	
								266 A	Incarnate Word	5 6	
								266 H	Incarnate Word	4 3	
								285 H	Jackson St.	10 4	
								285 H	Jackson St.	11 4	
								291 A	Chicago St.	7 1	
								291 A	Chicago St.	7 12	
								291 A	Chicago St.	9 2	
								295 H	Prairie View	7 6	
								295 H	Prairie View	11 9	
<hr/>											
LAST 15 GAMES											
220 A	A&M-Corpus Christi	4 5		291 A	Chicago St.	7 12		291 A	Chicago St.	7 12	
132 A	Texas	5 7		266 H	Incarnate Word	4 3		291 A	Chicago St.	9 2	
230 H	North Dakota	8 4		154 H	New Mexico St.	3 7		295 H	Prairie View	7 6	
230 H	North Dakota	12 2						295 H	Prairie View	11 9	
230 H	North Dakota	2 1									

UTRGV

291 A Chicago St.	7	1
291 A Chicago St.	9	2

U
T
R
G
V

U
T
R
G
V

[illegible]

Non-Div. I Games:

CSU Bakersfield

147 H Sacramento St.	4	2
147 H Sacramento St.	3	6

C
S
U
B
a
k
e
r
s
f
i
e
l
d

C
S
U
B
a
k
e
r
s
f
i
e
l
d

Average RPI Win:	154	WON-LOST RECORD	WINNING PCT. RANK	LAST 15 GAMES	STRENGTH OF SCHEDULE	OPP. STRENGTH OF SCHEDULE	TEAM RPI	ADJ RPI	CONF. RPI	ADJ CONF. RPI		
DIV. I ONLY		8-22-0	.26667	276	3-12-0	167	149	270	.43017	270	10	10
DIV. I NON-CONF.		7-14-0	.33333	236	2-4-0	172	143	254	.44071	254	12	12
<hr/>												
TOTALS	RPI 1-25	RPI 26-50		W-L RECORDS		RPI 51-100		RPI 101-150		RPI 150+		
8-22-0	0-0-0	1-1-0		OVERALL		0-4-0		1-6-0		6-11-0		
5-11-0	0-0-0	1-0-0		HOME		0-1-0		1-2-0		3-8-0		
2-9-0	0-0-0	0-1-0		AWAY		0-3-0		0-3-0		2-2-0		
1-2-0	0-0-0	0-0-0		NEUTRAL		0-0-0		0-1-0		1-1-0		
7-14-0	0-0-0	1-1-0		NON-CONFERENCE		0-1-0		1-6-0		5-6-0		
5-8-0	0-0-0	1-0-0		HOME		0-1-0		1-2-0		3-5-0		
1-4-0	0-0-0	0-0-		AWAY		0-0-0		0-3-0		1-0-0		
1-2-0	0-0-0	0-0-0		NEUTRAL		0-0-0		0-1-0		1-1-0		
1-8-0	0-0-0	0-0-0		CONFERENCE		0-3-0		0-0-0		1-5-0		
0-3-0	0-0-0	0-0-0		HOME		0-0-0		0-0-0		0-3-0		
1-5-0	0-0-0	0-0-0		AWAY		0-3-0		0-0-0		1-2-0		
0-0-0	0-0-0	0-0-0		NEUTRAL		0-0-0		0-0-0		0-0-0		
RPI	S	Opponent	Score	RPI	S	Opponent	Score	RPI	S	Opponent	Score	
28	H	Michigan	4 3	51	A	Cal St. Fullerton	0 10	111	A	Arizona St.	3 4	
38	A	St. Mary's (CA)	6 7	51	A	Cal St. Fullerton	3 13	111	A	Arizona St.	5 6	
				51	A	Cal St. Fullerton	2 3	111	A	Arizona St.	2 3	
				61	H	Stanford	2 5	118	N	Saint Joseph's	8 10	
								138	H	Nevada	1 3	
								143	H	San Francisco	15 3	
								143	H	San Francisco	1 2	
								151	N	Utah Valley	8 10	
								151	N	Utah Valley	2 0	
								155	H	Air Force	6 2	
								155	H	Air Force	8 9	
								155	H	Air Force	2 5	
								156	A	Santa Clara	8 0	
								186	H	Portland	4 3	
								186	H	Portland	4 7	
								186	H	Portland	0 12	
								186	H	Portland	6 9	
								197	H	Hawaii	2 7	
								197	H	Hawaii	5 6	
								197	H	Hawaii	0 5	
								202	H	South Dakota St.	5 4	
								213	A	UC Riverside	3 5	
								213	A	UC Riverside	5 8	
								213	A	UC Riverside	13 12	
LAST 15 GAMES												
38	A	St. Mary's (CA)	6 7	143	H	San Francisco	15 3					
51	A	Cal St. Fullerton	3 13	213	A	UC Riverside	13 12					
51	A	Cal St. Fullerton	2 3	213	A	UC Riverside	5 8					
51	A	Cal St. Fullerton	0 10									
197	H	Hawaii	2 7									

Non-Div. I Games:

UC Davis

197 H Hawaii	0	5
197 H Hawaii	5	6

U
C
D
a
v
i
s

U
C
D
a
v
i
s

[illegible]

Non-Div. I Games:

Massachusetts

71	A	Boston College	1	2
216	H	Central Conn. St.	6	5

M
a
s
s
a
c
h
u
s
e
t
t
s

M
a
s
s
a
c
h
u
s
e
t
t
s

Average RPI Win:		202	WON-LOST		WINNING		LAST 15		STRENGTH OF		OPP. STRENGTH		TEAM	ADJ		CONF.	ADJ CONF.							
Average RPI Loss:		124	RECORD		PCT. RANK		GAMES		SCHEDULE		OF SCHEDULE		RPI	RPI		RPI	RPI							
DIV. I ONLY			4-31-0		.11429		300		2-12-0		91		187		273		.42919		272		21		21	
DIV. I NON-CONF.			3-17-0		.15		289		1-3-0		185		101		265		.431		265		22		22	
TOTALS		RPI 1-25		RPI 26-50		W-L RECORDS		RPI 51-100		RPI 101-150		RPI 150+												
4-31-0		0-4-0		0-0-0		OVERALL		0-11-0		1-3-0		3-13-0												
0-6-0		0-0-0		0-0-0		HOME		0-3-0		0-0-0		0-3-0												
4-24-0		0-4-0		0-0-0		AWAY		0-7-0		1-3-0		3-10-0												
0-1-0		0-0-0		0-0-0		NEUTRAL		0-1-0		0-0-0		0-0-0												
3-17-0		0-4-0		0-0-0		NON-CONFERENCE		0-2-0		1-3-0		2-8-0												
0-0-0		0-0-0		0-0-0		HOME		0-0-0		0-0-0		0-0-0												
3-16-0		0-4-0		0-0-		AWAY		0-1-0		1-3-0		2-8-0												
0-1-0		0-0-0		0-0-0		NEUTRAL		0-1-0		0-0-0		0-0-0												
1-14-0		0-0-0		0-0-0		CONFERENCE		0-9-0		0-0-0		1-5-0												
0-6-0		0-0-0		0-0-0		HOME		0-3-0		0-0-0		0-3-0												
1-8-0		0-0-0		0-0-0		AWAY		0-6-0		0-0-0		1-2-0												
0-0-0		0-0-0		0-0-0		NEUTRAL		0-0-0		0-0-0		0-0-0												
RPI	S	Opponent		Score		RPI	S	Opponent		Score		RPI	S	Opponent		Score								
14	A	Vanderbilt		1	9					58	A	Southeast Mo. St.	1	15	108	A	Arkansas	2	5					
23	A	Southern Miss.		4	6					58	A	Southeast Mo. St.	11	12	108	A	Arkansas	10	8					
23	A	Southern Miss.		1	6					58	A	Southeast Mo. St.	7	20	108	A	Arkansas	2	3					
23	A	Southern Miss.		1	18					68	A	Austin Peay	3	6	128	A	Southern Ill.	2	10					
										68	A	Austin Peay	3	5	160	A	Central Ark.	2	4					
										68	A	Austin Peay	6	13	160	A	Central Ark.	1	9					
										70	H	Jacksonville St.	3	10	160	A	Central Ark.	3	4					
										70	H	Jacksonville St.	4	6	160	A	Central Ark.	5	6					
										70	H	Jacksonville St.	3	4	198	H	Tennessee Tech	6	8					
										99	A	Illinois	7	9	198	H	Tennessee Tech	3	5					
										99	N	Illinois	4	5	198	H	Tennessee Tech	3	8					
															210	A	Memphis	1	2					
															210	A	Memphis	0	23					
															210	A	Memphis	10	9					
															227	A	Lipscomb	9	16					
															238	A	Murray St.	11	31					
															238	A	Murray St.	4	9					
															238	A	Murray St.	9	3					
															251	A	Illinois St.	2	1					
															274	A	Saint Louis	0	2					
LAST 15 GAMES																								
						99	N	Illinois	4	5	198	H	Tennessee Tech	3	8									
						58	A	Southeast Mo. St.	7	20	99	A	Illinois	7	9									
						58	A	Southeast Mo. St.	11	12	238	A	Murray St.	9	3									
						58	A	Southeast Mo. St.	1	15														
						128	A	Southern Ill.	2	10														

Non-Div. I Games: Illinois Col. 7 6 Robert Morris-Peoria 14 0

Eastern Ill.

198 H Tennessee Tech	6	8
198 H Tennessee Tech	3	5

E
a
s
t
e
r
n
I
l
l
.

E
a
s
t
e
r
n
I
l
l
.

[illegible]

Non-Div. I Games: Regis (CO)

9 4 Colorado Mesa

4 13

Colorado Mesa

4 7

Northern Colo.

151	A	Utah Valley	2	4
155	H	Air Force	4	14

N
o
r
t
h
e
r
n
C
o
l
o
.

N
o
r
t
h
e
r
n
C
o
l
o
.

Average RPI Win: 265		WON-LOST RECORD		WINNING PCT. RANK		LAST 15 GAMES		STRENGTH OF SCHEDULE		OPP. STRENGTH OF SCHEDULE		TEAM RPI		ADJ RPI		CONF. RPI		ADJ CONF. RPI	
DIV. I ONLY		15-22-0		.40541 216		5-10-0		281		190		274		.4253 274		24		23	
DIV. I NON-CONF.		8-20-0		.28571 258		0-8-0		285		166		293		.38724 293		27		27	
TOTALS		RPI 1-25		RPI 26-50		W-L RECORDS		RPI 51-100		RPI 101-150		RPI 150+							
15-22-0		0-0-0		0-4-0		OVERALL		0-6-0		0-3-0		15-9-0							
10-4-0		0-0-0		0-0-0		HOME		0-1-0		0-0-0		10-3-0							
4-8-0		0-0-0		0-0-0		AWAY		0-4-0		0-0-0		4-4-0							
1-10-0		0-0-0		0-4-0		NEUTRAL		0-1-0		0-3-0		1-2-0							
8-20-0		0-0-0		0-4-0		NON-CONFERENCE		0-6-0		0-3-0		8-7-0							
7-4-0		0-0-0		0-0-0		HOME		0-1-0		0-0-0		7-3-0							
0-6-0		0-0-0		0-0-		AWAY		0-4-0		0-0-0		0-2-0							
1-10-0		0-0-0		0-4-0		NEUTRAL		0-1-0		0-3-0		1-2-0							
7-2-0		0-0-0		0-0-0		CONFERENCE		0-0-0		0-0-0		7-2-0							
3-0-0		0-0-0		0-0-0		HOME		0-0-0		0-0-0		3-0-0							
4-2-0		0-0-0		0-0-0		AWAY		0-0-0		0-0-0		4-2-0							
0-0-0		0-0-0		0-0-0		NEUTRAL		0-0-0		0-0-0		0-0-0							
RPI	S	Opponent		Score		RPI	S	Opponent		Score		RPI	S	Opponent		Score			
32	N	BYU		7	21	58	H	Southeast Mo. St.		3	10	103	N	Missouri		3	5		
32	N	BYU		7	11	84	A	Missouri St.		4	15	129	N	Arkansas St.		2	9		
32	N	BYU		0	5	98	N	Morehead St.		1	4	129	N	Arkansas St.		4	5		
32	N	BYU		3	11	99	A	Illinois		2	6	188	A	Richmond		3	5		
						99	A	Illinois		1	3	188	A	Richmond		2	4		
						99	A	Illinois		4	6	188	A	Richmond		13	7		
												192	A	Kansas		3	5		
												200	N	Omaha		2	16		
												230	N	North Dakota		2	7		
												234	A	SIUE		8	9		
												234	H	SIUE		1	6		
												238	H	Murray St.		1	9		
												241	A	Dayton		5	3		
												241	A	Dayton		5	1		
												241	A	Dayton		7	2		
												251	H	Illinois St.		5	4		
												253	N	Purdue		3	2		
												272	H	Eastern Ill.		2	0		
												282	H	Butler		9	4		
												282	H	Butler		13	12		
												282	H	Butler		6	8		
												286	H	George Mason		15	0		
												286	H	George Mason		15	6		
												286	H	George Mason		3	2		
												291	H	Chicago St.		8	2		
												291	H	Chicago St.		7	1		
												291	H	Chicago St.		7	0		
LAST 15 GAMES																			
58	H	Southeast Mo. St.		3	10	188	A	Richmond		2	4	286	H	George Mason		15	6		
99	A	Illinois		2	6	188	A	Richmond		13	7	286	H	George Mason		3	2		
99	A	Illinois		1	3	84	A	Missouri St.		4	15	291	H	Chicago St.		8	2		
99	A	Illinois		4	6							291	H	Chicago St.		7	1		
238	H	Murray St.		1	9							291	H	Chicago St.		7	0		

Non-Div. I Games: Rockhurst 2 1

Saint Louis

234	H	SIUE	1	6
188	A	Richmond	3	5

S
a
i
n
t
L
o
u
i
s

S
a
i
n
t
L
o
u
i
s

**E
T
S
U**

Tie, Loss, Non-Conf, S Site, H Home, A Away, N Neutral Page 549

97 H Mercer	8	9
97 H Mercer	9	12

E
T
S
U

E
T
S
U

Average RPI Win:	214	WON-LOST RECORD	WINNING PCT. RANK	LAST 15 GAMES	STRENGTH OF SCHEDULE	OPP. STRENGTH OF SCHEDULE	TEAM RPI	ADJ RPI	CONF. RPI	ADJ CONF. RPI		
DIV. I ONLY		13-23-0	.36111	239	5-9-0	276	245	276	.42289	276	25	25
DIV. I NON-CONF.		8-10-0	.44444	185	1-2-0	126	277	148	.50197	148	24	24
<hr/>												
TOTALS	RPI 1-25	RPI 26-50		W-L RECORDS		RPI 51-100		RPI 101-150		RPI 150+		
13-23-0	0-0-0	0-1-0		OVERALL		1-0-0		0-7-0		12-15-0		
4-6-0	0-0-0	0-0-0		HOME		0-0-0		0-0-0		4-6-0		
4-14-0	0-0-0	0-1-0		AWAY		1-0-0		0-6-0		3-6-0		
5-3-0	0-0-0	0-0-0		NEUTRAL		0-0-0		0-0-0		5-3-0		
8-10-0	0-0-0	0-1-0		NON-CONFERENCE		1-0-0		0-4-0		7-5-0		
0-1-0	0-0-0	0-0-0		HOME		0-0-0		0-0-0		0-1-0		
3-6-0	0-0-0	0-0-		AWAY		1-0-0		0-4-0		2-1-0		
5-3-0	0-0-0	0-0-0		NEUTRAL		0-0-0		0-0-0		5-3-0		
5-13-0	0-0-0	0-0-0		CONFERENCE		0-0-0		0-3-0		5-10-0		
4-5-0	0-0-0	0-0-0		HOME		0-0-0		0-0-0		4-5-0		
1-8-0	0-0-0	0-0-0		AWAY		0-0-0		0-3-0		1-5-0		
0-0-0	0-0-0	0-0-0		NEUTRAL		0-0-0		0-0-0		0-0-0		
RPI	S	Opponent	Score	RPI	S	Opponent	Score	RPI	S	Opponent	Score	
				28	A	Michigan	0 5	81	A	Wright St.	7 6	
								122	A	Seattle	3 9	
								122	A	Seattle	0 7	
								122	A	Seattle	0 7	
								122	A	Seattle	0 3	
								140	A	Miami (OH)	5 7	
								140	A	Miami (OH)	3 4	
								140	A	Miami (OH)	1 5	
								157	N	Alabama St.	3 11	
								157	N	Alabama St.	7 4	
								158	N	Stony Brook	5 4	
								168	A	Eastern Mich.	4 5	
								168	A	Eastern Mich.	4 8	
								168	A	Eastern Mich.	0 4	
								176	N	Presbyterian	6 1	
								176	N	Presbyterian	5 6	
								200	N	Omaha	1 10	
								201	A	Elon	6 2	
								228	H	Toledo	5 3	
								228	H	Toledo	7 3	
								228	H	Toledo	2 4	
								241	H	Dayton	2 13	
				LAST 15 GAMES				244	H	Ohio	5 4	
				81	A	Wright St.	7 6	140	A	Miami (OH)	1 5	
				244	H	Ohio	5 10	28	A	Michigan	0 5	
				244	H	Ohio	6 2	228	H	Toledo	7 3	
				244	H	Ohio	5 4	246	N	Appalachian St.	6 2	
				241	H	Dayton	2 13	261	A	Central Mich.	4 0	
								261	H	Central Mich.	5 10	

Non-Div. I Games: Findlay 5 4

Bowling Green

140	A	Miami (OH)	5	7
140	A	Miami (OH)	3	4

RPI	S	Opponent	Score	
263	A	Western Mich.	5	6
263	A	Western Mich.	0	1
263	H	Western Mich.	2	3
263	H	Western Mich.	0	11
275	A	ETSU	1	12
275	A	ETSU	7	1
289	N	Savannah St.	10	1

Bowling Green

B
o
w
l
i
n
g
G
r
e
e
n

B
o
w
l
i
n
g
G
r
e
e
n

Average RPI Win:		239	WON-LOST RECORD		WINNING PCT. RANK		LAST 15 GAMES		STRENGTH OF SCHEDULE		OPP. STRENGTH OF SCHEDULE		TEAM RPI		ADJ RPI		CONF. RPI		ADJ CONF. RPI	
DIV. I ONLY			9-26-0		.25714 278		2-12-0		164		285		277		.42199 277		21		21	
DIV. I NON-CONF.			5-12-0		.29412 255		0-2-0		238		298		283		.41363 282		22		22	
TOTALS		RPI 1-25		RPI 26-50		W-L RECORDS		RPI 51-100		RPI 101-150		RPI 150+								
9-26-0		0-3-0		0-0-0		OVERALL		1-5-0		0-1-0		8-17-0								
5-12-0		0-0-0		0-0-0		HOME		0-3-0		0-1-0		5-8-0								
4-14-0		0-3-0		0-0-0		AWAY		1-2-0		0-0-0		3-9-0								
0-0-0		0-0-0		0-0-0		NEUTRAL		0-0-0		0-0-0		0-0-0								
5-12-0		0-3-0		0-0-0		NON-CONFERENCE		0-0-0		0-1-0		5-8-0								
2-6-0		0-0-0		0-0-0		HOME		0-0-0		0-1-0		2-5-0								
3-6-0		0-3-0		0-0-		AWAY		0-0-0		0-0-0		3-3-0								
0-0-0		0-0-0		0-0-0		NEUTRAL		0-0-0		0-0-0		0-0-0								
4-14-0		0-0-0		0-0-0		CONFERENCE		1-5-0		0-0-0		3-9-0								
3-6-0		0-0-0		0-0-0		HOME		0-3-0		0-0-0		3-3-0								
1-8-0		0-0-0		0-0-0		AWAY		1-2-0		0-0-0		0-6-0								
0-0-0		0-0-0		0-0-0		NEUTRAL		0-0-0		0-0-0		0-0-0								
RPI	S	Opponent		Score		RPI	S	Opponent		Score		RPI	S	Opponent		Score				
6	A	Ole Miss		2	8				58	H	Southeast Mo. St.	6	19	121	H	Evansville	9	29		
14	A	Vanderbilt		6	11				58	H	Southeast Mo. St.	6	15	198	A	Tennessee Tech	3	12		
17	A	Mississippi St.		0	14				58	H	Southeast Mo. St.	2	26	198	A	Tennessee Tech	2	10		
									98	A	Morehead St.	4	10	198	A	Tennessee Tech	3	5		
									98	A	Morehead St.	6	4	219	H	Eastern Ky.	4	5		
									98	A	Morehead St.	7	26	219	H	Eastern Ky.	20	6		
														219	H	Eastern Ky.	1	16		
														224	A	Belmont	7	23		
														224	A	Belmont	3	7		
														224	A	Belmont	8	10		
														227	A	Lipscomb	4	12		
														238	H	Murray St.	6	5		
														238	H	Murray St.	19	6		
														238	H	Murray St.	4	7		
														247	H	IPFW	2	4		
														247	H	IPFW	12	7		
														247	H	IPFW	3	2		
														247	H	IPFW	5	6		
														248	H	Buffalo	8	15		
														248	H	Buffalo	5	8		
														248	H	Buffalo	3	5		
														285	A	Jackson St.	2	9		
														285	A	Jackson St.	12	2		
														285	A	Jackson St.	18	9		
														285	A	Jackson St.	5	8		
														298	A	Alabama A&M	9	2		
						LAST 15 GAMES														
				98	A	Morehead St.	7	26	224	A	Belmont	3	7							
				98	A	Morehead St.	6	4	224	A	Belmont	7	23							
				98	A	Morehead St.	4	10	224	A	Belmont	8	10							
				219	H	Eastern Ky.	1	16												
				219	H	Eastern Ky.	4	5												

Non-Div. I Games: Union (TN) 10 3

UT Martin

219	H	Eastern Ky.	20	6
17	A	Mississippi St.	0	14

U
T
M
a
r
t
i
n

U
T
M
a
r
t
i
n

Average RPI Win: 249		WON-LOST RECORD		WINNING PCT. RANK		LAST 15 GAMES		STRENGTH OF SCHEDULE		OPP. STRENGTH OF SCHEDULE		TEAM RPI		ADJ RPI		CONF. RPI		ADJ CONF. RPI			
DIV. I ONLY		7-25-0		.21875 291		3-12-0		197		271		278		.42186 278		28		28			
DIV. I NON-CONF.		5-18-0		.21739 276		1-5-0		166		257		247		.44706 247		26		26			
TOTALS		RPI 1-25		RPI 26-50		W-L RECORDS		RPI 51-100		RPI 101-150		RPI 150+									
7-25-0		0-3-0		0-0-0		OVERALL		0-1-0		0-5-0		7-16-0									
2-5-0		0-0-0		0-0-0		HOME		0-0-0		0-0-0		2-5-0									
5-20-0		0-3-0		0-0-0		AWAY		0-1-0		0-5-0		5-11-0									
0-0-0		0-0-0		0-0-0		NEUTRAL		0-0-0		0-0-0		0-0-0									
5-18-0		0-3-0		0-0-0		NON-CONFERENCE		0-1-0		0-5-0		5-9-0									
0-1-0		0-0-0		0-0-0		HOME		0-0-0		0-0-0		0-1-0									
5-17-0		0-3-0		0-0-		AWAY		0-1-0		0-5-0		5-8-0									
0-0-0		0-0-0		0-0-0		NEUTRAL		0-0-0		0-0-0		0-0-0									
2-7-0		0-0-0		0-0-0		CONFERENCE		0-0-0		0-0-0		2-7-0									
2-4-0		0-0-0		0-0-0		HOME		0-0-0		0-0-0		2-4-0									
0-3-0		0-0-0		0-0-0		AWAY		0-0-0		0-0-0		0-3-0									
0-0-0		0-0-0		0-0-0		NEUTRAL		0-0-0		0-0-0		0-0-0									
RPI	S	Opponent		Score		RPI	S	Opponent		Score		RPI	S	Opponent		Score					
25	A	UNCW		1	11							60	A	Rutgers		8	13				
25	A	UNCW		7	19							119	A	Seton Hall		4	5				
25	A	UNCW		4	11							142	A	Gardner-Webb		1	11				
												142	A	Gardner-Webb		2	4				
												142	A	Gardner-Webb		2	3				
												142	A	Gardner-Webb		8	9				
												153	H	St. John's (NY)		2	5				
												158	A	Stony Brook		4	15				
												158	A	Stony Brook		2	11				
												177	A	Davidson		1	9				
												177	A	Davidson		1	16				
												193	H	Marist		3	2				
												193	H	Marist		6	7				
												193	H	Marist		2	1				
												207	H	Fairfield		7	8				
												207	H	Fairfield		1	7				
												207	H	Fairfield		1	2				
												208	A	Fordham		2	19				
												216	A	Central Conn. St.		6	3				
												216	A	Central Conn. St.		4	5				
												222	A	Quinnipiac		3	4				
												222	A	Quinnipiac		0	2				
												222	A	Quinnipiac		2	3				
												222	A	Quinnipiac		2	3				
												283	A	UNC Asheville		14	4				
												283	A	UNC Asheville		10	9				
												283	A	UNC Asheville		6	5				
												290	A	N.C. A&T		7	3				
												290	A	N.C. A&T		13	14				
LAST 15 GAMES				222	A	Quinnipiac		2	3	158	A	Stony Brook		4	15	283	A	UNC Asheville		14	4
				222	A	Quinnipiac		3	4	193	H	Marist		6	7	283	A	UNC Asheville		10	9
				222	A	Quinnipiac		0	2	193	H	Marist		2	1	283	A	UNC Asheville		6	5
				208	A	Fordham		2	19							290	A	N.C. A&T		7	3
				207	H	Fairfield		7	8							290	A	N.C. A&T		13	14

Non-Div. I Games:

Iona

207 H Fairfield	1	7
207 H Fairfield	1	2

RPI	S	Opponent	Score	
290	A	N.C. A&T	5	12

Iona

I
o
n
a

I
o
n
a

[illegible]

Non-Div. I Games:

Lehigh

167	A	Navy	0	3
236	H	Rider	9	8

RPI	S	Opponent	Score	
264	H	Fairleigh Dickinson	5	6
264	H	Fairleigh Dickinson	4	5
265	N	Maine	6	11
284	A	Norfolk St.	7	6
284	A	Norfolk St.	10	3
284	A	Norfolk St.	7	2
293	A	UMES	4	5
293	A	UMES	6	7
294	H	Saint Peter's	6	3
299	H	Coppin St.	10	4

Lehigh

L
e
h
i
g
h

L
e
h
i
g
h

Average RPI Win:		286	WON-LOST RECORD		WINNING PCT. RANK		LAST 15 GAMES		STRENGTH OF SCHEDULE		OPP. STRENGTH OF SCHEDULE		TEAM RPI		ADJ RPI		CONF. RPI		ADJ CONF. RPI				
DIV. I ONLY			15-19-0		.44118 190		11-4-0		284		287		280		.41927 280		32		32				
DIV. I NON-CONF.			0-15-0		0 296		0-2-0		174		93		296		.37346 296		31		31				
TOTALS		RPI 1-25		RPI 26-50		W-L RECORDS		RPI 51-100		RPI 101-150		RPI 150+											
15-19-0		0-1-0		0-0-0		OVERALL		0-3-0		0-5-0		15-10-0											
11-7-0		0-0-0		0-0-0		HOME		0-3-0		0-0-0		11-4-0											
4-12-0		0-1-0		0-0-0		AWAY		0-0-0		0-4-0		4-6-0											
0-0-0		0-0-0		0-0-0		NEUTRAL		0-0-0		0-0-0		0-0-0											
0-15-0		0-1-0		0-0-0		NON-CONFERENCE		0-3-0		0-5-0		0-6-0											
0-6-0		0-0-0		0-0-0		HOME		0-3-0		0-0-0		0-3-0											
0-9-0		0-1-0		0-0-		AWAY		0-0-0		0-5-0		0-3-0											
0-0-0		0-0-0		0-0-0		NEUTRAL		0-0-0		0-0-0		0-0-0											
15-4-0		0-0-0		0-0-0		CONFERENCE		0-0-0		0-0-0		15-4-0											
11-1-0		0-0-0		0-0-0		HOME		0-0-0		0-0-0		11-1-0											
4-3-0		0-0-0		0-0-0		AWAY		0-0-0		0-0-0		4-3-0											
0-0-0		0-0-0		0-0-0		NEUTRAL		0-0-0		0-0-0		0-0-0											
RPI	S	Opponent		Score		RPI	S	Opponent		Score		RPI	S	Opponent		Score							
23	A	TCU		3	17							103	A	Missouri		0	2						
												124	A	Little Rock		2	7						
												149	A	Kansas St.		8	18						
												149	A	Kansas St.		9	15						
												149	A	Kansas St.		8	13						
												160	A	Central Ark.		3	4						
												160	A	Central Ark.		0	4						
												165	H	North Dakota St.		4	7						
												165	H	North Dakota St.		0	2						
												165	H	North Dakota St.		7	8						
												210	A	Memphis		5	6						
												237	H	Grambling		8	7						
												237	H	Grambling		12	4						
												237	H	Grambling		1	7						
												287	A	Texas Southern		5	6						
												287	A	Texas Southern		17	4						
												287	A	Texas Southern		4	9						
												287	H	Texas Southern		8	6						
												287	H	Texas Southern		5	2						
												287	H	Texas Southern		7	4						
												288	A	Alcorn		7	3						
												295	H	Prairie View		21	1						
												295	H	Prairie View		12	0						
												295	H	Prairie View		11	1						
												297	A	Southern U.		3	5						
												297	A	Southern U.		10	9						
												297	A	Southern U.		7	2						
LAST 15 GAMES																							
						288	A	Alcorn		7	3	160	A	Central Ark.		0	4	295	H	Prairie View		12	0
						287	H	Texas Southern		8	6	237	H	Grambling		8	7	295	H	Prairie View		11	1
						287	H	Texas Southern		5	2	237	H	Grambling		12	4	297	A	Southern U.		3	5
						287	H	Texas Southern		7	4							297	A	Southern U.		10	9
						298	H	Alabama A&M		5	2							297	A	Southern U.		7	2

Non-Div. I Games:

Ark.-Pine Bluff

298	H	Alabama A&M	1	0
298	H	Alabama A&M	4	3

RPI	S	Opponent	Score	
298	H	Alabama A&M	5	2
298	H	Alabama A&M	4	3
298	H	Alabama A&M	1	0

Ark.-Pine Bluff

A
r
k
.
-
P
i
n
e
B
l
u
f
f

A
r
k
.
-
P
i
n
e
B
l
u
f
f

Average RPI Win: 247		WON-LOST	WINNING	LAST 15	STRENGTH OF		OPP. STRENGTH	TEAM	ADJ		CONF.	ADJ CONF.
Average RPI Loss: 178		RECORD	PCT. RANK	GAMES	SCHEDULE		OF SCHEDULE	RPI	RPI		RPI	RPI
DIV. I ONLY		10-28-0	.26316	277	3-12-0		223	273	281		24	23
DIV. I NON-CONF.		8-21-0	.27586	261	1-5-0		261	285	280		27	27
TOTALS		RPI 1-25	RPI 26-50		W-L RECORDS		RPI 51-100		RPI 101-150		RPI 150+	
10-28-0	0-0-0	0-0-0		OVERALL		0-5-0		0-0-0		10-23-0		
5-7-0	0-0-0	0-0-0		HOME		0-3-0		0-0-0		5-4-0		
5-21-0	0-0-0	0-0-0		AWAY		0-2-0		0-0-0		5-18-0		
0-0-0	0-0-0	0-0-0		NEUTRAL		0-0-0		0-0-0		0-0-0		
8-21-0	0-0-0	0-0-0		NON-CONFERENCE		0-2-0		0-0-0		8-19-0		
4-2-0	0-0-0	0-0-0		HOME		0-0-0		0-0-0		4-2-0		
4-19-0	0-0-0	0-0-		AWAY		0-2-0		0-0-0		4-17-0		
0-0-0	0-0-0	0-0-0		NEUTRAL		0-0-0		0-0-0		0-0-0		
2-7-0	0-0-0	0-0-0		CONFERENCE		0-3-0		0-0-0		2-4-0		
1-5-0	0-0-0	0-0-0		HOME		0-3-0		0-0-0		1-2-0		
1-2-0	0-0-0	0-0-0		AWAY		0-0-0		0-0-0		1-2-0		
0-0-0	0-0-0	0-0-0		NEUTRAL		0-0-0		0-0-0		0-0-0		
RPI S	Opponent	Score	RPI S	Opponent	Score	RPI S	Opponent	Score	RPI S	Opponent	Score	
						75 A	High Point	0 4	153 A	St. John's (NY)	2 9	
						75 A	High Point	1 5	153 A	St. John's (NY)	0 15	
						77 H	VCU	1 9	153 A	St. John's (NY)	7 16	
						77 H	VCU	1 2	171 A	Delaware	1 22	
						77 H	VCU	1 4	171 H	Delaware	2 4	
									176 A	Presbyterian	3 10	
									176 A	Presbyterian	0 6	
									176 A	Presbyterian	6 3	
									182 A	Winthrop	0 9	
									182 A	Winthrop	5 9	
									182 A	Winthrop	2 11	
									182 A	Winthrop	3 7	
									190 H	Canisius	4 3	
									201 A	Elon	4 7	
									201 A	Elon	6 7	
									201 A	Elon	3 10	
									208 H	Fordham	16 4	
									208 H	Fordham	0 9	
									208 H	Fordham	2 6	
									212 A	George Washington	3 4	
									212 A	George Washington	6 3	
									212 A	George Washington	1 2	
									223 A	Penn	3 7	
									236 A	Rider	2 5	
									257 A	Villanova	2 5	
									257 H	Villanova	3 1	
									275 A	ETSU	6 4	
LAST 15 GAMES						208 H	Fordham	16 4	223 A	Penn	3 7	
						223 A	Penn	4 2	236 A	Rider	2 5	
						77 H	VCU	1 2	257 A	Villanova	2 5	
						77 H	VCU	1 9	257 H	Villanova	3 1	
						77 H	VCU	1 4	275 A	ETSU	6 4	

Non-Div. I Games:

La Salle

208 H Fordham	2	6
208 H Fordham	0	9

RPI	S	Opponent	Score	
275	A	ETSU	9	4
275	A	ETSU	3	6
292	A	Delaware St.	4	2
292	H	Delaware St.	6	5
294	H	Saint Peter's	1	0
294	H	Saint Peter's	3	7

Average RPI Win: 218		WON-LOST	WINNING	LAST 15	STRENGTH OF		OPP. STRENGTH	TEAM	ADJ		CONF.	ADJ CONF.			
Average RPI Loss: 165		RECORD	PCT. RANK	GAMES	SCHEDULE		OF SCHEDULE	RPI	RPI		RPI	RPI			
DIV. I ONLY		8-27-0	.22857	286	2-12-0		206	254	282	.41812	282	19	19		
DIV. I NON-CONF.		7-22-0	.24138	269	1-7-0		243	266	286	.40779	286	19	19		
TOTALS		RPI 1-25	RPI 26-50		W-L RECORDS		RPI 51-100		RPI 101-150		RPI 150+				
8-27-0		0-0-0	0-3-0		OVERALL		1-8-0		1-4-0		6-12-0				
3-4-0		0-0-0	0-0-0		HOME		0-1-0		1-2-0		2-1-0				
3-19-0		0-0-0	0-3-0		AWAY		0-6-0		0-1-0		3-9-0				
2-4-0		0-0-0	0-0-0		NEUTRAL		1-1-0		0-1-0		1-2-0				
7-22-0		0-0-0	0-0-0		NON-CONFERENCE		1-8-0		1-4-0		5-10-0				
3-4-0		0-0-0	0-0-0		HOME		0-1-0		1-2-0		2-1-0				
2-14-0		0-0-0	0-0-		AWAY		0-6-0		0-1-0		2-7-0				
2-4-0		0-0-0	0-0-0		NEUTRAL		1-1-0		0-1-0		1-2-0				
1-5-0		0-0-0	0-3-0		CONFERENCE		0-0-0		0-0-0		1-2-0				
0-0-0		0-0-0	0-0-0		HOME		0-0-0		0-0-0		0-0-0				
1-5-0		0-0-0	0-3-0		AWAY		0-0-0		0-0-0		1-2-0				
0-0-0		0-0-0	0-0-0		NEUTRAL		0-0-0		0-0-0		0-0-0				
RPI	S	Opponent	Score	RPI	S	Opponent	Score	RPI	S	Opponent	Score	RPI	S	Opponent	Score
				41	A	Creighton	1 2	54	N	Michigan St.	2 9	133	H	Bradley	5 9
				41	A	Creighton	3 4	71	N	Boston College	12 10	133	H	Bradley	3 1
				41	A	Creighton	4 6	92	A	Indiana St.	9 13	140	H	Miami (OH)	3 10
								92	A	Indiana St.	2 7	144	A	Indiana	1 27
								92	H	Indiana St.	1 6	144	N	Indiana	1 2
								95	A	Samford	1 16	240	A	Northern Ky.	3 8
								95	A	Samford	2 12	241	A	Dayton	0 3
								95	A	Samford	1 14	247	A	IPFW	0 1
								95	A	Samford	3 4	247	H	IPFW	4 1
												249	A	Charleston So.	1 2
												249	A	Charleston So.	4 3
												249	A	Charleston So.	3 7
												250	N	Northwestern	10 9
												251	N	Illinois St.	2 9
												257	A	Villanova	1 9
												257	A	Villanova	11 6
												257	A	Villanova	2 3
												261	N	Central Mich.	3 8
												263	H	Western Mich.	0 2
												263	H	Western Mich.	7 3
												274	A	Saint Louis	8 6
												274	A	Saint Louis	4 9
												274	A	Saint Louis	12 13
LAST 15 GAMES															
				140	H	Miami (OH)	3 10	257	A	Villanova	1 9	274	A	Saint Louis	12 13
				41	A	Creighton	3 4	241	A	Dayton	0 3				
				41	A	Creighton	4 6	92	H	Indiana St.	1 6				
				41	A	Creighton	1 2								
				247	A	IPFW	0 1								

Non-Div. I Games: Cleary 12 3 Marian (IN) 15 4

Butler

257 A Villanova	2	3
257 A Villanova	11	6

B
u
t
l
e
r

B
u
t
l
e
r

Average RPI Win:		216	WON-LOST RECORD		WINNING PCT. RANK		LAST 15 GAMES		STRENGTH OF SCHEDULE		OPP. STRENGTH OF SCHEDULE		TEAM RPI		ADJ RPI		CONF. RPI		ADJ CONF. RPI				
Average RPI Loss:		192																					
DIV. I ONLY			13-25-0		.34211	251	8-7-0		267		256		284		.41185	283	16		16				
DIV. I NON-CONF.			9-17-0		.34615	230	4-5-0		294		286		292		.38791	292	18		18				
TOTALS		RPI 1-25		RPI 26-50		W-L RECORDS		RPI 51-100		RPI 101-150		RPI 150+											
13-25-0		1-0-0		0-0-0		OVERALL		1-5-0		0-4-0		11-16-0											
7-14-0		0-0-0		0-0-0		HOME		0-4-0		0-0-0		7-10-0											
5-9-0		1-0-0		0-0-0		AWAY		1-1-0		0-4-0		3-4-0											
1-2-0		0-0-0		0-0-0		NEUTRAL		0-0-0		0-0-0		1-2-0											
9-17-0		1-0-0		0-0-0		NON-CONFERENCE		1-2-0		0-1-0		7-14-0											
5-10-0		0-0-0		0-0-0		HOME		0-1-0		0-0-0		5-9-0											
3-5-0		1-0-0		0-0-		AWAY		1-1-0		0-1-0		1-3-0											
1-2-0		0-0-0		0-0-0		NEUTRAL		0-0-0		0-0-0		1-2-0											
4-8-0		0-0-0		0-0-0		CONFERENCE		0-3-0		0-3-0		4-2-0											
2-4-0		0-0-0		0-0-0		HOME		0-3-0		0-0-0		2-1-0											
2-4-0		0-0-0		0-0-0		AWAY		0-0-0		0-3-0		2-1-0											
0-0-0		0-0-0		0-0-0		NEUTRAL		0-0-0		0-0-0		0-0-0											
RPI	S	Opponent		Score		RPI	S	Opponent		Score		RPI	S	Opponent		Score		RPI	S	Opponent		Score	
16	A	North Carolina		3	2							62	A	Tennessee		0	11	136	A	Liberty		5	6
												62	H	Tennessee		3	7	136	A	Liberty		5	11
												75	H	High Point		4	6	136	A	Liberty		6	7
												75	H	High Point		0	8	141	A	Wofford		5	8
												75	H	High Point		2	11	170	A	Furman		6	8
												90	A	Western Caro.		8	0	176	H	Presbyterian		22	9
																		176	H	Presbyterian		7	4
																		176	H	Presbyterian		8	13
																		181	N	Monmouth		7	8
																		231	A	USC Upstate		3	9
																		231	H	USC Upstate		3	9
																		236	N	Rider		19	4
																		244	H	Ohio		8	14
																		244	H	Ohio		5	12
																		244	H	Ohio		7	5
																		246	A	Appalachian St.		8	3
																		246	N	Appalachian St.		0	8
																		249	A	Charleston So.		9	8
																		249	A	Charleston So.		7	1
																		249	A	Charleston So.		7	9
																		260	H	N.C. Central		2	6
																		260	H	N.C. Central		6	5
																		260	H	N.C. Central		2	5
																		275	A	ETSU		1	9
																		275	H	ETSU		7	5
																		278	H	Iona		5	6
																		278	H	Iona		4	14
LAST 15 GAMES																							
						90	A	Western Caro.		8	0	260	H	N.C. Central		2	5	260	H	N.C. Central		2	5
						249	A	Charleston So.		7	9	16	A	North Carolina		3	2	275	A	ETSU		1	9
						249	A	Charleston So.		9	8	231	A	USC Upstate		3	9	275	H	ETSU		7	5
						249	A	Charleston So.		7	1							278	H	Iona		5	6
						275	H	ETSU		7	5							278	H	Iona		4	14

Non-Div. I Games:

UNC Asheville

260	H	N.C. Central	2	6
260	H	N.C. Central	6	5

RPI	S	Opponent	Score	
278	H	Iona	9	10
296	H	Mt. St. Mary's	8	2
296	H	Mt. St. Mary's	1	2
296	H	Mt. St. Mary's	8	5

UNC Asheville

U
N
C
A
s
h
e
v
i
l
l
e

U
N
C
A
s
h
e
v
i
l
l
e

Average RPI Win:	270	WON-LOST RECORD	WINNING PCT. RANK	LAST 15 GAMES	STRENGTH OF SCHEDULE	OPP. STRENGTH OF SCHEDULE	TEAM RPI	ADJ RPI	CONF. RPI	ADJ CONF. RPI	
Average RPI Loss:	229										
DIV. I ONLY		17-16-0	.51515 134	3-0-0	298	295	285	.40849 284	31	31	
DIV. I NON-CONF.		6-11-0	.35294 226	1-0-0	290	274	294	.38335 294	32	32	
<hr/>											
TOTALS	RPI 1-25	RPI 26-50		W-L RECORDS	RPI 51-100		RPI 101-150		RPI 150+		
17-16-0	0-0-0	0-0-0		OVERALL	0-2-0		1-2-0		16-12-0		
9-10-0	0-0-0	0-0-0		HOME	0-0-0		1-0-0		8-10-0		
8-6-0	0-0-0	0-0-0		AWAY	0-2-0		0-2-0		8-2-0		
0-0-0	0-0-0	0-0-0		NEUTRAL	0-0-0		0-0-0		0-0-0		
<hr/>											
6-11-0	0-0-0	0-0-0		NON-CONFERENCE	0-2-0		1-2-0		5-7-0		
6-7-0	0-0-0	0-0-0		HOME	0-0-0		1-0-0		5-7-0		
0-4-0	0-0-0	0-0-		AWAY	0-2-0		0-2-0		0-0-0		
0-0-0	0-0-0	0-0-0		NEUTRAL	0-0-0		0-0-0		0-0-0		
<hr/>											
11-5-0	0-0-0	0-0-0		CONFERENCE	0-0-0		0-0-0		11-5-0		
3-3-0	0-0-0	0-0-0		HOME	0-0-0		0-0-0		3-3-0		
8-2-0	0-0-0	0-0-0		AWAY	0-0-0		0-0-0		8-2-0		
0-0-0	0-0-0	0-0-0		NEUTRAL	0-0-0		0-0-0		0-0-0		
<hr/>											
RPI S	Opponent	Score	RPI S	Opponent	Score	RPI S	Opponent	Score	RPI S	Opponent	Score
						53 A	Old Dominion	3 5	131 A	Longwood	9 11
						77 A	VCU	2 4	139 A	William & Mary	6 10
						139 H William & Mary 6 3					
						243 H NJIT 6 1					
						243 H NJIT 16 0					
						243 H NJIT 2 9					
						243 H NJIT 7 0					
						245 H Wagner 1 6					
						245 H Wagner 1 8					
						259 H Towson 12 7					
						259 H Towson 3 6					
						259 H Towson 13 7					
						260 A N.C. Central 13 9					
						260 H N.C. Central 3 6					
						279 H Lehigh 6 7					
						279 H Lehigh 3 10					
						279 H Lehigh 2 7					
						292 A Delaware St. 6 2					
						292 A Delaware St. 5 6					
						292 A Delaware St. 6 0					
						292 H Delaware St. 3 5					
						292 H Delaware St. 5 9					
			LAST 15 GAMES			292 H Delaware St. 5 9					
						293 A UMES 11 2					
						293 A UMES 20 7					
						293 A UMES 7 6					
						293 H UMES 6 0					
						293 H UMES 8 0					
						293 H UMES 6 0					

Non-Div. I Games:

Norfolk St.

77 A	VCU	2	4
292 A	Delaware St.	5	6

RPI	S	Opponent	Score	
293	H	UMES	3	1
299	A	Coppin St.	6	3
299	A	Coppin St.	12	2
299	A	Coppin St.	7	11

Norfolk St.

N
o
r
f
o
l
k
S
t
.

N
o
r
f
o
l
k
S
t
.

Average RPI Win: 267		WON-LOST RECORD		WINNING PCT. RANK		LAST 15 GAMES		STRENGTH OF SCHEDULE		OPP. STRENGTH OF SCHEDULE		TEAM RPI		ADJ RPI		CONF. RPI		ADJ CONF. RPI	
DIV. I ONLY		14-18-0		.4375 197		4-7-0		289		286		283		.40684 285		32		32	
DIV. I NON-CONF.		5-10-0		.33333 236		0-2-0		241		224		277		.41049 285		31		31	
TOTALS		RPI 1-25		RPI 26-50		W-L RECORDS		RPI 51-100		RPI 101-150		RPI 150+							
14-18-0		0-0-0		0-2-0		OVERALL		0-1-0		2-2-0		12-13-0							
6-9-0		0-0-0		0-1-0		HOME		0-1-0		2-1-0		4-6-0							
7-8-0		0-0-0		0-1-0		AWAY		0-0-0		0-1-0		7-6-0							
1-1-0		0-0-0		0-0-0		NEUTRAL		0-0-0		0-0-0		1-1-0							
5-10-0		0-0-0		0-2-0		NON-CONFERENCE		0-1-0		2-2-0		3-5-0							
4-5-0		0-0-0		0-1-0		HOME		0-1-0		2-1-0		2-2-0							
1-5-0		0-0-0		0-0-		AWAY		0-0-0		0-1-0		1-3-0							
0-0-0		0-0-0		0-0-0		NEUTRAL		0-0-0		0-0-0		0-0-0							
9-8-0		0-0-0		0-0-0		CONFERENCE		0-0-0		0-0-0		9-8-0							
2-4-0		0-0-0		0-0-0		HOME		0-0-0		0-0-0		2-4-0							
6-3-0		0-0-0		0-0-0		AWAY		0-0-0		0-0-0		6-3-0							
1-1-0		0-0-0		0-0-0		NEUTRAL		0-0-0		0-0-0		1-1-0							
RPI	S	Opponent	Score	RPI	S	Opponent	Score	RPI	S	Opponent	Score	RPI	S	Opponent	Score				
49	A	New Orleans	4 13	63	H	Southeastern La.	8 12	120	A	La.-Monroe	7 10								
49	H	New Orleans	9 11					148	H	Florida A&M	16 9								
								148	H	Florida A&M	2 15								
								148	H	Florida A&M	4 3								
								157	A	Alabama St.	2 7								
								157	A	Alabama St.	3 4								
								157	A	Alabama St.	1 6								
								157	H	Alabama St.	4 15								
								157	H	Alabama St.	4 7								
								157	H	Alabama St.	1 13								
								226	A	Georgia St.	5 11								
								226	A	Georgia St.	13 12								
								268	A	UTRGV	4 11								
								268	A	UTRGV	4 10								
								277	H	UT Martin	9 2								
								277	H	UT Martin	2 12								
								277	H	UT Martin	8 5								
								277	H	UT Martin	9 18								
								288	H	Alcorn	11 5								
								288	H	Alcorn	6 9								
								288	H	Alcorn	5 1								
LAST 15 GAMES								288	N	Alcorn	2 3								
49	H	New Orleans	9 11	157	H	Alabama St.	4 7	297	N	Southern U.	4 0								
288	H	Alcorn	5 1	120	A	La.-Monroe	7 10	298	A	Alabama A&M	20 1								
288	H	Alcorn	11 5	300	A	Mississippi Val.	19 9	298	A	Alabama A&M	10 9								
288	H	Alcorn	6 9					298	A	Alabama A&M	22 4								
288	N	Alcorn	2 3					300	A	Mississippi Val.	19 9								
Non-Div. I Games:		LeMoyne-Owen		20 3		Tougaloo		10 0		LeMoyne-Owen		23 2		Concordia (AL)		9 1			
		Tougaloo		8 3		Concordia (AL)		8 0		Concordia (AL)		17 1		Tougaloo		Jackson St.			




Jacksons

Concordia (AL)

21	0		
157	H Alabama St.	1	13
157	H Alabama St.	4	15

J
a
c
k
s
o
n
s
t
.

RPI	S	Opponent	Score
300	A	Mississippi Val.	16 5
300	A	Mississippi Val.	10 3

 Tie,
  Loss,
  Non-Conf,
 S Site, H Home, A Away, N Neutral

[illegible]

Non-Div. I Games:

George Mason

241	H	Dayton	6	9
241	H	Dayton	8	2

RPI	S	Opponent	Score
274	A	Saint Louis	2 3

George Mason

G
e
o
r
g
e
M
a
s
o
n

G
e
o
r
g
e
M
a
s
o
n

Average RPI Win: 263		WON-LOST	WINNING	LAST 15	STRENGTH OF		OPP. STRENGTH	TEAM	ADJ		CONF.	ADJ CONF.			
Average RPI Loss: 198		RECORD	PCT. RANK	GAMES	SCHEDULE		OF SCHEDULE	RPI	RPI		RPI	RPI			
DIV. I ONLY		12-17-0	.41379	215	6-7-0		297	292	287	.40187	287	32	32		
DIV. I NON-CONF.		3-8-0	.27273	262	0-1-0		199	147	268	.42751	270	31	31		
TOTALS		RPI 1-25	RPI 26-50		W-L RECORDS		RPI 51-100		RPI 101-150		RPI 150+				
12-17-0		0-0-0	0-2-0		OVERALL		0-2-0		1-1-0		11-12-0				
4-6-0		0-0-0	0-0-0		HOME		0-0-0		0-0-0		4-6-0				
6-9-0		0-0-0	0-0-0		AWAY		0-2-0		0-1-0		6-6-0				
2-2-0		0-0-0	0-2-0		NEUTRAL		0-0-0		1-0-0		1-0-0				
3-8-0		0-0-0	0-2-0		NON-CONFERENCE		0-2-0		1-1-0		2-3-0				
1-3-0		0-0-0	0-0-0		HOME		0-0-0		0-0-0		1-3-0				
0-3-0		0-0-0	0-0-		AWAY		0-2-0		0-1-0		0-0-0				
2-2-0		0-0-0	0-2-0		NEUTRAL		0-0-0		1-0-0		1-0-0				
9-9-0		0-0-0	0-0-0		CONFERENCE		0-0-0		0-0-0		9-9-0				
3-3-0		0-0-0	0-0-0		HOME		0-0-0		0-0-0		3-3-0				
6-6-0		0-0-0	0-0-0		AWAY		0-0-0		0-0-0		6-6-0				
0-0-0		0-0-0	0-0-0		NEUTRAL		0-0-0		0-0-0		0-0-0				
RPI	S	Opponent	Score	RPI	S	Opponent	Score	RPI	S	Opponent	Score	RPI	S	Opponent	Score
				35	N	Notre Dame	5 6	56	A	Dallas Baptist	9 15	125	A	SFA	3 17
				37	N	Gonzaga	3 18	67	A	Houston	1 7	133	N	Bradley	9 7
												189	H	Ill.-Chicago	8 5
												189	H	Ill.-Chicago	5 22
												189	H	Ill.-Chicago	8 22
												189	H	Ill.-Chicago	3 17
												237	A	Grambling	4 6
												237	A	Grambling	21 14
												237	A	Grambling	4 5
												266	N	Incarnate Word	3 1
												280	A	Ark.-Pine Bluff	4 7
												280	A	Ark.-Pine Bluff	2 5
												280	A	Ark.-Pine Bluff	6 8
												280	H	Ark.-Pine Bluff	9 4
												280	H	Ark.-Pine Bluff	6 5
												280	H	Ark.-Pine Bluff	4 17
												295	A	Prairie View	11 3
												295	A	Prairie View	24 5
												295	A	Prairie View	2 12
												295	H	Prairie View	8 12
												295	H	Prairie View	6 5
												295	H	Prairie View	4 5
												297	A	Southern U.	13 5
												297	A	Southern U.	5 2
												297	A	Southern U.	6 5
Non-Div. I Games:		Huston-Tillotson	2	7	Wiley	8	6	Wiley	15	5	Huston-Tillotson	11	5	Texas Southern	

295	A	Prairie View	11	3
125	A	SFA	3	17

300 H Mississippi Val.	9	2
300 H Mississippi Val.	12	4

A
l
c
o
r
n

A
l
c
o
r
n

Average RPI Win: 255		WON-LOST	WINNING	LAST 15	STRENGTH OF		OPP. STRENGTH	TEAM	ADJ		CONF.	ADJ CONF.
Average RPI Loss: 186		RECORD	PCT. RANK	GAMES	SCHEDULE		OF SCHEDULE	RPI	RPI		RPI	RPI
DIV. I ONLY		9-29-0	.23684	284	3-12-0		233	282	289		31	31
DIV. I NON-CONF.		5-21-0	.19231	284	0-7-0		225	293	289		32	32
TOTALS		RPI 1-25	RPI 26-50		W-L RECORDS		RPI 51-100		RPI 101-150		RPI 150+	
9-29-0		0-0-0	0-0-0		OVERALL		0-4-0		1-9-0		8-16-0	
5-12-0		0-0-0	0-0-0		HOME		0-1-0		1-4-0		4-7-0	
4-14-0		0-0-0	0-0-0		AWAY		0-2-0		0-4-0		4-8-0	
0-3-0		0-0-0	0-0-0		NEUTRAL		0-1-0		0-1-0		0-1-0	
5-21-0		0-0-0	0-0-0		NON-CONFERENCE		0-4-0		0-7-0		5-10-0	
2-9-0		0-0-0	0-0-0		HOME		0-1-0		0-2-0		2-6-0	
3-9-0		0-0-0	0-0-		AWAY		0-2-0		0-4-0		3-3-0	
0-3-0		0-0-0	0-0-0		NEUTRAL		0-1-0		0-1-0		0-1-0	
4-8-0		0-0-0	0-0-0		CONFERENCE		0-0-0		1-2-0		3-6-0	
3-3-0		0-0-0	0-0-0		HOME		0-0-0		1-2-0		2-1-0	
1-5-0		0-0-0	0-0-0		AWAY		0-0-0		0-0-0		1-5-0	
0-0-0		0-0-0	0-0-0		NEUTRAL		0-0-0		0-0-0		0-0-0	
RPI S	Opponent	Score	RPI S	Opponent	Score	RPI S	Opponent	Score	RPI S	Opponent	Score	
						76 A	North Florida	4 7	114 A	Ga. Southern	1 16	
						76 H	North Florida	3 7	119 N	Seton Hall	3 4	
						91 N	Iowa	4 14	131 A	Longwood	5 6	
						97 A	Mercer	6 16	131 A	Longwood	4 9	
									131 A	Longwood	6 7	
									137 H	Ball St.	1 10	
									137 H	Ball St.	3 7	
									148 H	Florida A&M	2 1	
									148 H	Florida A&M	5 12	
									148 H	Florida A&M	2 7	
									176 A	Presbyterian	1 16	
									214 A	Bethune-Cookman	7 12	
									214 A	Bethune-Cookman	0 3	
									214 A	Bethune-Cookman	6 7	
									215 H	St. Bonaventure	1 10	
									215 H	St. Bonaventure	2 9	
									215 H	St. Bonaventure	4 7	
									215 H	St. Bonaventure	7 1	
									226 A	Georgia St.	1 4	
									226 A	Georgia St.	10 6	
									249 H	Charleston So.	4 10	
									260 A	N.C. Central	4 2	
									260 A	N.C. Central	1 2	
									260 A	N.C. Central	5 9	
									267 H	LIU Brooklyn	3 2	
									267 H	LIU Brooklyn	3 4	
									267 H	LIU Brooklyn	3 11	
LAST 15 GAMES												
						76 H	North Florida	3 7	214 A	Bethune-Cookman	0 3	
						131 A	Longwood	6 7	114 A	Ga. Southern	1 16	
						131 A	Longwood	5 6	290 H	N.C. A&T	6 1	
						131 A	Longwood	4 9				
						249 H	Charleston So.	4 10				

Non-Div. I Games:

Savannah St.

214	A	Bethune-Cookman	6	7
214	A	Bethune-Cookman	7	12

RPI	S	Opponent	Score	
276	N	Bowling Green	1	10
290	H	N.C. A&T	4	3
290	H	N.C. A&T	5	7
290	H	N.C. A&T	6	1
298	A	Alabama A&M	3	2
298	A	Alabama A&M	9	12
298	A	Alabama A&M	17	12

Average RPI Win:	216	WON-LOST RECORD	WINNING PCT. RANK	LAST 15 GAMES	STRENGTH OF SCHEDULE	OPP. STRENGTH OF SCHEDULE	TEAM RPI	ADJ RPI	CONF. RPI	ADJ CONF. RPI	
Average RPI Loss:	199										
DIV. I ONLY	9-31-0	.225	287	3-12-0	216	278	290	.39782	290	31	31
DIV. I NON-CONF.	6-19-0	.24	270	2-4-0	191	264	285	.41107	284	32	32
<hr/>											
TOTALS	RPI 1-25	RPI 26-50		W-L RECORDS	RPI 51-100		RPI 101-150		RPI 150+		
9-31-0	0-0-0	1-2-0		OVERALL	0-0-0		0-5-0		8-24-0		
5-16-0	0-0-0	0-0-0		HOME	0-0-0		0-4-0		5-12-0		
3-15-0	0-0-0	0-2-0		AWAY	0-0-0		0-1-0		3-12-0		
1-0-0	0-0-0	1-0-0		NEUTRAL	0-0-0		0-0-0		0-0-0		
<hr/>											
6-19-0	0-0-0	1-2-0		NON-CONFERENCE	0-0-0		0-2-0		5-15-0		
4-11-0	0-0-0	0-0-0		HOME	0-0-0		0-1-0		4-10-0		
1-8-0	0-0-0	0-0-		AWAY	0-0-0		0-1-0		1-5-0		
1-0-0	0-0-0	1-0-0		NEUTRAL	0-0-0		0-0-0		0-0-0		
<hr/>											
3-12-0	0-0-0	0-0-0		CONFERENCE	0-0-0		0-3-0		3-9-0		
1-5-0	0-0-0	0-0-0		HOME	0-0-0		0-3-0		1-2-0		
2-7-0	0-0-0	0-0-0		AWAY	0-0-0		0-0-0		2-7-0		
0-0-0	0-0-0	0-0-0		NEUTRAL	0-0-0		0-0-0		0-0-0		
<hr/>											
RPI S	Opponent	Score	RPI S	Opponent	Score	RPI S	Opponent	Score	RPI S	Opponent	Score
			31 A	East Carolina	2 11				142 A	Gardner-Webb	6 10
			44 A	UNCG	2 6				142 H	Gardner-Webb	0 1
			44 N	UNCG	9 8				148 H	Florida A&M	3 5
									148 H	Florida A&M	11 22
									148 H	Florida A&M	7 17
									167 H	Navy	8 14
									167 H	Navy	1 6
									167 H	Navy	4 11
									174 A	Charlotte	9 7
									176 H	Presbyterian	6 10
									182 A	Winthrop	0 7
									182 H	Winthrop	4 15
									184 A	Campbell	1 14
									184 A	Campbell	3 15
									184 A	Campbell	8 10
									201 H	Elon	8 7
									203 H	Albany (NY)	13 4
									203 H	Albany (NY)	3 14
									203 H	Albany (NY)	2 9
									214 A	Bethune-Cookman	2 4
									214 A	Bethune-Cookman	14 10
									214 A	Bethune-Cookman	7 9
									246 H	Appalachian St.	6 7
									260 A	N.C. Central	0 8
									260 A	N.C. Central	3 4
									260 A	N.C. Central	4 8
									260 H	N.C. Central	15 2
<hr/>											
LAST 15 GAMES											
	176 H	Presbyterian	6	10	148 H	Florida A&M	11	22			
	260 A	N.C. Central	4	8	201 H	Elon	8	7			
	260 A	N.C. Central	3	4	275 A	ETSU	5	15			
	260 A	N.C. Central	0	8							
	174 A	Charlotte	9	7							

Non-Div. I Games:

N.C. A&T

148 H Florida A&M	7	17
148 H Florida A&M	3	5

RPI	S	Opponent	Score	
260	H	N.C. Central	4	7
260	H	N.C. Central	6	8
275	A	ETSU	5	15
275	H	ETSU	5	17
278	H	Iona	14	13
278	H	Iona	3	7
278	H	Iona	12	5
289	A	Savannah St.	1	6
289	A	Savannah St.	3	4
289	A	Savannah St.	7	5

[illegible]

Non-Div. I Games: Otterbein

Chicago St.

Chicago St.

146	H	Milwaukee	9	12
35	A	Notre Dame	3	6

Through Games Of April 20, 2016

RPI	S	Opponent	Score	
268	H	UTRGV	12	7
274	A	Saint Louis	1	7
274	A	Saint Louis	0	7
274	A	Saint Louis	2	8

Chicago St.

C
h
i
c
a
g
o
s
t
.

C
h
i
c
a
g
o
s
t
.

Average RPI Win: 293		WON-LOST RECORD		WINNING PCT. RANK		LAST 15 GAMES		STRENGTH OF SCHEDULE		OPP. STRENGTH OF SCHEDULE		TEAM RPI		ADJ RPI		CONF. RPI		ADJ CONF. RPI	
DIV. I ONLY		9-27-0		.25 279		6-9-0		264		299		292		.38139 292		31		31	
DIV. I NON-CONF.		0-22-0		0 296		0-5-0		207		287		299		.35262 299		32		32	
TOTALS		RPI 1-25		RPI 26-50		W-L RECORDS		RPI 51-100		RPI 101-150		RPI 150+							
9-27-0		0-0-0		0-0-0		OVERALL		0-1-0		0-4-0		9-22-0							
5-11-0		0-0-0		0-0-0		HOME		0-0-0		0-0-0		5-11-0							
4-12-0		0-0-0		0-0-0		AWAY		0-1-0		0-4-0		4-7-0							
0-4-0		0-0-0		0-0-0		NEUTRAL		0-0-0		0-0-0		0-4-0							
0-22-0		0-0-0		0-0-0		NON-CONFERENCE		0-1-0		0-4-0		0-17-0							
0-7-0		0-0-0		0-0-0		HOME		0-0-0		0-0-0		0-7-0							
0-11-0		0-0-0		0-0-		AWAY		0-1-0		0-4-0		0-6-0							
0-4-0		0-0-0		0-0-0		NEUTRAL		0-0-0		0-0-0		0-4-0							
9-5-0		0-0-0		0-0-0		CONFERENCE		0-0-0		0-0-0		9-5-0							
5-4-0		0-0-0		0-0-0		HOME		0-0-0		0-0-0		5-4-0							
4-1-0		0-0-0		0-0-0		AWAY		0-0-0		0-0-0		4-1-0							
0-0-0		0-0-0		0-0-0		NEUTRAL		0-0-0		0-0-0		0-0-0							
RPI	S	Opponent		Score	RPI	S	Opponent		Score	RPI	S	Opponent		Score	RPI	S	Opponent		Score

Non-Div. I Games:

Delaware St.

Delaware St.

284 H Norfolk St.	6	5
284 H Norfolk St.	2	6

Through Games Of April 20, 2016

RPI	S	Opponent	Score	
293	H	UMES	4	3
293	H	UMES	5	14
299	A	Coppin St.	15	5
299	A	Coppin St.	14	6
299	A	Coppin St.	0	3
299	H	Coppin St.	10	9
299	H	Coppin St.	14	4
299	H	Coppin St.	5	4

Delaware St.

D
e
l
a
w
a
r
e
s
t
.

D
e
l
a
w
a
r
e
s
t
.

UMES		Average RPI Win: 280	Average RPI Loss: 234	WON-LOST RECORD	WINNING PCT. RANK	LAST 15 GAMES	STRENGTH OF SCHEDULE	OPP. STRENGTH OF SCHEDULE	TEAM RPI	ADJ RPI	CONF. RPI	ADJ CONF. RPI
DIV. I ONLY		11-25-0	.30556	263	6-8-0	292	300	293	.3768	293	31	31
DIV. I NON-CONF.		7-14-0	.33333	236	3-1-0	252	294	270	.42775	269	32	32
TOTALS		RPI 1-25	RPI 26-50		W-L RECORDS		RPI 51-100		RPI 101-150		RPI 150+	
11-25-0	0-0-0		0-2-0		OVERALL		0-0-0		0-0-0		11-23-0	
4-5-0	0-0-0		0-0-0		HOME		0-0-0		0-0-0		4-5-0	
4-18-0	0-0-0		0-2-0		AWAY		0-0-0		0-0-0		4-16-0	
3-2-0	0-0-0		0-0-0		NEUTRAL		0-0-0		0-0-0		3-2-0	
7-14-0	0-0-0		0-2-0		NON-CONFERENCE		0-0-0		0-0-0		7-12-0	
3-1-0	0-0-0		0-0-0		HOME		0-0-0		0-0-0		3-1-0	
1-11-0	0-0-0		0-0-		AWAY		0-0-0		0-0-0		1-9-0	
3-2-0	0-0-0		0-0-0		NEUTRAL		0-0-0		0-0-0		3-2-0	
4-11-0	0-0-0		0-0-0		CONFERENCE		0-0-0		0-0-0		4-11-0	
1-4-0	0-0-0		0-0-0		HOME		0-0-0		0-0-0		1-4-0	
3-7-0	0-0-0		0-0-0		AWAY		0-0-0		0-0-0		3-7-0	
0-0-0	0-0-0		0-0-0		NEUTRAL		0-0-0		0-0-0		0-0-0	
RPI S	Opponent	Score	RPI S	Opponent	Score	RPI S	Opponent	Score	RPI S	Opponent	Score	
			44 A	UNCG	2 8				167 A	Navy	2 11	
			45 A	Duke	1 9				167 H	Navy	4 16	
									188 A	Richmond	4 7	
									188 A	Richmond	0 15	
									218 A	VMI	1 14	
									218 A	VMI	2 23	
									218 A	VMI	3 7	
									219 A	Eastern Ky.	1 17	
									219 A	Eastern Ky.	2 20	
									219 A	Eastern Ky.	3 14	
									219 A	Eastern Ky.	5 4	
									264 N	Fairleigh Dickinson	6 4	
									264 N	Fairleigh Dickinson	5 1	
									264 N	Fairleigh Dickinson	5 7	
									279 H	Lehigh	7 6	
									279 H	Lehigh	5 4	
									284 A	Norfolk St.	1 3	
									284 A	Norfolk St.	0 6	
									284 A	Norfolk St.	0 8	
									284 H	Norfolk St.	2 11	
									284 H	Norfolk St.	7 20	
									284 H	Norfolk St.	6 7	
									292 A	Delaware St.	14 5	
									292 A	Delaware St.	3 4	
									292 A	Delaware St.	5 2	
									294 N	Saint Peter's	8 10	
									294 N	Saint Peter's	17 5	
LAST 15 GAMES												
			279 H	Lehigh	5 4				299 A	Coppin St.	4 16	
			279 H	Lehigh	7 6				299 A	Coppin St.	1 3	
			284 A	Norfolk St.	1 3				296 H	Mt. St. Mary's	9 2	
			284 A	Norfolk St.	0 6							
			284 A	Norfolk St.	0 8							

Non-Div. I Games:

UMES

299	A	Coppin St.	6	12
299	A	Coppin St.	7	3

RPI	S	Opponent	Score	
296	H	Mt. St. Mary's	9	2
299	A	Coppin St.	6	12
299	A	Coppin St.	4	16
299	A	Coppin St.	1	3
299	A	Coppin St.	7	3
299	H	Coppin St.	4	3
299	H	Coppin St.	1	3

Average RPI Win:	229	WON-LOST RECORD	WINNING PCT. RANK	LAST 15 GAMES	STRENGTH OF SCHEDULE	OPP. STRENGTH OF SCHEDULE	TEAM RPI	ADJ RPI	CONF. RPI	ADJ CONF. RPI		
DIV. I ONLY	6-26-0	.1875	296	2-13-0	283	272	294	.37523	294	28	28	
DIV. I NON-CONF.	5-18-0	.21739	276	1-8-0	284	289	291	.39338	290	26	26	
<hr/>												
TOTALS	RPI 1-25	RPI 26-50		W-L RECORDS	RPI 51-100		RPI 101-150		RPI 150+			
6-26-0	0-0-0	0-1-0		OVERALL	0-0-0		0-1-0		6-24-0			
1-7-0	0-0-0	0-0-0		HOME	0-0-0		0-0-0		1-7-0			
4-16-0	0-0-0	0-1-0		AWAY	0-0-0		0-1-0		4-14-0			
1-3-0	0-0-0	0-0-0		NEUTRAL	0-0-0		0-0-0		1-3-0			
<hr/>												
5-18-0	0-0-0	0-1-0		NON-CONFERENCE	0-0-0		0-1-0		5-16-0			
0-2-0	0-0-0	0-0-0		HOME	0-0-0		0-0-0		0-2-0			
4-13-0	0-0-0	0-0-		AWAY	0-0-0		0-1-0		4-11-0			
1-3-0	0-0-0	0-0-0		NEUTRAL	0-0-0		0-0-0		1-3-0			
<hr/>												
1-8-0	0-0-0	0-0-0		CONFERENCE	0-0-0		0-0-0		1-8-0			
1-5-0	0-0-0	0-0-0		HOME	0-0-0		0-0-0		1-5-0			
0-3-0	0-0-0	0-0-0		AWAY	0-0-0		0-0-0		0-3-0			
0-0-0	0-0-0	0-0-0		NEUTRAL	0-0-0		0-0-0		0-0-0			
<hr/>												
RPI S	Opponent	Score	RPI S	Opponent	Score	RPI S	Opponent	Score	RPI S	Opponent	Score	
			43 A	Wake Forest	2 8				119 A	Seton Hall	4 5	
									153 A	St. John's (NY)	9 8	
									158 A	Stony Brook	3 7	
									181 H	Monmouth	7 11	
									181 H	Monmouth	8 7	
									181 H	Monmouth	1 4	
									188 A	Richmond	0 10	
									188 A	Richmond	2 12	
									188 N	Richmond	6 12	
									190 A	Canisius	7 11	
									190 A	Canisius	0 9	
									190 A	Canisius	7 8	
									196 H	Niagara	0 11	
									196 H	Niagara	2 21	
									196 H	Niagara	0 13	
									203 A	Albany (NY)	0 5	
									203 A	Albany (NY)	5 17	
									203 A	Albany (NY)	2 5	
									208 A	Fordham	2 0	
									209 H	Hofstra	4 11	
									233 N	Harvard	1 7	
									243 A	NJIT	0 16	
									243 H	NJIT	7 11	
									245 A	Wagner	6 13	
									257 A	Villanova	3 7	
									257 A	Villanova	5 1	
									279 A	Lehigh	3 6	
<hr/>												
			LAST 15 GAMES									
	153 A	St. John's (NY)	9	8	181 H	Monmouth	1	4	243 A	NJIT	7	11
	203 A	Albany (NY)	2	5	209 H	Hofstra	4	11	245 A	Wagner	6	13
	203 A	Albany (NY)	5	17	243 A	NJIT	0	16	257 A	Villanova	3	7
	203 A	Albany (NY)	0	5					257 A	Villanova	5	1
	245 A	Wagner	6	13					279 A	Lehigh	3	6

Non-Div. I Games:

Saint Peter's

181	H	Monmouth	7	11
181	H	Monmouth	8	7

RPI	S	Opponent	Score	
281	A	La Salle	0	1
281	A	La Salle	7	3
293	N	UMES	5	17
293	N	UMES	10	8

Saint Peter's

S
a
i
n
t
P
e
t
e
r
'
s

S
a
i
n
t
P
e
t
e
r
'
s

Average RPI Win: 278		WON-LOST	WINNING	LAST 15	STRENGTH OF		OPP. STRENGTH	TEAM	ADJ	CONF.	ADJ CONF.
Average RPI Loss: 226		RECORD	PCT. RANK	GAMES	SCHEDULE		OF SCHEDULE	RPI	RPI	RPI	RPI
DIV. I ONLY		7-22-0	.24138	283	1-12-0		294	296	295	.36668	295
DIV. I NON-CONF.		1-9-0	.1	295	0-2-0		169	213	287	.40766	287
TOTALS		RPI 1-25	RPI 26-50		W-L RECORDS		RPI 51-100		RPI 101-150		RPI 150+
7-22-0		0-1-0	0-0-0		OVERALL		0-3-0		0-0-0		7-18-0
2-3-0		0-0-0	0-0-0		HOME		0-0-0		0-0-0		2-3-0
3-17-0		0-1-0	0-0-0		AWAY		0-2-0		0-0-0		3-14-0
2-2-0		0-0-0	0-0-0		NEUTRAL		0-1-0		0-0-0		2-1-0
1-9-0		0-1-0	0-0-0		NON-CONFERENCE		0-3-0		0-0-0		1-5-0
0-0-0		0-0-0	0-0-0		HOME		0-0-0		0-0-0		0-0-0
1-7-0		0-1-0	0-0-		AWAY		0-2-0		0-0-0		1-4-0
0-2-0		0-0-0	0-0-0		NEUTRAL		0-1-0		0-0-0		0-1-0
6-13-0		0-0-0	0-0-0		CONFERENCE		0-0-0		0-0-0		6-13-0
2-3-0		0-0-0	0-0-0		HOME		0-0-0		0-0-0		2-3-0
2-10-0		0-0-0	0-0-0		AWAY		0-0-0		0-0-0		2-10-0
2-0-0		0-0-0	0-0-0		NEUTRAL		0-0-0		0-0-0		2-0-0
RPI S	Opponent	Score		RPI S	Opponent	Score		RPI S	Opponent	Score	
4 A	Texas A&M	0 11						169 N	Washington St.	3 14	
								178 A	Houston Baptist	3 5	
								237 A	Grambling	6 13	
								237 A	Grambling	4 8	
								237 A	Grambling	7 11	
								237 N	Grambling	4 3	
								266 A	Incarnate Word	2 12	
								266 A	Incarnate Word	5 1	
								268 A	UTRGV	6 7	
								268 A	UTRGV	9 11	
								280 A	Ark.-Pine Bluff	1 11	
								280 A	Ark.-Pine Bluff	1 21	
								280 A	Ark.-Pine Bluff	0 12	
								287 A	Texas Southern	5 4	
								287 A	Texas Southern	12 8	
								287 A	Texas Southern	5 6	
								287 H	Texas Southern	5 24	
								287 H	Texas Southern	12 2	
								287 H	Texas Southern	3 11	
								288 N	Alcorn	11 10	
								297 A	Southern U.	5 16	
								297 A	Southern U.	1 4	
								297 A	Southern U.	9 13	
								297 H	Southern U.	2 9	
								297 H	Southern U.	7 1	
LAST 15 GAMES											
				297 A	Southern U.	9 13		237 A	Grambling	6 13	
				297 A	Southern U.	5 16		237 A	Grambling	4 8	
				297 A	Southern U.	1 4		237 A	Grambling	7 11	
				287 H	Texas Southern	5 24					
				287 H	Texas Southern	12 2					

Non-Div. I Games: Wiley 20 10 Wiley 8 7

Prairie View

287	H	Texas Southern	3	11
178	A	Houston Baptist	3	5

Average RPI Win:	253	WON-LOST	WINNING	LAST 15	STRENGTH OF	OPP. STRENGTH	TEAM	ADJ	CONF.	ADJ CONF.		
Average RPI Loss:	223	RECORD	PCT. RANK	GAMES	SCHEDULE	OF SCHEDULE	RPI	RPI	RPI	RPI		
DIV. I ONLY		6-26-0	.1875	296	4-11-0	290	288	297	.35472	296	27	27
DIV. I NON-CONF.		3-13-0	.1875	286	2-4-0	289	297	297	.36973	297	28	28
<hr/>												
TOTALS	RPI 1-25	RPI 26-50		W-L RECORDS		RPI 51-100		RPI 101-150		RPI 150+		
6-26-0	0-0-0	0-1-0		OVERALL		0-3-0		0-0-0		6-22-0		
2-10-0	0-0-0	0-0-0		HOME		0-0-0		0-0-0		2-10-0		
4-16-0	0-0-0	0-1-0		AWAY		0-3-0		0-0-0		4-12-0		
0-0-0	0-0-0	0-0-0		NEUTRAL		0-0-0		0-0-0		0-0-0		
3-13-0	0-0-0	0-1-0		NON-CONFERENCE		0-3-0		0-0-0		3-9-0		
1-3-0	0-0-0	0-0-0		HOME		0-0-0		0-0-0		1-3-0		
2-10-0	0-0-0	0-0-		AWAY		0-3-0		0-0-0		2-6-0		
0-0-0	0-0-0	0-0-0		NEUTRAL		0-0-0		0-0-0		0-0-0		
3-13-0	0-0-0	0-0-0		CONFERENCE		0-0-0		0-0-0		3-13-0		
1-7-0	0-0-0	0-0-0		HOME		0-0-0		0-0-0		1-7-0		
2-6-0	0-0-0	0-0-0		AWAY		0-0-0		0-0-0		2-6-0		
0-0-0	0-0-0	0-0-0		NEUTRAL		0-0-0		0-0-0		0-0-0		
RPI	S	Opponent	Score	RPI	S	Opponent	Score	RPI	S	Opponent	Score	
				43	A	Wake Forest	2 8	82	A	Jacksonville	7 15	
								82	A	Jacksonville	3 14	
								82	A	Jacksonville	2 13	
								194	A	UMBC	3 9	
								194	A	UMBC	1 3	
								194	H	UMBC	5 3	
								216	A	Central Conn. St.	4 19	
								216	A	Central Conn. St.	0 2	
								216	A	Central Conn. St.	6 4	
								216	A	Central Conn. St.	0 6	
								245	H	Wagner	6 14	
								245	H	Wagner	0 2	
								245	H	Wagner	4 17	
								245	H	Wagner	4 20	
								248	H	Buffalo	0 2	
								248	H	Buffalo	0 15	
								259	A	Towson	7 8	
								264	A	Fairleigh Dickinson	3 4	
								264	A	Fairleigh Dickinson	0 6	
								264	A	Fairleigh Dickinson	13 6	
								264	A	Fairleigh Dickinson	4 9	
								264	H	Fairleigh Dickinson	0 1	
								264	H	Fairleigh Dickinson	5 2	
								264	H	Fairleigh Dickinson	1 4	
								264	H	Fairleigh Dickinson	2 17	
				LAST 15 GAMES				264	H	Fairleigh Dickinson	2 17	
				299	A	Coppin St.	16 6	216	A	Central Conn. St.	0 2	
				264	H	Fairleigh Dickinson	0 1	216	A	Central Conn. St.	4 19	
				264	H	Fairleigh Dickinson	5 2	293	A	UMES	2 9	
				264	H	Fairleigh Dickinson	1 4	283	A	UNC Asheville	2 1	
				264	H	Fairleigh Dickinson	2 17	293	A	UMES	2 9	
								299	A	Coppin St.	16 6	

Non-Div. I Games:

Mt. St. Mary's

216 A Central Conn. St.	6	4
216 A Central Conn. St.	0	6

RPI	S	Opponent	Score	
299	H	Coppin St.	9	12

Mt. St. Mary's

M
t
.
S
t
.
M
a
r
y
'
s

M
t
.
S
t
.
M
a
r
y
'
s

Average RPI Win:		258	WON-LOST RECORD		WINNING PCT. RANK		LAST 15 GAMES		STRENGTH OF SCHEDULE		OPP. STRENGTH OF SCHEDULE		TEAM RPI		ADJ RPI		CONF. RPI		ADJ CONF. RPI	
DIV. I ONLY			7-21-0		.25 279		4-10-0		291		284		296		.35239 297		32		32	
DIV. I NON-CONF.			1-7-0		.125 292		0-2-0		61		6		217		.45744 228		31		31	
TOTALS		RPI 1-25		RPI 26-50		W-L RECORDS		RPI 51-100		RPI 101-150		RPI 150+								
7-21-0		0-1-0		0-1-0		OVERALL		0-2-0		1-2-0		6-15-0								
5-10-0		0-0-0		0-0-0		HOME		0-0-0		0-0-0		5-10-0								
2-7-0		0-1-0		0-1-0		AWAY		0-1-0		1-2-0		1-2-0								
0-4-0		0-0-0		0-0-0		NEUTRAL		0-1-0		0-0-0		0-3-0								
1-7-0		0-1-0		0-1-0		NON-CONFERENCE		0-2-0		1-2-0		0-1-0								
0-0-0		0-0-0		0-0-0		HOME		0-0-0		0-0-0		0-0-0								
1-6-0		0-1-0		0-0-		AWAY		0-1-0		1-2-0		0-1-0								
0-1-0		0-0-0		0-0-0		NEUTRAL		0-1-0		0-0-0		0-0-0								
6-14-0		0-0-0		0-0-0		CONFERENCE		0-0-0		0-0-0		6-14-0								
5-10-0		0-0-0		0-0-0		HOME		0-0-0		0-0-0		5-10-0								
1-1-0		0-0-0		0-0-0		AWAY		0-0-0		0-0-0		1-1-0								
0-3-0		0-0-0		0-0-0		NEUTRAL		0-0-0		0-0-0		0-3-0								
RPI	S	Opponent		Score		RPI	S	Opponent		Score		RPI	S	Opponent		Score				
12	A	LSU		1	11	49	A	New Orleans		4	14	63	A	Southeastern La.		2	18			
												88	N	Louisiana Tech		0	15			
														A Auburn		6	5			
														A Auburn		6	18			
														A Auburn		0	7			
														A Nicholls St.		8	9			
														H Grambling		11	16			
														H Grambling		7	11			
														H Grambling		8	10			
														H Grambling		9	10			
														H Grambling		5	9			
														H Grambling		10	3			
														N Grambling		0	15			
														H Ark.-Pine Bluff		2	7			
														H Ark.-Pine Bluff		5	3			
														H Ark.-Pine Bluff		9	10			
														N Jackson St.		0	4			
														H Texas Southern		2	5			
														H Texas Southern		5	13			
														H Texas Southern		5	6			
														N Alcorn		2	6			
														A Prairie View		9	2			
														A Prairie View		1	7			
														H Prairie View		13	9			
														H Prairie View		4	1			
														H Prairie View		16	5			
Non-Div. I Games:		Selma		12	6	Loyola (LA)		6	7	Loyola (LA)		5	4	Selma		10	0			
		Selma		4	3												Southern U.			

237	H	Grambling	7	11
12	A	LSU	1	11

S
o
u
t
h
e
r
n
U
.

S
o
u
t
h
e
r
n
U
.

Average RPI Win:	260	WON-LOST RECORD	WINNING PCT. RANK	LAST 15 GAMES	STRENGTH OF SCHEDULE	OPP. STRENGTH OF SCHEDULE	TEAM RPI	ADJ RPI	CONF. RPI	ADJ CONF. RPI			
DIV. I ONLY		9-32-0	.21951	290	4-11-0	295	290	298	.34826	298	32	32	
DIV. I NON-CONF.		4-19-0	.17391	287	2-3-0	265	248	295	.38102	295	31	31	
<hr/>													
TOTALS	RPI 1-25	RPI 26-50		W-L RECORDS		RPI 51-100		RPI 101-150		RPI 150+			
9-32-0	0-0-0	0-0-0		OVERALL		1-3-0		0-4-0		8-25-0			
5-18-0	0-0-0	0-0-0		HOME		0-0-0		0-0-0		5-18-0			
4-14-0	0-0-0	0-0-0		AWAY		1-2-0		0-4-0		3-6-0			
0-0-0	0-0-0	0-0-0		NEUTRAL		0-0-0		0-0-0		0-0-0			
4-19-0	0-0-0	0-0-0		NON-CONFERENCE		1-3-0		0-4-0		3-12-0			
2-8-0	0-0-0	0-0-0		HOME		0-0-0		0-0-0		2-8-0			
2-11-0	0-0-0	0-0-		AWAY		1-3-0		0-4-0		1-4-0			
0-0-0	0-0-0	0-0-0		NEUTRAL		0-0-0		0-0-0		0-0-0			
5-13-0	0-0-0	0-0-0		CONFERENCE		0-0-0		0-0-0		5-13-0			
3-10-0	0-0-0	0-0-0		HOME		0-0-0		0-0-0		3-10-0			
2-3-0	0-0-0	0-0-0		AWAY		0-0-0		0-0-0		2-3-0			
0-0-0	0-0-0	0-0-0		NEUTRAL		0-0-0		0-0-0		0-0-0			
RPI	S	Opponent	Score	RPI	S	Opponent	Score	RPI	S	Opponent	Score		
						55 A	Tulane	0	7	103 A	Missouri	3	5
						73 A	Troy	0	8	110 A	Auburn	0	5
						95 A	Samford	6	18	110 A	Auburn	1	15
						95 A	Samford	7	5	130 A	UAB	2	12
										157 H	Alabama St.	2	17
										157 H	Alabama St.	3	7
										157 H	Alabama St.	4	16
										198 A	Tennessee Tech	6	11
										198 H	Tennessee Tech	6	34
										219 A	Eastern Ky.	3	1
										219 H	Eastern Ky.	6	11
										227 A	Lipscomb	5	14
										227 A	Lipscomb	3	10
										227 A	Lipscomb	4	5
										247 H	IPFW	6	4
										247 H	IPFW	7	9
										247 H	IPFW	6	7
										247 H	IPFW	1	8
										277 H	UT Martin	2	9
										280 A	Ark.-Pine Bluff	0	1
										280 A	Ark.-Pine Bluff	2	5
										280 A	Ark.-Pine Bluff	3	4
										285 H	Jackson St.	4	22
										285 H	Jackson St.	9	10
										285 H	Jackson St.	1	20
										288 H	Alcorn	4	16
										288 H	Alcorn	12	2
<hr/>													
LAST 15 GAMES													
						95 A	Samford	7	5	198 A	Tennessee Tech	6	11
						95 A	Samford	6	18	280 A	Ark.-Pine Bluff	2	5
						300 H	Mississippi Val.	17	4	280 A	Ark.-Pine Bluff	0	1
						300 H	Mississippi Val.	1	2				
						300 H	Mississippi Val.	10	11				

Non-Div. I Games: North Ala. 6 5

Alabama A&M

300	H	Mississippi Val.	10	6
219	A	Eastern Ky.	3	1

RPI	S	Opponent	Score	
288	H	Alcorn	13	15
289	H	Savannah St.	12	9
289	H	Savannah St.	2	3
289	H	Savannah St.	12	17
300	A	Mississippi Val.	12	10
300	A	Mississippi Val.	5	2
300	H	Mississippi Val.	1	2
300	H	Mississippi Val.	17	4
300	H	Mississippi Val.	10	6
300	H	Mississippi Val.	10	11

Alabama A&M

A
l
a
b
a
m
a
A
&
M

A
l
a
b
a
m
a
A
&
M

Average RPI Win:	285	WON-LOST RECORD	WINNING PCT. RANK	LAST 15 GAMES	STRENGTH OF SCHEDULE	OPP. STRENGTH OF SCHEDULE	TEAM RPI	ADJ RPI	CONF. RPI	ADJ CONF. RPI				
DIV. I ONLY		9-27-0	.25	279	5-10-0	300	297	300	.32193	299	31	31		
DIV. I NON-CONF.		3-18-0	.14286	291	1-4-0	298	295	300	.32478	300	32	32		
<hr/>														
TOTALS	RPI 1-25	RPI 26-50		W-L RECORDS		RPI 51-100		RPI 101-150		RPI 150+				
9-27-0	0-0-0	0-0-0		OVERALL		0-0-0		0-0-0		9-27-0				
6-14-0	0-0-0	0-0-0		HOME		0-0-0		0-0-0		6-14-0				
2-11-0	0-0-0	0-0-0		AWAY		0-0-0		0-0-0		2-8-0				
1-2-0	0-0-0	0-0-0		NEUTRAL		0-0-0		0-0-0		1-2-0				
3-18-0	0-0-0	0-0-0		NON-CONFERENCE		0-0-0		0-0-0		3-18-0				
1-9-0	0-0-0	0-0-0		HOME		0-0-0		0-0-0		1-9-0				
1-7-0	0-0-0	0-0-		AWAY		0-0-0		0-0-0		1-7-0				
1-2-0	0-0-0	0-0-0		NEUTRAL		0-0-0		0-0-0		1-2-0				
6-9-0	0-0-0	0-0-0		CONFERENCE		0-0-0		0-0-0		6-9-0				
5-5-0	0-0-0	0-0-0		HOME		0-0-0		0-0-0		5-5-0				
1-4-0	0-0-0	0-0-0		AWAY		0-0-0		0-0-0		1-4-0				
0-0-0	0-0-0	0-0-0		NEUTRAL		0-0-0		0-0-0		0-0-0				
RPI	S	Opponent	Score	RPI	S	Opponent	Score	RPI	S	Opponent	Score			
								152	H	Georgetown	4	5		
								194	A	UMBC	3	12		
								209	H	Hofstra	4	17		
								209	H	Hofstra	0	15		
								209	H	Hofstra	0	17		
								226	A	Georgia St.	0	13		
								226	A	Georgia St.	0	12		
								226	A	Georgia St.	4	22		
								226	A	Georgia St.	0	17		
								243	H	NJIT	4	5		
								243	H	NJIT	2	3		
								243	H	NJIT	2	9		
								258	N	NYIT	2	5		
								258	N	NYIT	10	4		
								258	N	NYIT	7	14		
								259	A	Towson	7	8		
								264	H	Fairleigh Dickinson	24	35		
								264	H	Fairleigh Dickinson	15	8		
								279	A	Lehigh	4	10		
								284	H	Norfolk St.	11	7		
								284	H	Norfolk St.	3	6		
								284	H	Norfolk St.	2	12		
								292	A	Delaware St.	9	10		
								292	A	Delaware St.	4	5		
								292	A	Delaware St.	4	14		
								292	H	Delaware St.	6	14		
								292	H	Delaware St.	3	0		
LAST 15 GAMES														
296	H	Mt. St. Mary's	6	16	293	H	UMES	3	7	292	A	Delaware St.	9	10
292	A	Delaware St.	9	10	293	H	UMES	16	4	292	A	Delaware St.	4	5
292	A	Delaware St.	4	5	293	H	UMES	3	1	292	A	Delaware St.	4	14
292	A	Delaware St.	4	14						292	H	Delaware St.	6	14
264	H	Fairleigh Dickinson	24	35						292	H	Delaware St.	3	0

Non-Div. I Games:

Coppin St.

Coppin St.

264	H	Fairleigh Dickinson	15	8
293	H	UMES	12	6

Through Games Of April 20, 2016

RPI	S	Opponent	Score	
292	H	Delaware St.	5	15
293	A	UMES	3	1
293	A	UMES	3	4
293	H	UMES	3	7
293	H	UMES	16	4
293	H	UMES	3	1
293	H	UMES	12	6
296	A	Mt. St. Mary's	12	9
296	H	Mt. St. Mary's	6	16

Coppin St.

C
o
p
p
i
n
s
t
.

C
o
p
p
i
n
s
t
.

Average RPI Win:	293	WON-LOST RECORD	WINNING PCT. RANK	LAST 15 GAMES	STRENGTH OF SCHEDULE	OPP. STRENGTH OF SCHEDULE	TEAM RPI	ADJ RPI	CONF. RPI	ADJ CONF. RPI		
DIV. I ONLY		4-25-0	.13793	299	2-11-0	299	291	299	.31958	300	32	32
DIV. I NON-CONF.		0-11-0	0	296	0-3-0	224	200	298	.35272	298	31	31
<hr/>												
TOTALS	RPI 1-25	RPI 26-50		W-L RECORDS		RPI 51-100		RPI 101-150		RPI 150+		
4-25-0	0-1-0	0-0-0		OVERALL		0-0-0		0-3-0		4-21-0		
2-6-0	0-0-0	0-0-0		HOME		0-0-0		0-0-0		2-6-0		
2-19-0	0-1-0	0-0-0		AWAY		0-0-0		0-3-0		2-15-0		
0-0-0	0-0-0	0-0-0		NEUTRAL		0-0-0		0-0-0		0-0-0		
<hr/>												
0-11-0	0-1-0	0-0-0		NON-CONFERENCE		0-0-0		0-3-0		0-7-0		
0-0-0	0-0-0	0-0-0		HOME		0-0-0		0-0-0		0-0-0		
0-11-0	0-1-0	0-0-		AWAY		0-0-0		0-3-0		0-7-0		
0-0-0	0-0-0	0-0-0		NEUTRAL		0-0-0		0-0-0		0-0-0		
<hr/>												
4-14-0	0-0-0	0-0-0		CONFERENCE		0-0-0		0-0-0		4-14-0		
2-6-0	0-0-0	0-0-0		HOME		0-0-0		0-0-0		2-6-0		
2-8-0	0-0-0	0-0-0		AWAY		0-0-0		0-0-0		2-8-0		
0-0-0	0-0-0	0-0-0		NEUTRAL		0-0-0		0-0-0		0-0-0		
<hr/>												
RPI	S	Opponent	Score	RPI	S	Opponent	Score	RPI	S	Opponent	Score	
17	A	Mississippi St.	1 16					108 A Arkansas 4 21				
								108 A Arkansas 0 20				
								124 A Little Rock 3 20				
								157 A Alabama St. 2 27				
								157 A Alabama St. 0 3				
								157 A Alabama St. 3 11				
								217 A Nicholls St. 3 13				
								217 A Nicholls St. 1 15				
								217 A Nicholls St. 1 6				
								217 A Nicholls St. 2 18				
								227 A Lipscomb 1 7				
								227 A Lipscomb 3 16				
								227 A Lipscomb 1 11				
								285 H Jackson St. 9 19				
								285 H Jackson St. 3 10				
								285 H Jackson St. 5 16				
								288 A Alcorn 4 12				
								288 A Alcorn 2 9				
								288 A Alcorn 4 11				
								288 H Alcorn 3 10				
								288 H Alcorn 6 5				
								288 H Alcorn 5 1				
				LAST 15 GAMES				288 H Alcorn				
				298 A Alabama A&M 4 17				298 A Alabama A&M 4 17				
				298 A Alabama A&M 11 10				298 A Alabama A&M 11 10				
				298 A Alabama A&M 2 1				298 A Alabama A&M 2 1				
				298 A Alabama A&M 6 10				298 A Alabama A&M 6 10				
				288 A Alcorn 2 9				298 H Alabama A&M 10 12				
<hr/>												
Non-Div. I Games:	Tougaloo	16	3	Delta St.	4	12	Tougaloo	18	8	Delta St.	1	16
Mississippi Val.												

Mississippi Val.

288	A	Alcorn	4	12
288	A	Alcorn	4	11

Through Games Of April 20, 2016

RPI	S	Opponent	Score
298	H	Alabama A&M	2 5

Mississippi Val.

M
i
s
s
i
s
s
i
p
p
i
V
a
l
.

M
i
s
s
i
s
s
i
p
p
i
V
a
l
.