

Average RPI Win:		90	WON-LOST RECORD		WINNING PCT. RANK		LAST 10 GAMES		STRENGTH OF SCHEDULE		OPP. STRENGTH OF SCHEDULE		TEAM RPI		ADJ RPI		CONF. RPI		ADJ CONF. RPI					
DIV. I ONLY			21-3-0		.875		1		9-1-0		48		3		1		.63408		1		4		4	
DIV. I NON-CONF.			16-2-0		.88889		6		4-0-0		72		2		3		.63388		3		4		4	
TOTALS		RPI 1-25		RPI 26-50		W-L RECORDS		RPI 51-100		RPI 101-150		RPI 150+												
21-3-0		2-1-0		3-1-0		OVERALL		5-1-0		10-0-0		1-0-0												
17-2-0		2-1-0		0-0-0		HOME		5-1-0		10-0-0		0-0-0												
4-1-0		0-0-0		3-1-0		AWAY		0-0-0		0-0-0		1-0-0												
0-0-0		0-0-0		0-0-0		NEUTRAL		0-0-0		0-0-0		0-0-0												
16-2-0		0-0-0		3-1-0		NON-CONFERENCE		5-1-0		7-0-0		1-0-0												
12-1-0		0-0-0		0-0-0		HOME		5-1-0		7-0-0		0-0-0												
4-1-0		0-0-0		3-0-		AWAY		0-0-0		0-0-0		1-0-0												
0-0-0		0-0-0		0-0-0		NEUTRAL		0-0-0		0-0-0		0-0-0												
5-1-0		2-1-0		0-0-0		CONFERENCE		0-0-0		3-0-0		0-0-0												
5-1-0		2-1-0		0-0-0		HOME		0-0-0		3-0-0		0-0-0												
0-0-0		0-0-0		0-0-0		AWAY		0-0-0		0-0-0		0-0-0												
0-0-0		0-0-0		0-0-0		NEUTRAL		0-0-0		0-0-0		0-0-0												
RPI	S	Opponent		Score		RPI	S	Opponent		Score		RPI	S	Opponent		Score								
22	H	Oregon		1 10		43	A	Texas		6 8		65	H	San Di ego		3 0								
22	H	Oregon		4 0		43	A	Texas		11 1		77	H	Mi chi gan		0 5								
22	H	Oregon		5 1		43	A	Texas		9 3		77	H	Mi chi gan		7 4								
						43	A	Texas		7 1		77	H	Mi chi gan		7 0								
												77	H	Cal St. Full erton		6 5								
												77	H	Cal St. Full erton		5 3								
												82	H	Gonzaga		4 3								
														117 H Cal St. Full erton		5 1								
														117 H Cal St. Full erton		5 3								
														118 H Ri ce		2 0								
														118 H Ri ce		7 4								
														118 H Ri ce		7 2								
														118 H Ri ce		6 2								
														177 A UC Davi s		3 2								
LAST 10 GAMES																								
82 H Gonzaga						4 3						114 H Southern Cal i forni a						18 0						
22 H Oregon						4 0						114 H Southern Cal i forni a						11 1						
22 H Oregon						5 1						114 H Southern Cal i forni a						5 1						
22 H Oregon						1 10						43 A Texas						11 1						
65 H San Di ego						3 0						43 A Texas						9 3						

**Non-Div. I Games:**

Stanford

Average RPI Win: 93		WON-LOST	WINNING	LAST 10	STRENGTH OF		OPP. STRENGTH	TEAM	ADJ	CONF.	ADJ CONF.
Average RPI Loss: 34		RECORD	PCT. RANK	GAMES	SCHEDULE		OF SCHEDULE	RPI	RPI	RPI	RPI
DIV. I ONLY		23-6-0	.7931	11	7-3-0		34	5	2	.6315	2
DIV. I NON-CONF.		20-3-0	.86957	12	4-0-0		15	25	1	.66362	1
TOTALS		RPI 1-25	RPI 26-50		W-L RECORDS		RPI 51-100		RPI 101-150		RPI 150+
23-6-0		7-3-0	1-1-0		OVERALL		8-2-0		1-0-0		6-0-0
16-1-0		6-1-0	0-0-0		HOME		4-0-0		1-0-0		5-0-0
7-5-0		1-2-0	1-1-0		AWAY		4-2-0		0-0-0		1-0-0
0-0-0		0-0-0	0-0-0		NEUTRAL		0-0-0		0-0-0		0-0-0
20-3-0		5-2-0	1-1-0		NON-CONFERENCE		7-0-0		1-0-0		6-0-0
14-0-0		4-0-0	0-0-0		HOME		4-0-0		1-0-0		5-0-0
6-3-0		1-2-0	1-0-		AWAY		3-0-0		0-0-0		1-0-0
0-0-0		0-0-0	0-0-0		NEUTRAL		0-0-0		0-0-0		0-0-0
3-3-0		2-1-0	0-0-0		CONFERENCE		1-2-0		0-0-0		0-0-0
2-1-0		2-1-0	0-0-0		HOME		0-0-0		0-0-0		0-0-0
1-2-0		0-0-0	0-0-0		AWAY		1-2-0		0-0-0		0-0-0
0-0-0		0-0-0	0-0-0		NEUTRAL		0-0-0		0-0-0		0-0-0
RPI S	Opponent	Score		RPI S	Opponent	Score		RPI S	Opponent	Score	
13 H	Northeastern	13	2	33 A	Louisville	4	7	53 A	Baylor	2	12
13 H	Northeastern	9	4	33 A	Louisville	8	4	53 A	Baylor	0	2
13 H	Northeastern	12	3					53 A	Baylor	11	4
13 H	Northeastern	22	3					61 H	South Ala.	8	1
20 A	Kentucky	5	3					61 H	South Ala.	5	2
20 A	Kentucky	6	11					61 H	South Ala.	9	7
20 A	Kentucky	7	10					61 H	South Ala.	14	2
25 H	West Virginia	8	5					96 A	UTSA	5	0
25 H	West Virginia	0	1					96 A	UTSA	3	0
25 H	West Virginia	4	1					96 A	UTSA	10	6
				LAST 10 GAMES							
				25 H	West Virginia	8	5	13 H	Northeastern	13	2
				25 H	West Virginia	4	1	13 H	Northeastern	22	3
				25 H	West Virginia	0	1	53 A	Baylor	11	4
				13 H	Northeastern	9	4	53 A	Baylor	2	12
				13 H	Northeastern	12	3	53 A	Baylor	0	2

Non-Div. I Games:

Texas Tech

[illegible]

**Non-Div. I Games:**

Fl ori da

C  
l  
e  
m  
s  
o  
n

C  
l  
e  
m  
s  
o  
n

Clemson

Average RPI Win:	113	WON-LOST RECORD	WINNING PCT. RANK	LAST 10 GAMES	STRENGTH OF SCHEDULE	OPP. STRENGTH OF SCHEDULE	TEAM RPI	ADJ RPI	CONF. RPI	ADJ CONF. RPI				
DIV. I ONLY		25-4-0	.86207	2	8-2-0	87	9	5	.61919	5	1	1		
DIV. I NON-CONF.		19-1-0	.95	1	2-0-0	216	18	7	.60894	7	1	1		
<hr/>														
TOTALS	RPI 1-25	RPI 26-50		W-L RECORDS		RPI 51-100		RPI 101-150		RPI 150+				
25-4-0	4-2-0	2-0-0		OVERALL		5-1-0		6-1-0		8-0-0				
19-2-0	2-1-0	2-0-0		HOME		3-1-0		4-0-0		8-0-0				
6-2-0	2-1-0	0-0-0		AWAY		2-0-0		2-1-0		0-0-0				
0-0-0	0-0-0	0-0-0		NEUTRAL		0-0-0		0-0-0		0-0-0				
19-1-0	0-0-0	2-0-0		NON-CONFERENCE		3-0-0		6-1-0		8-0-0				
15-0-0	0-0-0	2-0-0		HOME		1-0-0		4-0-0		8-0-0				
4-1-0	0-0-0	0-0-		AWAY		2-0-0		2-1-0		0-0-0				
0-0-0	0-0-0	0-0-0		NEUTRAL		0-0-0		0-0-0		0-0-0				
6-3-0	4-2-0	0-0-0		CONFERENCE		2-1-0		0-0-0		0-0-0				
4-2-0	2-1-0	0-0-0		HOME		2-1-0		0-0-0		0-0-0				
2-1-0	2-1-0	0-0-0		AWAY		0-0-0		0-0-0		0-0-0				
0-0-0	0-0-0	0-0-0		NEUTRAL		0-0-0		0-0-0		0-0-0				
<hr/>														
RPI	S	Opponent	Score		RPI	S	Opponent	Score		RPI	S	Opponent	Score	
11	H	Arkansas	5	4	40	H	Southern Miss.	7	6	123	A	Long Beach St.	4	3
11	H	Arkansas	4	6	41	H	Little Rock	10	2	123	A	Long Beach St.	12	1
11	H	Arkansas	11	10						123	A	Long Beach St.	3	4
16	A	Texas A&M	6	7						136	H	New Orleans	9	4
16	A	Texas A&M	5	4						142	H	Tulane	5	4
16	A	Texas A&M	7	6						142	H	Tulane	6	3
										142	H	Tulane	9	1
										183	H	Eastern Ill.	4	0
										183	H	Eastern Ill.	7	2
										183	H	Eastern Ill.	7	3
										184	H	Winthrop	3	1
										184	H	Winthrop	7	3
										184	H	Winthrop	8	1
										216	H	Memphis	8	6
										244	H	Murray St.	7	6
<hr/>														
LAST 10 GAMES														
11	H	Arkansas	11	10	16	A	Texas A&M	6	7					
11	H	Arkansas	5	4	16	A	Texas A&M	5	4					
11	H	Arkansas	4	6	136	H	New Orleans	9	4					
40	H	Southern Miss.	7	6	52	H	Tennessee	5	0					
16	A	Texas A&M	7	6	52	H	Tennessee	7	1					

Non-Div. I Games:

Ole Miss

Average RPI Win:		124	WON-LOST RECORD		WINNING PCT. RANK		LAST 10 GAMES		STRENGTH OF SCHEDULE		OPP. STRENGTH OF SCHEDULE		TEAM RPI		ADJ RPI		CONF. RPI		ADJ CONF. RPI	
DIV. I ONLY			19-6-0		.76 15		7-3-0		40		21		6		.61753 6		5		5	
DIV. I NON-CONF.			18-4-0		.81818 18		6-1-0		80		27		6		.61244 6		6		6	
TOTALS		RPI 1-25		RPI 26-50		W-L RECORDS		RPI 51-100		RPI 101-150		RPI 150+								
19-6-0		2-3-0		1-1-0		OVERALL		5-1-0		4-1-0		7-0-0								
13-1-0		0-0-0		1-0-0		HOME		5-1-0		3-0-0		4-0-0								
6-5-0		2-3-0		0-1-0		AWAY		0-0-0		1-1-0		3-0-0								
0-0-0		0-0-0		0-0-0		NEUTRAL		0-0-0		0-0-0		0-0-0								
18-4-0		1-1-0		1-1-0		NON-CONFERENCE		5-1-0		4-1-0		7-0-0								
13-1-0		0-0-0		1-0-0		HOME		5-1-0		3-0-0		4-0-0								
5-3-0		1-1-0		0-0-		AWAY		0-0-0		1-1-0		3-0-0								
0-0-0		0-0-0		0-0-0		NEUTRAL		0-0-0		0-0-0		0-0-0								
1-2-0		1-2-0		0-0-0		CONFERENCE		0-0-0		0-0-0		0-0-0								
0-0-0		0-0-0		0-0-0		HOME		0-0-0		0-0-0		0-0-0								
1-2-0		1-2-0		0-0-0		AWAY		0-0-0		0-0-0		0-0-0								
0-0-0		0-0-0		0-0-0		NEUTRAL		0-0-0		0-0-0		0-0-0								
RPI	S	Opponent		Score		RPI	S	Opponent		Score		RPI	S	Opponent		Score				
10	A	East Carolina		14 3		26	A	Missouri		4 9		73	H	Nebraska		9 1				
10	A	East Carolina		3 7		47	H	Oklahoma		2 1		73	H	Nebraska		6 3				
10	A	East Carolina		0 5								73	H	Nebraska		9 10				
14	A	Creighton		7 4								90	H	UT Arlington		12 3				
14	A	Creighton		1 3								90	H	UT Arlington		5 1				
												90	H	UT Arlington		5 4				
		</																		

Non-Div. I Games:

Wichita St.

Average RPI Win:		75	WON-LOST		WINNING		LAST 10		STRENGTH OF		OPP. STRENGTH		TEAM	ADJ		CONF.	ADJ CONF.							
Average RPI Loss:		58	RECORD		PCT. RANK		GAMES		SCHEDULE		OF SCHEDULE		RPI	RPI		RPI	RPI							
DIV. I ONLY			22-7-0		.75862		16		7-3-0		31		2		7		.61523		7		3		3	
DIV. I NON-CONF.			15-2-0		.88235		7		2-1-0		20		8		2		.65489		2		3		3	
TOTALS		RPI 1-25		RPI 26-50				W-L RECORDS				RPI 51-100				RPI 101-150				RPI 150+				
22-7-0		2-3-0		5-1-0				OVERALL				11-1-0				1-2-0				3-0-0				
18-2-0		0-0-0		5-1-0				HOME				10-1-0				0-0-0				3-0-0				
4-4-0		2-2-0		0-0-0				AWAY				1-0-0				1-2-0				0-0-0				
0-1-0		0-1-0		0-0-0				NEUTRAL				0-0-0				0-0-0				0-0-0				
15-2-0		0-2-0		3-0-0				NON-CONFERENCE				9-0-0				0-0-0				3-0-0				
14-0-0		0-0-0		3-0-0				HOME				8-0-0				0-0-0				3-0-0				
1-1-0		0-1-0		0-0-				AWAY				1-0-0				0-0-0				0-0-0				
0-1-0		0-1-0		0-0-0				NEUTRAL				0-0-0				0-0-0				0-0-0				
7-5-0		2-1-0		2-1-0				CONFERENCE				2-1-0				1-2-0				0-0-0				
4-2-0		0-0-0		2-1-0				HOME				2-1-0				0-0-0				0-0-0				
3-3-0		2-1-0		0-0-0				AWAY				0-0-0				1-2-0				0-0-0				
0-0-0		0-0-0		0-0-0				NEUTRAL				0-0-0				0-0-0				0-0-0				
RPI	S	Opponent		Score		RPI	S	Opponent		Score		RPI	S	Opponent		Score		RPI	S	Opponent		Score		
3	A	Florida		6	12	33	H	Louisville		8	7	54	H	South Fla.		5	2	129	A	Wake Forest		3	4	
3	N	Florida		0	1	33	H	Louisville		9	4	55	A	Jacksonville		4	0	129	A	Wake Forest		7	3	
12	A	North Carolina		9	4	33	H	Louisville		1	6	68	H	UCF		6	4	129	A	Wake Forest		1	8	
12	A	North Carolina		8	16	38	H	Troy		6	5	68	H	UCF		13	3	153	H	UNC Asheville		4	3	
12	A	North Carolina		6	3	38	H	Troy		7	3	78	H	Xavier		7	2	153	H	UNC Asheville		9	2	
						38	H	Troy		9	4	78	H	Xavier		5	1	153	H	UNC Asheville		4	2	
												78	H	Xavier		11	1							
												95	H	Kansas		12	7							
												95	H	Kansas		10	5							
												98	H	Notre Dame		7	5							
												98	H	Notre Dame		7	8							
												98	H	Notre Dame		6	4							
LAST 10 GAMES																								
						33	H	Louisville		1	6	12	A	North Carolina		6	3							
						33	H	Louisville		8	7	12	A	North Carolina		8	16							
						33	H	Louisville		9	4	68	H	UCF		13	3							
						3	N	Florida		0	1	68	H	UCF		6	4							
						12	A	North Carolina		9	4	98	H	Notre Dame		7	5							

Non-Div. I Games:

Florida St.

Georgia

Georgi a





Average RPI Win:		120	WON-LOST RECORD		WINNING PCT. RANK		LAST 10 GAMES		STRENGTH OF SCHEDULE		OPP. STRENGTH OF SCHEDULE		TEAM RPI		ADJ RPI		CONF. RPI		ADJ CONF. RPI								
DIV. I ONLY			20-6-0		.76923		14		7-2-0		25		33		10		.60894		10		5		5				
DIV. I NON-CONF.			16-4-0		.8		21		3-0-0		101		24		20		.58552		20		6		6				
TOTALS		RPI 1-25		RPI 26-50		W-L RECORDS		RPI 51-100		RPI 101-150		RPI 150+															
20-6-0		4-2-0		1-1-0		OVERALL		5-1-0		3-2-0		7-0-0															
13-4-0		3-1-0		1-1-0		HOME		3-0-0		0-2-0		6-0-0															
7-1-0		1-0-0		0-0-0		AWAY		2-1-0		3-0-0		1-0-0															
0-1-0		0-1-0		0-0-0		NEUTRAL		0-0-0		0-0-0		0-0-0															
16-4-0		2-1-0		1-1-0		NON-CONFERENCE		3-0-0		3-2-0		7-0-0															
11-3-0		1-0-0		1-1-0		HOME		3-0-0		0-2-0		6-0-0															
5-0-0		1-0-0		0-0-		AWAY		0-0-0		3-0-0		1-0-0															
0-1-0		0-1-0		0-0-0		NEUTRAL		0-0-0		0-0-0		0-0-0															
4-2-0		2-1-0		0-0-0		CONFERENCE		2-1-0		0-0-0		0-0-0															
2-1-0		2-1-0		0-0-0		HOME		0-0-0		0-0-0		0-0-0															
2-1-0		0-0-0		0-0-0		AWAY		2-1-0		0-0-0		0-0-0															
0-0-0		0-0-0		0-0-0		NEUTRAL		0-0-0		0-0-0		0-0-0															
RPI	S	Opponent		Score		RPI	S	Opponent		Score		RPI	S	Opponent		Score		RPI	S	Opponent		Score					
6	H	Wichita St.		7	3	28	H	Missouri St.		4	7	68	A	UCF		12	4	115	H	VCU		0	3				
6	H	Wichita St.		3	14	30	H	Col. of Charleston		5	2	68	A	UCF		1	9	132	A	Charlotte		6	5				
6	H	Wichita St.		5	0							68	A	UCF		11	6	132	A	Charlotte		12	2				
12	A	North Carolina		12	0							84	H	Maryl and		18	4	132	A	Charlotte		3	1				
12	H	North Carolina		2	1							84	H	Maryl and		4	0	135	H	Pepperdine		2	12				
12	N	North Carolina		4	5							84	H	Maryl and		4	0	162	H	Elon		2	1				
														185	A	Campbell		7	2								
														212	H	Old Dominion		10	3								
														219	H	Saint Joseph's		9	0								
														259	H	Western Caro.		9	3								
														259	H	Western Caro.		8	2								
														259	H	Western Caro.		8	3								
LAST 10 GAMES																											
														68	A	UCF		1	9								
														84	H	Maryl and		4	0								
														84	H	Maryl and		18	4								
														84	H	Maryl and		4	0								
														162	H	Elon		2	1								

Non-Div. I Games:

East Carolina

Average RPI Win:		106	WON-LOST RECORD		WINNING PCT. RANK		LAST 10 GAMES		STRENGTH OF SCHEDULE		OPP. STRENGTH OF SCHEDULE		TEAM RPI		ADJ RPI		CONF. RPI		ADJ CONF. RPI	
DIV. I ONLY			19-9-0		.67857 42		5-5-0		8		50		11		.60821 11		1		1	
DIV. I NON-CONF.			14-5-0		.73684 33		1-1-0		135		78		46		.55907 46		1		1	
TOTALS		RPI 1-25		RPI 26-50		W-L RECORDS		RPI 51-100		RPI 101-150		RPI 150+								
19-9-0		5-4-0		3-0-0		OVERALL		3-2-0		2-2-0		6-1-0								
14-2-0		3-0-0		2-0-0		HOME		2-1-0		2-1-0		5-0-0								
4-6-0		2-4-0		1-0-0		AWAY		0-1-0		0-1-0		1-0-0								
1-1-0		0-0-0		0-0-0		NEUTRAL		1-0-0		0-0-0		0-1-0								
14-5-0		0-0-0		3-0-0		NON-CONFERENCE		3-2-0		2-2-0		6-1-0								
11-2-0		0-0-0		2-0-0		HOME		2-1-0		2-1-0		5-0-0								
2-2-0		0-0-0		1-0-		AWAY		0-1-0		0-1-0		1-0-0								
1-1-0		0-0-0		0-0-0		NEUTRAL		1-0-0		0-0-0		0-1-0								
5-4-0		5-4-0		0-0-0		CONFERENCE		0-0-0		0-0-0		0-0-0								
3-0-0		3-0-0		0-0-0		HOME		0-0-0		0-0-0		0-0-0								
2-4-0		2-4-0		0-0-0		AWAY		0-0-0		0-0-0		0-0-0								
0-0-0		0-0-0		0-0-0		NEUTRAL		0-0-0		0-0-0		0-0-0								
RPI	S	Opponent		Score		RPI	S	Opponent		Score		RPI	S	Opponent		Score				
3	A	Florida		2	17	43	H	Texas		13	4	63	H	Kent St.		7	2			
3	A	Florida		4	5	43	H	Texas		7	5	63	H	Kent St.		4	10			
3	A	Florida		6	3	45	A	San Di ego St.		5	2	63	H	Kent St.		11	4			
5	A	Ole Miss		6	4							65	A	San Di ego		6	7			
5	A	Ole Miss		10	11							91	N	Ari zona		1	0			
5	A	Ole Miss		4	5															
20	H	Kentucky		16	9															
20	H	Kentucky		14	2															
20	H	Kentucky		9	4															
						LAST 10 GAMES														
5	A	Ole Miss		10	11	3	A	Fl ori da		2	17	114	H	Southern Cali i forni a		1	3			
5	A	Ole Miss		4	5	3	A	Fl ori da		6	3	114	H	Southern Cali i forni a		4	0			
5	A	Ole Miss		6	4	132	A	Char lotte		3	6	114	H	Southern Cali i forni a		7	6			
216	A	Memphi s		8	7	20	H	Kentucky		16	9	132	A	Char lotte		3	6			
3	A	Fl ori da		4	5	20	H	Kentucky		14	2	182	N	Cal Poly		3	4			

Non-Div. I Games:

Arkansas

Average RPI Win:		102	WON-LOST RECORD		WINNING PCT. RANK		LAST 10 GAMES		STRENGTH OF SCHEDULE		OPP. STRENGTH OF SCHEDULE		TEAM RPI		ADJ RPI		CONF. RPI		ADJ CONF. RPI					
DIV. I ONLY			18-10-0		.64286		52		8-2-0		3		56		12		.60485		12		3		3	
DIV. I NON-CONF.			10-6-0		.625		82		2-0-0		4		104		12		.59875		12		3		3	
TOTALS		RPI 1-25		RPI 26-50		W-L RECORDS		RPI 51-100		RPI 101-150		RPI 150+												
18-10-0		2-4-0		1-2-0		OVERALL		6-3-0		4-0-0		5-1-0												
13-6-0		1-3-0		0-0-0		HOME		4-2-0		3-0-0		5-1-0												
4-4-0		0-1-0		1-2-0		AWAY		2-1-0		1-0-0		0-0-0												
1-0-0		1-0-0		0-0-0		NEUTRAL		0-0-0		0-0-0		0-0-0												
10-6-0		1-2-0		0-0-0		NON-CONFERENCE		3-3-0		1-0-0		5-1-0												
6-4-0		0-1-0		0-0-0		HOME		1-2-0		0-0-0		5-1-0												
3-2-0		0-1-0		0-0-		AWAY		2-1-0		1-0-0		0-0-0												
1-0-0		1-0-0		0-0-0		NEUTRAL		0-0-0		0-0-0		0-0-0												
8-4-0		1-2-0		1-2-0		CONFERENCE		3-0-0		3-0-0		0-0-0												
7-2-0		1-2-0		0-0-0		HOME		3-0-0		3-0-0		0-0-0												
1-2-0		0-0-0		1-2-0		AWAY		0-0-0		0-0-0		0-0-0												
0-0-0		0-0-0		0-0-0		NEUTRAL		0-0-0		0-0-0		0-0-0												
RPI	S	Opponent		Score		RPI	S	Opponent		Score		RPI	S	Opponent		Score								
7	H	Florida St.		3	6	33	A	Louisville		4	5	54	A	South Fla.		3	4	129	H	Wake Forest		8	6	
7	H	Florida St.		4	9	33	A	Louisville		10	3	54	A	South Fla.		12	5	129	H	Wake Forest		3	2	
7	H	Florida St.		16	8	33	A	Louisville		4	6	54	A	South Fla.		9	8	129	H	Wake Forest		6	1	
10	A	East Carolina		1	2							67	H	St. John's (NY)		2	5	132	A	Charlotte		14	2	
10	H	East Carolina		0	12							74	H	Pittsburgh		15	3	155	H	Liberty		13	8	
10	N	East Carolina		5	4							74	H	Pittsburgh		4	0	155	H	Liberty		6	5	
												74	H	Pittsburgh		13	2	155	H	Liberty		17	2	
												84	H	Maryl and		13	1	160	H	High Point		10	0	
												87	H	UNCW		4	5	167	H	Gardner-Webb		0	1	
																		236	H	N. C. A&T		1	0	
LAST 10 GAMES						LAST 10 GAMES						LAST 10 GAMES												
129 H Wake Forest						8	6	7 H Florida St.						3	6	7 H Florida St.						16	8	
129 H Wake Forest						6	1	84 H Maryl and						13	1	74 H Pittsburgh						13	2	
129 H Wake Forest						3	2	74 H Pittsburgh						4	0	74 H Pittsburgh						4	0	
132 A Charlotte						14	2																	
7 H Florida St.						4	9																	

**Non-Div. I Games:**

North Carolina

Average RPI Win: 138		WON-LOST RECORD		WINNING PCT. RANK		LAST 10 GAMES		STRENGTH OF SCHEDULE		OPP. STRENGTH OF SCHEDULE		TEAM RPI		ADJ RPI		CONF. RPI		ADJ CONF. RPI	
DIV. I ONLY		14-10-0		.58333 98		1-0-0		10		49		13		.60233 13		15		15	
DIV. I NON-CONF.		12-9-0		.57143 108		1-0-0		11		48		11		.60051 11		16		16	
TOTALS		RPI 1-25		RPI 26-50		W-L RECORDS		RPI 51-100		RPI 101-150		RPI 150+							
14-10-0		3-7-0		2-2-0		OVERALL		1-0-0		3-1-0		5-0-0							
1-0-0		0-0-0		0-0-0		HOME		0-0-0		0-0-0		1-0-0							
5-7-0		1-6-0		0-0-0		AWAY		1-0-0		3-1-0		0-0-0							
8-3-0		2-1-0		2-2-0		NEUTRAL		0-0-0		0-0-0		4-0-0							
12-9-0		3-7-0		2-2-0		NON-CONFERENCE		1-0-0		1-0-0		5-0-0							
1-0-0		0-0-0		0-0-0		HOME		0-0-0		0-0-0		1-0-0							
3-6-0		1-6-0		0-0-		AWAY		1-0-0		1-0-0		0-0-0							
8-3-0		2-1-0		2-2-0		NEUTRAL		0-0-0		0-0-0		4-0-0							
2-1-0		0-0-0		0-0-0		CONFERENCE		0-0-0		2-1-0		0-0-0							
0-0-0		0-0-0		0-0-0		HOME		0-0-0		0-0-0		0-0-0							
2-1-0		0-0-0		0-0-0		AWAY		0-0-0		2-1-0		0-0-0							
0-0-0		0-0-0		0-0-0		NEUTRAL		0-0-0		0-0-0		0-0-0							
RPI	S	Opponent		Score		RPI	S	Opponent		Score		RPI	S	Opponent		Score			
2	A	Texas Tech		3	12	26	N	Missouri		2	5	91	A	Boston College		7	4		
2	A	Texas Tech		4	9	26	N	Missouri		4	2	113	A	Rhode Island		15	8		
2	A	Texas Tech		3	22	26	N	Missouri		1	20	138	A	James Madison		10	2		
2	A	Texas Tech		2	13	26	N	Missouri		10	8	138	A	James Madison		3	6		
9	A	Auburn		8	14							138	A	James Madison		8	1		
9	A	Auburn		0	6							250	H	Hartford		3	1		
9	A	Auburn		2	1							267	N	Georgetown		9	5		
14	N	Creighton		12	7							275	N	Dartmouth		10	8		
14	N	Creighton		7	15							280	N	Presbyteri an		6	1		
14	N	Creighton		8	3							284	N	Vi llanova		1	0		
				LAST 10 GAMES															
				250	H	Hartford		3	1	2	A	Texas Tech		4	9				
				138	A	James Madi son		8	1	2	A	Texas Tech		2	13				
				138	A	James Madi son		3	6	2	A	Texas Tech		3	12				
				138	A	James Madi son		10	2	2	A	Texas Tech		3	22				
				113	A	Rhode Isl and		15	8	91	A	Boston Coll ege		7	4				

Non-Div. I Games:

Northeastern

Average RPI Win:		125	WON-LOST RECORD		WINNING PCT. RANK	LAST 10 GAMES		STRENGTH OF SCHEDULE	OPP. STRENGTH OF SCHEDULE	TEAM RPI	ADJ RPI	CONF. RPI	ADJ CONF. RPI				
Average RPI Loss:		48															
DIV. I ONLY			16-6-0		.72727	27	8-2-0	106	13	14	.59383	14	13				
DIV. I NON-CONF.			16-6-0		.72727	38	8-2-0	99	13	16	.59383	16	12				
TOTALS		RPI 1-25		RPI 26-50		W-L RECORDS		RPI 51-100		RPI 101-150		RPI 150+					
16-6-0		2-3-0		2-1-0		OVERALL		4-0-0		1-2-0		7-0-0					
5-1-0		1-1-0		0-0-0		HOME		1-0-0		0-0-0		3-0-0					
10-3-0		0-0-0		2-1-0		AWAY		3-0-0		1-2-0		4-0-0					
1-2-0		1-2-0		0-0-0		NEUTRAL		0-0-0		0-0-0		0-0-0					
16-6-0		2-3-0		2-1-0		NON-CONFERENCE		4-0-0		1-2-0		7-0-0					
5-1-0		1-1-0		0-0-0		HOME		1-0-0		0-0-0		3-0-0					
10-3-0		0-0-0		2-0-		AWAY		3-0-0		1-2-0		4-0-0					
1-2-0		1-2-0		0-0-0		NEUTRAL		0-0-0		0-0-0		0-0-0					
0-0-0		0-0-0		0-0-0		CONFERENCE		0-0-0		0-0-0		0-0-0					
0-0-0		0-0-0		0-0-0		HOME		0-0-0		0-0-0		0-0-0					
0-0-0		0-0-0		0-0-0		AWAY		0-0-0		0-0-0		0-0-0					
0-0-0		0-0-0		0-0-0		NEUTRAL		0-0-0		0-0-0		0-0-0					
RPI	S	Opponent		Score		RPI	S	Opponent		Score		RPI	S	Opponent		Score	
6	H	Wichita St.		3	1	50	A	Minnesota		7	3	66	A	Kansas St.		13	3
6	H	Wichita St.		4	7	50	A	Minnesota		1	15	72	A	Illinois St.		5	1
13	N	Northeastern		7	12	50	A	Minnesota		7	3	72	A	Illinois St.		7	5
13	N	Northeastern		15	7							73	H	Nebraska		3	1
13	N	Northeastern		3	8												
														</			

Non-Div. I Games:

Creighton

Average RPI Win:		148	WON-LOST RECORD		WINNING PCT. RANK		LAST 10 GAMES		STRENGTH OF SCHEDULE		OPP. STRENGTH OF SCHEDULE		TEAM RPI		ADJ RPI		CONF. RPI		ADJ CONF. RPI					
DIV. I ONLY			20-8-0		.71429		30		6-4-0		60		75		15		.59295		15		12		12	
DIV. I NON-CONF.			14-5-0		.73684		33		1-1-0		60		35		8		.60407		8		13		13	
TOTALS		RPI 1-25		RPI 26-50		W-L RECORDS		RPI 51-100		RPI 101-150		RPI 150+												
20-8-0		1-4-0		4-2-0		OVERALL		2-0-0		0-1-0		13-1-0												
13-2-0		0-0-0		4-2-0		HOME		1-0-0		0-0-0		8-0-0												
7-6-0		1-4-0		0-0-0		AWAY		1-0-0		0-1-0		5-1-0												
0-0-0		0-0-0		0-0-0		NEUTRAL		0-0-0		0-0-0		0-0-0												
14-5-0		1-4-0		3-0-0		NON-CONFERENCE		2-0-0		0-1-0		8-0-0												
12-0-0		0-0-0		3-0-0		HOME		1-0-0		0-0-0		8-0-0												
2-5-0		1-4-0		0-0-		AWAY		1-0-0		0-1-0		0-0-0												
0-0-0		0-0-0		0-0-0		NEUTRAL		0-0-0		0-0-0		0-0-0												
6-3-0		0-0-0		1-2-0		CONFERENCE		0-0-0		0-0-0		5-1-0												
1-2-0		0-0-0		1-2-0		HOME		0-0-0		0-0-0		0-0-0												
5-1-0		0-0-0		0-0-0		AWAY		0-0-0		0-0-0		5-1-0												
0-0-0		0-0-0		0-0-0		NEUTRAL		0-0-0		0-0-0		0-0-0												
RPI	S	Opponent		Score		RPI	S	Opponent		Score		RPI	S	Opponent		Score								
3	A	Florida		1	6	40	H	Southern Miss.		2	5	76	A	Mi ami (FL)		11	9							
22	A	Oregon		4	10	40	H	Southern Miss.		6	5	76	H	Mi ami (FL)		5	4							
22	A	Oregon		0	4	40	H	Southern Miss.		3	14			Bethune-Cookman		6	7							
22	A	Oregon		1	2	46	H	Seton Hall I		11	3			North Florida		14	1							
22	A	Oregon		5	0	46	H	Seton Hall I		4	2			George Washington		3	2							
						46	H	Seton Hall I		10	0			George Washington		3	0							
														George Washington		6	1							
														Marshall I		17	3							
														Marshall I		3	2							
														Marshall I		8	6							
														Old Domi ni on		12	7							
														Old Domi ni on		10	5							
														Old Domi ni on		1	2							
														Del aware		7	2							
														Del aware		2	1							
														Del aware		6	3							
LAST 10 GAMES																								
203 A Marshall I						17	3	40 H Southern Mi ss.						2	5									
203 A Marshall I						8	6	40 H Southern Mi ss.						6	5									
203 A Marshall I						3	2	76 A Mi ami (FL)						11	9									
116 A Bethune-Cookman						6	7	212 A Ol d Domi ni on						1	2									
40 H Southern Mi ss.						3	14	212 A Ol d Domi ni on						12	7									

**Non-Div. I Games:**

Fl a. Atl anti c

[illegible]

**Non-Div. I Games:**

Texas A&M



Indiana

I  
n  
d  
i  
a  
n  
a

I ndi ana

Average RPI Win:		113	WON-LOST RECORD		WINNING PCT. RANK		LAST 10 GAMES		STRENGTH OF SCHEDULE		OPP. STRENGTH OF SCHEDULE		TEAM RPI		ADJ RPI		CONF. RPI		ADJ CONF. RPI					
DIV. I ONLY			23-5-0		.82143		6		8-2-0		120		10		18		.59173		18		3		3	
DIV. I NON-CONF.			14-2-0		.875		10		1-0-0		195		65		31		.57056		31		3		3	
TOTALS		RPI 1-25		RPI 26-50		W-L RECORDS		RPI 51-100		RPI 101-150		RPI 150+												
23-5-0		3-0-0		4-2-0		OVERALL		3-1-0		6-2-0		7-0-0												
17-4-0		0-0-0		4-2-0		HOME		3-1-0		4-1-0		6-0-0												
6-1-0		3-0-0		0-0-0		AWAY		0-0-0		2-1-0		1-0-0												
0-0-0		0-0-0		0-0-0		NEUTRAL		0-0-0		0-0-0		0-0-0												
14-2-0		0-0-0		2-1-0		NON-CONFERENCE		1-0-0		4-1-0		7-0-0												
13-2-0		0-0-0		2-1-0		HOME		1-0-0		4-1-0		6-0-0												
1-0-0		0-0-0		0-0-		AWAY		0-0-0		0-0-0		1-0-0												
0-0-0		0-0-0		0-0-0		NEUTRAL		0-0-0		0-0-0		0-0-0												
9-3-0		3-0-0		2-1-0		CONFERENCE		2-1-0		2-1-0		0-0-0												
4-2-0		0-0-0		2-1-0		HOME		2-1-0		0-0-0		0-0-0												
5-1-0		3-0-0		0-0-0		AWAY		0-0-0		2-1-0		0-0-0												
0-0-0		0-0-0		0-0-0		NEUTRAL		0-0-0		0-0-0		0-0-0												
RPI	S	Opponent		Score		RPI	S	Opponent		Score		RPI	S	Opponent		Score								
4	A	Clemson		4 0		36	H	Georgi a Tech		5 2		102	A	Virgini a Tech		14 2								
4	A	Clemson		5 4		36	H	Georgi a Tech		4 13		102	A	Virgini a Tech		1 0								
4	A	Clemson		6 1		36	H	Georgi a Tech		9 6		102	A	Virgini a Tech		2 10								
						46	H	Seton Hall I		3 1		99	H	Air Force		15 5								
						46	H	Seton Hall I		8 4														
						46	H	Seton Hall I		6 8														
						LAST 10 GAMES																		
						102 A Vi rgi ni a Tech						36 H Georgi a Tech						5 2						
						102 A Vi rgi ni a Tech						36 H Georgi a Tech						4 13						
						102 A Vi rgi ni a Tech						4 A Cl emson						5 4						
						210 H George Mason						4 A Cl emson						6 1						
						36 H Georgi a Tech						4 A Cl emson						4 0						

Non-Div. I Games:

NC State

Average RPI Win:		99	WON-LOST		WINNING		LAST 10		STRENGTH OF		OPP. STRENGTH		TEAM		ADJ		CONF.		ADJ CONF.		
Average RPI Loss:		76	RECORD		PCT. RANK		GAMES		SCHEDULE		OF SCHEDULE		RPI		RPI		RPI		RPI		
DIV. I ONLY			21-9-0		.7		34		8-2-0		16		63		19		.58939		19		
DIV. I NON-CONF.			13-8-0		.61905		83		1-1-0		14		59		41		.56256		41		
TOTALS		RPI 1-25		RPI 26-50		W-L RECORDS		RPI 51-100		RPI 101-150		RPI 150+									
21-9-0		2-2-0		3-2-0		OVERALL		3-2-0		11-1-0		2-2-0									
15-7-0		2-2-0		2-1-0		HOME		3-2-0		6-0-0		2-2-0									
6-2-0		0-0-0		1-1-0		AWAY		0-0-0		5-1-0		0-0-0									
0-0-0		0-0-0		0-0-0		NEUTRAL		0-0-0		0-0-0		0-0-0									
13-8-0		2-2-0		3-2-0		NON-CONFERENCE		3-2-0		3-0-0		2-2-0									
12-7-0		2-2-0		2-1-0		HOME		3-2-0		3-0-0		2-2-0									
1-1-0		0-0-0		1-0-		AWAY		0-0-0		0-0-0		0-0-0									
0-0-0		0-0-0		0-0-0		NEUTRAL		0-0-0		0-0-0		0-0-0									
8-1-0		0-0-0		0-0-0		CONFERENCE		0-0-0		8-1-0		0-0-0									
3-0-0		0-0-0		0-0-0		HOME		0-0-0		3-0-0		0-0-0									
5-1-0		0-0-0		0-0-0		AWAY		0-0-0		5-1-0		0-0-0									
0-0-0		0-0-0		0-0-0		NEUTRAL		0-0-0		0-0-0		0-0-0									
RPI	S	Opponent		Score		RPI	S	Opponent		Score		RPI	S	Opponent		Score					
4	H	Clemson		9	5	30	A	Col. of Charleston		13	0	56	H	Ohio St.		10	8				
17	H	Indiana		5	6	30	A	Col. of Charleston		4	11	56	H	Ohio St.		5	7				
24	H	UConn		10	12	47	H	Oklahoma		4	3	66	H	Kansas St.		4	3				
25	H	West Virginia		5	2	49	H	Illinois		6	7	84	H	Maryland		6	7				
						49	H	Illinois		6	4	87	H	UNCW		10	5				
						LAST 10 GAMES															
						105 A Ga. Southern						4	5	119 H Texas St.						7	3
						105 A Ga. Southern						15	2	119 H Texas St.						8	0
						105 A Ga. Southern						7	3	4 H Clemson						9	5
						30 A Col. of Charleston						4	11	131 A Arkansas St.						8	3
						119 H Texas St.						11	3	131 A Arkansas St.						26	14

**Non-Div. I Games:**

Coastal Caro.

Average RPI Win:		135	WON-LOST		WINNING		LAST 10		STRENGTH OF		OPP. STRENGTH		TEAM	ADJ		CONF.	ADJ CONF.	
Average RPI Loss:		51	RECORD		PCT. RANK		GAMES		SCHEDULE		OF SCHEDULE		RPI	RPI		RPI	RPI	
DIV. I ONLY			19-9-0		.67857		42		5-5-0		43		40		20		.58717	
DIV. I NON-CONF.			16-3-0		.84211		14		2-0-0		126		106		21		.58416	
TOTALS		RPI 1-25		RPI 26-50		W-L RECORDS		RPI 51-100		RPI 101-150		RPI 150+						
19-9-0		4-5-0		1-0-0		OVERALL		2-3-0		2-0-0		10-1-0						
10-4-0		4-2-0		0-0-0		HOME		0-1-0		0-0-0		6-1-0						
5-5-0		0-3-0		0-0-0		AWAY		2-2-0		1-0-0		2-0-0						
4-0-0		0-0-0		1-0-0		NEUTRAL		0-0-0		1-0-0		2-0-0						
16-3-0		2-1-0		1-0-0		NON-CONFERENCE		1-1-0		2-0-0		10-1-0						
8-3-0		2-1-0		0-0-0		HOME		0-1-0		0-0-0		6-1-0						
4-0-0		0-0-0		0-0-		AWAY		1-0-0		1-0-0		2-0-0						
4-0-0		0-0-0		1-0-0		NEUTRAL		0-0-0		1-0-0		2-0-0						
3-6-0		2-4-0		0-0-0		CONFERENCE		1-2-0		0-0-0		0-0-0						
2-1-0		2-1-0		0-0-0		HOME		0-0-0		0-0-0		0-0-0						
1-5-0		0-3-0		0-0-0		AWAY		1-2-0		0-0-0		0-0-0						
0-0-0		0-0-0		0-0-0		NEUTRAL		0-0-0		0-0-0		0-0-0						
RPI	S	Opponent		Score		RPI	S	Opponent		Score		RPI	S	Opponent		Score		
2	H	Texas Tech		3	5	44	N	Sam Houston St.		7	2	51	A	Al abama		2	4	
2	H	Texas Tech		10	7							51	A	Al abama		2	4	
2	H	Texas Tech		11	6							51	A	Al abama		5	2	
9	H	Auburn		13	3							78	A	Xavi er		20	4	
9	H	Auburn		5	4							78	H	Xavi er		2	3	
9	H	Auburn		3	4													
11	A	Arkansas		9	16													
11	A	Arkansas		4	9													
11	A	Arkansas		2	14													
						LAST 10 GAMES												
						51	A	Al abama		5	2	9	H	Auburn		13	3	
						51	A	Al abama		2	4	9	H	Auburn		5	4	
						51	A	Al abama		2	4	78	A	Xavi er		20	4	
						196	H	Mi ami (OH)		13	7	11	A	Arkansas		9	16	
						9	H	Auburn		3	4	11	A	Arkansas		2	14	

Non-Div. I Games:

Kentucky

Average RPI Win:		118	WON-LOST		WINNING		LAST 10		STRENGTH OF		OPP. STRENGTH		TEAM	ADJ		CONF.	ADJ CONF.	
Average RPI Loss:		70	RECORD		PCT. RANK		GAMES		SCHEDULE		OF SCHEDULE		RPI	RPI		RPI	RPI	
DIV. I ONLY			22-7-0		.75862		16		5-5-0		107		26		21		.58698	
DIV. I NON-CONF.			15-2-0		.88235		7		2-0-0		183		16		13		.59572	
TOTALS		RPI 1-25		RPI 26-50		W-L RECORDS		RPI 51-100		RPI 101-150		RPI 150+						
22-7-0		1-0-0		6-5-0		OVERALL		3-1-0		5-0-0		7-1-0						
15-3-0		1-0-0		5-3-0		HOME		0-0-0		4-0-0		5-0-0						
7-4-0		0-0-0		1-2-0		AWAY		3-1-0		1-0-0		2-1-0						
0-0-0		0-0-0		0-0-0		NEUTRAL		0-0-0		0-0-0		0-0-0						
15-2-0		1-0-0		4-1-0		NON-CONFERENCE		1-0-0		2-0-0		7-1-0						
11-1-0		1-0-0		4-1-0		HOME		0-0-0		1-0-0		5-0-0						
4-1-0		0-0-0		0-0-		AWAY		1-0-0		1-0-0		2-1-0						
0-0-0		0-0-0		0-0-0		NEUTRAL		0-0-0		0-0-0		0-0-0						
7-5-0		0-0-0		2-4-0		CONFERENCE		2-1-0		3-0-0		0-0-0						
4-2-0		0-0-0		1-2-0		HOME		0-0-0		3-0-0		0-0-0						
3-3-0		0-0-0		1-2-0		AWAY		2-1-0		0-0-0		0-0-0						
0-0-0		0-0-0		0-0-0		NEUTRAL		0-0-0		0-0-0		0-0-0						
RPI	S	Opponent		Score		RPI	S	Opponent		Score		RPI	S	Opponent		Score		
22	H	Oregon		9 3		27	A	Nevada		7 8		99	A	Air Force		11 6		
						27	A	Nevada		4 5		99	A	Air Force		19 15		
						27	A	Nevada		7 3		99	A	Air Force		12 15		
						34	H	Iowa		4 0		100	A	Arizona St.		10 3		
						34	H	Iowa		11 2								
						34	H	Iowa		13 3								
						37	H	Indiana St.		5 4								
						37	H	Indiana St.		2 4								
						45	H	San Diego St.		7 22								
						45	H	San Diego St.		8 17								
						45	H	San Diego St.		4 3								
						LAST 10 GAMES												
						27	A	Nevada		7 3		45	H	San Diego St.		8 17		
						27	A	Nevada		7 8		45	H	San Diego St.		4 3		
						27	A	Nevada		4 5		100	A	Arizona St.		10 3		
						199	A	Utah		3 0		99	A	Air Force		12 15		
						45	H	San Diego St.		7 22		99	A	Air Force		19 15		

Non-Div. I Games:

UNLV

Average RPI Win:		88	WON-LOST		WINNING		LAST 10		STRENGTH OF		OPP. STRENGTH		TEAM	ADJ		CONF.	ADJ CONF.	
Average RPI Loss:		69	RECORD		PCT. RANK		GAMES		SCHEDULE		OF SCHEDULE		RPI	RPI		RPI	RPI	
DIV. I ONLY			16-11-0		.59259		90		4-6-0		11		23		22		.5863	
DIV. I NON-CONF.			13-5-0		.72222		39		1-1-0		29		53		14		.59552	
TOTALS		RPI 1-25		RPI 26-50		W-L RECORDS		RPI 51-100		RPI 101-150		RPI 150+						
16-11-0		4-4-0		1-0-0		OVERALL		4-5-0		3-1-0		4-1-0						
10-4-0		3-1-0		0-0-0		HOME		3-2-0		0-0-0		4-1-0						
4-7-0		1-3-0		0-0-0		AWAY		1-3-0		2-1-0		0-0-0						
2-0-0		0-0-0		1-0-0		NEUTRAL		0-0-0		1-0-0		0-0-0						
13-5-0		3-2-0		1-0-0		NON-CONFERENCE		2-1-0		3-1-0		4-1-0						
8-3-0		3-1-0		0-0-0		HOME		1-1-0		0-0-0		4-1-0						
3-2-0		0-1-0		0-0-		AWAY		1-0-0		2-1-0		0-0-0						
2-0-0		0-0-0		1-0-0		NEUTRAL		0-0-0		1-0-0		0-0-0						
3-6-0		1-2-0		0-0-0		CONFERENCE		2-4-0		0-0-0		0-0-0						
2-1-0		0-0-0		0-0-0		HOME		2-1-0		0-0-0		0-0-0						
1-5-0		1-2-0		0-0-0		AWAY		0-3-0		0-0-0		0-0-0						
0-0-0		0-0-0		0-0-0		NEUTRAL		0-0-0		0-0-0		0-0-0						
RPI	S	Opponent		Score		RPI	S	Opponent		Score		RPI	S	Opponent		Score		
1	A	Stanford		10 1		37	N	Indiana St.		8 5		60	H	Cal i forn i a		8 5		
1	A	Stanford		1 5								60	H	Cal i forn i a		3 5		
1	A	Stanford		0 4								60	H	Cal i forn i a		7 2		
15	H	Fla. Atlantic		10 4								82	H	Gonzaga		6 3		
15	H	Fla. Atlantic		0 5								85	A	San Franci sco		5 2		
15	H	Fla. Atlantic		2 1								85	H	San Franci sco		1 5		
15	H	Fla. Atlantic		4 0								100	A	Ari zona St.		1 6		
21	A	UNLV		3 9								100	A	Ari zona St.		4 18		
												100	A	Ari zona St.		4 7		
						</												

Non-Div. I Games:

Oregon

Average RPI Win: 125		WON-LOST	WINNING	LAST 10	STRENGTH OF		OPP. STRENGTH	TEAM	ADJ	CONF.	ADJ CONF.			
Average RPI Loss: 147		RECORD	PCT. RANK	GAMES	SCHEDULE		OF SCHEDULE	RPI	RPI	RPI	RPI			
DIV. I ONLY		22-4-0	.84615	3	7-3-0		186	16	23	.58347	23	4	4	
DIV. I NON-CONF.		16-1-0	.94118	2	1-0-0		202	37	10	.60072	10	4	4	
-----														
TOTALS		RPI 1-25		RPI 26-50		W-L RECORDS		RPI 51-100		RPI 101-150		RPI 150+		
22-4-0		0-0-0		1-0-0		OVERALL		10-1-0		4-1-0		7-2-0		
10-2-0		0-0-0		1-0-0		HOME		2-1-0		2-1-0		5-0-0		
4-2-0		0-0-0		0-0-0		AWAY		3-0-0		0-0-0		1-2-0		
8-0-0		0-0-0		0-0-0		NEUTRAL		5-0-0		2-0-0		1-0-0		
16-1-0		0-0-0		1-0-0		NON-CONFERENCE		5-0-0		4-1-0		6-0-0		
8-1-0		0-0-0		1-0-0		HOME		0-0-0		2-1-0		5-0-0		
0-0-0		0-0-0		0-0-		AWAY		0-0-0		0-0-0		0-0-0		
8-0-0		0-0-0		0-0-0		NEUTRAL		5-0-0		2-0-0		1-0-0		
6-3-0		0-0-0		0-0-0		CONFERENCE		5-1-0		0-0-0		1-2-0		
2-1-0		0-0-0		0-0-0		HOME		2-1-0		0-0-0		0-0-0		
4-2-0		0-0-0		0-0-0		AWAY		3-0-0		0-0-0		1-2-0		
0-0-0		0-0-0		0-0-0		NEUTRAL		0-0-0		0-0-0		0-0-0		
RPI	S	Opponent	Score		RPI	S	Opponent	Score		RPI	S	Opponent	Score	
					27	H	Nevada	3	2	56	N	Ohio St.	6	1
										56	N	Ohio St.	10	8
										60	A	Cal i forn i a	4	3
										60	A	Cal i forn i a	6	4
										60	A	Cal i forn i a	10	4
										71	H	Washi ngton	4	8
										71	H	Washi ngton	16	1
										71	H	Washi ngton	5	2
										73	N	Nebraska	10	3
										73	N	Nebraska	9	1
										82	N	Gonzaga	4	3
LAST 10 GAMES														
					27	H	Nevada	3	2	71	H	Washi ngton	5	2
					199	A	Utah	8	11	71	H	Washi ngton	16	1
					199	A	Utah	9	5	60	A	Cal i forn i a	6	4
					199	A	Utah	7	8	60	A	Cal i forn i a	10	4
					71	H	Washi ngton	4	8	60	A	Cal i forn i a	4	3

Non-Div. I Games:

Oregon St.

UConn

Average RPI Win: 137		WON-LOST	WINNING	LAST 10	STRENGTH OF		OPP. STRENGTH	TEAM	ADJ	CONF.	ADJ CONF.
Average RPI Loss: 132		RECORD	PCT. RANK	GAMES	SCHEDULE		OF SCHEDULE	RPI	RPI	RPI	RPI
DIV. I ONLY		15-9-0	.625	61	7-2-0		83	127	24	.58306	24
DIV. I NON-CONF.		14-7-0	.66667	59	6-0-0		122	149	25	.57911	25
TOTALS		RPI 1-25	RPI 26-50		W-L RECORDS		RPI 51-100		RPI 101-150		RPI 150+
15-9-0		1-0-0	1-0-0		OVERALL		5-3-0		2-2-0		6-4-0
2-0-0		0-0-0	0-0-0		HOME		0-0-0		0-0-0		2-0-0
13-9-0		1-0-0	1-0-0		AWAY		5-3-0		2-2-0		4-4-0
0-0-0		0-0-0	0-0-0		NEUTRAL		0-0-0		0-0-0		0-0-0
14-7-0		1-0-0	1-0-0		NON-CONFERENCE		4-1-0		2-2-0		6-4-0
2-0-0		0-0-0	0-0-0		HOME		0-0-0		0-0-0		2-0-0
12-7-0		1-0-0	1-0-		AWAY		4-1-0		2-2-0		4-4-0
0-0-0		0-0-0	0-0-0		NEUTRAL		0-0-0		0-0-0		0-0-0
1-2-0		0-0-0	0-0-0		CONFERENCE		1-2-0		0-0-0		0-0-0
0-0-0		0-0-0	0-0-0		HOME		0-0-0		0-0-0		0-0-0
1-2-0		0-0-0	0-0-0		AWAY		1-2-0		0-0-0		0-0-0
0-0-0		0-0-0	0-0-0		NEUTRAL		0-0-0		0-0-0		0-0-0
RPI S	Opponent	Score	RPI S	Opponent	Score	RPI S	Opponent	Score	RPI S	Opponent	Score
19 A	Coastal Caro.	12 10	36 A	Georgi a Tech	9 7	54 A	South Fla.	6 4	121 A	Kennesaw St.	3 7
						54 A	South Fla.	4 8	127 A	Southeastern La.	2 6
						54 A	South Fla.	2 3	127 A	Southeastern La.	7 6
						67 A	St. John's (NY)	1 0	127 A	Southeastern La.	6 4
						67 A	St. John's (NY)	4 14	152 A	North Florida	5 6
						67 A	St. John's (NY)	3 1	152 A	North Florida	5 4
						69 A	Georgia St.	10 1	152 A	North Florida	2 4
						91 A	Boston College	4 0	229 A	The Citadel	2 4
									229 A	The Citadel	17 3
									229 A	The Citadel	2 4
									250 A	Hartford	1 0
									250 H	Hartford	9 1
									256 A	Central Conn. St.	7 3
									256 H	Central Conn. St.	6 1
LAST 10 GAMES						54 A	South Fla.	4 8			
						54 A	South Fla.	6 4			
						256 A	Central Conn. St.	7 3			
						67 A	St. John's (NY)	3 1			
						67 A	St. John's (NY)	1 0			
						250 A	Hartford	1 0			
						256 H	Central Conn. St.	6 1			
						250 H	Hartford	9 1			
						91 A	Boston College	4 0			
						54 A	South Fla.	2 3			

Non-Div. I Games:

UConn



Average RPI Win:		142	WON-LOST RECORD		WINNING PCT. RANK		LAST 10 GAMES		STRENGTH OF SCHEDULE		OPP. STRENGTH OF SCHEDULE		TEAM RPI		ADJ RPI		CONF. RPI		ADJ CONF. RPI					
DIV. I ONLY			10-14-0		.41667		198		3-7-0		1		198		25		.58076		25		2		2	
DIV. I NON-CONF.			9-9-0		.5		141		2-2-0		6		264		23		.58111		23		2		2	
TOTALS		RPI 1-25		RPI 26-50		W-L RECORDS		RPI 51-100		RPI 101-150		RPI 150+												
10-14-0		1-3-0		1-5-0		OVERALL		1-2-0		2-3-0		5-1-0												
2-1-0		0-0-0		0-0-0		HOME		0-0-0		2-1-0		0-0-0												
7-11-0		1-3-0		0-5-0		AWAY		1-2-0		0-0-0		5-1-0												
1-2-0		0-0-0		1-0-0		NEUTRAL		0-0-0		0-2-0		0-0-0												
9-9-0		0-1-0		1-2-0		NON-CONFERENCE		1-2-0		2-3-0		5-1-0												
2-1-0		0-0-0		0-0-0		HOME		0-0-0		2-1-0		0-0-0												
6-6-0		0-1-0		0-0-		AWAY		1-2-0		0-0-0		5-1-0												
1-2-0		0-0-0		1-0-0		NEUTRAL		0-0-0		0-2-0		0-0-0												
1-5-0		1-2-0		0-3-0		CONFERENCE		0-0-0		0-0-0		0-0-0												
0-0-0		0-0-0		0-0-0		HOME		0-0-0		0-0-0		0-0-0												
1-5-0		1-2-0		0-3-0		AWAY		0-0-0		0-0-0		0-0-0												
0-0-0		0-0-0		0-0-0		NEUTRAL		0-0-0		0-0-0		0-0-0												
RPI	S	Opponent		Score		RPI	S	Opponent		Score		RPI	S	Opponent		Score								
2	A	Texas Tech		1 0		42	A	Tennessee Tech		1 9		55	A	Jacksonville		5 4								
2	A	Texas Tech		5 8		42	A	Tennessee Tech		0 8		55	A	Jacksonville		1 2								
2	A	Texas Tech		1 4		47	A	Oklahoma		1 2		55	A	Jacksonville		4 7								
19	A	Coastal Caro.		2 5		47	A	Oklahoma		6 19														
						47	A	Oklahoma		2 10														
						49	N	Illinois		10 8														
						LAST 10 GAMES																		
						2	A	Texas Tech		5 8		47	A	Oklahoma		6 19								
						2	A	Texas Tech		1 4		149	H	Canisius		3 4								
						2	A	Texas Tech		1 0		149	H	Canisius		2 0								
						47	A	Oklahoma		1 2		149	H	Canisius		10 9								
						47	A	Oklahoma		2 10		42	A	Tennessee Tech		1 9								

Non-Div. I Games:

West Virginia

Average RPI Win: 147		WON-LOST RECORD		WINNING PCT. RANK		LAST 10 GAMES		STRENGTH OF SCHEDULE		OPP. STRENGTH OF SCHEDULE		TEAM RPI		ADJ RPI		CONF. RPI		ADJ CONF. RPI					
DIV. I ONLY		21-7-0		.75 19		7-3-0		137		25		26		.57998 26		1		1					
DIV. I NON-CONF.		16-3-0		.84211 14		2-0-0		242		50		37		.56588 37		1		1					
TOTALS		RPI 1-25		RPI 26-50		W-L RECORDS		RPI 51-100		RPI 101-150		RPI 150+											
21-7-0		5-3-0		0-0-0		OVERALL		4-3-0		4-1-0		8-0-0											
13-1-0		1-0-0		0-0-0		HOME		2-1-0		2-0-0		8-0-0											
6-4-0		2-1-0		0-0-0		AWAY		2-2-0		2-1-0		0-0-0											
2-2-0		2-2-0		0-0-0		NEUTRAL		0-0-0		0-0-0		0-0-0											
16-3-0		3-2-0		0-0-0		NON-CONFERENCE		1-0-0		4-1-0		8-0-0											
11-0-0		1-0-0		0-0-0		HOME		0-0-0		2-0-0		8-0-0											
3-1-0		0-0-0		0-0-		AWAY		1-0-0		2-1-0		0-0-0											
2-2-0		2-2-0		0-0-0		NEUTRAL		0-0-0		0-0-0		0-0-0											
5-4-0		2-1-0		0-0-0		CONFERENCE		3-3-0		0-0-0		0-0-0											
2-1-0		0-0-0		0-0-0		HOME		2-1-0		0-0-0		0-0-0											
3-3-0		2-1-0		0-0-0		AWAY		1-2-0		0-0-0		0-0-0											
0-0-0		0-0-0		0-0-0		NEUTRAL		0-0-0		0-0-0		0-0-0											
RPI	S	Opponent		Score		RPI	S	Opponent		Score		RPI	S	Opponent		Score							
6	H	Wichita St.		9	4							76	A	Miami (FL)		9	0	131	H	Arkansas St.		11	1
9	A	Auburn		2	1							81	A	LSU		12	6	131	H	Arkansas St.		14	9
9	A	Auburn		2	5							81	A	LSU		2	4	140	A	FIU		3	1
9	A	Auburn		5	0							81	A	LSU		5	7	140	A	FIU		22	1
13	N	Northeastern		20	1							94	H	Mississippi St.		4	1	140	A	FIU		5	11
13	N	Northeastern		8	10							94	H	Mississippi St.		1	3	255	H	UMBC		7	1
13	N	Northeastern		5	2							94	H	Mississippi St.		5	4	255	H	UMBC		6	5
13	N	Northeastern		2	4													255	H	UMBC		5	0
												273	H	La Salle		8	5	273	H	La Salle		7	1
												273	H	La Salle		7	1	273	H	La Salle		7	0
												286	H	Alabama A&M		7	3	286	H	Alabama A&M		14	0
												286	H	Alabama A&M		14	0						
						LAST 10 GAMES																	
						9	A	Auburn		5	0	94	H	Mississippi St.		4	1						
						9	A	Auburn		2	1	131	H	Arkansas St.		14	9						
						9	A	Auburn		2	5	131	H	Arkansas St.		11	1						
						94	H	Mississippi St.		5	4	81	A	LSU		5	7						
						94	H	Mississippi St.		1	3	81	A	LSU		12	6						

Non-Div. I Games:

Missouri

Average RPI Win: 135		WON-LOST RECORD		WINNING PCT. RANK		LAST 10 GAMES		STRENGTH OF SCHEDULE		OPP. STRENGTH OF SCHEDULE		TEAM RPI		ADJ RPI		CONF. RPI		ADJ CONF. RPI	
DIV. I ONLY		15-10-0		.6 80		6-4-0		35		168		27		.57583 27		7		7	
DIV. I NON-CONF.		6-7-0		.46154 167		2-2-0		48		213		76		.54131 76		9		9	
TOTALS		RPI 1-25		RPI 26-50		W-L RECORDS		RPI 51-100		RPI 101-150		RPI 150+							
15-10-0		2-2-0		0-0-0		OVERALL		1-0-0		7-6-0		5-2-0							
7-2-0		2-1-0		0-0-0		HOME		0-0-0		0-0-0		5-1-0							
8-8-0		0-1-0		0-0-0		AWAY		1-0-0		7-6-0		0-1-0							
0-0-0		0-0-0		0-0-0		NEUTRAL		0-0-0		0-0-0		0-0-0							
6-7-0		0-1-0		0-0-0		NON-CONFERENCE		1-0-0		3-4-0		2-2-0							
2-1-0		0-0-0		0-0-0		HOME		0-0-0		0-0-0		2-1-0							
4-6-0		0-1-0		0-0-		AWAY		1-0-0		3-4-0		0-1-0							
0-0-0		0-0-0		0-0-0		NEUTRAL		0-0-0		0-0-0		0-0-0							
9-3-0		2-1-0		0-0-0		CONFERENCE		0-0-0		4-2-0		3-0-0							
5-1-0		2-1-0		0-0-0		HOME		0-0-0		0-0-0		3-0-0							
4-2-0		0-0-0		0-0-0		AWAY		0-0-0		4-2-0		0-0-0							
0-0-0		0-0-0		0-0-0		NEUTRAL		0-0-0		0-0-0		0-0-0							
RPI	S	Opponent		Score		RPI	S	Opponent		Score		RPI	S	Opponent		Score			
21	H	UNLV		5 4								108	A	UC Irvine		0 4			
21	H	UNLV		8 7								108	A	UC Irvine		3 4			
21	H	UNLV		3 7								108	A	UC Irvine		8 1			
23	A	Oregon St.		2 3								117	A	Cal St. Fullerton		2 0			
												125	A	New Mexico		13 8			
												125	A	New Mexico		5 8			
												125	A	New Mexico		9 5			
												146	A	Fresno St.		4 5			
												146	A	Fresno St.		18 12			
												146	A	Fresno St.		5 1			
												147	A	Paci fic		9 10			
												148	A	Oral Roberts		2 3			
												148	A	Oral Roberts		3 0			
												176	A	Santa Clara		4 6			
												176	H	Santa Clara		5 3			
												190	H	UC Ri versi de		3 0			
												190	H	UC Ri versi de		2 9			
												205	H	San Jose St.		10 9			
												205	H	San Jose St.		11 4			
												205	H	San Jose St.		14 4			
LAST 10 GAMES																			
						23	A	Oregon St.		2 3		146	A	Fresno St.		18 12			
						21	H	UNLV		3 7		146	A	Fresno St.		4 5			
						21	H	UNLV		8 7		146	A	Fresno St.		5 1			
						21	H	UNLV		5 4		85	A	San Franci sco		6 3			
						176	H	Santa Clara		5 3		190	H	UC Ri versi de		2 9			

Non-Div. I Games:

Nevada

Average RPI Win:	136	WON-LOST RECORD	WINNING PCT. RANK	LAST 10 GAMES	STRENGTH OF SCHEDULE	OPP. STRENGTH OF SCHEDULE	TEAM RPI	ADJ RPI	CONF. RPI	ADJ CONF. RPI						
DIV. I ONLY		19-7-0	.73077	25	8-2-0	123	87	28	.57537	28	8	8				
DIV. I NON-CONF.		17-6-0	.73913	30	6-1-0	167	97	42	.56119	42	7	7				
<hr/>																
TOTALS	RPI 1-25	RPI 26-50		W-L RECORDS		RPI 51-100		RPI 101-150		RPI 150+						
19-7-0	1-0-0	4-3-0		OVERALL		1-0-0		8-2-0		5-2-0						
8-2-0	0-0-0	0-1-0		HOME		0-0-0		6-1-0		2-0-0						
6-4-0	1-0-0	2-2-0		AWAY		1-0-0		1-1-0		1-1-0						
5-1-0	0-0-0	2-0-0		NEUTRAL		0-0-0		1-0-0		2-1-0						
17-6-0	1-0-0	2-2-0		NON-CONFERENCE		1-0-0		8-2-0		5-2-0						
8-2-0	0-0-0	0-1-0		HOME		0-0-0		6-1-0		2-0-0						
4-3-0	1-0-0	0-0-		AWAY		1-0-0		1-1-0		1-1-0						
5-1-0	0-0-0	2-0-0		NEUTRAL		0-0-0		1-0-0		2-1-0						
2-1-0	0-0-0	2-1-0		CONFERENCE		0-0-0		0-0-0		0-0-0						
0-0-0	0-0-0	0-0-0		HOME		0-0-0		0-0-0		0-0-0						
2-1-0	0-0-0	2-1-0		AWAY		0-0-0		0-0-0		0-0-0						
0-0-0	0-0-0	0-0-0		NEUTRAL		0-0-0		0-0-0		0-0-0						
<hr/>																
RPI	S	Opponent	Score		RPI	S	Opponent	Score		RPI	S	Opponent	Score			
10	A	East Carolina	7	4	34	N	Iowa	8	3	95	A	Kansas	12	2		
					37	A	Indiana St.	4	3			104	A	Central Ark.	5	2
					37	A	Indiana St.	4	6			104	A	Central Ark.	0	1
					37	A	Indiana St.	5	4			131	H	Arkansas St.	5	4
					46	N	Seton Hall	14	2			131	H	Arkansas St.	1	4
					48	A	Oklahoma St.	2	4			131	H	Arkansas St.	12	4
					48	H	Oklahoma St.	8	10			135	N	Pepperdine	8	7
												144	H	CSUN	5	0
												144	H	CSUN	8	2
												144	H	CSUN	3	2
												148	H	Oral Roberts	6	5
												219	N	Saint Joseph's	3	6
												242	A	Lamar University	11	2
												242	A	Lamar University	0	8
												244	H	Murray St.	5	4
												251	N	Texas Southern	8	2
												251	N	Texas Southern	6	5
												265	H	Southeast Mo. St.	10	5
					LAST 10 GAMES											
					37	A	Indiana St.	4	6	144	H	CSUN	5	0		
					37	A	Indiana St.	4	3	144	H	CSUN	3	2		
					37	A	Indiana St.	5	4	244	H	Murray St.	5	4		
					95	A	Kansas	12	2	265	H	Southeast Mo. St.	10	5		
					144	H	CSUN	8	2	48	A	Oklahoma St.	2	4		

Non-Div. I Games:

Missouri St.

Average RPI Win:		113	WON-LOST RECORD		WINNING PCT. RANK		LAST 10 GAMES		STRENGTH OF SCHEDULE		OPP. STRENGTH OF SCHEDULE		TEAM RPI		ADJ RPI		CONF. RPI		ADJ CONF. RPI					
DIV. I ONLY			17-11-0		.60714		74		4-6-0		14		105		29		.57437		29		1		1	
DIV. I NON-CONF.			12-7-0		.63158		79		0-2-0		45		178		63		.55018		63		1		1	
TOTALS		RPI 1-25		RPI 26-50		W-L RECORDS		RPI 51-100		RPI 101-150		RPI 150+												
17-11-0		0-3-0		3-2-0		OVERALL		8-1-0		3-2-0		3-3-0												
11-3-0		0-0-0		3-1-0		HOME		3-1-0		3-0-0		2-1-0												
4-4-0		0-3-0		0-0-0		AWAY		4-0-0		0-1-0		0-0-0												
2-4-0		0-0-0		0-1-0		NEUTRAL		1-0-0		0-1-0		1-2-0												
12-7-0		0-0-0		3-2-0		NON-CONFERENCE		3-0-0		3-2-0		3-3-0												
9-2-0		0-0-0		3-1-0		HOME		1-0-0		3-0-0		2-1-0												
1-1-0		0-0-0		0-0-		AWAY		1-0-0		0-1-0		0-0-0												
2-4-0		0-0-0		0-1-0		NEUTRAL		1-0-0		0-1-0		1-2-0												
5-4-0		0-3-0		0-0-0		CONFERENCE		5-1-0		0-0-0		0-0-0												
2-1-0		0-0-0		0-0-0		HOME		2-1-0		0-0-0		0-0-0												
3-3-0		0-3-0		0-0-0		AWAY		3-0-0		0-0-0		0-0-0												
0-0-0		0-0-0		0-0-0		NEUTRAL		0-0-0		0-0-0		0-0-0												
RPI	S	Opponent		Score		RPI	S	Opponent		Score		RPI	S	Opponent		Score		RPI	S	Opponent		Score		
3	A	Florida		4 8		37	H	Indiana St.		8 5		57	A	UCLA		6 3		107	N	Louisiana		0 3		
3	A	Florida		2 8		39	H	Duke		4 5		75	H	Austin Peay		19 6		123	A	Long Beach St.		3 4		
3	A	Florida		2 10		39	H	Duke		9 1		81	H	LSU		2 6		137	H	UMass Lowell		15 0		
						39	H	Duke		9 1		81	H	LSU		4 2		137	H	UMass Lowell		15 2		
						44	N	Sam Houston St.		6 7		81	H	LSU		1 0		137	H	UMass Lowell		9 2		
												86	N	TCU		7 4		161	H	Eastern Ky.		5 6		
												94	A	Mississippi St.		4 3		175	N	Houston		9 4		
												94	A	Mississippi St.		5 0		181	N	Lipscomb		1 5		
												94	A	Mississippi St.		10 1		260	N	Belmont		5 8		
																		280	H	Presbyteri an		15 2		
																		280	H	Presbyteri an		7 1		
						LAST 10 GAMES																		
						3	A	Florida		2 8		81	H	LSU		2 6								
						3	A	Florida		2 10		81	H	LSU		4 2								
						3	A	Florida		4 8		260	N	Belmont		5 8								
						181	N	Lipscomb		1 5		94	A	Mississippi St.		4 3								
						81	H	LSU		1 0		94	A	Mississippi St.		10 1								

Non-Div. I Games:

Vanderbilt

Average RPI Win:		153	WON-LOST RECORD		WINNING PCT. RANK		LAST 10 GAMES		STRENGTH OF SCHEDULE		OPP. STRENGTH OF SCHEDULE		TEAM RPI		ADJ RPI		CONF. RPI		ADJ CONF. RPI					
DIV. I ONLY			21-8-0		.72414		28		7-3-0		62		164		30		.57392		30		15		15	
DIV. I NON-CONF.			17-6-0		.73913		30		3-1-0		33		193		22		.58119		22		16		16	
TOTALS		RPI 1-25		RPI 26-50		W-L RECORDS		RPI 51-100		RPI 101-150		RPI 150+												
21-8-0		4-2-0		0-0-0		OVERALL		2-1-0		2-0-0		13-5-0												
17-4-0		4-1-0		0-0-0		HOME		0-0-0		1-0-0		12-3-0												
4-4-0		0-1-0		0-0-0		AWAY		2-1-0		1-0-0		1-2-0												
0-0-0		0-0-0		0-0-0		NEUTRAL		0-0-0		0-0-0		0-0-0												
17-6-0		4-2-0		0-0-0		NON-CONFERENCE		2-1-0		2-0-0		9-3-0												
14-4-0		4-1-0		0-0-0		HOME		0-0-0		1-0-0		9-3-0												
3-2-0		0-1-0		0-0-		AWAY		2-1-0		1-0-0		0-0-0												
0-0-0		0-0-0		0-0-0		NEUTRAL		0-0-0		0-0-0		0-0-0												
4-2-0		0-0-0		0-0-0		CONFERENCE		0-0-0		0-0-0		4-2-0												
3-0-0		0-0-0		0-0-0		HOME		0-0-0		0-0-0		3-0-0												
1-2-0		0-0-0		0-0-0		AWAY		0-0-0		0-0-0		1-2-0												
0-0-0		0-0-0		0-0-0		NEUTRAL		0-0-0		0-0-0		0-0-0												
RPI	S	Opponent		Score		RPI	S	Opponent		Score		RPI	S	Opponent		Score								
8	H	Georgi a		6 0								105	H	Ga. Southern		3 0								
8	H	Georgi a		6 4								143	A	Furman		15 6								
8	H	Georgi a		5 2								162	A	El on		5 7								
10	A	East Caroli na		2 5								162	A	El on		3 9								
19	H	Coastal Caro.		11 4								162	A	El on		5 3								
19	H	Coastal Caro.		0 13								171	H	William & Mary		8 7								
												171	H	William & Mary		7 2								
												171	H	William & Mary		5 1								
												173	H	Qui nni pi ac		5 6								
												173	H	Qui nni pi ac		1 2								
												208	H	CSU Bakersfi el d		10 1								
												208	H	CSU Bakersfi el d		13 1								
												208	H	CSU Bakersfi el d		7 3								
												230	H	LIU Brookl yn		7 0								
												230	H	LIU Brookl yn		11 4								
												230	H	LIU Brookl yn		2 7								
												230	H	LIU Brookl yn		8 2								
												265	H	Southeast Mo. St.		5 4								
												265	H	Southeast Mo. St.		6 0								
												265	H	Southeast Mo. St.		6 3								
LAST 10 GAMES																								
162 A El on						5 3						171 H William & Mary						8 7						
162 A El on						5 7						171 H William & Mary						5 1						
162 A El on						3 9						143 A Furman						15 6						
19 H Coastal Caro.						11 4						66 A Kansas St.						3 7						
171 H William & Mary						7 2						66 A Kansas St.						6 0						

**Non-Div. I Games:**

Col. of Charleston

Mercer

Average RPI Win:	134	WON-LOST RECORD	WINNING PCT. RANK	LAST 10 GAMES	STRENGTH OF SCHEDULE	OPP. STRENGTH OF SCHEDULE	TEAM RPI	ADJ RPI	CONF. RPI	ADJ CONF. RPI	
Average RPI Loss:	118										
DIV. I ONLY	23-6-0	.7931	11	9-1-0	147	59	31	.57277	31	14	14
DIV. I NON-CONF.	18-5-0	.78261	26	4-0-0	232	22	68	.5466	68	15	15
<hr/>											
TOTALS	RPI 1-25	RPI 26-50		W-L RECORDS		RPI 51-100		RPI 101-150		RPI 150+	
23-6-0	0-0-0	1-0-0		OVERALL		6-3-0		7-2-0		9-1-0	
16-4-0	0-0-0	0-0-0		HOME		2-1-0		6-2-0		8-1-0	
7-2-0	0-0-0	1-0-0		AWAY		4-2-0		1-0-0		1-0-0	
0-0-0	0-0-0	0-0-0		NEUTRAL		0-0-0		0-0-0		0-0-0	
18-5-0	0-0-0	1-0-0		NON-CONFERENCE		3-3-0		5-1-0		9-1-0	
14-3-0	0-0-0	0-0-0		HOME		2-1-0		4-1-0		8-1-0	
4-2-0	0-0-0	1-0-		AWAY		1-2-0		1-0-0		1-0-0	
0-0-0	0-0-0	0-0-0		NEUTRAL		0-0-0		0-0-0		0-0-0	
5-1-0	0-0-0	0-0-0		CONFERENCE		3-0-0		2-1-0		0-0-0	
2-1-0	0-0-0	0-0-0		HOME		0-0-0		2-1-0		0-0-0	
3-0-0	0-0-0	0-0-0		AWAY		3-0-0		0-0-0		0-0-0	
0-0-0	0-0-0	0-0-0		NEUTRAL		0-0-0		0-0-0		0-0-0	
RPI	S	Opponent	Score	RPI	S	Opponent	Score	RPI	S	Opponent	Score
				36	A	Georgi a Tech	6 2	66	A	Kansas St.	11 4
								66	A	Kansas St.	6 13
								66	A	Kansas St.	3 12
								79	H	Hol y Cross	33 6
								79	H	Hol y Cross	3 7
								79	H	Hol y Cross	12 4
								83	A	ETSU	10 4
								83	A	ETSU	8 4
								83	A	ETSU	5 3
								105	H	Ga. Southern	11 8
								116	H	Bethune-Cookman	13 7
								116	H	Bethune-Cookman	6 5
								116	H	Bethune-Cookman	6 8
								121	A	Kennesaw St.	4 0
								121	H	Kennesaw St.	7 5
								139	H	Wofford	10 14
								139	H	Wofford	3 2
								139	H	Wofford	7 5
								153	H	UNC Asheville	9 2
								153	H	UNC Asheville	5 4
								153	H	UNC Asheville	15 4
								161	H	Eastern Ky.	14 9
								161	H	Eastern Ky.	5 4
								161	H	Eastern Ky.	10 3
								243	A	Flori da A&M	13 4
								243	H	Flori da A&M	7 15
								243	H	Flori da A&M	11 10
								290	H	Savannah St.	10 1
<hr/>											
				LAST 10 GAMES							
				83	A	ETSU	8 4	139	H	Wofford	3 2
				83	A	ETSU	5 3	139	H	Wofford	7 5
				83	A	ETSU	10 4	36	A	Georgi a Tech	6 2
				243	A	Fl ori da A&M	13 4	161	H	Eastern Ky.	5 4
				139	H	Wofford	10 14	161	H	Eastern Ky.	10 3

Non-Div. I Games:

Mercer

Stetson

Average RPI Win: 120		WON-LOST RECORD		WINNING PCT. RANK		LAST 10 GAMES		STRENGTH OF SCHEDULE		OPP. STRENGTH OF SCHEDULE		TEAM RPI		ADJ RPI		CONF. RPI		ADJ CONF. RPI	
DIV. I ONLY		23-5-0		.82143 6		7-3-0		158		46		32		.57276 32		11		11	
DIV. I NON-CONF.		23-5-0		.82143 17		7-3-0		171		44		28		.57276 28		11		11	
TOTALS		RPI 1-25		RPI 26-50		W-L RECORDS		RPI 51-100		RPI 101-150		RPI 150+							
23-5-0		0-0-0		0-0-0		OVERALL		5-2-0		15-2-0		3-1-0							
21-3-0		0-0-0		0-0-0		HOME		3-0-0		15-2-0		3-1-0							
2-2-0		0-0-0		0-0-0		AWAY		2-2-0		0-0-0		0-0-0							
0-0-0		0-0-0		0-0-0		NEUTRAL		0-0-0		0-0-0		0-0-0							
23-5-0		0-0-0		0-0-0		NON-CONFERENCE		5-2-0		15-2-0		3-1-0							
21-3-0		0-0-0		0-0-0		HOME		3-0-0		15-2-0		3-1-0							
2-2-0		0-0-0		0-0-		AWAY		2-2-0		0-0-0		0-0-0							
0-0-0		0-0-0		0-0-0		NEUTRAL		0-0-0		0-0-0		0-0-0							
0-0-0		0-0-0		0-0-0		CONFERENCE		0-0-0		0-0-0		0-0-0							
0-0-0		0-0-0		0-0-0		HOME		0-0-0		0-0-0		0-0-0							
0-0-0		0-0-0		0-0-0		AWAY		0-0-0		0-0-0		0-0-0							
0-0-0		0-0-0		0-0-0		NEUTRAL		0-0-0		0-0-0		0-0-0							
RPI	S	Opponent		Score		RPI	S	Opponent		Score		RPI	S	Opponent		Score			
								54	A	South Fla.	5	3	102	H	Virginia Tech	2	1		
								58	H	Wagner	10	0	112	H	Manhattan	6	5		
								68	H	UCF	1	0	112	H	Manhattan	5	0		
								84	A	Maryl and	12	3	112	H	Manhattan	6	2		
								84	A	Maryl and	1	6	113	H	Rhode Isl and	17	6		
								84	A	Maryl and	0	2	113	H	Rhode Isl and	5	6		
								88	H	Purdue	11	6	113	H	Rhode Isl and	3	2		
													113	H	Rhode Isl and	10	1		
													116	H	Bethune-Cookman	2	0		
													116	H	Bethune-Cookman	7	4		
													116	H	Bethune-Cookman	8	2		
													124	H	Army West Point	6	0		
													124	H	Army West Point	4	8		
													140	H	FIU	5	3		
													141	H	Richmond	5	1		
													141	H	Richmond	7	0		
													141	H	Richmond	5	2		
													179	H	George Washington	8	4		
													179	H	George Washington	3	0		
													179	H	George Washington	0	9		
													240	H	Central Mich.	5	3		
LAST 10 GAMES																			
								116	H	Bethune-Cookman	7	4	84	A	Maryl and	1	6		
								116	H	Bethune-Cookman	2	0	84	A	Maryl and	12	3		
								116	H	Bethune-Cookman	8	2	140	H	FIU	5	3		
								54	A	South Fla.	5	3	113	H	Rhode Isl and	17	6		
								84	A	Maryl and	0	2	113	H	Rhode Isl and	5	6		

Non-Div. I Games:

Stetson



Average RPI Win:		155	WON-LOST RECORD		WINNING PCT. RANK		LAST 10 GAMES		STRENGTH OF SCHEDULE		OPP. STRENGTH OF SCHEDULE		TEAM RPI		ADJ RPI		CONF. RPI		ADJ CONF. RPI	
DIV. I ONLY			19-8-0		.7037 31		4-5-0		96		17		33		.57232 33		3		3	
DIV. I NON-CONF.			14-1-0		.93333 3		1-0-0		249		131		29		.57207 29		3		3	
TOTALS		RPI 1-25		RPI 26-50		W-L RECORDS		RPI 51-100		RPI 101-150		RPI 150+								
19-8-0		5-6-0		0-0-0		OVERALL		1-0-0		2-2-0		11-0-0								
13-4-0		4-4-0		0-0-0		HOME		1-0-0		0-0-0		8-0-0								
4-4-0		1-2-0		0-0-0		AWAY		0-0-0		1-2-0		2-0-0								
2-0-0		0-0-0		0-0-0		NEUTRAL		0-0-0		1-0-0		1-0-0								
14-1-0		1-1-0		0-0-0		NON-CONFERENCE		1-0-0		1-0-0		11-0-0								
10-1-0		1-1-0		0-0-0		HOME		1-0-0		0-0-0		8-0-0								
2-0-0		0-0-0		0-0-		AWAY		0-0-0		0-0-0		2-0-0								
2-0-0		0-0-0		0-0-0		NEUTRAL		0-0-0		1-0-0		1-0-0								
5-7-0		4-5-0		0-0-0		CONFERENCE		0-0-0		1-2-0		0-0-0								
3-3-0		3-3-0		0-0-0		HOME		0-0-0		0-0-0		0-0-0								
2-4-0		1-2-0		0-0-0		AWAY		0-0-0		1-2-0		0-0-0								
0-0-0		0-0-0		0-0-0		NEUTRAL		0-0-0		0-0-0		0-0-0								
RPI	S	Opponent		Score		RPI	S	Opponent		Score		RPI	S	Opponent		Score				
2	H	Texas Tech		7	4			78	H	Xavier		6	4	129	A	Wake Forest		3	6	
2	H	Texas Tech		4	8			129	A	Wake Forest		11	6							
4	H	Clemson		1	3			129	A	Wake Forest		1	2							
4	H	Clemson		3	4			141	N	Richmond		4	3							
4	H	Clemson		5	1			158	H	Morehead St.		16	10							
7	A	Florida St.		6	1			161	H	Eastern Ky.		4	2							
7	A	Florida St.		4	9			210	N	George Mason		15	8							
7	A	Florida St.		7	8			226	A	Western Ky.		8	5							
12	H	North Carolina		5	4			229	A	The Citadel		8	3							
12	H	North Carolina		6	4			259	H	Western Caro.		3	2							
12	H	North Carolina		3	10			259	H	Western Caro.		16	4							
								259	H	Western Caro.		8	7							
								268	H	Youngstown St.		12	2							
								268	H	Youngstown St.		8	1							
								268	H	Youngstown St.		11	0							
LAST 10 GAMES																				
						7	A	Florida St.		6	1	4	H	Clemson		1	3			
						7	A	Florida St.		7	8	226	A	Western Ky.		8	5			
						7	A	Florida St.		4	9	129	A	Wake Forest		3	6			
						4	H	Clemson		3	4	129	A	Wake Forest		11	6			
						4	H	Clemson		5	1	129	A	Wake Forest		1	2			

Non-Div. I Games:

Louisville

Average RPI Win: 141		WON-LOST	WINNING	LAST 10	STRENGTH OF		OPP. STRENGTH	TEAM	ADJ		CONF.	ADJ CONF.				
Average RPI Loss: 67		RECORD	PCT. RANK	GAMES	SCHEDULE		OF SCHEDULE	RPI	RPI		RPI	RPI				
DIV. I ONLY		14-9-0	.6087	72	6-3-0		54	83	34	.56944	34	9				
DIV. I NON-CONF.		11-7-0	.61111	84	3-1-0		156	66	77	.541	77	8				
TOTALS		RPI 1-25	RPI 26-50		W-L RECORDS		RPI 51-100		RPI 101-150		RPI 150+					
14-9-0		1-4-0	2-2-0		OVERALL		1-1-0		3-0-0		7-2-0					
5-2-0		1-1-0	0-0-0		HOME		1-1-0		0-0-0		3-0-0					
5-5-0		0-3-0	2-1-0		AWAY		0-0-0		1-0-0		2-1-0					
4-2-0		0-0-0	0-1-0		NEUTRAL		0-0-0		2-0-0		2-1-0					
11-7-0		0-3-0	0-1-0		NON-CONFERENCE		1-1-0		3-0-0		7-2-0					
4-1-0		0-0-0	0-0-0		HOME		1-1-0		0-0-0		3-0-0					
3-4-0		0-3-0	0-0-		AWAY		0-0-0		1-0-0		2-1-0					
4-2-0		0-0-0	0-1-0		NEUTRAL		0-0-0		2-0-0		2-1-0					
3-2-0		1-1-0	2-1-0		CONFERENCE		0-0-0		0-0-0		0-0-0					
1-1-0		1-1-0	0-0-0		HOME		0-0-0		0-0-0		0-0-0					
2-1-0		0-0-0	2-1-0		AWAY		0-0-0		0-0-0		0-0-0					
0-0-0		0-0-0	0-0-0		NEUTRAL		0-0-0		0-0-0		0-0-0					
RPI	S	Opponent	Score		RPI	S	Opponent	Score		RPI	S	Opponent	Score			
17	H	Indiana	2	4	28	N	Missouri St.	3	8	70	H	Bradley	13	9		
17	H	Indiana	5	1	49	A	Illinois	12	13	97	H	Saint Louis	6	7		
21	A	UNLV	2	11	49	A	Illinois	4	2			102	N	Virginia Tech	2	1
21	A	UNLV	0	4	49	A	Illinois	8	5			133	N	Tol edo	4	3
21	A	UNLV	3	13								136	A	New Orle ans	8	2
												157	A	UAB	11	3
												157	A	UAB	0	4
												157	A	UAB	4	1
												193	N	Ba ll St.	6	14
												206	N	Oakl and	8	6
												212	N	Ol d Domi ni on	4	1
												227	H	Evansville	8	3
												227	H	Evansville	10	3
												227	H	Evansville	4	3
LAST 10 GAMES																
					49	A	Illinois	4	2	17	H	Indiana	2	4		
					49	A	Illinois	12	13	97	H	Saint Louis	6	7		
					49	A	Illinois	8	5	227	H	Evansville	4	3		
					70	H	Bradley	13	9	227	H	Evansville	10	3		
					17	H	Indiana	5	1	227	H	Evansville	8	3		

Non-Div. I Games: Loras 6 4 Cornell College 15 1

Iowa

Average RPI Win:		170	WON-LOST RECORD		WINNING PCT. RANK		LAST 10 GAMES		STRENGTH OF SCHEDULE		OPP. STRENGTH OF SCHEDULE		TEAM RPI		ADJ RPI		CONF. RPI		ADJ CONF. RPI					
DIV. I ONLY			22-5-0		.81481		8		9-1-0		178		81		35		.56828		35		11		11	
DIV. I NON-CONF.			22-5-0		.81481		20		9-1-0		194		75		33		.56828		33		11		11	
TOTALS		RPI 1-25		RPI 26-50		W-L RECORDS		RPI 51-100		RPI 101-150		RPI 150+												
22-5-0		0-0-0		0-0-0		OVERALL		3-2-0		4-3-0		15-0-0												
14-3-0		0-0-0		0-0-0		HOME		3-1-0		1-2-0		10-0-0												
8-2-0		0-0-0		0-0-0		AWAY		0-1-0		3-1-0		5-0-0												
0-0-0		0-0-0		0-0-0		NEUTRAL		0-0-0		0-0-0		0-0-0												
22-5-0		0-0-0		0-0-0		NON-CONFERENCE		3-2-0		4-3-0		15-0-0												
14-3-0		0-0-0		0-0-0		HOME		3-1-0		1-2-0		10-0-0												
8-2-0		0-0-0		0-0-		AWAY		0-1-0		3-1-0		5-0-0												
0-0-0		0-0-0		0-0-0		NEUTRAL		0-0-0		0-0-0		0-0-0												
0-0-0		0-0-0		0-0-0		CONFERENCE		0-0-0		0-0-0		0-0-0												
0-0-0		0-0-0		0-0-0		HOME		0-0-0		0-0-0		0-0-0												
0-0-0		0-0-0		0-0-0		AWAY		0-0-0		0-0-0		0-0-0												
0-0-0		0-0-0		0-0-0		NEUTRAL		0-0-0		0-0-0		0-0-0												
RPI	S	Opponent		Score		RPI	S	Opponent		Score		RPI	S	Opponent		Score								
						54	A	South Fla.		3	10	111	H	Rutgers		3	6							
						76	H	Mi ami (FL)		1	0	111	H	Rutgers		9	8							
						83	H	ETSU		6	1	111	H	Rutgers		9	13							
						83	H	ETSU		8	10	116	A	Bethune-Cookman		10	4							
						83	H	ETSU		11	2	116	A	Bethune-Cookman		8	1							
						116	A	Bethune-Cookman		1	3													
						140	A	FIU		13	6													
						151	H	Eastern Mich.		12	3													
						151	H	Eastern Mich.		12	11													
						151	H	Eastern Mich.		6	5													
						151	H	Eastern Mich.		8	7													
						159	A	Jackson St.		9	4													
						159	A	Jackson St.		9	4													
						159	A	Jackson St.		6	3													
						227	H	Evansville		10	0													
227	H	Evansville		4	2																			
227	H	Evansville		7	3																			
243	A	Flori da A&M		15	7																			
243	A	Flori da A&M		13	12																			
255	H	UMBC		5	0																			
255	H	UMBC		14	3																			
255	H	UMBC		6	3																			
LAST 10 GAMES																								
159	A	Jackson St.		9	4	255	H	UMBC		14	3													
159	A	Jackson St.		9	4	255	H	UMBC		5	0													
159	A	Jackson St.		6	3	140	A	FIU		13	6													
76	H	Mi ami (FL)		1	0	111	H	Rutgers		9	8													
255	H	UMBC		6	3	111	H	Rutgers		3	6													

**Non-Div. I Games:**

FGCU

Average RPI Win: 140		WON-LOST	WINNING	LAST 10	STRENGTH OF		OPP. STRENGTH	TEAM	ADJ		CONF.	ADJ CONF.		
Average RPI Loss: 48		RECORD	PCT. RANK	GAMES	SCHEDULE		OF SCHEDULE	RPI	RPI		RPI	RPI		
DIV. I ONLY		17-11-0	.60714	74	7-3-0		15	91	36	.56827	36	3		
DIV. I NON-CONF.		11-5-0	.6875	52	2-1-0		43	241	54	.55336	54	3		
TOTALS		RPI 1-25	RPI 26-50		W-L RECORDS		RPI 51-100		RPI 101-150		RPI 150+			
17-11-0		2-7-0	1-1-0		OVERALL		4-1-0		4-1-0		6-1-0			
14-5-0		1-1-0	1-1-0		HOME		3-1-0		3-1-0		6-1-0			
3-6-0		1-6-0	0-0-0		AWAY		1-0-0		1-0-0		0-0-0			
0-0-0		0-0-0	0-0-0		NEUTRAL		0-0-0		0-0-0		0-0-0			
11-5-0		1-2-0	1-1-0		NON-CONFERENCE		1-1-0		2-0-0		6-1-0			
9-4-0		1-1-0	1-1-0		HOME		0-1-0		1-0-0		6-1-0			
2-1-0		0-1-0	0-0-		AWAY		1-0-0		1-0-0		0-0-0			
0-0-0		0-0-0	0-0-0		NEUTRAL		0-0-0		0-0-0		0-0-0			
6-6-0		1-5-0	0-0-0		CONFERENCE		3-0-0		2-1-0		0-0-0			
5-1-0		0-0-0	0-0-0		HOME		3-0-0		2-1-0		0-0-0			
1-5-0		1-5-0	0-0-0		AWAY		0-0-0		0-0-0		0-0-0			
0-0-0		0-0-0	0-0-0		NEUTRAL		0-0-0		0-0-0		0-0-0			
RPI	S	Opponent	Score		RPI	S	Opponent	Score		RPI	S	Opponent	Score	
4	A	Clemson	3	7	31	H	Mercer	2	6	69	A	Georgia St.	12	6
4	A	Clemson	2	3	50	H	Minnesota	3	2	70	H	Bradley	7	10
4	A	Clemson	2	13						76	H	Miami (FL)	13	4
9	A	Auburn	7	12						76	H	Miami (FL)	4	1
9	H	Auburn	6	4						76	H	Miami (FL)	6	1
18	A	NC State	6	9										
18	A	NC State	13	4										
18	A	NC State	2	5										
24	H	UConn	7	9										
					LAST 10 GAMES									
					76	H	Miami (FL)	4	1	18	A	NC State	2	5
					76	H	Miami (FL)	13	4	18	A	NC State	13	4
					76	H	Miami (FL)	6	1	31	H	Mercer	2	6
					105	H	Ga. Southern	3	1	9	H	Auburn	6	4
					18	A	NC State	6	9	102	H	Virginia Tech	10	6

Non-Div. I Games:

Georgia Tech

Average RPI Win:		163	WON-LOST RECORD		WINNING PCT. RANK		LAST 10 GAMES		STRENGTH OF SCHEDULE		OPP. STRENGTH OF SCHEDULE		TEAM RPI		ADJ RPI		CONF. RPI		ADJ CONF. RPI	
Average RPI Loss:		37																		
DIV. I ONLY			15-8-0		.65217		49		7-3-0		86		103		37		.56801		37	
DIV. I NON-CONF.			14-6-0		.7		48		6-1-0		137		102		30		.57149		30	
TOTALS		RPI 1-25		RPI 26-50		W-L RECORDS		RPI 51-100		RPI 101-150		RPI 150+								
15-8-0		1-3-0		1-3-0		OVERALL		3-2-0		1-0-0		9-0-0								
5-3-0		0-1-0		1-2-0		HOME		2-0-0		0-0-0		2-0-0								
9-4-0		1-1-0		0-1-0		AWAY		1-2-0		0-0-0		7-0-0								
1-1-0		0-1-0		0-0-0		NEUTRAL		0-0-0		1-0-0		0-0-0								
14-6-0		1-3-0		0-1-0		NON-CONFERENCE		3-2-0		1-0-0		9-0-0								
4-1-0		0-1-0		0-0-0		HOME		2-0-0		0-0-0		2-0-0								
9-4-0		1-1-0		0-0-		AWAY		1-2-0		0-0-0		7-0-0								
1-1-0		0-1-0		0-0-0		NEUTRAL		0-0-0		1-0-0		0-0-0								
1-2-0		0-0-0		1-2-0		CONFERENCE		0-0-0		0-0-0		0-0-0								
1-2-0		0-0-0		1-2-0		HOME		0-0-0		0-0-0		0-0-0								
0-0-0		0-0-0		0-0-0		AWAY		0-0-0		0-0-0		0-0-0								
0-0-0		0-0-0		0-0-0		NEUTRAL		0-0-0		0-0-0		0-0-0								
RPI	S	Opponent		Score		RPI	S	Opponent		Score		RPI	S	Opponent		Score				
17	H	Indiana		3	5	28	H	Missouri St.		3	4	75	A	Austin Peay		8	15			
21	A	UNLV		4	5	28	H	Missouri St.		6	4	75	A	Austin Peay		7	8			
21	A	UNLV		4	2	28	H	Missouri St.		4	5	75	A	Austin Peay		11	5			
22	N	Oregon		5	8	29	A	Vanderbilt		5	8	78	H	Xavier		6	4			
												78	H	Xavier		4	3			
LAST 10 GAMES																				
						28	H	Missouri St.		6	4	78	H	Xavier		6	4			
						28	H	Missouri St.		4	5	183	A	Eastern Ill.		10	8			
						28	H	Missouri St.		3	4	229	A	The Citadel		5	2			
						17	H	Indiana		3	5	229	A	The Citadel		7	3			
						78	H	Xavier		4	3	229	A	The Citadel		10	3			

Non-Div. I Games:

Indiana St.

Average RPI Win: 150		WON-LOST RECORD		WINNING PCT. RANK		LAST 10 GAMES		STRENGTH OF SCHEDULE		OPP. STRENGTH OF SCHEDULE		TEAM RPI		ADJ RPI		CONF. RPI		ADJ CONF. RPI	
DIV. I ONLY		19-9-0		.67857		42		7-3-0		74		54		38		.56777		38	
DIV. I NON-CONF.		14-5-0		.73684		33		2-0-0		46		117		17		.59368		17	
TOTALS		RPI 1-25		RPI 26-50		W-L RECORDS		RPI 51-100		RPI 101-150		RPI 150+							
19-9-0		0-4-0		3-3-0		OVERALL		2-1-0		4-1-0		10-0-0							
15-4-0		0-0-0		3-3-0		HOME		2-1-0		1-0-0		9-0-0							
4-5-0		0-4-0		0-0-0		AWAY		0-0-0		3-1-0		1-0-0							
0-0-0		0-0-0		0-0-0		NEUTRAL		0-0-0		0-0-0		0-0-0							
14-5-0		0-4-0		2-1-0		NON-CONFERENCE		0-0-0		2-0-0		10-0-0							
12-1-0		0-0-0		2-1-0		HOME		0-0-0		1-0-0		9-0-0							
2-4-0		0-4-0		0-0-		AWAY		0-0-0		1-0-0		1-0-0							
0-0-0		0-0-0		0-0-0		NEUTRAL		0-0-0		0-0-0		0-0-0							
5-4-0		0-0-0		1-2-0		CONFERENCE		2-1-0		2-1-0		0-0-0							
3-3-0		0-0-0		1-2-0		HOME		2-1-0		0-0-0		0-0-0							
2-1-0		0-0-0		0-0-0		AWAY		0-0-0		2-1-0		0-0-0							
0-0-0		0-0-0		0-0-0		NEUTRAL		0-0-0		0-0-0		0-0-0							
RPI	S	Opponent		Score		RPI	S	Opponent		Score		RPI	S	Opponent		Score			
7	A	Florida St.		3	7	41	H	Little Rock		2	0	69	H	Georgi a St.		14	4		
7	A	Florida St.		4	9	41	H	Little Rock		1	3	69	H	Georgi a St.		8	3		
7	A	Florida St.		5	6	41	H	Little Rock		1	3	69	H	Georgi a St.		2	5		
9	A	Auburn		5	6	42	H	Tennessee Tech		6	10								
						42	H	Tennessee Tech		10	7								
						42	H	Tennessee Tech		13	12								
						LAST 10 GAMES													
						69	H	Georgi a St.		8	3	107	A	Loui si ana		8	5		
						69	H	Georgi a St.		2	5	107	A	Loui si ana		6	2		
						69	H	Georgi a St.		14	4	145	H	Samford		14	2		
						258	H	Al abama St.		14	1	41	H	Li ttle Rock		1	3		
						107	A	Loui si ana		3	4	41	H	Li ttle Rock		2	0		

Non-Div. I Games:

Troy

Average RPI Win:	165	WON-LOST RECORD	WINNING PCT. RANK	LAST 10 GAMES	STRENGTH OF SCHEDULE	OPP. STRENGTH OF SCHEDULE	TEAM RPI	ADJ RPI	CONF. RPI	ADJ CONF. RPI			
DIV. I ONLY		24-5-0	.82759	5	8-2-0	200	65	39	.56615	39	3	3	
DIV. I NON-CONF.		15-2-0	.88235	7	3-0-0	260	127	40	.56295	40	3	3	
<hr/>													
TOTALS	RPI 1-25	RPI 26-50		W-L RECORDS		RPI 51-100		RPI 101-150		RPI 150+			
24-5-0	0-0-0	1-2-0		OVERALL		7-2-0		2-1-0		14-0-0			
19-2-0	0-0-0	0-0-0		HOME		5-1-0		2-1-0		12-0-0			
5-3-0	0-0-0	1-2-0		AWAY		2-1-0		0-0-0		2-0-0			
0-0-0	0-0-0	0-0-0		NEUTRAL		0-0-0		0-0-0		0-0-0			
15-2-0	0-0-0	1-2-0		NON-CONFERENCE		0-0-0		0-0-0		14-0-0			
12-0-0	0-0-0	0-0-0		HOME		0-0-0		0-0-0		12-0-0			
3-2-0	0-0-0	1-0-		AWAY		0-0-0		0-0-0		2-0-0			
0-0-0	0-0-0	0-0-0		NEUTRAL		0-0-0		0-0-0		0-0-0			
9-3-0	0-0-0	0-0-0		CONFERENCE		7-2-0		2-1-0		0-0-0			
7-2-0	0-0-0	0-0-0		HOME		5-1-0		2-1-0		0-0-0			
2-1-0	0-0-0	0-0-0		AWAY		2-1-0		0-0-0		0-0-0			
0-0-0	0-0-0	0-0-0		NEUTRAL		0-0-0		0-0-0		0-0-0			
RPI	S	Opponent	Score	RPI	S	Opponent	Score	RPI	S	Opponent	Score		
				29	A	Vanderbi l t	1 9	74	A	Pi ttsburgh	7 8		
				29	A	Vanderbi l t	1 9	74	A	Pi ttsburgh	6 5		
				29	A	Vanderbi l t	5 4	74	A	Pi ttsburgh	12 6		
								76	H	Mi ami (FL)	2 8		
								76	H	Mi ami (FL)	4 1		
								76	H	Mi ami (FL)	4 3		
								98	H	Notre Dame	5 4		
								98	H	Notre Dame	16 4		
								98	H	Notre Dame	6 3		
										128	H	Vi rgi ni a	3 2
										128	H	Vi rgi ni a	0 3
										128	H	Vi rgi ni a	6 3
										164	A	N. C. Central	5 3
										164	H	N. C. Central	8 2
										185	A	Campbel l	4 0
										192	H	Cornel l	7 2
										192	H	Cornel l	8 3
										192	H	Cornel l	7 2
										223	H	Bucknel l	13 5
										223	H	Bucknel l	6 4
										223	H	Bucknel l	7 0
										235	H	Yal e	3 2
										235	H	Yal e	10 2
										271	H	Longwood	9 3
										280	H	Presbyteri an	8 0
										296	H	UMES	9 5
LAST 10 GAMES													
				98	H	Notre Dame	16 4	74	A	Pi ttsburgh	7 8		
				98	H	Notre Dame	6 3	74	A	Pi ttsburgh	12 6		
				98	H	Notre Dame	5 4	296	H	UMES	9 5		
				280	H	Presbyteri an	8 0	185	A	Campbel l	4 0		
				74	A	Pi ttsburgh	6 5	76	H	Mi ami (FL)	2 8		

Non-Div. I Games:

Duke

Average RPI Win:		132	WON-LOST RECORD		WINNING PCT. RANK		LAST 10 GAMES		STRENGTH OF SCHEDULE		OPP. STRENGTH OF SCHEDULE		TEAM RPI		ADJ RPI		CONF. RPI		ADJ CONF. RPI					
DIV. I ONLY			19-7-0		.73077		25		7-3-0		151		22		40		.56611		40		12		12	
DIV. I NON-CONF.			13-5-0		.72222		39		1-1-0		222		34		73		.54281		73		13		13	
TOTALS		RPI 1-25		RPI 26-50				W-L RECORDS				RPI 51-100				RPI 101-150				RPI 150+				
19-7-0		2-2-0		0-0-0				OVERALL				5-3-0				7-1-0				5-1-0				
13-2-0		0-0-0		0-0-0				HOME				5-0-0				5-1-0				3-1-0				
4-4-0		2-2-0		0-0-0				AWAY				0-2-0				2-0-0				0-0-0				
2-1-0		0-0-0		0-0-0				NEUTRAL				0-1-0				0-0-0				2-0-0				
13-5-0		0-1-0		0-0-0				NON-CONFERENCE				3-3-0				5-0-0				5-1-0				
9-1-0		0-0-0		0-0-0				HOME				3-0-0				3-0-0				3-1-0				
2-3-0		0-1-0		0-0-				AWAY				0-2-0				2-0-0				0-0-0				
2-1-0		0-0-0		0-0-0				NEUTRAL				0-1-0				0-0-0				2-0-0				
6-2-0		2-1-0		0-0-0				CONFERENCE				2-0-0				2-1-0				0-0-0				
4-1-0		0-0-0		0-0-0				HOME				2-0-0				2-1-0				0-0-0				
2-1-0		2-1-0		0-0-0				AWAY				0-0-0				0-0-0				0-0-0				
0-0-0		0-0-0		0-0-0				NEUTRAL				0-0-0				0-0-0				0-0-0				
RPI	S	Opponent		Score		RPI	S	Opponent		Score		RPI	S	Opponent		Score		RPI	S	Opponent		Score		
5	A	Ole Miss		6	7							51	A	Alabama		0	3	105	H	Ga. Southern		4	3	
15	A	Fla. Atlantic		14	3							56	N	Ohio St.		6	9	105	H	Ga. Southern		3	2	
15	A	Fla. Atlantic		5	6							61	A	South Ala.		9	10	105	H	Ga. Southern		8	2	
15	A	Fla. Atlantic		5	2							94	H	Mississippi St.		7	4	118	H	Rice		8	7	
												94	H	Mississippi St.		11	0	118	H	Rice		12	1	
												94	H	Mississippi St.		5	2	118	H	Rice		6	7	
												96	H	UTSA		4	3	136	A	New Orleans		9	7	
												96	H	UTSA		12	2	142	A	Tulane		12	3	
																		151	N	Eastern Mich.		9	4	
																		253	H	UT Martin		13	4	
																		253	H	UT Martin		10	13	
																		253	H	UT Martin		16	2	
																		254	N	Nicholls St.		20	4	
																		272	H	Southern U.		12	1	
LAST 10 GAMES						LAST 10 GAMES						LAST 10 GAMES												
						118	H	Rice		6	7	15	A	Fla. Atlantic		5	2							
						118	H	Rice		8	7	15	A	Fla. Atlantic		5	6							
						118	H	Rice		12	1	272	H	Southern U.		12	1							
						5	A	Ole Miss		6	7	96	H	UTSA		4	3							
						15	A	Fla. Atlantic		14	3	96	H	UTSA		12	2							

Non-Div. I Games:

Southern Miss.



Average RPI Win:		128	WON-LOST RECORD		WINNING PCT. RANK		LAST 10 GAMES		STRENGTH OF SCHEDULE		OPP. STRENGTH OF SCHEDULE		TEAM RPI		ADJ RPI		CONF. RPI		ADJ CONF. RPI					
DIV. I ONLY			16-11-0		.59259		90		7-3-0		43		166		41		.56583		41		6		6	
DIV. I NON-CONF.			10-8-0		.55556		116		1-0-0		82		225		83		.53516		83		5		5	
TOTALS		RPI 1-25		RPI 26-50		W-L RECORDS		RPI 51-100		RPI 101-150		RPI 150+												
16-11-0		0-1-0		4-4-0		OVERALL		3-1-0		5-3-0		4-2-0												
7-4-0		0-0-0		0-0-0		HOME		3-1-0		2-2-0		2-1-0												
9-7-0		0-1-0		4-4-0		AWAY		0-0-0		3-1-0		2-1-0												
0-0-0		0-0-0		0-0-0		NEUTRAL		0-0-0		0-0-0		0-0-0												
10-8-0		0-1-0		2-3-0		NON-CONFERENCE		1-0-0		3-2-0		4-2-0												
5-3-0		0-0-0		0-0-0		HOME		1-0-0		2-2-0		2-1-0												
5-5-0		0-1-0		2-0-		AWAY		0-0-0		1-0-0		2-1-0												
0-0-0		0-0-0		0-0-0		NEUTRAL		0-0-0		0-0-0		0-0-0												
6-3-0		0-0-0		2-1-0		CONFERENCE		2-1-0		2-1-0		0-0-0												
2-1-0		0-0-0		0-0-0		HOME		2-1-0		0-0-0		0-0-0												
4-2-0		0-0-0		2-1-0		AWAY		0-0-0		2-1-0		0-0-0												
0-0-0		0-0-0		0-0-0		NEUTRAL		0-0-0		0-0-0		0-0-0												
RPI	S	Opponent		Score		RPI	S	Opponent		Score		RPI	S	Opponent		Score								
5	A	Ole Miss		2	10	38	A	Troy		0	2	62	H	Louisiana Tech		2	1							
						38	A	Troy		3	1	90	H	UT Arlington		13	15							
						38	A	Troy		3	1	90	H	UT Arlington		5	4							
						42	A	Tennessee Tech		7	4	90	H	UT Arlington		5	1							
						42	A	Tennessee Tech		7	17													
						42	A	Tennessee Tech		3	7													
						48	A	Oklahoma St.		12	6													
						48	A	Oklahoma St.		2	9													
						LAST 10 GAMES																		
						119	A	Texas St.		6	10	90	H	UT Arlington		13	15							
						119	A	Texas St.		7	4	90	H	UT Arlington		5	1							
						119	A	Texas St.		6	3	38	A	Troy		3	1							
						148	H	Oral Roberts		5	2	38	A	Troy		0	2							
						90	H	UT Arlington		5	4	38	A	Troy		3	1							

Non-Div. I Games:

Little Rock

Average RPI Win: 130		WON-LOST RECORD		WINNING PCT. RANK		LAST 10 GAMES		STRENGTH OF SCHEDULE		OPP. STRENGTH OF SCHEDULE		TEAM RPI		ADJ RPI		CONF. RPI		ADJ CONF. RPI	
DIV. I ONLY		21-5-0		.80769 9		10-0-0		222		6		42		.56425 42		19		19	
DIV. I NON-CONF.		10-4-0		.71429 41		1-0-0		91		3		24		.58036 24		17		17	
TOTALS		RPI 1-25		RPI 26-50		W-L RECORDS		RPI 51-100		RPI 101-150		RPI 150+							
21-5-0		2-0-0		3-3-0		OVERALL		5-1-0		0-0-0		11-1-0							
12-3-0		2-0-0		2-1-0		HOME		5-1-0		0-0-0		3-1-0							
9-2-0		0-0-0		1-2-0		AWAY		0-0-0		0-0-0		8-0-0							
0-0-0		0-0-0		0-0-0		NEUTRAL		0-0-0		0-0-0		0-0-0							
10-4-0		2-0-0		3-3-0		NON-CONFERENCE		2-1-0		0-0-0		3-0-0							
7-2-0		2-0-0		2-1-0		HOME		2-1-0		0-0-0		1-0-0							
3-2-0		0-0-0		1-0-		AWAY		0-0-0		0-0-0		2-0-0							
0-0-0		0-0-0		0-0-0		NEUTRAL		0-0-0		0-0-0		0-0-0							
11-1-0		0-0-0		0-0-0		CONFERENCE		3-0-0		0-0-0		8-1-0							
5-1-0		0-0-0		0-0-0		HOME		3-0-0		0-0-0		2-1-0							
6-0-0		0-0-0		0-0-0		AWAY		0-0-0		0-0-0		6-0-0							
0-0-0		0-0-0		0-0-0		NEUTRAL		0-0-0		0-0-0		0-0-0							
RPI	S	Opponent		Score		RPI	S	Opponent		Score		RPI	S	Opponent		Score			
25	H	West Virginia		9	1	38	A	Troy		10	6	72	H	Illinois St.		7	4		
25	H	West Virginia		8	0	38	A	Troy		7	10	72	H	Illinois St.		30	17		
						38	A	Troy		12	13	72	H	Illinois St.		8	16		
						41	H	Little Rock		4	7	75	H	Austin Peay		4	0		
						41	H	Little Rock		7	3	75	H	Austin Peay		15	12		
						41	H	Little Rock		17	7	75	H	Austin Peay		12	6		
						LAST 10 GAMES													
						183	A	Eastern Ill.		10	6	75	H	Austin Peay		4	0		
						183	A	Eastern Ill.		26	11	286	A	Alabama A&M		17	0		
						183	A	Eastern Ill.		9	3	165	A	SIUE		8	4		
						75	H	Austin Peay		12	6	165	A	SIUE		4	1		
						75	H	Austin Peay		15	12	165	A	SIUE		4	1		

Non-Div. I Games:

Tennessee Tech

Average RPI Win: 113		WON-LOST RECORD		WINNING PCT. RANK		LAST 10 GAMES		STRENGTH OF SCHEDULE		OPP. STRENGTH OF SCHEDULE		TEAM RPI		ADJ RPI		CONF. RPI		ADJ CONF. RPI	
DIV. I ONLY		18-12-0		.6 80		7-3-0		26		20		43		.56314 43		2		2	
DIV. I NON-CONF.		12-9-0		.57143 108		3-0-0		47		19		67		.54694 67		2		2	
TOTALS		RPI 1-25		RPI 26-50		W-L RECORDS		RPI 51-100		RPI 101-150		RPI 150+							
18-12-0		1-5-0		3-1-0		OVERALL		6-4-0		3-1-0		5-1-0							
15-6-0		1-3-0		3-1-0		HOME		4-0-0		2-1-0		5-1-0							
3-6-0		0-2-0		0-0-0		AWAY		2-4-0		1-0-0		0-0-0							
0-0-0		0-0-0		0-0-0		NEUTRAL		0-0-0		0-0-0		0-0-0							
12-9-0		1-5-0		1-0-0		NON-CONFERENCE		2-2-0		3-1-0		5-1-0							
10-5-0		1-3-0		1-0-0		HOME		1-0-0		2-1-0		5-1-0							
2-4-0		0-2-0		0-0-		AWAY		1-2-0		1-0-0		0-0-0							
0-0-0		0-0-0		0-0-0		NEUTRAL		0-0-0		0-0-0		0-0-0							
6-3-0		0-0-0		2-1-0		CONFERENCE		4-2-0		0-0-0		0-0-0							
5-1-0		0-0-0		2-1-0		HOME		3-0-0		0-0-0		0-0-0							
1-2-0		0-0-0		0-0-0		AWAY		1-2-0		0-0-0		0-0-0							
0-0-0		0-0-0		0-0-0		NEUTRAL		0-0-0		0-0-0		0-0-0							
RPI	S	Opponent	Score		RPI	S	Opponent	Score		RPI	S	Opponent	Score		RPI	S	Opponent	Score	
1	H	Stanford	8	6	44	H	Sam Houston St.	3	2	66	A	Kansas St.	2	5	107	H	Louisiana	1	2
1	H	Stanford	1	7	48	H	Oklahoma St.	7	1	66	A	Kansas St.	10	11	107	H	Louisiana	5	3
1	H	Stanford	3	9	48	H	Oklahoma St.	10	5	66	A	Kansas St.	9	5	107	H	Louisiana	3	0
1	H	Stanford	1	11	48	H	Oklahoma St.	1	6	81	A	LSU	5	10	119	A	Texas St.	6	1
11	A	Arkansas	4	13						81	A	LSU	11	1	169	H	McNeese	5	4
11	A	Arkansas	5	7						81	A	LSU	4	13	204	H	Northwestern	12	1
										95	H	Kansas	5	4	204	H	Northwestern	10	7
										95	H	Kansas	4	0	204	H	Northwestern	16	3
										95	H	Kansas	14	4	204	H	Northwestern	2	6
										96	H	UTSA	2	0	242	H	Lamar University	7	2
LAST 10 GAMES																			
					169	H	McNeese	5	4						48	H	Oklahoma St.	10	5
					66	A	Kansas St.	9	5						48	H	Oklahoma St.	7	1
					66	A	Kansas St.	10	11						48	H	Oklahoma St.	1	6
					66	A	Kansas St.	2	5						44	H	Sam Houston St.	3	2
					119	A	Texas St.	6	1						95	H	Kansas	5	4

Non-Div. I Games:

Texas

Average RPI Win:		170	WON-LOST RECORD		WINNING PCT. RANK		LAST 10 GAMES		STRENGTH OF SCHEDULE		OPP. STRENGTH OF SCHEDULE		TEAM RPI		ADJ RPI		CONF. RPI		ADJ CONF. RPI					
DIV. I ONLY			20-7-0		.74074		21		7-3-0		121		130		44		.56283		44		17		17	
DIV. I NON-CONF.			11-7-0		.61111		84		1-3-0		62		161		84		.53421		84		19		19	
TOTALS		RPI 1-25		RPI 26-50		W-L RECORDS		RPI 51-100		RPI 101-150		RPI 150+												
20-7-0		0-1-0		1-1-0		OVERALL		4-4-0		3-0-0		12-1-0												
12-4-0		0-0-0		0-0-0		HOME		3-3-0		0-0-0		9-1-0												
7-1-0		0-0-0		0-1-0		AWAY		1-0-0		3-0-0		3-0-0												
1-2-0		0-1-0		1-0-0		NEUTRAL		0-1-0		0-0-0		0-0-0												
11-7-0		0-1-0		1-1-0		NON-CONFERENCE		4-4-0		0-0-0		6-1-0												
9-4-0		0-0-0		0-0-0		HOME		3-3-0		0-0-0		6-1-0												
1-1-0		0-0-0		0-0-		AWAY		1-0-0		0-0-0		0-0-0												
1-2-0		0-1-0		1-0-0		NEUTRAL		0-1-0		0-0-0		0-0-0												
9-0-0		0-0-0		0-0-0		CONFERENCE		0-0-0		3-0-0		6-0-0												
3-0-0		0-0-0		0-0-0		HOME		0-0-0		0-0-0		3-0-0												
6-0-0		0-0-0		0-0-0		AWAY		0-0-0		3-0-0		3-0-0												
0-0-0		0-0-0		0-0-0		NEUTRAL		0-0-0		0-0-0		0-0-0												
RPI	S	Opponent		Score		RPI	S	Opponent		Score		RPI	S	Opponent		Score								
20	N	Kentucky		2 7		29	N	Vanderbilt		7 6		106	A	A&M-Corpus Christi		9 0								
						43	A	Texas		2 3		106	A	A&M-Corpus Christi		5 3								
												106	A	A&M-Corpus Christi		3 1								
												170	H	Wright St.		9 1								
												170	H	Wright St.		6 10								
												197	H	Cincinnati		3 2								
												197	H	Cincinnati		5 3								
												197	H	Cincinnati		10 6								
												242	A	Lamar University		8 1								
												242	A	Lamar University		5 2								
												242	A	Lamar University		3 1								
												246	H	Abilene Christian		10 1								
												246	H	Abilene Christian		7 6								
												246	H	Abilene Christian		10 0								
												291	H	Prairie View		10 0								
												291	H	Prairie View		12 1								
LAST 10 GAMES						LAST 10 GAMES																		
						246	H	Abilene Christian		10 0		59	H	DBU		7 9								
						246	H	Abilene Christian		7 6		43	A	Texas		2 3								
						246	H	Abilene Christian		10 1		106	A	A&M-Corpus Christi		9 0								
						59	H	DBU		3 21		106	A	A&M-Corpus Christi		5 3								
						59	H	DBU		6 5		106	A	A&M-Corpus Christi		3 1								

**Non-Div. I Games:**

Sam Houston St.

Average RPI Win:		140	WON-LOST RECORD		WINNING PCT. RANK		LAST 10 GAMES		STRENGTH OF SCHEDULE		OPP. STRENGTH OF SCHEDULE		TEAM RPI		ADJ RPI		CONF. RPI		ADJ CONF. RPI					
DIV. I ONLY			19-9-0		.67857		42		7-3-0		110		67		45		.56114		45		7		7	
DIV. I NON-CONF.			12-5-0		.70588		47		4-0-0		106		90		35		.56615		35		9		9	
TOTALS		RPI 1-25		RPI 26-50		W-L RECORDS		RPI 51-100		RPI 101-150		RPI 150+												
19-9-0		2-2-0		0-0-0		OVERALL		6-3-0		2-3-0		9-1-0												
11-5-0		0-1-0		0-0-0		HOME		5-2-0		1-2-0		5-0-0												
8-4-0		2-1-0		0-0-0		AWAY		1-1-0		1-1-0		4-1-0												
0-0-0		0-0-0		0-0-0		NEUTRAL		0-0-0		0-0-0		0-0-0												
12-5-0		0-1-0		0-0-0		NON-CONFERENCE		4-2-0		1-1-0		7-1-0												
8-2-0		0-1-0		0-0-0		HOME		3-1-0		0-0-0		5-0-0												
4-3-0		0-0-0		0-0-		AWAY		1-1-0		1-1-0		2-1-0												
0-0-0		0-0-0		0-0-0		NEUTRAL		0-0-0		0-0-0		0-0-0												
7-4-0		2-1-0		0-0-0		CONFERENCE		2-1-0		1-2-0		2-0-0												
3-3-0		0-0-0		0-0-0		HOME		2-1-0		1-2-0		0-0-0												
4-1-0		2-1-0		0-0-0		AWAY		0-0-0		0-0-0		2-0-0												
0-0-0		0-0-0		0-0-0		NEUTRAL		0-0-0		0-0-0		0-0-0												
RPI	S	Opponent		Score		RPI	S	Opponent		Score		RPI	S	Opponent		Score								
11	H	Arkansas		2	5			65	A	San Di ego		9	3	108	A	UC Ir vine		4	9					
21	A	UNLV		17	8			65	H	San Di ego		2	3	123	A	Long Beach St.		5	2					
21	A	UNLV		22	7			71	H	Washi ngton		6	4	125	H	New Mexi co		5	9					
21	A	UNLV		3	4			77	H	Mi chi gan		4	3	125	H	New Mexi co		4	5					
								91	A	Ari zona		4	13	125	H	New Mexi co		3	2					
								91	H	Ari zona		3	2	182	A	Cal Poly		9	7					
								99	H	Ai r Force		3	2	182	A	Cal Poly		3	2					
								99	H	Ai r Force		3	7	182	A	Cal Poly		4	5					
								99	H	Ai r Force		3	2	205	A	San Jose St.		11	1					
														205	A	San Jose St.		7	2					
														208	H	CSU Bakersfi eld		5	4					
														220	H	UC Santa Barbara		8	4					
														220	H	UC Santa Barbara		9	1					
														220	H	UC Santa Barbara		7	5					
														232	H	Grand Canyon		5	4					
LAST 10 GAMES						LAST 10 GAMES						LAST 10 GAMES												
						71	H	Washi ngton		6	4	21	A	UNLV		22	7							
						125	H	New Mexi co		3	2	21	A	UNLV		17	8							
						125	H	New Mexi co		5	9	21	A	UNLV		3	4							
						125	H	New Mexi co		4	5	208	H	CSU Bakersfi eld		5	4							
						123	A	Long Beach St.		5	2	182	A	Cal Poly		3	2							

**Non-Div. I Games:**

San Di ego St.

Average RPI Win:	146	WON-LOST RECORD	WINNING PCT. RANK	LAST 10 GAMES	STRENGTH OF SCHEDULE	OPP. STRENGTH OF SCHEDULE	TEAM RPI	ADJ RPI	CONF. RPI	ADJ CONF. RPI
DIV. I ONLY		9-11-1	.45238 180	4-5-1	19	126	46	.56087 46	13	13
DIV. I NON-CONF.		9-11-1	.45238 171	4-5-1	21	126	43	.56087 43	12	12
TOTALS	RPI 1-25		RPI 26-50	W-L RECORDS		RPI 51-100		RPI 101-150		RPI 150+
9-11-1	1-5-0		1-1-1	OVERALL		3-3-0		0-1-0		4-1-0
1-0-0	0-0-0		0-0-0	HOME		0-0-0		0-0-0		1-0-0
4-9-1	1-5-0		1-0-1	AWAY		2-2-0		0-1-0		0-1-0
4-2-0	0-0-0		0-1-0	NEUTRAL		1-1-0		0-0-0		3-0-0
9-11-1	1-5-0		1-1-1	NON-CONFERENCE		3-3-0		0-1-0		4-1-0
1-0-0	0-0-0		0-0-0	HOME		0-0-0		0-0-0		1-0-0
4-9-1	1-5-0		1-1-	AWAY		2-2-0		0-1-0		0-1-0
4-2-0	0-0-0		0-1-0	NEUTRAL		1-1-0		0-0-0		3-0-0
0-0-0	0-0-0		0-0-0	CONFERENCE		0-0-0		0-0-0		0-0-0
0-0-0	0-0-0		0-0-0	HOME		0-0-0		0-0-0		0-0-0
0-0-0	0-0-0		0-0-0	AWAY		0-0-0		0-0-0		0-0-0
0-0-0	0-0-0		0-0-0	NEUTRAL		0-0-0		0-0-0		0-0-0
RPI S Opponent	Score		RPI S Opponent	Score		RPI S Opponent	Score		RPI S Opponent	Score
15 A Fla. Atlantic	3 11		28 N Missouri St.	2 14		74 N Pittsburgh	1 0		139 A Wofford	5 12
15 A Fla. Atlantic	2 4		48 A Oklahoma St.	3 3		89 A Hawaii	9 8		191 N Seattle U	14 9
15 A Fla. Atlantic	0 10		48 A Oklahoma St.	10 7		89 A Hawaii	2 3		240 N Central Mich.	10 4
18 A NC State	1 3					89 A Hawaii	5 1		257 A USC Upstate	1 12
18 A NC State	4 8					89 A Hawaii	6 8		268 N Youngstown St.	11 3
18 A NC State	8 6					98 N Notre Dame	8 9		293 H Saint Peter's	2 0
LAST 10 GAMES										
89 A Hawaii	2 3		28 N Missouri St.	2 14		89 A Hawaii	6 8		48 A Oklahoma St.	10 7
89 A Hawaii	5 1		48 A Oklahoma St.	3 3		293 H Saint Peter's	2 0		15 A Fla. Atlantic	0 10
89 A Hawaii	9 8					15 A Fla. Atlantic	3 11			
48 A Oklahoma St.	3 3									

**Non-Div. I Games:**

Seton Hal I

Oklahoma

Ok! ahoma

Average RPI Win:	98	WON-LOST	WINNING	LAST 10	STRENGTH OF	OPP. STRENGTH	TEAM	ADJ	CONF.	ADJ CONF.	
Average RPI Loss:	85	RECORD	PCT. RANK	GAMES	SCHEDULE	OF SCHEDULE	RPI	RPI	RPI	RPI	
DIV. I ONLY	15-10-1	.59615	89	7-2-1	71	24	48	.55953	48	2	2
DIV. I NON-CONF.	10-8-1	.55263	120	2-0-1	121	28	92	.52839	92	2	2
<hr/>											
TOTALS	RPI 1-25	RPI 26-50		W-L RECORDS		RPI 51-100		RPI 101-150		RPI 150+	
15-10-1	0-0-0	5-4-1		OVERALL		4-3-0		3-1-0		3-2-0	
8-5-1	0-0-0	2-2-1		HOME		3-1-0		0-0-0		3-2-0	
7-5-0	0-0-0	3-2-0		AWAY		1-2-0		3-1-0		0-0-0	
0-0-0	0-0-0	0-0-0		NEUTRAL		0-0-0		0-0-0		0-0-0	
10-8-1	0-0-0	3-2-1		NON-CONFERENCE		1-3-0		3-1-0		3-2-0	
5-5-1	0-0-0	2-2-1		HOME		0-1-0		0-0-0		3-2-0	
5-3-0	0-0-0	1-0-		AWAY		1-2-0		3-1-0		0-0-0	
0-0-0	0-0-0	0-0-0		NEUTRAL		0-0-0		0-0-0		0-0-0	
5-2-0	0-0-0	2-2-0		CONFERENCE		3-0-0		0-0-0		0-0-0	
3-0-0	0-0-0	0-0-0		HOME		3-0-0		0-0-0		0-0-0	
2-2-0	0-0-0	2-2-0		AWAY		0-0-0		0-0-0		0-0-0	
0-0-0	0-0-0	0-0-0		NEUTRAL		0-0-0		0-0-0		0-0-0	
RPI	S	Opponent	Score	RPI	S	Opponent	Score	RPI	S	Opponent	Score
				28	A	Missouri St.	10 8	59	H	DBU	4 6
				28	H	Missouri St.	4 2	86	H	TCU	9 8
				41	H	Little Rock	9 2	86	H	TCU	7 6
				41	H	Little Rock	6 12	86	H	TCU	12 7
				43	A	Texas	6 1	100	A	Ari zona St.	2 14
				43	A	Texas	1 7	100	A	Ari zona St.	3 2
				43	A	Texas	5 10	100	A	Ari zona St.	1 9
				46	H	Seton Hall I	7 10				
				46	H	Seton Hall I	3 3				
				47	A	Okl ahoma	7 1				
<hr/>											
LAST 10 GAMES											
				86	H	TCU	9 8	43	A	Texas	1 7
				86	H	TCU	12 7	43	A	Texas	6 1
				86	H	TCU	7 6	104	A	Central Ark.	3 1
				47	A	Okl ahoma	7 1	46	H	Seton Hall I	3 3
				43	A	Texas	5 10	28	H	Missouri St.	4 2

Non-Div. I Games:

Oklahoma St.



Average RPI Win: 142		WON-LOST RECORD		WINNING PCT. RANK		LAST 10 GAMES		STRENGTH OF SCHEDULE		OPP. STRENGTH OF SCHEDULE		TEAM RPI		ADJ RPI		CONF. RPI		ADJ CONF. RPI					
DIV. I ONLY		16-7-0		.69565 35		7-2-0		157		62		49		.55797 49		9		9					
DIV. I NON-CONF.		11-4-0		.73333 37		3-0-0		87		56		15		.59456 15		8		8					
TOTALS		RPI 1-25		RPI 26-50		W-L RECORDS		RPI 51-100		RPI 101-150		RPI 150+											
16-7-0		1-2-0		1-2-0		OVERALL		3-1-0		5-1-0		6-1-0											
3-2-0		0-0-0		1-2-0		HOME		0-0-0		1-0-0		1-0-0											
7-2-0		1-1-0		0-0-0		AWAY		0-0-0		3-1-0		3-0-0											
6-3-0		0-1-0		0-0-0		NEUTRAL		3-1-0		1-0-0		2-1-0											
11-4-0		1-2-0		0-0-0		NON-CONFERENCE		3-1-0		5-1-0		2-0-0											
2-0-0		0-0-0		0-0-0		HOME		0-0-0		1-0-0		1-0-0											
4-2-0		1-1-0		0-0-		AWAY		0-0-0		3-1-0		0-0-0											
5-2-0		0-1-0		0-0-0		NEUTRAL		3-1-0		1-0-0		1-0-0											
5-3-0		0-0-0		1-2-0		CONFERENCE		0-0-0		0-0-0		4-1-0											
1-2-0		0-0-0		1-2-0		HOME		0-0-0		0-0-0		0-0-0											
3-0-0		0-0-0		0-0-0		AWAY		0-0-0		0-0-0		3-0-0											
1-1-0		0-0-0		0-0-0		NEUTRAL		0-0-0		0-0-0		1-1-0											
RPI	S	Opponent		Score		RPI	S	Opponent		Score		RPI	S	Opponent		Score		RPI	S	Opponent		Score	
19	A	Coastal Caro.		4	6	34	H	Iowa		5	8	57	N	UCLA		5	3	115	N	VCU		7	4
19	A	Coastal Caro.		7	6	34	H	Iowa		2	4	71	N	Washing ton		7	1	126	A	Southern Ill.		4	5
25	N	West Vi rgini a		8	10	34	H	Iowa		13	12	75	N	Austin Peay		0	2	126	A	Southern Ill.		6	2
												91	N	Ari zona		4	3	126	A	Southern Ill.		16	6
																		143	A	Furman		14	5
																		144	H	CSUN		12	7
																		204	A	Northwestern		5	4
																		204	A	Northwestern		4	2
																		204	A	Northwestern		5	4
																		215	H	Mi l waukee		9	6
																		245	N	Mi chi gan St.		2	4
																		245	N	Mi chi gan St.		15	4
																		269	N	South Dakota St.		5	2
						LAST 10 GAMES																	
						34	H	Iowa		2	4	204	A	Northwestern		5	4						
						34	H	Iowa		13	12	144	H	CSUN		12	7						
						34	H	Iowa		5	8	126	A	Southern Ill.		6	2						
						204	A	Northwestern		4	2	126	A	Southern Ill.		16	6						
						204	A	Northwestern		5	4	126	A	Southern Ill.		4	5						

Non-Div. I Games: Concordia Chicago 9 6

Illinois

Average RPI Win: 139		WON-LOST RECORD		WINNING PCT. RANK		LAST 10 GAMES		STRENGTH OF SCHEDULE		OPP. STRENGTH OF SCHEDULE		TEAM RPI		ADJ RPI		CONF. RPI		ADJ CONF. RPI					
DIV. I ONLY		18-10-0		.64286 52		6-4-0		101		73		50		.5566 50		9		9					
DIV. I NON-CONF.		16-9-0		.64 75		4-3-0		89		88		62		.55032 62		8		8					
TOTALS		RPI 1-25		RPI 26-50		W-L RECORDS		RPI 51-100		RPI 101-150		RPI 150+											
18-10-0		1-2-0		0-1-0		OVERALL		8-7-0		2-0-0		7-0-0											
8-5-0		1-2-0		0-0-0		HOME		3-3-0		0-0-0		4-0-0											
6-5-0		0-0-0		0-1-0		AWAY		4-4-0		2-0-0		0-0-0											
4-0-0		0-0-0		0-0-0		NEUTRAL		1-0-0		0-0-0		3-0-0											
16-9-0		1-2-0		0-1-0		NON-CONFERENCE		6-6-0		2-0-0		7-0-0											
8-5-0		1-2-0		0-0-0		HOME		3-3-0		0-0-0		4-0-0											
4-4-0		0-0-0		0-0-		AWAY		2-3-0		2-0-0		0-0-0											
4-0-0		0-0-0		0-0-0		NEUTRAL		1-0-0		0-0-0		3-0-0											
2-1-0		0-0-0		0-0-0		CONFERENCE		2-1-0		0-0-0		0-0-0											
0-0-0		0-0-0		0-0-0		HOME		0-0-0		0-0-0		0-0-0											
2-1-0		0-0-0		0-0-0		AWAY		2-1-0		0-0-0		0-0-0											
0-0-0		0-0-0		0-0-0		NEUTRAL		0-0-0		0-0-0		0-0-0											
RPI	S	Opponent		Score		RPI	S	Opponent		Score		RPI	S	Opponent		Score							
14	H	Creighton		3	7	36	A	Georgi a Tech		2	3	57	H	UCLA		1	6	121	A	Kennesaw St.	11	8	
14	H	Creighton		15	1							67	H	St. John' s (NY)		5	11	121	A	Kennesaw St.	9	3	
14	H	Creighton		3	7							67	H	St. John' s (NY)		9	8	179	N	George Washington	12	5	
												67	H	St. John' s (NY)		6	3	194	H	North Dakota St.	3	1	
												69	A	Georgi a St.		6	9	215	H	Milwaukee	5	4	
												71	H	Washington		4	6	222	H	Omaha	5	3	
												73	A	Nebraska		5	1	249	N	Chi cago St.	16	5	
												73	A	Nebraska		2	0	269	H	South Dakota St.	1	0	
												73	A	Nebraska		2	8	288	N	Mt. St. Mary' s	16	5	
												86	A	TCU		8	0						
												86	A	TCU		6	3						
												86	A	TCU		4	5						
												90	A	UT Ar lington		5	13						
												91	H	Ari zona		3	2						
												91	N	Boston Col lege		14	1						
						LAST 10 GAMES																	
						67	H	St. John' s (NY)		6	3	73	A	Nebraska		5	1						
						67	H	St. John' s (NY)		9	8	86	A	TCU		8	0						
						67	H	St. John' s (NY)		5	11	86	A	TCU		4	5						
						73	A	Nebraska		2	0	86	A	TCU		6	3						
						73	A	Nebraska		2	8	90	A	UT Ar lington		5	13						

Non-Div. I Games:

Minnesota

Average RPI Win: 149		WON-LOST RECORD		WINNING PCT. RANK		LAST 10 GAMES		STRENGTH OF SCHEDULE		OPP. STRENGTH OF SCHEDULE		TEAM RPI		ADJ RPI		CONF. RPI		ADJ CONF. RPI					
DIV. I ONLY		18-11-0		.62069 66		2-8-0		56		58		51		.55603 51		1		1					
DIV. I NON-CONF.		15-4-0		.78947 24		0-1-0		161		142		32		.56955 32		1		1					
TOTALS		RPI 1-25		RPI 26-50		W-L RECORDS		RPI 51-100		RPI 101-150		RPI 150+											
18-11-0		3-4-0		2-2-0		OVERALL		0-3-0		1-0-0		12-2-0											
16-4-0		3-3-0		1-0-0		HOME		0-0-0		0-0-0		12-1-0											
2-6-0		0-0-0		1-2-0		AWAY		0-3-0		1-0-0		0-1-0											
0-1-0		0-1-0		0-0-0		NEUTRAL		0-0-0		0-0-0		0-0-0											
15-4-0		0-0-0		2-2-0		NON-CONFERENCE		0-0-0		1-0-0		12-2-0											
13-1-0		0-0-0		1-0-0		HOME		0-0-0		0-0-0		12-1-0											
2-3-0		0-0-0		1-0-		AWAY		0-0-0		1-0-0		0-1-0											
0-0-0		0-0-0		0-0-0		NEUTRAL		0-0-0		0-0-0		0-0-0											
3-7-0		3-4-0		0-0-0		CONFERENCE		0-3-0		0-0-0		0-0-0											
3-3-0		3-3-0		0-0-0		HOME		0-0-0		0-0-0		0-0-0											
0-3-0		0-0-0		0-0-0		AWAY		0-3-0		0-0-0		0-0-0											
0-1-0		0-1-0		0-0-0		NEUTRAL		0-0-0		0-0-0		0-0-0											
RPI	S	Opponent		Score		RPI	S	Opponent		Score		RPI	S	Opponent		Score		RPI	S	Opponent		Score	
8	H	Georgia		10	9	40	H	Southern Miss.		3	0	52	A	Tennessee		4	5	145	A	Samford		13	3
8	H	Georgia		5	6	47	A	Oklahoma		13	1	52	A	Tennessee		1	2	157	A	UAB		4	6
8	H	Georgia		5	6	47	A	Oklahoma		1	2	52	A	Tennessee		0	3	163	H	Valparaiso		12	6
9	N	Auburn		2	5	47	A	Oklahoma		4	16							163	H	Valparaiso		16	2
20	H	Kentucky		4	2													163	H	Valparaiso		6	5
20	H	Kentucky		4	2													168	H	Middle Tenn.		4	0
20	H	Kentucky		2	5													172	H	Washington St.		8	2
																		172	H	Washington St.		9	3
																		172	H	Washington St.		12	4
																		198	H	New Mexico St.		0	3
																		198	H	New Mexico St.		5	2
																		198	H	New Mexico St.		3	1
																		258	H	Alabama St.		11	1
																		286	H	Alabama A&M		14	0
																		286	H	Alabama A&M		15	0
						LAST 10 GAMES																	
						20	H	Kentucky		2	5	52	A	Tennessee		0	3						
						20	H	Kentucky		4	2	52	A	Tennessee		4	5						
						20	H	Kentucky		4	2	157	A	UAB		4	6						
						9	N	Auburn		2	5	8	H	Georgia		5	6						
						52	A	Tennessee		1	2	8	H	Georgia		5	6						

Non-Div. I Games:

Al abama

Average RPI Win:		150	WON-LOST RECORD		WINNING PCT. RANK		LAST 10 GAMES		STRENGTH OF SCHEDULE		OPP. STRENGTH OF SCHEDULE		TEAM RPI		ADJ RPI		CONF. RPI		ADJ CONF. RPI					
DIV. I ONLY			17-12-0		.58621		97		4-6-0		33		90		52		.55328		52		1		1	
DIV. I NON-CONF.			13-7-0		.65		65		1-1-0		125		173		107		.52203		107		1		1	
TOTALS		RPI 1-25		RPI 26-50		W-L RECORDS		RPI 51-100		RPI 101-150		RPI 150+												
17-12-0		1-2-0		0-0-0		OVERALL		4-7-0		3-2-0		9-1-0												
12-7-0		0-0-0		0-0-0		HOME		4-4-0		3-2-0		5-1-0												
5-5-0		1-2-0		0-0-0		AWAY		0-3-0		0-0-0		4-0-0												
0-0-0		0-0-0		0-0-0		NEUTRAL		0-0-0		0-0-0		0-0-0												
13-7-0		0-0-0		0-0-0		NON-CONFERENCE		1-4-0		3-2-0		9-1-0												
9-7-0		0-0-0		0-0-0		HOME		1-4-0		3-2-0		5-1-0												
4-0-0		0-0-0		0-0-		AWAY		0-0-0		0-0-0		4-0-0												
0-0-0		0-0-0		0-0-0		NEUTRAL		0-0-0		0-0-0		0-0-0												
4-5-0		1-2-0		0-0-0		CONFERENCE		3-3-0		0-0-0		0-0-0												
3-0-0		0-0-0		0-0-0		HOME		3-0-0		0-0-0		0-0-0												
1-5-0		1-2-0		0-0-0		AWAY		0-3-0		0-0-0		0-0-0												
0-0-0		0-0-0		0-0-0		NEUTRAL		0-0-0		0-0-0		0-0-0												
RPI	S	Opponent		Score		RPI	S	Opponent		Score		RPI	S	Opponent		Score								
5	A	Ole Miss		8 6				51 H Alabama		5 4		109	H	UNCG		3 2								
5	A	Ole Miss		0 5				51 H Alabama		2 1		109	H	UNCG		11 4								
5	A	Ole Miss		1 7				51 H Alabama		3 0		109	H	UNCG		2 3								
								64 A South Carolina		3 6		138	H	James Madi son		10 1								
								64 A South Carolina		1 6		138	H	James Madi son		2 21								
								64 A South Carolina		2 6		168	H	Middle Tenn.		5 4								
								83 H ETSU		9 10		168	H	Middle Tenn.		5 7								
								83 H ETSU		6 9		181	H	Lipscomb		8 5								
								84 H Maryl and		13 6		197	A	Cinci nnati		3 2								
								84 H Maryl and		4 10		197	A	Cinci nnati		7 5								
								84 H Maryl and		0 4		197	A	Cinci nnati		2 1								
												216	H	Memphi s		2 1								
												259	A	Western Caro.		17 3								
												259	H	Western Caro.		5 0								
												278	H	Ark. -Pine Bluff		9 1								
LAST 10 GAMES																								
						64	A	South Carolina		3 6		51	H	Al abama		3 0								
						64	A	South Carolina		2 6		51	H	Al abama		5 4								
						64	A	South Carolina		1 6		83	H	ETSU		6 9								
						259	A	Western Caro.		17 3		5	A	Ole Mi ss		0 5								
						51	H	Al abama		2 1		5	A	Ole Mi ss		1 7								

Non-Div. I Games:

Tennessee

Average RPI Win: 121		WON-LOST RECORD		WINNING PCT. RANK		LAST 10 GAMES		STRENGTH OF SCHEDULE		OPP. STRENGTH OF SCHEDULE		TEAM RPI		ADJ RPI		CONF. RPI		ADJ CONF. RPI					
DIV. I ONLY		13-13-0		.5		142		3-7-0		4		104		53		.55235		53		2		2	
DIV. I NON-CONF.		10-7-0		.58824		103		2-1-0		28		188		56		.55318		56		2		2	
TOTALS		RPI 1-25		RPI 26-50		W-L RECORDS		RPI 51-100		RPI 101-150		RPI 150+											
13-13-0		2-2-0		0-4-0		OVERALL		5-5-0		0-1-0		6-1-0											
9-6-0		2-1-0		0-1-0		HOME		1-2-0		0-1-0		6-1-0											
2-5-0		0-0-0		0-3-0		AWAY		2-2-0		0-0-0		0-0-0											
2-2-0		0-1-0		0-0-0		NEUTRAL		2-1-0		0-0-0		0-0-0											
10-7-0		0-1-0		0-1-0		NON-CONFERENCE		4-3-0		0-1-0		6-1-0											
6-3-0		0-0-0		0-1-0		HOME		0-0-0		0-1-0		6-1-0											
2-2-0		0-0-0		0-0-		AWAY		2-2-0		0-0-0		0-0-0											
2-2-0		0-1-0		0-0-0		NEUTRAL		2-1-0		0-0-0		0-0-0											
3-6-0		2-1-0		0-3-0		CONFERENCE		1-2-0		0-0-0		0-0-0											
3-3-0		2-1-0		0-0-0		HOME		1-2-0		0-0-0		0-0-0											
0-3-0		0-0-0		0-3-0		AWAY		0-0-0		0-0-0		0-0-0											
0-0-0		0-0-0		0-0-0		NEUTRAL		0-0-0		0-0-0		0-0-0											
RPI	S	Opponent		Score		RPI	S	Opponent		Score		RPI	S	Opponent		Score							
2	H	Texas Tech		2 0		44	H	Sam Houston St.		2 7		57	A	UCLA		2 5							
2	H	Texas Tech		4 11		47	A	Oklahoma		4 5		57	A	UCLA		8 6							
2	H	Texas Tech		12 2		47	A	Oklahoma		1 6		57	A	UCLA		0 3							
16	N	Texas A&M		4 5		47	A	Oklahoma		2 4		59	A	DBU		5 2							
												60	N	California		2 8							
												62	N	Louisiana Tech		6 1							
												90	N	UT Arlington		9 1							
												95	H	Kansas		5 8							
												95	H	Kansas		5 6							
												95	H	Kansas		17 6							
LAST 10 GAMES																							
119	H	Texas St.		1 6		95	H	Kansas		5 8		119	H	Texas St.		1 6							
47	A	Oklahoma		1 6		95	H	Kansas		17 6		179	H	George Washington		6 3							
47	A	Oklahoma		4 5		95	H	Kansas		5 6		179	H	George Washington		5 1							
47	A	Oklahoma		2 4		59	A	DBU		5 2		179	H	George Washington		6 1							
291	H	Prairie View		17 5		2	H	Texas Tech		4 11		187	H	Houston Baptist		1 0							

Non-Div. I Games:

Baylor

Average RPI Win:	128	WON-LOST RECORD	WINNING PCT. RANK	LAST 10 GAMES	STRENGTH OF SCHEDULE	OPP. STRENGTH OF SCHEDULE	TEAM RPI	ADJ RPI	CONF. RPI	ADJ CONF. RPI				
DIV. I ONLY		20-9-0	.68966	38	7-3-0	84	44	54	.55215	54	5	5		
DIV. I NON-CONF.		16-7-0	.69565	50	3-1-0	84	49	52	.5556	52	6	6		
<hr/>														
TOTALS	RPI 1-25	RPI 26-50		W-L RECORDS		RPI 51-100		RPI 101-150		RPI 150+				
20-9-0	3-4-0	1-1-0		OVERALL		3-2-0		6-1-0		7-1-0				
18-7-0	3-3-0	1-1-0		HOME		3-1-0		5-1-0		6-1-0				
2-2-0	0-1-0	0-0-0		AWAY		0-1-0		1-0-0		1-0-0				
0-0-0	0-0-0	0-0-0		NEUTRAL		0-0-0		0-0-0		0-0-0				
16-7-0	1-3-0	1-1-0		NON-CONFERENCE		3-2-0		4-0-0		7-1-0				
14-5-0	1-2-0	1-1-0		HOME		3-1-0		3-0-0		6-1-0				
2-2-0	0-1-0	0-0-		AWAY		0-1-0		1-0-0		1-0-0				
0-0-0	0-0-0	0-0-0		NEUTRAL		0-0-0		0-0-0		0-0-0				
4-2-0	2-1-0	0-0-0		CONFERENCE		0-0-0		2-1-0		0-0-0				
4-2-0	2-1-0	0-0-0		HOME		0-0-0		2-1-0		0-0-0				
0-0-0	0-0-0	0-0-0		AWAY		0-0-0		0-0-0		0-0-0				
0-0-0	0-0-0	0-0-0		NEUTRAL		0-0-0		0-0-0		0-0-0				
<hr/>														
RPI	S	Opponent	Score		RPI	S	Opponent	Score		RPI	S	Opponent	Score	
7	A	Florida St.	2	5	32	H	Stetson	3	5	55	A	Jacksonville	2	4
12	H	North Carolina	5	12	35	H	FGCU	10	3	55	H	Jacksonville	6	1
12	H	North Carolina	8	9						80	H	Fordham	3	2
12	H	North Carolina	4	3						80	H	Fordham	0	2
24	H	UConn	3	2						80	H	Fordham	13	4
24	H	UConn	4	6										
24	H	UConn	8	4										

Non-Div. I Games:

South Fla.

Average RPI Win:		114	WON-LOST RECORD		WINNING PCT. RANK		LAST 10 GAMES		STRENGTH OF SCHEDULE		OPP. STRENGTH OF SCHEDULE		TEAM RPI		ADJ RPI		CONF. RPI		ADJ CONF. RPI	
DIV. I ONLY			18-10-0		.64286 52		8-2-0		118		12		55		.55169 55		11		11	
DIV. I NON-CONF.			16-8-0		.66667 59		6-1-0		97		10		39		.56357 39		11		11	
TOTALS		RPI 1-25		RPI 26-50		W-L RECORDS		RPI 51-100		RPI 101-150		RPI 150+								
18-10-0		2-3-0		0-0-0		OVERALL		4-4-0		7-1-0		5-2-0								
13-5-0		2-2-0		0-0-0		HOME		3-1-0		3-1-0		5-1-0								
5-5-0		0-1-0		0-0-0		AWAY		1-3-0		4-0-0		0-1-0								
0-0-0		0-0-0		0-0-0		NEUTRAL		0-0-0		0-0-0		0-0-0								
16-8-0		2-3-0		0-0-0		NON-CONFERENCE		4-4-0		7-1-0		3-0-0								
11-4-0		2-2-0		0-0-0		HOME		3-1-0		3-1-0		3-0-0								
5-4-0		0-1-0		0-0-		AWAY		1-3-0		4-0-0		0-0-0								
0-0-0		0-0-0		0-0-0		NEUTRAL		0-0-0		0-0-0		0-0-0								
2-2-0		0-0-0		0-0-0		CONFERENCE		0-0-0		0-0-0		2-2-0								
2-1-0		0-0-0		0-0-0		HOME		0-0-0		0-0-0		2-1-0								
0-1-0		0-0-0		0-0-0		AWAY		0-0-0		0-0-0		0-1-0								
0-0-0		0-0-0		0-0-0		NEUTRAL		0-0-0		0-0-0		0-0-0								
RPI	S	Opponent		Score		RPI	S	Opponent		Score		RPI	S	Opponent		Score				
3	A	Florida		3	10							110	A	Jacksonville St.		6	4			
7	H	Florida St.		0	4							110	A	Jacksonville St.		4	1			
25	H	West Virginia		7	4							110	A	Jacksonville St.		17	6			
25	H	West Virginia		4	5							113	H	Rhode Island		6	0			
25	H	West Virginia		2	1							113	H	Rhode Island		3	1			
												113	H	Rhode Island		2	1			
												116	A	Bethune-Cookman		13	8			
												141	H	Richmond		3	4			
												152	A	North Florida		5	12			
												152	H	North Florida		7	2			
												152	H	North Florida		5	2			
												152	H	North Florida		2	8			
												218	H	Fairfield		7	3			
												218	H	Fairfield		5	1			
												218	H	Fairfield		11	4			
LAST 10 GAMES																				
						152	H	North Florida		5	2	110	A	Jacksonville St.		6	4			
						152	H	North Florida		7	2	3	A	Florida		3	10			
						152	H	North Florida		2	8	218	H	Fairfield		11	4			
						110	A	Jacksonville St.		4	1	218	H	Fairfield		5	1			
						110	A	Jacksonville St.		17	6	218	H	Fairfield		7	3			

Non-Div. I Games:

Jacksonville

Average RPI Win: 151		WON-LOST	WINNING	LAST 10	STRENGTH OF		OPP. STRENGTH	TEAM	ADJ		CONF.	ADJ CONF.
Average RPI Loss: 108		RECORD	PCT. RANK	GAMES	SCHEDULE		OF SCHEDULE	RPI	RPI		RPI	RPI
DIV. I ONLY		19-8-0	.7037	31	8-2-0		138	95	56	.55162	56	9
DIV. I NON-CONF.		17-7-0	.70833	46	6-1-0		149	134	55	.55323	55	8
TOTALS		RPI 1-25	RPI 26-50		W-L RECORDS		RPI 51-100		RPI 101-150		RPI 150+	
19-8-0		1-3-0	1-0-0		OVERALL		4-1-0		5-1-0		8-3-0	
8-2-0		0-0-0	0-0-0		HOME		2-1-0		4-0-0		2-1-0	
3-1-0		1-1-0	0-0-0		AWAY		2-0-0		0-0-0		0-0-0	
8-5-0		0-2-0	1-0-0		NEUTRAL		0-0-0		1-1-0		6-2-0	
17-7-0		1-3-0	1-0-0		NON-CONFERENCE		2-0-0		5-1-0		8-3-0	
6-1-0		0-0-0	0-0-0		HOME		0-0-0		4-0-0		2-1-0	
3-1-0		1-1-0	0-0-		AWAY		2-0-0		0-0-0		0-0-0	
8-5-0		0-2-0	1-0-0		NEUTRAL		0-0-0		1-1-0		6-2-0	
2-1-0		0-0-0	0-0-0		CONFERENCE		2-1-0		0-0-0		0-0-0	
2-1-0		0-0-0	0-0-0		HOME		2-1-0		0-0-0		0-0-0	
0-0-0		0-0-0	0-0-0		AWAY		0-0-0		0-0-0		0-0-0	
0-0-0		0-0-0	0-0-0		NEUTRAL		0-0-0		0-0-0		0-0-0	
RPI S	Opponent	Score	RPI S	Opponent	Score	RPI S	Opponent	Score	RPI S	Opponent	Score	
19 A	Coastal Caro.	8 10	40 N	Southern Miss.	9 6	73 H	Nebraska	3 7	133 H	Tol edo	19 4	
19 A	Coastal Caro.	7 5				73 H	Nebraska	7 4	144 H	CSUN	7 3	
23 N	Oregon St.	8 10				73 H	Nebraska	15 14	144 H	CSUN	11 6	
23 N	Oregon St.	1 6				87 A	UNCW	8 1	144 H	CSUN	2 1	
						87 A	UNCW	8 3	149 N	Can i si us	6 4	
									149 N	Can i si us	4 5	
									151 N	Eastern Mi ch.	1 6	
									160 N	Hi gh Poi nt	8 6	
									160 N	Hi gh Poi nt	4 8	
									199 N	Utah	7 2	
									199 N	Utah	20 13	
									215 N	Mi l wau kee	13 3	
									215 N	Mi l wau kee	11 7	
									254 N	Ni chol l s St.	6 3	
									267 H	Georgetown	13 5	
									267 H	Georgetown	1 5	
									267 H	Georgetown	5 4	
LAST 10 GAMES						267 H	Georgetown	1 5				
						267 H	Georgetown	13 5				
						144 H	CSUN	11 6				
						144 H	CSUN	7 3				
						144 H	CSUN	2 1				
						133 H	Tol edo	19 4				
						267 H	Georgetown	5 4				

Non-Div. I Games:

Ohio St.



Average RPI Win: 133		WON-LOST RECORD		WINNING PCT. RANK		LAST 10 GAMES		STRENGTH OF SCHEDULE		OPP. STRENGTH OF SCHEDULE		TEAM RPI		ADJ RPI		CONF. RPI		ADJ CONF. RPI	
DIV. I ONLY		16-7-0		.69565 35		6-3-0		154		4		57		.55086 57		4		4	
DIV. I NON-CONF.		10-3-0		.76923 27		0-0-0		165		4		36		.56614 36		4		4	
TOTALS		RPI 1-25		RPI 26-50		W-L RECORDS		RPI 51-100		RPI 101-150		RPI 150+							
16-7-0		0-0-0		1-2-0		OVERALL		5-4-0		3-1-0		7-0-0							
12-3-0		0-0-0		0-1-0		HOME		4-2-0		2-0-0		6-0-0							
3-2-0		0-0-0		1-0-0		AWAY		1-2-0		1-0-0		0-0-0							
1-2-0		0-0-0		0-1-0		NEUTRAL		0-0-0		0-1-0		1-0-0							
10-3-0		0-0-0		1-2-0		NON-CONFERENCE		2-1-0		3-0-0		4-0-0							
7-2-0		0-0-0		0-1-0		HOME		2-1-0		2-0-0		3-0-0							
2-0-0		0-0-0		1-0-		AWAY		0-0-0		1-0-0		0-0-0							
1-1-0		0-0-0		0-1-0		NEUTRAL		0-0-0		0-0-0		1-0-0							
6-4-0		0-0-0		0-0-0		CONFERENCE		3-3-0		0-1-0		3-0-0							
5-1-0		0-0-0		0-0-0		HOME		2-1-0		0-0-0		3-0-0							
1-2-0		0-0-0		0-0-0		AWAY		1-2-0		0-0-0		0-0-0							
0-1-0		0-0-0		0-0-0		NEUTRAL		0-0-0		0-1-0		0-0-0							
RPI	S	Opponent		Score		RPI	S	Opponent		Score		RPI	S	Opponent		Score			
				29	H	Vanderbilt	3	6	53	H	Baylor	3	0	103	H	Loyola Marymount	12	1	
				49	N	Illinois	3	5	53	H	Baylor	5	2	114	N	Southern California	2	3	
				50	A	Minnesota	6	1	53	H	Baylor	6	8	117	A	Cal St. Fullerton	12	2	
									60	A	California	4	2	135	H	Pepperdine	2	1	
									60	A	California	2	5	172	H	Washington St.	8	5	
									60	A	California	3	8	172	H	Washington St.	5	4	
									100	H	Arizona St.	0	4	172	H	Washington St.	6	5	
									100	H	Arizona St.	5	4	201	H	Portland	13	0	
									100	H	Arizona St.	12	1	201	H	Portland	7	2	
														201	H	Portland	15	3	
														245	N	Michigan St.	4	1	
				LAST 10 GAMES															
				60	A	California	3	8	100	H	Arizona St.	5	4						
				60	A	California	4	2	172	H	Washington St.	5	4						
				60	A	California	2	5	172	H	Washington St.	8	5						
				100	H	Arizona St.	0	4	172	H	Washington St.	6	5						
				100	H	Arizona St.	12	1	114	N	Southern California	2	3						

Non-Div. I Games:

UCLA

Average RPI Win:		212	WON-LOST RECORD		WINNING PCT. RANK		LAST 10 GAMES		STRENGTH OF SCHEDULE		OPP. STRENGTH OF SCHEDULE		TEAM RPI		ADJ RPI		CONF. RPI		ADJ CONF. RPI	
DIV. I ONLY		15-10-0		.6 80		8-2-0		122		254		58		.55068 58		28		28		
DIV. I NON-CONF.		10-9-0		.52632 133		3-1-0		52		261		38		.56371 38		29		29		
TOTALS		RPI 1-25		RPI 26-50		W-L RECORDS		RPI 51-100		RPI 101-150		RPI 150+								
15-10-0		0-0-0		0-1-0		OVERALL		1-4-0		2-3-0		12-2-0								
2-1-0		0-0-0		0-0-0		HOME		0-0-0		2-1-0		0-0-0								
13-8-0		0-0-0		0-1-0		AWAY		1-4-0		0-1-0		12-2-0								
0-1-0		0-0-0		0-0-0		NEUTRAL		0-0-0		0-1-0		0-0-0								
10-9-0		0-0-0		0-1-0		NON-CONFERENCE		1-4-0		0-2-0		9-2-0								
0-0-0		0-0-0		0-0-0		HOME		0-0-0		0-0-0		0-0-0								
10-8-0		0-0-0		0-0-		AWAY		1-4-0		0-1-0		9-2-0								
0-1-0		0-0-0		0-0-0		NEUTRAL		0-0-0		0-1-0		0-0-0								
5-1-0		0-0-0		0-0-0		CONFERENCE		0-0-0		2-1-0		3-0-0								
2-1-0		0-0-0		0-0-0		HOME		0-0-0		2-1-0		0-0-0								
3-0-0		0-0-0		0-0-0		AWAY		0-0-0		0-0-0		3-0-0								
0-0-0		0-0-0		0-0-0		NEUTRAL		0-0-0		0-0-0		0-0-0								
RPI	S	Opponent		Score		RPI	S	Opponent		Score		RPI	S	Opponent		Score				
				32	A	Stetson		0	10	67	A	St. John's (NY)	1	3	102	N	Virginia Tech	7	18	
										68	A	UCF	8	10	111	A	Rutgers	4	11	
										68	A	UCF	3	6	122	H	Bryant	8	6	
										68	A	UCF	0	12	122	H	Bryant	1	3	
										80	A	Fordham	10	7	122	H	Bryant	3	2	
															164	A	N. C. Central	3	12	
															164	A	N. C. Central	4	10	
															164	A	N. C. Central	7	6	
															166	A	Stony Brook	7	2	
															166	A	Stony Brook	14	6	
															166	A	Stony Brook	7	3	
															219	A	Saint Joseph's	11	1	
															273	A	La Salle	15	3	
															283	A	Sacred Heart	14	7	
															283	A	Sacred Heart	14	3	
															283	A	Sacred Heart	9	4	
															284	A	Villanova	8	4	
															285	A	Coppin St.	9	0	
															285	A	Coppin St.	3	2	
				LAST 10 GAMES																
				283	A	Sacred Heart		14	7	122	H	Bryant		3	2					
				283	A	Sacred Heart		9	4	122	H	Bryant		8	6					
				283	A	Sacred Heart		14	3	284	A	Villanova		8	4					
				67	A	St. John's (NY)		1	3	273	A	La Salle		15	3					
				122	H	Bryant		1	3	219	A	Saint Joseph's		11	1					

Non-Div. I Games:

Wagner

Average RPI Win:		142	WON-LOST RECORD		WINNING PCT. RANK	LAST 10 GAMES		STRENGTH OF SCHEDULE		OPP. STRENGTH OF SCHEDULE		TEAM RPI	ADJ RPI	CONF. RPI	ADJ CONF. RPI		
Average RPI Loss:		72															
DIV. I ONLY			16-9-0		.64	57	6-3-0		91		64		59	.55063	59	8	8
DIV. I NON-CONF.			16-9-0		.64	75	6-3-0		85		61		61	.55063	61	7	7
TOTALS		RPI 1-25		RPI 26-50		W-L RECORDS		RPI 51-100		RPI 101-150		RPI 150+					
16-9-0		0-3-0		4-2-0		OVERALL		4-2-0		2-1-0		6-1-0					
13-4-0		0-0-0		1-0-0		HOME		4-2-0		2-1-0		6-1-0					
3-5-0		0-3-0		3-2-0		AWAY		0-0-0		0-0-0		0-0-0					
0-0-0		0-0-0		0-0-0		NEUTRAL		0-0-0		0-0-0		0-0-0					
16-9-0		0-3-0		4-2-0		NON-CONFERENCE		4-2-0		2-1-0		6-1-0					
13-4-0		0-0-0		1-0-0		HOME		4-2-0		2-1-0		6-1-0					
3-5-0		0-3-0		3-0-		AWAY		0-0-0		0-0-0		0-0-0					
0-0-0		0-0-0		0-0-0		NEUTRAL		0-0-0		0-0-0		0-0-0					
0-0-0		0-0-0		0-0-0		CONFERENCE		0-0-0		0-0-0		0-0-0					
0-0-0		0-0-0		0-0-0		HOME		0-0-0		0-0-0		0-0-0					
0-0-0		0-0-0		0-0-0		AWAY		0-0-0		0-0-0		0-0-0					
0-0-0		0-0-0		0-0-0		NEUTRAL		0-0-0		0-0-0		0-0-0					
RPI	S	Opponent		Score		RPI	S	Opponent		Score		RPI	S	Opponent		Score	
4	A	Clemson		1	12	44	A	Sam Houston St.		21	3	53	H	Baylor		2	5
4	A	Clemson		1	9	44	A	Sam Houston St.		9	7	78	H	Xavier		12	5
4	A	Clemson		2	3	44	A	Sam Houston St.		5	6	78	H	Xavier		14	2
						47	A	Oklahoma		3	15	99	H	Air Force		7	1
						47	H	Oklahoma		5	2	99	H	Air Force		11	3
						48	A	Oklahoma St.		6	4	99	H	Air Force		0	6
						LAST 10 GAMES											
						78	H	Xavier		14	2	44	A	Sam Houston St.		9	7
						78	H	Xavier		12	5	53	H	Baylor		2	5
						272	H	Southern U.		10	3	248	H	Brown		5	9
						44	A	Sam Houston St.		21	3	248	H	Brown		14	4
						44	A	Sam Houston St.		5	6	248	H	Brown		17	2

Non-Div. I Games:

DBU

Average RPI Win:		151	WON-LOST RECORD		WINNING PCT. RANK	LAST 10 GAMES		STRENGTH OF SCHEDULE		OPP. STRENGTH OF SCHEDULE		TEAM RPI	ADJ RPI		CONF. RPI	ADJ CONF. RPI			
DIV. I ONLY			16-10-0		.61538	68	4-6-0		58		92		60	.55056		60	4	4	
DIV. I NON-CONF.			13-4-0		.76471	28	1-0-0		201		113		59	.55159		59	4	4	
TOTALS		RPI 1-25		RPI 26-50		W-L RECORDS		RPI 51-100		RPI 101-150		RPI 150+							
16-10-0		1-6-0		0-0-0		OVERALL		6-3-0		0-0-0		9-1-0							
12-4-0		0-3-0		0-0-0		HOME		3-1-0		0-0-0		9-0-0							
3-3-0		1-2-0		0-0-0		AWAY		2-1-0		0-0-0		0-0-0							
1-3-0		0-1-0		0-0-0		NEUTRAL		1-1-0		0-0-0		0-1-0							
13-4-0		0-1-0		0-0-0		NON-CONFERENCE		4-2-0		0-0-0		9-1-0							
10-0-0		0-0-0		0-0-0		HOME		1-0-0		0-0-0		9-0-0							
2-1-0		0-0-0		0-0-		AWAY		2-1-0		0-0-0		0-0-0							
1-3-0		0-1-0		0-0-0		NEUTRAL		1-1-0		0-0-0		0-1-0							
3-6-0		1-5-0		0-0-0		CONFERENCE		2-1-0		0-0-0		0-0-0							
2-4-0		0-3-0		0-0-0		HOME		2-1-0		0-0-0		0-0-0							
1-2-0		1-2-0		0-0-0		AWAY		0-0-0		0-0-0		0-0-0							
0-0-0		0-0-0		0-0-0		NEUTRAL		0-0-0		0-0-0		0-0-0							
RPI	S	Opponent		Score		RPI	S	Opponent		Score		RPI	S	Opponent		Score			
16	N	Texas A&M		5	9			53	N	Baylor		8	2	177	H	UC Davi s		9	3
22	A	Oregon		2	7			57	H	UCLA		8	3	197	N	Ci nci nnati		1	3
22	A	Oregon		5	8			57	H	UCLA		2	4	208	H	CSU Bakersfi el d		23	2
22	A	Oregon		5	3			57	H	UCLA		5	2	208	H	CSU Bakersfi el d		5	3
23	H	Oregon St.		4	10			62	N	Loui si ana Tech		6	10	208	H	CSU Bakersfi el d		17	6
23	H	Oregon St.		3	4			65	A	San Di ego		6	1	208	H	CSU Bakersfi el d		13	2
23	H	Oregon St.		4	6			65	A	San Di ego		8	11	248	H	Brown		10	9
								78	H	Xavi er		13	3	248	H	Brown		4	3
								85	A	San Franci sco		5	4	248	H	Brown		7	6
														248	H	Brown		11	6
						LAST 10 GAMES													
						57	H	UCLA		8	3	22	A	Oregon		2	7		
						57	H	UCLA		2	4	22	A	Oregon		5	8		
						57	H	UCLA		5	2	23	H	Oregon St.		4	6		
						177	H	UC Davi s		9	3	23	H	Oregon St.		4	10		
						22	A	Oregon		5	3	23	H	Oregon St.		3	4		

Non-Div. I Games:

Cal i forni a

Average RPI Win: 141		WON-LOST	WINNING	LAST 10	STRENGTH OF		OPP. STRENGTH	TEAM	ADJ		CONF.	ADJ CONF.		
Average RPI Loss: 51		RECORD	PCT. RANK	GAMES	SCHEDULE		OF SCHEDULE	RPI	RPI		RPI	RPI		
DIV. I ONLY		16-11-0	.59259	90	7-3-0		90	41	61		6	6		
DIV. I NON-CONF.		8-8-0	.5	141	1-1-0		17	31	50		5	5		
TOTALS		RPI 1-25	RPI 26-50		W-L RECORDS		RPI 51-100		RPI 101-150		RPI 150+			
16-11-0		0-6-0	2-0-0		OVERALL		2-2-0		6-3-0		6-0-0			
10-3-0		0-1-0	1-0-0		HOME		0-0-0		3-2-0		6-0-0			
3-7-0		0-4-0	0-0-0		AWAY		1-2-0		2-1-0		0-0-0			
3-1-0		0-1-0	1-0-0		NEUTRAL		1-0-0		1-0-0		0-0-0			
8-8-0		0-6-0	2-0-0		NON-CONFERENCE		1-1-0		2-1-0		3-0-0			
5-2-0		0-1-0	1-0-0		HOME		0-0-0		1-1-0		3-0-0			
0-5-0		0-4-0	0-0-		AWAY		0-1-0		0-0-0		0-0-0			
3-1-0		0-1-0	1-0-0		NEUTRAL		1-0-0		1-0-0		0-0-0			
8-3-0		0-0-0	0-0-0		CONFERENCE		1-1-0		4-2-0		3-0-0			
5-1-0		0-0-0	0-0-0		HOME		0-0-0		2-1-0		3-0-0			
3-2-0		0-0-0	0-0-0		AWAY		1-1-0		2-1-0		0-0-0			
0-0-0		0-0-0	0-0-0		NEUTRAL		0-0-0		0-0-0		0-0-0			
RPI	S	Opponent	Score		RPI	S	Opponent	Score		RPI	S	Opponent	Score	
2	A	Texas Tech	1	8	40	H	Southern Miss.	10	9	102	N	Virginia Tech	7	5
2	A	Texas Tech	2	5	47	N	Oklahoma	6	5	107	A	Louisiana	1	2
2	A	Texas Tech	7	9						107	A	Louisiana	11	5
2	A	Texas Tech	2	14						107	A	Louisiana	7	3
9	H	Auburn	6	7						127	H	Southeastern La.	6	1
17	N	Indiana	4	8						130	H	La. -Monroe	5	3
										130	H	La. -Monroe	6	0
										130	H	La. -Monroe	6	12
										136	H	New Orleans	2	8
										195	H	Appalachian St.	5	0
										195	H	Appalachian St.	2	0
										195	H	Appalachian St.	9	1
										250	H	Hartford	17	1
										250	H	Hartford	9	3
										250	H	Hartford	6	3
LAST 10 GAMES														
					195	H	Appalachian St.	2	0	69	A	Georgia St.	2	7
					195	H	Appalachian St.	5	0	127	H	Southeastern La.	6	1
					195	H	Appalachian St.	9	1	130	H	La. -Monroe	6	12
					136	H	New Orleans	2	8	130	H	La. -Monroe	5	3
					69	A	Georgia St.	12	4	130	H	La. -Monroe	6	0

Non-Div. I Games:

South Ala.

Average RPI Win:		145	WON-LOST RECORD		WINNING PCT. RANK		LAST 10 GAMES		STRENGTH OF SCHEDULE		OPP. STRENGTH OF SCHEDULE		TEAM RPI		ADJ RPI		CONF. RPI		ADJ CONF. RPI					
DIV. I ONLY			22-8-0		.73333		23		8-2-0		196		38		62		.54977		62		12		12	
DIV. I NON-CONF.			15-6-0		.71429		41		3-0-0		213		60		71		.54526		71		13		13	
TOTALS		RPI 1-25		RPI 26-50		W-L RECORDS		RPI 51-100		RPI 101-150		RPI 150+												
22-8-0		1-0-0		0-1-0		OVERALL		1-1-0		10-4-0		10-2-0												
13-3-0		0-0-0		0-0-0		HOME		0-0-0		6-2-0		7-1-0												
7-4-0		0-0-0		0-1-0		AWAY		0-0-0		4-2-0		3-1-0												
2-1-0		1-0-0		0-0-0		NEUTRAL		1-1-0		0-0-0		0-0-0												
15-6-0		1-0-0		0-1-0		NON-CONFERENCE		1-1-0		5-3-0		8-1-0												
8-2-0		0-0-0		0-0-0		HOME		0-0-0		1-1-0		7-1-0												
5-3-0		0-0-0		0-0-		AWAY		0-0-0		4-2-0		1-0-0												
2-1-0		1-0-0		0-0-0		NEUTRAL		1-1-0		0-0-0		0-0-0												
7-2-0		0-0-0		0-0-0		CONFERENCE		0-0-0		5-1-0		2-1-0												
5-1-0		0-0-0		0-0-0		HOME		0-0-0		5-1-0		0-0-0												
2-1-0		0-0-0		0-0-0		AWAY		0-0-0		0-0-0		2-1-0												
0-0-0		0-0-0		0-0-0		NEUTRAL		0-0-0		0-0-0		0-0-0												
RPI	S	Opponent		Score		RPI	S	Opponent		Score		RPI	S	Opponent		Score								
16	N	Texas A&M		4 2		41	A	Little Rock		1 2		53	N	Bayl or		1 6								
												60	N	Cal i forni a		10 6								
												118	H	Ri ce		8 2								
												118	H	Ri ce		6 4								
												118	H	Ri ce		7 3								
												130	A	La. -Monroe		7 0								
												130	H	La. -Monroe		6 1								
												134	A	Northwestern St.		6 3								
												134	H	Northwestern St.		4 6								
												135	A	Pepperdi ne		0 1								
												135	A	Pepperdi ne		3 2								
135	A	Pepperdi ne		1 2																				
135	A	Pepperdi ne		9 3																				
140	H	FIU		7 6																				
140	H	FIU		3 0																				
140	H	FIU		7 9																				
157	A	UAB		0 3																				
157	A	UAB		9 4																				
157	A	UAB		7 6																				
165	H	SIUE		4 1																				
165	H	SIUE		13 1																				
165	H	SIUE		2 5																				
169	A	McNeese		9 2																				
169	H	McNeese		5 1																				
187	H	Houston Baptist		9 3																				
187	H	Houston Baptist		5 3																				
187	H	Houston Baptist		3 1																				
270	H	Grambling		8 0																				
LAST 10 GAMES																								
140 H FIU						3 0						157 A UAB						7 6						
140 H FIU						7 6						157 A UAB						0 3						
140 H FIU						7 9						130 H La. -Monroe						6 1						
169 A McNeese						9 2						134 A Northwestern St.						6 3						
157 A UAB						9 4						118 H Ri ce						7 3						

**Non-Div. I Games:**

Louisi ana Tech

Average RPI Win:		188	WON-LOST		WINNING		LAST 10		STRENGTH OF		OPP. STRENGTH		TEAM	ADJ		CONF.	ADJ CONF.
Average RPI Loss:		115	RECORD		PCT. RANK		GAMES		SCHEDULE		OF SCHEDULE		RPI	RPI		RPI	RPI
DIV. I ONLY			15-9-0		.625 61		6-4-0		173		111		63	.54738 63		21	21
DIV. I NON-CONF.			11-7-0		.61111 84		2-2-0		196		33		48	.55791 48		21	21
TOTALS		RPI 1-25		RPI 26-50		W-L RECORDS		RPI 51-100		RPI 101-150		RPI 150+					
15-9-0		1-2-0		1-2-0		OVERALL		1-1-0		0-0-0		12-4-0					
2-2-0		0-0-0		0-0-0		HOME		0-0-0		0-0-0		2-2-0					
13-7-0		1-2-0		1-2-0		AWAY		1-1-0		0-0-0		10-2-0					
0-0-0		0-0-0		0-0-0		NEUTRAL		0-0-0		0-0-0		0-0-0					
11-7-0		1-2-0		1-2-0		NON-CONFERENCE		1-1-0		0-0-0		8-2-0					
1-0-0		0-0-0		0-0-0		HOME		0-0-0		0-0-0		1-0-0					
10-7-0		1-2-0		1-0-		AWAY		1-1-0		0-0-0		7-2-0					
0-0-0		0-0-0		0-0-0		NEUTRAL		0-0-0		0-0-0		0-0-0					
4-2-0		0-0-0		0-0-0		CONFERENCE		0-0-0		0-0-0		4-2-0					
1-2-0		0-0-0		0-0-0		HOME		0-0-0		0-0-0		1-2-0					
3-0-0		0-0-0		0-0-0		AWAY		0-0-0		0-0-0		3-0-0					
0-0-0		0-0-0		0-0-0		NEUTRAL		0-0-0		0-0-0		0-0-0					
RPI	S	Opponent		Score		RPI	S	Opponent		Score		RPI	S	Opponent		Score	
11	A	Arkansas		2	7	44	A	Sam Houston St.		7	4	98	A	Notre Dame		1	2
11	A	Arkansas		4	11	44	A	Sam Houston St.		6	12	98	A	Notre Dame		4	1
11	A	Arkansas		10	4	44	A	Sam Houston St.		1	5			168 A Middle Tenn.		14	5
														181 A Lipscomb		3	1
														184 A Winthrop		2	8
														184 A Winthrop		9	1
														184 A Winthrop		7	5
														193 H Ball St.		2	7
														193 H Ball St.		11	0
														193 H Ball St.		1	5
														238 A Western Mich.		6	2
														238 A Western Mich.		12	6
														238 A Western Mich.		8	3
														259 A Western Caro.		7	4
														259 A Western Caro.		6	4
														259 A Western Caro.		2	9
														260 A Belmont		17	3
														268 H Youngstown St.		7	2
LAST 10 GAMES																	
						238	A	Western Mich.		12	6	193	H	Ball St.		2	7
						238	A	Western Mich.		6	2	193	H	Ball St.		11	0
						238	A	Western Mich.		8	3	193	H	Ball St.		1	5
						98	A	Notre Dame		1	2	268	H	Youngstown St.		7	2
						98	A	Notre Dame		4	1	259	A	Western Caro.		2	9

Non-Div. I Games:

Kent St.

Average RPI Win:		158	WON-LOST RECORD		WINNING PCT. RANK		LAST 10 GAMES		STRENGTH OF SCHEDULE		OPP. STRENGTH OF SCHEDULE		TEAM RPI		ADJ RPI		CONF. RPI		ADJ CONF. RPI				
DIV. I ONLY			17-11-0		.60714 74		5-5-0		28		93		64		.54574 64		1		1				
DIV. I NON-CONF.			13-6-0		.68421 56		1-1-0		152		201		117		.51654 117		1		1				
TOTALS		RPI 1-25		RPI 26-50		W-L RECORDS				RPI 51-100		RPI 101-150				RPI 150+							
17-11-0		2-7-0		0-0-0		OVERALL				3-0-0		0-1-0				12-3-0							
17-6-0		2-2-0		0-0-0		HOME				3-0-0		0-1-0				12-3-0							
0-4-0		0-4-0		0-0-0		AWAY				0-0-0		0-0-0				0-0-0							
0-1-0		0-1-0		0-0-0		NEUTRAL				0-0-0		0-0-0				0-0-0							
13-6-0		1-2-0		0-0-0		NON-CONFERENCE				0-0-0		0-1-0				12-3-0							
13-4-0		1-0-0		0-0-0		HOME				0-0-0		0-1-0				12-3-0							
0-1-0		0-1-0		0-0-		AWAY				0-0-0		0-0-0				0-0-0							
0-1-0		0-1-0		0-0-0		NEUTRAL				0-0-0		0-0-0				0-0-0							
4-5-0		1-5-0		0-0-0		CONFERENCE				3-0-0		0-0-0				0-0-0							
4-2-0		1-2-0		0-0-0		HOME				3-0-0		0-0-0				0-0-0							
0-3-0		0-3-0		0-0-0		AWAY				0-0-0		0-0-0				0-0-0							
0-0-0		0-0-0		0-0-0		NEUTRAL				0-0-0		0-0-0				0-0-0							
RPI	S	Opponent		Score		RPI	S	Opponent		Score		RPI	S	Opponent		Score		RPI	S	Opponent		Score	
3	H	Florida		15 7								52	H	Tennessee		6 1		143	H	Furman		4 6	
3	H	Florida		2 3								52	H	Tennessee		6 3		152	H	North Florida		5 2	
3	H	Florida		3 7								52	H	Tennessee		6 2		178	H	VMI		6 7	
4	A	Clemson		7 8														178	H	VMI		7 2	
4	H	Clemson		3 2														178	H	VMI		9 0	
4	N	Clemson		1 5														184	H	Winthrop		15 2	
8	A	Georgia		5 7														186	H	Davidson		5 4	
8	A	Georgia		0 3														188	H	Harvard		12 3	
8	A	Georgia		3 12														229	H	The Citadel		3 4	
																		233	H	Princeton		9 2	
																		233	H	Princeton		7 3	
																		233	H	Princeton		6 4	
																		236	H	N. C. A&T		12 2	
																		261	H	Charleston So.		14 2	
																		261	H	Charleston So.		7 0	
																		261	H	Charleston So.		2 4	
LAST 10 GAMES																							
						52	H	Tennessee		6 3		8	A	Georgia		3 12							
						52	H	Tennessee		6 2		8	A	Georgia		5 7							
						52	H	Tennessee		6 1		229	H	The Citadel		3 4							
						186	H	Davidson		5 4		3	H	Florida		2 3							
						8	A	Georgia		0 3		3	H	Florida		15 7							

Non-Div. I Games:

South Carolina



Average RPI Win:		112	WON-LOST RECORD		WINNING PCT. RANK		LAST 10 GAMES		STRENGTH OF SCHEDULE		OPP. STRENGTH OF SCHEDULE		TEAM RPI		ADJ RPI		CONF. RPI		ADJ CONF. RPI				
DIV. I ONLY			13-15-0		.46429 163		4-6-0		7		155		65		.54422 65		10		10				
DIV. I NON-CONF.			9-10-0		.47368 157		0-2-0		5		129		53		.55535 53		10		10				
TOTALS		RPI 1-25		RPI 26-50		W-L RECORDS		RPI 51-100		RPI 101-150		RPI 150+											
13-15-0		2-4-0		1-1-0		OVERALL		4-3-0		2-2-0		4-5-0											
8-8-0		2-3-0		0-1-0		HOME		3-1-0		0-0-0		3-3-0											
5-7-0		0-1-0		1-0-0		AWAY		1-2-0		2-2-0		1-2-0											
0-0-0		0-0-0		0-0-0		NEUTRAL		0-0-0		0-0-0		0-0-0											
9-10-0		2-4-0		1-1-0		NON-CONFERENCE		3-1-0		0-1-0		3-3-0											
7-6-0		2-3-0		0-1-0		HOME		3-1-0		0-0-0		2-1-0											
2-4-0		0-1-0		1-0-		AWAY		0-0-0		0-1-0		1-2-0											
0-0-0		0-0-0		0-0-0		NEUTRAL		0-0-0		0-0-0		0-0-0											
4-5-0		0-0-0		0-0-0		CONFERENCE		1-2-0		2-1-0		1-2-0											
1-2-0		0-0-0		0-0-0		HOME		0-0-0		0-0-0		1-2-0											
3-3-0		0-0-0		0-0-0		AWAY		1-2-0		2-1-0		0-0-0											
0-0-0		0-0-0		0-0-0		NEUTRAL		0-0-0		0-0-0		0-0-0											
RPI	S	Opponent		Score		RPI	S	Opponent		Score		RPI	S	Opponent		Score							
1	A	Stanford		0 3		45	A	San Di ego St.		3 2		117	A	Cal St. Fullerton		3 9							
11	H	Arkansas		7 6		45	H	San Di ego St.		3 9		147	A	Paci fi c		7 4							
17	H	Indi ana		4 8								147	A	Paci fi c		9 0							
17	H	Indi ana		6 5								147	A	Paci fi c		7 9							
17	H	Indi ana		4 10								175	A	Houston		3 4							
17	H	Indi ana		5 6								175	A	Houston		2 5							
												175	A	Houston		7 4							
												176	H	Santa Clara		7 16							
												176	H	Santa Clara		8 2							
												176	H	Santa Clara		2 13							
												197	H	Ci nci nnati		4 7							
												197	H	Ci nci nnati		4 3							
												232	H	Grand Canyon		8 4							
LAST 10 GAMES																							
85 A San Franci sco						5 0						147 A Paci fi c						9 0					
85 A San Franci sco						2 4						147 A Paci fi c						7 4					
85 A San Franci sco						4 8						117 A Cal St. Fullerton						3 9					
1 A Stanford						0 3						176 H Santa Clara						7 16					
147 A Paci fi c						7 9						176 H Santa Clara						8 2					

Non-Div. I Games:

San Di ego

Average RPI Win: 143		WON-LOST	WINNING	LAST 10	STRENGTH OF		OPP. STRENGTH	TEAM	ADJ		CONF.	ADJ CONF.
Average RPI Loss: 61		RECORD	PCT. RANK	GAMES	SCHEDULE		OF SCHEDULE	RPI	RPI		RPI	RPI
DIV. I ONLY		15-13-0	.53571	124	5-5-0		30	71	66		.54286	66
DIV. I NON-CONF.		13-9-0	.59091	98	3-1-0		31	91	57		.55214	57
TOTALS		RPI 1-25	RPI 26-50		W-L RECORDS		RPI 51-100		RPI 101-150		RPI 150+	
15-13-0		0-3-0	5-4-0		OVERALL		1-5-0		1-0-0		8-1-0	
11-6-0		0-1-0	5-4-0		HOME		1-1-0		0-0-0		5-0-0	
3-5-0		0-1-0	0-0-0		AWAY		0-3-0		0-0-0		3-1-0	
1-2-0		0-1-0	0-0-0		NEUTRAL		0-1-0		1-0-0		0-0-0	
13-9-0		0-3-0	3-3-0		NON-CONFERENCE		1-2-0		1-0-0		8-1-0	
9-5-0		0-1-0	3-3-0		HOME		1-1-0		0-0-0		5-0-0	
3-2-0		0-1-0	0-0-		AWAY		0-0-0		0-0-0		3-1-0	
1-2-0		0-1-0	0-0-0		NEUTRAL		0-1-0		1-0-0		0-0-0	
2-4-0		0-0-0	2-1-0		CONFERENCE		0-3-0		0-0-0		0-0-0	
2-1-0		0-0-0	2-1-0		HOME		0-0-0		0-0-0		0-0-0	
0-3-0		0-0-0	0-0-0		AWAY		0-3-0		0-0-0		0-0-0	
0-0-0		0-0-0	0-0-0		NEUTRAL		0-0-0		0-0-0		0-0-0	
RPI S	Opponent	Score	RPI S	Opponent	Score	RPI S	Opponent	Score	RPI S	Opponent	Score	
14 H	Creighton	3 13	30 H	Col. of Charleston	0 6	61 N	South Ala.	5 12	102 N	Virginia Tech	6 5	
17 N	Indiana	0 5	30 H	Col. of Charleston	7 3	75 H	Austin Peay	15 10	156 H	Incarnate Word	14 3	
19 A	Coastal Caro.	3 4	30 H	Col. of Charleston	0 8	75 H	Austin Peay	2 4	162 A	Elon	8 7	
			31 H	Mercer	13 6	86 A	TCU	2 4	212 A	Old Dominion	11 5	
			31 H	Mercer	4 11	86 A	TCU	2 12	212 A	Old Dominion	11 3	
			31 H	Mercer	12 3	86 A	TCU	0 6	212 A	Old Dominion	8 11	
			43 H	Texas	5 2				222 H	Omaha	3 0	
			43 H	Texas	5 9				273 H	La Salle	11 10	
			43 H	Texas	11 10				273 H	La Salle	5 1	
									273 H	La Salle	9 3	
LAST 10 GAMES												
			43 H	Texas	5 9	86 A	TCU	2 12				
			43 H	Texas	11 10	86 A	TCU	2 4				
			43 H	Texas	5 2	75 H	Austin Peay	2 4				
			222 H	Omaha	3 0	75 H	Austin Peay	15 10				
			86 A	TCU	0 6	30 H	Col. of Charleston	7 3				

Non-Div. I Games:

Kansas St.

Average RPI Win:		154	WON-LOST RECORD		WINNING PCT. RANK	LAST 10 GAMES	STRENGTH OF SCHEDULE		OPP. STRENGTH OF SCHEDULE	TEAM RPI	ADJ RPI	CONF. RPI	ADJ CONF. RPI				
Average RPI Loss:		92															
DIV. I ONLY			13-9-0		.59091	95	5-5-0		149	76	67	.54278	67	13	13		
DIV. I NON-CONF.			13-9-0		.59091	98	5-5-0		157	67	74	.54278	74	12	12		
TOTALS		RPI 1-25		RPI 26-50		W-L RECORDS		RPI 51-100		RPI 101-150		RPI 150+					
13-9-0		2-2-0		1-2-0		OVERALL		1-3-0		0-0-0		9-2-0					
2-3-0		1-2-0		0-0-0		HOME		1-0-0		0-0-0		0-1-0					
8-6-0		1-0-0		1-2-0		AWAY		0-3-0		0-0-0		6-1-0					
3-0-0		0-0-0		0-0-0		NEUTRAL		0-0-0		0-0-0		3-0-0					
13-9-0		2-2-0		1-2-0		NON-CONFERENCE		1-3-0		0-0-0		9-2-0					
2-3-0		1-2-0		0-0-0		HOME		1-0-0		0-0-0		0-1-0					
8-6-0		1-0-0		1-0-		AWAY		0-3-0		0-0-0		6-1-0					
3-0-0		0-0-0		0-0-0		NEUTRAL		0-0-0		0-0-0		3-0-0					
0-0-0		0-0-0		0-0-0		CONFERENCE		0-0-0		0-0-0		0-0-0					
0-0-0		0-0-0		0-0-0		HOME		0-0-0		0-0-0		0-0-0					
0-0-0		0-0-0		0-0-0		AWAY		0-0-0		0-0-0		0-0-0					
0-0-0		0-0-0		0-0-0		NEUTRAL		0-0-0		0-0-0		0-0-0					
RPI	S	Opponent		Score		RPI	S	Opponent		Score		RPI	S	Opponent		Score	
12	A	North Carolina		5	2	50	A	Minnesota		11	5	58	H	Wagner		3	1
24	H	UConn		0	1	50	A	Minnesota		3	6	95	A	Kansas		5	6
24	H	UConn		1	3	50	A	Minnesota		8	9	95	A	Kansas		4	7
24	H	UConn		14	4							95	A	Kansas		1	6

Non-Div. I Games:

St. John's (NY)

UCF

Average RPI Win:		165	WON-LOST RECORD		WINNING PCT. RANK		LAST 10 GAMES		STRENGTH OF SCHEDULE		OPP. STRENGTH OF SCHEDULE		TEAM RPI		ADJ RPI		CONF. RPI		ADJ CONF. RPI	
DIV. I ONLY			20-9-0		.68966 38		5-5-0		155		42		68		.54238 68		5		5	
DIV. I NON-CONF.			17-6-0		.73913 30		2-2-0		190		54		70		.54583 70		6		6	
TOTALS		RPI 1-25		RPI 26-50		W-L RECORDS		RPI 51-100		RPI 101-150		RPI 150+								
20-9-0		3-4-0		0-1-0		OVERALL		4-1-0		2-2-0		11-1-0								
16-5-0		2-2-0		0-0-0		HOME		4-1-0		1-2-0		9-0-0								
4-4-0		1-2-0		0-1-0		AWAY		0-0-0		1-0-0		2-1-0								
0-0-0		0-0-0		0-0-0		NEUTRAL		0-0-0		0-0-0		0-0-0								
17-6-0		2-2-0		0-1-0		NON-CONFERENCE		4-1-0		2-2-0		9-0-0								
15-3-0		1-0-0		0-0-0		HOME		4-1-0		1-2-0		9-0-0								
2-3-0		1-2-0		0-0-		AWAY		0-0-0		1-0-0		0-0-0								
0-0-0		0-0-0		0-0-0		NEUTRAL		0-0-0		0-0-0		0-0-0								
3-3-0		1-2-0		0-0-0		CONFERENCE		0-0-0		0-0-0		2-1-0								
1-2-0		1-2-0		0-0-0		HOME		0-0-0		0-0-0		0-0-0								
2-1-0		0-0-0		0-0-0		AWAY		0-0-0		0-0-0		2-1-0								
0-0-0		0-0-0		0-0-0		NEUTRAL		0-0-0		0-0-0		0-0-0								
RPI	S	Opponent		Score		RPI	S	Opponent		Score		RPI	S	Opponent		Score				
3	A	Florida		4	2	32	A	Stetson		0	1	116	A	Bethune-Cookman		6	1			
3	H	Florida		9	7							118	H	Rice		4	5			
7	A	Florida St.		4	6							128	H	Virginia		6	3			
7	A	Florida St.		3	13							145	H	Samford		4	5			
10	H	East Carolina		9	1							216	A	Memphis		7	1			
10	H	East Carolina		4	12							216	A	Memphis		9	3			
10	H	East Carolina		6	11							216	A	Memphis		0	9			
												249	H	Chicago St.		20	1			
												249	H	Chicago St.		8	0			
												249	H	Chicago St.		10	0			
												252	H	Siena		10	8			
												252	H	Siena		2	0			
												252	H	Siena		1	0			
												290	H	Savannah St.		4	0			
												290	H	Savannah St.		6	0			
												290	H	Savannah St.		15	4			
LAST 10 GAMES																				
						216	A	Memphis		9	3	10	H	East Carolina		9	1			
						216	A	Memphis		7	1	7	A	Florida St.		3	13			
						216	A	Memphis		0	9	7	A	Florida St.		4	6			
						10	H	East Carolina		6	11	249	H	Chicago St.		8	0			
						10	H	East Carolina		4	12	249	H	Chicago St.		20	1			

Non-Div. I Games:

UCF

Average RPI Win:		109	WON-LOST RECORD		WINNING PCT. RANK		LAST 10 GAMES		STRENGTH OF SCHEDULE		OPP. STRENGTH OF SCHEDULE		TEAM RPI		ADJ RPI		CONF. RPI		ADJ CONF. RPI	
DIV. I ONLY			12-14-0		.46154 167		2-8-0		12		34		69		.54201 69		6		6	
DIV. I NON-CONF.			10-8-0		.55556 116		0-2-0		13		43		47		.55831 47		5		5	
TOTALS		RPI 1-25		RPI 26-50		W-L RECORDS		RPI 51-100		RPI 101-150		RPI 150+								
12-14-0		0-5-0		2-3-0		OVERALL		4-5-0		3-1-0		3-0-0								
8-8-0		0-4-0		1-1-0		HOME		4-2-0		0-1-0		3-0-0								
4-6-0		0-1-0		1-2-0		AWAY		0-3-0		3-0-0		0-0-0								
0-0-0		0-0-0		0-0-0		NEUTRAL		0-0-0		0-0-0		0-0-0								
10-8-0		0-5-0		1-1-0		NON-CONFERENCE		3-1-0		3-1-0		3-0-0								
7-7-0		0-4-0		1-1-0		HOME		3-1-0		0-1-0		3-0-0								
3-1-0		0-1-0		0-0-		AWAY		0-0-0		3-0-0		0-0-0								
0-0-0		0-0-0		0-0-0		NEUTRAL		0-0-0		0-0-0		0-0-0								
2-6-0		0-0-0		1-2-0		CONFERENCE		1-4-0		0-0-0		0-0-0								
1-1-0		0-0-0		0-0-0		HOME		1-1-0		0-0-0		0-0-0								
1-5-0		0-0-0		1-2-0		AWAY		0-3-0		0-0-0		0-0-0								
0-0-0		0-0-0		0-0-0		NEUTRAL		0-0-0		0-0-0		0-0-0								
RPI	S	Opponent		Score		RPI	S	Opponent		Score		RPI	S	Opponent		Score				
5	H	Ole Miss		3	5	36	H	Georgi a Tech		6	12	55	H	Jacksonville		6	2			
5	H	Ole Miss		2	16	38	A	Troy		4	14	55	H	Jacksonville		3	5			
8	H	Georgia		2	12	38	A	Troy		3	8	55	H	Jacksonville		7	0			
9	A	Auburn		2	3	38	A	Troy		5	2	61	H	South Ala.		7	2			
24	H	UConn		1	10	50	H	Min nesota		9	6	61	H	South Ala.		4	12			
												70	H	Bradley		3	1			
												90	A	UT Arl ington		5	6			
												90	A	UT Arl ington		10	12			
												90	A	UT Arl ington		4	6			
LAST 10 GAMES																				
38 A Troy						3	8	61 H South Ala.						7	2					
38 A Troy						5	2	8 H Georgi a						2	12					
38 A Troy						4	14	90 A UT Arl ington						5	6					
121 H Kennesaw St.						9	15	90 A UT Arl ington						10	12					
61 H South Ala.						4	12	90 A UT Arl ington						4	6					

Non-Div. I Games: Morehouse 7 4

Georgia St.

Average RPI Win: 199		WON-LOST RECORD		WINNING PCT. RANK		LAST 10 GAMES		STRENGTH OF SCHEDULE		OPP. STRENGTH OF SCHEDULE		TEAM RPI		ADJ RPI		CONF. RPI		ADJ CONF. RPI	
DIV. I ONLY		13-7-0		.65 50		5-4-0		205		136		70		.54196 70		8		8	
DIV. I NON-CONF.		11-6-0		.64706 68		3-3-0		193		158		64		.54982 64		7		7	
TOTALS		RPI 1-25		RPI 26-50		W-L RECORDS		RPI 51-100		RPI 101-150		RPI 150+							
13-7-0		0-0-0		1-1-0		OVERALL		1-4-0		1-0-0		10-2-0							
1-0-0		0-0-0		0-0-0		HOME		0-0-0		0-0-0		1-0-0							
8-6-0		0-0-0		1-1-0		AWAY		1-4-0		1-0-0		5-1-0							
4-1-0		0-0-0		0-0-0		NEUTRAL		0-0-0		0-0-0		4-1-0							
11-6-0		0-0-0		1-1-0		NON-CONFERENCE		1-4-0		1-0-0		8-1-0							
1-0-0		0-0-0		0-0-0		HOME		0-0-0		0-0-0		1-0-0							
6-5-0		0-0-0		1-0-		AWAY		1-4-0		1-0-0		3-0-0							
4-1-0		0-0-0		0-0-0		NEUTRAL		0-0-0		0-0-0		4-1-0							
2-1-0		0-0-0		0-0-0		CONFERENCE		0-0-0		0-0-0		2-1-0							
0-0-0		0-0-0		0-0-0		HOME		0-0-0		0-0-0		0-0-0							
2-1-0		0-0-0		0-0-0		AWAY		0-0-0		0-0-0		2-1-0							
0-0-0		0-0-0		0-0-0		NEUTRAL		0-0-0		0-0-0		0-0-0							
RPI	S	Opponent		Score		RPI	S	Opponent		Score		RPI	S	Opponent		Score			
				34	A	Iowa	9	13	55	A	Jacksonville	5	9	121	A	Kennesaw St.	6	4	
				36	A	Georgi a Tech	10	7	55	A	Jacksonville	12	8	163	A	Val parai so	5	4	
									55	A	Jacksonville	5	7	163	A	Val parai so	2	5	
									68	A	UCF	5	6	163	A	Val parai so	10	4	
									69	A	Georgi a St.	1	3	213	N	Massachusetts	6	3	
														213	N	Massachusetts	2	6	
														249	H	Chi cago St.	16	1	
														260	A	Bel mont	14	10	
														260	A	Bel mont	7	4	
														260	A	Bel mont	7	2	
														269	N	South Dakota St.	8	6	
														269	N	South Dakota St.	4	2	
														269	N	South Dakota St.	5	1	
LAST 10 GAMES				163	A	Val parai so	10	4	213	N	Massachusetts	6	3	213	N	Massachusetts	2	6	
				163	A	Val parai so	2	5	68	A	UCF	5	6	55	A	Jacksonville	12	8	
				163	A	Val parai so	5	4	55	A	Jacksonville	12	8	55	A	Jacksonville	5	9	
				34	A	Iowa	9	13											
				249	H	Chi cago St.	16	1											

Non-Div. I Games: Webber Int'l 11 1

Bradley

[illegible]

**Non-Div. I Games:**

Washington

Average RPI Win:		125	WON-LOST RECORD		WINNING PCT. RANK	LAST 10 GAMES		STRENGTH OF SCHEDULE		OPP. STRENGTH OF SCHEDULE		TEAM RPI	ADJ RPI	CONF. RPI	ADJ CONF. RPI		
Average RPI Loss:		83															
DIV. I ONLY			10-13-0		.43478	191	2-8-0		41	138		72	.54181	72	8	8	
DIV. I NON-CONF.			9-11-0		.45	173	1-6-0		30	139		44	.55971	44	7	7	
TOTALS		RPI 1-25		RPI 26-50		W-L RECORDS		RPI 51-100		RPI 101-150		RPI 150+					
10-13-0		0-2-0		1-2-0		OVERALL		3-5-0		3-3-0		3-1-0					
1-4-0		0-2-0		0-0-0		HOME		0-0-0		1-2-0		0-0-0					
9-9-0		0-0-0		1-2-0		AWAY		3-5-0		2-1-0		3-1-0					
0-0-0		0-0-0		0-0-0		NEUTRAL		0-0-0		0-0-0		0-0-0					
9-11-0		0-2-0		1-2-0		NON-CONFERENCE		3-5-0		2-1-0		3-1-0					
0-2-0		0-2-0		0-0-0		HOME		0-0-0		0-0-0		0-0-0					
9-9-0		0-0-0		1-0-		AWAY		3-5-0		2-1-0		3-1-0					
0-0-0		0-0-0		0-0-0		NEUTRAL		0-0-0		0-0-0		0-0-0					
1-2-0		0-0-0		0-0-0		CONFERENCE		0-0-0		1-2-0		0-0-0					
1-2-0		0-0-0		0-0-0		HOME		0-0-0		1-2-0		0-0-0					
0-0-0		0-0-0		0-0-0		AWAY		0-0-0		0-0-0		0-0-0					
0-0-0		0-0-0		0-0-0		NEUTRAL		0-0-0		0-0-0		0-0-0					
RPI	S	Opponent		Score		RPI	S	Opponent		Score		RPI	S	Opponent		Score	
14	H	Creighton		5	7	42	A	Tennessee Tech		4	7	71	A	Washington		3	2
14	H	Creighton		1	5	42	A	Tennessee Tech		16	8	71	A	Washington		2	5
						42	A	Tennessee Tech		17	30	71	A	Washington		13	6
												71	A	Washington		5	4
												89	A	Hawai i		1	6
												89	A	Hawai i		6	7
												89	A	Hawai i		3	7
												89	A	Hawai i		6	7
														158 A Morehead St.		5	6
														158 A Morehead St.		13	10
														158 A Morehead St.		18	7
														294 A Western Ill.		8	4
						LAST 10 GAMES											
						126	H	Southern Ill.		6	5	14	H	Creighton		1	5
						126	H	Southern Ill.		5	7	89	A	Hawai i		6	7
						126	H	Southern Ill.		4	6	89	A	Hawai i		3	7
						294	A	Western Ill.		8	4	89	A	Hawai i		6	7
						14	H	Creighton		5	7	89	A	Hawai i		1	6

Non-Div. I Games:

Illinois St.



Average RPI Win:		150	WON-LOST RECORD		WINNING PCT. RANK		LAST 10 GAMES		STRENGTH OF SCHEDULE		OPP. STRENGTH OF SCHEDULE		TEAM RPI		ADJ RPI		CONF. RPI		ADJ CONF. RPI		
DIV. I ONLY			14-14-0		.5	142	4-6-0		22		148		73		.54049		73	9		9	
DIV. I NON-CONF.			12-10-0		.54545	123	2-2-0		57		175		80		.5384		79	8		8	
TOTALS		RPI 1-25		RPI 26-50		W-L RECORDS		RPI 51-100		RPI 101-150		RPI 150+									
14-14-0		1-5-0		1-2-0		OVERALL		1-2-0		2-2-0		9-3-0									
6-5-0		0-0-0		1-2-0		HOME		0-0-0		1-1-0		4-2-0									
3-6-0		1-3-0		0-0-0		AWAY		1-2-0		1-1-0		0-0-0									
5-3-0		0-2-0		0-0-0		NEUTRAL		0-0-0		0-0-0		5-1-0									
12-10-0		1-5-0		0-0-0		NON-CONFERENCE		0-0-0		2-2-0		9-3-0									
5-3-0		0-0-0		0-0-0		HOME		0-0-0		1-1-0		4-2-0									
2-4-0		1-3-0		0-0-		AWAY		0-0-0		1-1-0		0-0-0									
5-3-0		0-2-0		0-0-0		NEUTRAL		0-0-0		0-0-0		5-1-0									
2-4-0		0-0-0		1-2-0		CONFERENCE		1-2-0		0-0-0		0-0-0									
1-2-0		0-0-0		1-2-0		HOME		0-0-0		0-0-0		0-0-0									
1-2-0		0-0-0		0-0-0		AWAY		1-2-0		0-0-0		0-0-0									
0-0-0		0-0-0		0-0-0		NEUTRAL		0-0-0		0-0-0		0-0-0									
RPI	S	Opponent		Score		RPI	S	Opponent		Score		RPI	S	Opponent		Score					
6	A	Wichita St.		1	9	50	H	Minnesota		1	5	56	A	Ohio St.		7	3				
6	A	Wichita St.		10	9	50	H	Minnesota		0	2	56	A	Ohio St.		14	15				
6	A	Wichita St.		3	6	50	H	Minnesota		8	2	56	A	Ohio St.		4	7				
14	A	Creighton		1	3									Northwestern St.		11	10				
23	N	Oregon St.		3	10									Northwestern St.		8	3				
23	N	Oregon St.		1	9									Washington St.		5	3				
														Washington St.		8	14				
														Cal Poly		4	0				
														Cal Poly		22	3				
														Cal Poly		13	2				
														Cal Poly		8	3				
														UC Riverside		1	8				
														UC Riverside		4	2				
														Utah		7	4				
														Utah		3	6				
														Northern Colo.		14	2				
														Northern Colo.							
LAST 10 GAMES						LAST 10 GAMES						LAST 10 GAMES									
						56	A	Ohio St.		14	15	50	H	Minnesota		8	2				
						56	A	Ohio St.		4	7	50	H	Minnesota		1	5				
						56	A	Ohio St.		7	3	148	A	Oral Roberts		11	10				
						14	A	Creighton		1	3	148	A	Oral Roberts		4	11				
						50	H	Minnesota		0	2	134	H	Northwestern St.		7	6				

**Non-Div. I Games:**

Nebraska

Average RPI Win: 179		WON-LOST	WINNING	LAST 10	STRENGTH OF		OPP. STRENGTH	TEAM	ADJ	CONF.	ADJ CONF.				
Average RPI Loss: 59		RECORD	PCT. RANK	GAMES	SCHEDULE		OF SCHEDULE	RPI	RPI	RPI	RPI				
DIV. I ONLY		14-10-0	.58333	98	3-6-0		116	98	75	.54007	74	3	3		
DIV. I NON-CONF.		10-2-0	.83333	16	0-0-0		230	211	49	.55689	49	3	3		
TOTALS		RPI 1-25	RPI 26-50		W-L RECORDS		RPI 51-100		RPI 101-150		RPI 150+				
14-10-0		0-3-0	1-3-0		OVERALL		0-1-0		5-3-0		8-0-0				
3-3-0		0-0-0	1-2-0		HOME		0-0-0		2-1-0		0-0-0				
2-5-0		0-3-0	0-0-0		AWAY		0-0-0		1-2-0		1-0-0				
9-2-0		0-0-0	0-1-0		NEUTRAL		0-1-0		2-0-0		7-0-0				
10-2-0		0-0-0	0-1-0		NON-CONFERENCE		0-1-0		2-0-0		8-0-0				
0-0-0		0-0-0	0-0-0		HOME		0-0-0		0-0-0		0-0-0				
1-0-0		0-0-0	0-0-		AWAY		0-0-0		0-0-0		1-0-0				
9-2-0		0-0-0	0-1-0		NEUTRAL		0-1-0		2-0-0		7-0-0				
4-8-0		0-3-0	1-2-0		CONFERENCE		0-0-0		3-3-0		0-0-0				
3-3-0		0-0-0	1-2-0		HOME		0-0-0		2-1-0		0-0-0				
1-5-0		0-3-0	0-0-0		AWAY		0-0-0		1-2-0		0-0-0				
0-0-0		0-0-0	0-0-0		NEUTRAL		0-0-0		0-0-0		0-0-0				
RPI	S	Opponent	Score	RPI	S	Opponent	Score	RPI	S	Opponent	Score	RPI	S	Opponent	Score
12	A	North Carolina	3 15	39	H	Duke	6 12	97	N	Saint Louis	5 6	101	N	Butler	3 0
12	A	North Carolina	2 13	39	H	Duke	5 6					102	A	Virginia Tech	15 10
12	A	North Carolina	0 4	39	H	Duke	8 7					102	A	Virginia Tech	1 3
				46	N	Seton Hall	0 1					102	A	Virginia Tech	1 4
												128	H	Virginia	7 5
												128	H	Virginia	4 1
												128	H	Virginia	7 10
												133	N	Tol edo	17 3
												206	N	Oakl and	2 0
												206	N	Oakl and	9 3
												213	N	Massachusetts	10 5
												213	N	Massachusetts	3 2
												213	N	Massachusetts	9 0
												257	A	USC Upstate	3 1
												280	N	Presbyteri an	4 3
												293	N	Saint Peter's	21 1
				LAST 10 GAMES											
				128	H	Vi rgi ni a	4 1	39	H	Duke	6 12				
				128	H	Vi rgi ni a	7 5	12	A	North Carolina	2 13				
				128	H	Vi rgi ni a	7 10	12	A	North Carolina	0 4				
				39	H	Duke	5 6	12	A	North Carolina	3 15				
				39	H	Duke	8 7	102	A	Vi rgi ni a Tech	15 10				

Non-Div. I Games:

Pittsburgh

Average RPI Win:		163	WON-LOST RECORD		WINNING PCT. RANK		LAST 10 GAMES		STRENGTH OF SCHEDULE		OPP. STRENGTH OF SCHEDULE		TEAM RPI		ADJ RPI		CONF. RPI		ADJ CONF. RPI					
DIV. I ONLY			16-12-0		.57143		106		5-5-0		72		182		76		.53926		75		19		19	
DIV. I NON-CONF.			9-7-0		.5625		114		1-1-0		123		40		96		.52711		96		17		17	
TOTALS		RPI 1-25		RPI 26-50				W-L RECORDS				RPI 51-100				RPI 101-150				RPI 150+				
16-12-0		0-1-0		3-5-0				OVERALL				1-1-0				5-3-0				7-2-0				
10-4-0		0-0-0		2-1-0				HOME				0-0-0				3-1-0				5-2-0				
3-8-0		0-1-0		0-4-0				AWAY				1-1-0				2-2-0				0-0-0				
3-0-0		0-0-0		1-0-0				NEUTRAL				0-0-0				0-0-0				2-0-0				
9-7-0		0-1-0		3-2-0				NON-CONFERENCE				1-1-0				3-2-0				2-1-0				
5-3-0		0-0-0		2-1-0				HOME				0-0-0				3-1-0				0-1-0				
1-4-0		0-1-0		0-0-				AWAY				1-1-0				0-1-0				0-0-0				
3-0-0		0-0-0		1-0-0				NEUTRAL				0-0-0				0-0-0				2-0-0				
7-5-0		0-0-0		0-3-0				CONFERENCE				0-0-0				2-1-0				5-1-0				
5-1-0		0-0-0		0-0-0				HOME				0-0-0				0-0-0				5-1-0				
2-4-0		0-0-0		0-3-0				AWAY				0-0-0				2-1-0				0-0-0				
0-0-0		0-0-0		0-0-0				NEUTRAL				0-0-0				0-0-0				0-0-0				
RPI	S	Opponent		Score		RPI	S	Opponent		Score		RPI	S	Opponent		Score		RPI	S	Opponent		Score		
5	A	Ole Miss		4	11	29	A	Vanderbil t		6	19	66	A	Kansas St.		4	2	110	A	Jacksonville St.		7	4	
						37	H	Indiana St.		8	7	66	A	Kansas St.		10	15	110	A	Jacksonville St.		6	4	
						37	H	Indiana St.		5	11							110	A	Jacksonville St.		0	13	
						37	H	Indiana St.		15	8							126	H	Southern Ill.		7	16	
						42	A	Tennessee Tech		12	15							133	H	Tol edo		12	2	
						42	A	Tennessee Tech		6	12							133	H	Tol edo		16	4	
						42	A	Tennessee Tech		0	4							133	H	Tol edo		8	7	
						49	N	Illinois		2	0							145	A	Samford		1	5	
																		168	H	Mi ddle Tenn.		0	9	
																		244	H	Murray St.		10	2	
																		244	H	Murray St.		8	7	
																		244	H	Murray St.		19	7	
																		265	H	Southeast Mo. St.		6	5	
																		265	H	Southeast Mo. St.		4	20	
																		265	H	Southeast Mo. St.		7	6	
																		269	N	South Dakota St.		4	2	
																		269	N	South Dakota St.		9	3	
LAST 10 GAMES																								
						265	H	Southeast Mo. St.		4	20	42	A	Tennessee Tech		0	4							
						265	H	Southeast Mo. St.		6	5	66	A	Kansas St.		4	2							
						265	H	Southeast Mo. St.		7	6	66	A	Kansas St.		10	15							
						42	A	Tennessee Tech		6	12	244	H	Murray St.		19	7							
						42	A	Tennessee Tech		12	15	244	H	Murray St.		8	7							

Non-Div. I Games:

Austin Peay

Average RPI Win:		111	WON-LOST		WINNING		LAST 10		STRENGTH OF		OPP. STRENGTH		TEAM	ADJ		CONF.	ADJ CONF.	
Average RPI Loss:		56	RECORD		PCT. RANK		GAMES		SCHEDULE		OF SCHEDULE		RPI	RPI		RPI	RPI	
DIV. I ONLY			12-15-0		.44444		185		4-6-0		6		70		77		.53905	
DIV. I NON-CONF.			6-9-0		.4		193		0-2-0		8		83		100		.52515	
TOTALS		RPI 1-25		RPI 26-50		W-L RECORDS		RPI 51-100		RPI 101-150		RPI 150+						
12-15-0		1-4-0		1-7-0		OVERALL		3-1-0		5-2-0		2-1-0						
10-7-0		1-3-0		0-1-0		HOME		2-1-0		5-1-0		2-1-0						
2-8-0		0-1-0		1-6-0		AWAY		1-0-0		0-1-0		0-0-0						
0-0-0		0-0-0		0-0-0		NEUTRAL		0-0-0		0-0-0		0-0-0						
6-9-0		1-4-0		0-2-0		NON-CONFERENCE		1-0-0		2-2-0		2-1-0						
5-6-0		1-3-0		0-1-0		HOME		0-0-0		2-1-0		2-1-0						
1-3-0		0-1-0		0-0-		AWAY		1-0-0		0-1-0		0-0-0						
0-0-0		0-0-0		0-0-0		NEUTRAL		0-0-0		0-0-0		0-0-0						
6-6-0		0-0-0		1-5-0		CONFERENCE		2-1-0		3-0-0		0-0-0						
5-1-0		0-0-0		0-0-0		HOME		2-1-0		3-0-0		0-0-0						
1-5-0		0-0-0		1-5-0		AWAY		0-0-0		0-0-0		0-0-0						
0-0-0		0-0-0		0-0-0		NEUTRAL		0-0-0		0-0-0		0-0-0						
RPI	S	Opponent		Score		RPI	S	Opponent		Score		RPI	S	Opponent		Score		
3	H	Florida		3	7	26	H	Mi ssouri		0	9	68	A	UCF		4	3	
3	H	Florida		2	8	35	A	FGCU		0	1	98	H	Notre Dame		5	9	
3	H	Florida		2	0	36	A	Georgi a Tech		4	13	98	H	Notre Dame		3	0	
15	A	Fla. Atlantic		4	5	36	A	Georgi a Tech		1	6	98	H	Notre Dame		9	0	
15	H	Fla. Atlantic		9	11	36	A	Georgi a Tech		1	4							
						39	A	Duke		1	4							
						39	A	Duke		3	4							
						39	A	Duke		8	2							
LAST 10 GAMES																		
						36	A	Georgi a Tech		1	4	128	H	Vi rgi ni a		1	0	
						36	A	Georgi a Tech		4	13	128	H	Vi rgi ni a		3	2	
						36	A	Georgi a Tech		1	6	15	H	Fla. Atlantic		9	11	
						35	A	FGCU		0	1	39	A	Duke		8	2	
						128	H	Vi rgi ni a		8	1	39	A	Duke		1	4	

Non-Div. I Games:

Mi ami (FL)

Average RPI Win:		212	WON-LOST		WINNING		LAST 10		STRENGTH OF		OPP. STRENGTH		TEAM	ADJ		CONF.	ADJ CONF.	
Average RPI Loss:		87	RECORD		PCT. RANK		GAMES		SCHEDULE		OF SCHEDULE		RPI	RPI		RPI	RPI	
DIV. I ONLY			16-10-0		.61538		68		10-0-0		134		153		74		.53855	
DIV. I NON-CONF.			13-10-0		.56522		112		7-0-0		83		168		78		.5384	
TOTALS		RPI 1-25		RPI 26-50		W-L RECORDS		RPI 51-100		RPI 101-150		RPI 150+						
16-10-0		1-3-0		0-1-0		OVERALL		0-2-0		2-1-0		13-3-0						
11-0-0		0-0-0		0-0-0		HOME		0-0-0		0-0-0		11-0-0						
3-7-0		1-3-0		0-1-0		AWAY		0-1-0		0-0-0		2-2-0						
2-3-0		0-0-0		0-0-0		NEUTRAL		0-1-0		2-1-0		0-1-0						
13-10-0		1-3-0		0-1-0		NON-CONFERENCE		0-2-0		2-1-0		10-3-0						
9-0-0		0-0-0		0-0-0		HOME		0-0-0		0-0-0		9-0-0						
2-7-0		1-3-0		0-0-		AWAY		0-1-0		0-0-0		1-2-0						
2-3-0		0-0-0		0-0-0		NEUTRAL		0-1-0		2-1-0		0-1-0						
3-0-0		0-0-0		0-0-0		CONFERENCE		0-0-0		0-0-0		3-0-0						
2-0-0		0-0-0		0-0-0		HOME		0-0-0		0-0-0		2-0-0						
1-0-0		0-0-0		0-0-0		AWAY		0-0-0		0-0-0		1-0-0						
0-0-0		0-0-0		0-0-0		NEUTRAL		0-0-0		0-0-0		0-0-0						
RPI	S	Opponent		Score		RPI	S	Opponent		Score		RPI	S	Opponent		Score		
1	A	Stanford		0	7	45	A	San Di ego St.		3	4	65	A	San Di ego		1	5	
1	A	Stanford		4	7							91	N	Ari zona		5	9	
1	A	Stanford		2	3							124	N	Army West Poi nt		12	6	
1	A	Stanford		5	0							124	N	Army West Poi nt		3	4	
												124	N	Army West Poi nt		7	3	
												181	A	Lipscomb		2	4	
												181	A	Lipscomb		4	7	
												181	A	Lipscomb		16	11	
												182	N	Cal Poly		1	8	
												206	H	Oakl and		10	3	
												238	H	Western Mi ch.		7	6	
												240	H	Central Mi ch.		8	5	
												245	A	Mi chi gan St.		3	1	
												245	H	Mi chi gan St.		12	3	
												245	H	Mi chi gan St.		11	0	
												247	H	Del aware		11	0	
												247	H	Del aware		4	2	
												247	H	Del aware		6	2	
												266	H	Bowl ing Green		8	6	
												266	H	Bowl ing Green		10	7	
												266	H	Bowl ing Green		5	4	
LAST 10 GAMES																		
247	H	Del aware		4	2	245	A	Mi chi gan St.		3	1							
247	H	Del aware		11	0	245	H	Mi chi gan St.		12	3							
247	H	Del aware		6	2	238	H	Western Mi ch.		7	6							
240	H	Central Mi ch.		8	5	206	H	Oakl and		10	3							
245	H	Mi chi gan St.		11	0	266	H	Bowl ing Green		5	4							

Non-Div. I Games: Lawrence Tech 3 8

Mi chi gan

**x  
a  
v  
i  
e  
r**

Xavier

Xavi er

Average RPI Win:		206	WON-LOST RECORD		WINNING PCT. RANK		LAST 10 GAMES		STRENGTH OF SCHEDULE		OPP. STRENGTH OF SCHEDULE		TEAM RPI		ADJ RPI		CONF. RPI		ADJ CONF. RPI	
DIV. I ONLY			10-11-0		.47619	162	7-3-0		95		233	79	.53824	79	18	18				
DIV. I NON-CONF.			5-9-0		.35714	212	2-1-0		64		214	111	.52094	111	18	18				
TOTALS		RPI 1-25		RPI 26-50		W-L RECORDS		RPI 51-100		RPI 101-150		RPI 150+								
10-11-0		0-0-0		1-4-0		OVERALL		0-0-0		0-1-0		9-6-0								
0-0-0		0-0-0		0-0-0		HOME		0-0-0		0-0-0		0-0-0								
10-9-0		0-0-0		1-4-0		AWAY		0-0-0		0-1-0		9-4-0								
0-2-0		0-0-0		0-0-0		NEUTRAL		0-0-0		0-0-0		0-2-0								
5-9-0		0-0-0		1-4-0		NON-CONFERENCE		0-0-0		0-1-0		4-4-0								
0-0-0		0-0-0		0-0-0		HOME		0-0-0		0-0-0		0-0-0								
5-7-0		0-0-0		1-0-		AWAY		0-0-0		0-1-0		4-2-0								
0-2-0		0-0-0		0-0-0		NEUTRAL		0-0-0		0-0-0		0-2-0								
5-2-0		0-0-0		0-0-0		CONFERENCE		0-0-0		0-0-0		5-2-0								
0-0-0		0-0-0		0-0-0		HOME		0-0-0		0-0-0		0-0-0								
5-2-0		0-0-0		0-0-0		AWAY		0-0-0		0-0-0		5-2-0								
0-0-0		0-0-0		0-0-0		NEUTRAL		0-0-0		0-0-0		0-0-0								
RPI	S	Opponent	Score	RPI	S	Opponent	Score	RPI	S	Opponent	Score	RPI	S	Opponent	Score					
				31	A	Mercer	4 12			105	A	Ga. Southern	5	10						
				31	A	Mercer	6 33			163	N	Val parai so	6	20						
				31	A	Mercer	7 3			174	A	Navy	1	5						
				47	A	Okl ahoma	5 11			174	A	Navy	3	1						
				47	A	Okl ahoma	0 1			175	A	Houston	1	7						
										175	A	Houston	2	3						
										175	A	Houston	3	2						
										188	N	Harvard	2	10						
										223	A	Bucknel I	9	4						
										223	A	Bucknel I	0	5						
										224	A	Lehi gh	11	4						
										224	A	Lehi gh	8	0						
										224	A	Lehi gh	4	2						
										261	A	Charleston So.	5	0						
										261	A	Charleston So.	5	2						
										261	A	Charleston So.	8	0						
LAST 10 GAMES																				
				224	A	Lehi gh	8 0	223	A	Bucknel I	0 5									
				224	A	Lehi gh	11 4	174	A	Navy	1 5									
				224	A	Lehi gh	4 2	174	A	Navy	3 1									
				188	N	Harvard	2 10	261	A	Charleston So.	8 0									
				223	A	Bucknel I	9 4	261	A	Charleston So.	5 2									

Non-Div. I Games:

Hol y Cross

Average RPI Win: 178		WON-LOST RECORD		WINNING PCT. RANK		LAST 10 GAMES		STRENGTH OF SCHEDULE		OPP. STRENGTH OF SCHEDULE		TEAM RPI		ADJ RPI		CONF. RPI		ADJ CONF. RPI	
DIV. I ONLY		15-8-1		.64583 51		7-3-0		140		218		80		.53732 80		20		20	
DIV. I NON-CONF.		13-7-1		.64286 73		5-2-0		200		208		112		.51992 112		22		22	
TOTALS		RPI 1-25		RPI 26-50		W-L RECORDS		RPI 51-100		RPI 101-150		RPI 150+							
15-8-1		0-0-0		0-0-0		OVERALL		1-3-0		6-2-0		8-3-1							
7-3-0		0-0-0		0-0-0		HOME		0-1-0		3-1-0		4-1-0							
8-4-1		0-0-0		0-0-0		AWAY		1-2-0		3-1-0		4-1-1							
0-1-0		0-0-0		0-0-0		NEUTRAL		0-0-0		0-0-0		0-1-0							
13-7-1		0-0-0		0-0-0		NON-CONFERENCE		1-3-0		6-2-0		6-2-1							
7-3-0		0-0-0		0-0-0		HOME		0-1-0		3-1-0		4-1-0							
6-3-1		0-0-0		0-0-		AWAY		1-2-0		3-1-0		2-0-1							
0-1-0		0-0-0		0-0-0		NEUTRAL		0-0-0		0-0-0		0-1-0							
2-1-0		0-0-0		0-0-0		CONFERENCE		0-0-0		0-0-0		2-1-0							
0-0-0		0-0-0		0-0-0		HOME		0-0-0		0-0-0		0-0-0							
2-1-0		0-0-0		0-0-0		AWAY		0-0-0		0-0-0		2-1-0							
0-0-0		0-0-0		0-0-0		NEUTRAL		0-0-0		0-0-0		0-0-0							
RPI	S	Opponent	Score	RPI	S	Opponent	Score	RPI	S	Opponent	Score	RPI	S	Opponent	Score				
								54	A	South Fla.	2 0	112	H	Manhattan	0 2				
								54	A	South Fla.	2 3	112	H	Manhattan	9 1				
								54	A	South Fla.	4 13	112	H	Manhattan	8 3				
								58	H	Wagner	7 10	124	H	Army West Point	3 2				
												138	A	James Madison	14 6				
												138	A	James Madison	5 3				
												138	A	James Madison	6 7				
												139	A	Wofford	2 1				
												186	A	Davidson	4 5				
												186	A	Davidson	5 4				
												186	A	Davidson	5 2				
												192	H	Cornell	3 4				
												192	H	Cornell	5 3				
												192	H	Cornell	4 3				
												227	N	Evansville	8 9				
												230	H	LIU Brooklyn	3 2				
												257	A	USC Upstate	4 4				
												285	A	Coppin St.	10 8				
												285	A	Coppin St.	4 1				
												293	H	Saint Peter's	18 0				
				LAST 10 GAMES															
				112	H	Manhattan	9 1	186	A	Davidson	5 2								
				112	H	Manhattan	0 2	186	A	Davidson	4 5								
				112	H	Manhattan	8 3	192	H	Cornell	5 3								
				293	H	Saint Peter's	18 0	192	H	Cornell	3 4								
				186	A	Davidson	5 4	192	H	Cornell	4 3								

Non-Div. I Games:

Fordham



Average RPI Win: 114		WON-LOST RECORD		WINNING PCT. RANK		LAST 10 GAMES		STRENGTH OF SCHEDULE		OPP. STRENGTH OF SCHEDULE		TEAM RPI		ADJ RPI		CONF. RPI		ADJ CONF. RPI	
DIV. I ONLY		18-11-0		.62069 66		5-5-0		79		52		81		.53669 81		1		1	
DIV. I NON-CONF.		13-7-0		.65 65		1-1-0		159		79		120		.51633 120		1		1	
TOTALS		RPI 1-25		RPI 26-50		W-L RECORDS		RPI 51-100		RPI 101-150		RPI 150+							
18-11-0		0-0-0		5-4-0		OVERALL		6-4-0		4-3-0		3-0-0							
17-6-0		0-0-0		4-2-0		HOME		6-4-0		4-0-0		3-0-0							
1-4-0		0-0-0		1-2-0		AWAY		0-0-0		0-2-0		0-0-0							
0-1-0		0-0-0		0-0-0		NEUTRAL		0-0-0		0-1-0		0-0-0							
13-7-0		0-0-0		2-1-0		NON-CONFERENCE		4-3-0		4-3-0		3-0-0							
13-4-0		0-0-0		2-1-0		HOME		4-3-0		4-0-0		3-0-0							
0-2-0		0-0-0		0-0-		AWAY		0-0-0		0-2-0		0-0-0							
0-1-0		0-0-0		0-0-0		NEUTRAL		0-0-0		0-1-0		0-0-0							
5-4-0		0-0-0		3-3-0		CONFERENCE		2-1-0		0-0-0		0-0-0							
4-2-0		0-0-0		2-1-0		HOME		2-1-0		0-0-0		0-0-0							
1-2-0		0-0-0		1-2-0		AWAY		0-0-0		0-0-0		0-0-0							
0-0-0		0-0-0		0-0-0		NEUTRAL		0-0-0		0-0-0		0-0-0							
RPI	S	Opponent	Score	RPI	S	Opponent	Score	RPI	S	Opponent	Score	RPI	S	Opponent	Score				
				26	H	Missouri	6 12	61	H	South Ala.	9 4	107	A	Louisiana	3 4				
				26	H	Missouri	7 5	89	H	Hawaii	5 1	107	N	Louisiana	1 3				
				26	H	Missouri	4 2	89	H	Hawaii	14 1	127	A	Southeastern La.	4 5				
				29	A	Vanderbilt	2 4	89	H	Hawaii	2 4	127	H	Southeastern La.	4 2				
				29	A	Vanderbilt	0 1	94	H	Mississippi St.	4 0	133	H	Toledo	8 1				
				29	A	Vanderbilt	6 2	94	H	Mississippi St.	1 4	136	H	New Orleans	14 6				
				43	H	Texas	1 11	94	H	Mississippi St.	10 1	142	H	Tulane	10 4				
				43	H	Texas	10 5	98	H	Notre Dame	7 6	270	H	Grambling	10 3				
				43	H	Texas	13 4	98	H	Notre Dame	3 11	272	H	Southern U.	8 2				
								98	H	Notre Dame	5 10	283	H	Sacred Heart	7 0				
LAST 10 GAMES																			
				94	H	Mississippi St.	4 0	29	A	Vanderbilt	6 2								
				94	H	Mississippi St.	1 4	29	A	Vanderbilt	2 4								
				94	H	Mississippi St.	10 1	142	H	Tulane	10 4								
				107	N	Louisiana	1 3	26	H	Missouri	7 5								
				29	A	Vanderbilt	0 1	26	H	Missouri	6 12								

Non-Div. I Games:

LSU

G  
o  
n  
z  
a  
g  
a

Gonzaga

Average RPI Win: 154		WON-LOST RECORD	WINNING PCT. RANK	LAST 10 GAMES	STRENGTH OF SCHEDULE	OPP. STRENGTH OF SCHEDULE	TEAM RPI	ADJ RPI	CONF. RPI	ADJ CONF. RPI					
Average RPI Loss: 106															
DIV. I ONLY		14-10-0	.58333	98	5-5-0	129	86	83	.53568	83	14	14			
DIV. I NON-CONF.		12-6-0	.66667	59	3-1-0	208	64	79	.53969	78	15	15			
<hr/>															
TOTALS		RPI 1-25		RPI 26-50		W-L RECORDS		RPI 51-100		RPI 101-150		RPI 150+			
14-10-0		0-0-0		1-5-0		OVERALL		2-0-0		2-1-0		9-4-0			
7-4-0		0-0-0		0-3-0		HOME		0-0-0		0-0-0		7-1-0			
6-5-0		0-0-0		1-2-0		AWAY		2-0-0		2-1-0		1-2-0			
1-1-0		0-0-0		0-0-0		NEUTRAL		0-0-0		0-0-0		1-1-0			
12-6-0		0-0-0		1-2-0		NON-CONFERENCE		2-0-0		0-0-0		9-4-0			
7-1-0		0-0-0		0-0-0		HOME		0-0-0		0-0-0		7-1-0			
4-4-0		0-0-0		1-0-		AWAY		2-0-0		0-0-0		1-2-0			
1-1-0		0-0-0		0-0-0		NEUTRAL		0-0-0		0-0-0		1-1-0			
2-4-0		0-0-0		0-3-0		CONFERENCE		0-0-0		2-1-0		0-0-0			
0-3-0		0-0-0		0-3-0		HOME		0-0-0		0-0-0		0-0-0			
2-1-0		0-0-0		0-0-0		AWAY		0-0-0		2-1-0		0-0-0			
0-0-0		0-0-0		0-0-0		NEUTRAL		0-0-0		0-0-0		0-0-0			
RPI	S	Opponent	Score	RPI	S	Opponent	Score	RPI	S	Opponent	Score				
				31	H	Mercer	3 5	52	A	Tennessee	9 6	145	A	Samford	2 1
				31	H	Mercer	4 10	52	A	Tennessee	10 9	145	A	Samford	7 4
				31	H	Mercer	4 8					145	A	Samford	2 6
				35	A	FGCU	1 6					153	H	UNC Asheville	12 4
				35	A	FGCU	10 8					161	H	Eastern Ky.	12 7
				35	A	FGCU	2 11					168	N	Middle Tenn.	8 16
												171	A	William & Mary	0 1
												171	A	William & Mary	3 2
												171	A	William & Mary	2 3
												184	H	Winthrop	10 5
												184	H	Winthrop	8 4
												184	H	Winthrop	7 3
												216	N	Memphis	8 2
												237	H	Northern Ky.	4 5
												237	H	Northern Ky.	7 2
												237	H	Northern Ky.	6 2
<hr/>															
LAST 10 GAMES															
				31	H	Mercer	4 8	145	A	Samford	2 6				
				31	H	Mercer	3 5	145	A	Samford	7 4				
				31	H	Mercer	4 10	52	A	Tennessee	9 6				
				153	H	UNC Asheville	12 4	171	A	William & Mary	2 3				
				145	A	Samford	2 1	171	A	William & Mary	3 2				

Non-Div. I Games:

ETSU

M  
a  
r  
y  
l  
a  
n  
d

Maryl and

Average RPI Win:		138	WON-LOST RECORD		WINNING PCT. RANK		LAST 10 GAMES		STRENGTH OF SCHEDULE		OPP. STRENGTH OF SCHEDULE		TEAM RPI		ADJ RPI		CONF. RPI		ADJ CONF. RPI					
DIV. I ONLY			18-10-0		.64286		52		7-3-0		172		15		85		.535		85		10		10	
DIV. I NON-CONF.			10-9-0		.52632		133		1-2-0		168		30		127		.51282		127		10		10	
TOTALS		RPI 1-25		RPI 26-50		W-L RECORDS		RPI 51-100		RPI 101-150		RPI 150+												
18-10-0		1-1-0		0-1-0		OVERALL		6-5-0		3-1-0		8-2-0												
10-6-0		0-1-0		0-1-0		HOME		5-3-0		3-0-0		2-1-0												
8-4-0		1-0-0		0-0-0		AWAY		1-2-0		0-1-0		6-1-0												
0-0-0		0-0-0		0-0-0		NEUTRAL		0-0-0		0-0-0		0-0-0												
10-9-0		1-1-0		0-1-0		NON-CONFERENCE		4-4-0		0-1-0		5-2-0												
5-5-0		0-1-0		0-1-0		HOME		3-2-0		0-0-0		2-1-0												
5-4-0		1-0-0		0-0-		AWAY		1-2-0		0-1-0		3-1-0												
0-0-0		0-0-0		0-0-0		NEUTRAL		0-0-0		0-0-0		0-0-0												
8-1-0		0-0-0		0-0-0		CONFERENCE		2-1-0		3-0-0		3-0-0												
5-1-0		0-0-0		0-0-0		HOME		2-1-0		3-0-0		0-0-0												
3-0-0		0-0-0		0-0-0		AWAY		0-0-0		0-0-0		3-0-0												
0-0-0		0-0-0		0-0-0		NEUTRAL		0-0-0		0-0-0		0-0-0												
RPI	S	Opponent		Score		RPI	S	Opponent		Score		RPI	S	Opponent		Score								
22	A	Oregon		5	1	27	H	Nevada		3	6	60	H	Cal i forni a		4	5	146	A	Fresno St.		2	3	
22	H	Oregon		2	5							65	H	San Di ego		0	5	147	H	Paci fi c		9	2	
												65	H	San Di ego		8	4	147	H	Paci fi c		7	6	
												65	H	San Di ego		4	2	147	H	Paci fi c		9	1	
												78	H	Xavi er		1	0	189	A	Sacramento St.		2	0	
												78	H	Xavi er		8	2	189	H	Sacramento St.		8	2	
												78	H	Xavi er		6	14	190	A	UC Ri versi de		2	1	
												78	H	Xavi er		8	5	190	A	UC Ri versi de		2	3	
												96	A	UTSA		1	11	190	A	UC Ri versi de		4	1	
												96	A	UTSA		11	2	201	A	Portland		6	4	
												96	A	UTSA		5	13	201	A	Portland		6	4	
																		201	A	Portland		4	0	
																		205	H	San Jose St.		1	6	
																		205	H	San Jose St.		10	0	
LAST 10 GAMES																								
						22	H	Oregon		2	5	201	A	Portl and		4	0							
						65	H	San Di ego		0	5	201	A	Portl and		6	4							
						65	H	San Di ego		4	2	201	A	Portland		6	4							
						65	H	San Di ego		8	4	27	H	Nevada		3	6							
						22	A	Oregon		5	1	147	H	Paci fi c		7	6							

Non-Div. I Games:

San Francisco

TCU

Average RPI Win:		135	WON-LOST RECORD		WINNING PCT. RANK		LAST 10 GAMES		STRENGTH OF SCHEDULE		OPP. STRENGTH OF SCHEDULE		TEAM RPI		ADJ RPI		CONF. RPI		ADJ CONF. RPI					
DIV. I ONLY			14-10-0		.58333		98		5-5-0		97		72		86		.53465		86		2		2	
DIV. I NON-CONF.			11-7-0		.61111		84		2-2-0		114		107		94		.52779		94		2		2	
TOTALS		RPI 1-25		RPI 26-50				W-L RECORDS				RPI 51-100				RPI 101-150				RPI 150+				
14-10-0		0-0-0		1-6-0				OVERALL				4-0-0				5-3-0				4-1-0				
11-4-0		0-0-0		1-2-0				HOME				4-0-0				4-2-0				2-0-0				
3-5-0		0-0-0		0-3-0				AWAY				0-0-0				1-1-0				2-1-0				
0-1-0		0-0-0		0-1-0				NEUTRAL				0-0-0				0-0-0				0-0-0				
11-7-0		0-0-0		1-3-0				NON-CONFERENCE				1-0-0				5-3-0				4-1-0				
8-4-0		0-0-0		1-2-0				HOME				1-0-0				4-2-0				2-0-0				
3-2-0		0-0-0		0-0-				AWAY				0-0-0				1-1-0				2-1-0				
0-1-0		0-0-0		0-1-0				NEUTRAL				0-0-0				0-0-0				0-0-0				
3-3-0		0-0-0		0-3-0				CONFERENCE				3-0-0				0-0-0				0-0-0				
3-0-0		0-0-0		0-0-0				HOME				3-0-0				0-0-0				0-0-0				
0-3-0		0-0-0		0-3-0				AWAY				0-0-0				0-0-0				0-0-0				
0-0-0		0-0-0		0-0-0				NEUTRAL				0-0-0				0-0-0				0-0-0				
RPI	S	Opponent		Score		RPI	S	Opponent		Score		RPI	S	Opponent		Score		RPI	S	Opponent		Score		
				29	N	Vanderbi l t		4	7	66	H	Kansas St.		4	2	108	H	UC Irvine		4	3			
				48	A	Okl ahoma St.		7	12	66	H	Kansas St.		6	0	108	H	UC Irvine		2	15			
				48	A	Okl ahoma St.		6	7	66	H	Kansas St.		12	2	108	H	UC Irvine		6	2			
				48	A	Okl ahoma St.		8	9	90	H	UT Arlington		14	1	114	A	Southern Cal i forni a		10	1			
				50	H	Mi nnesota		5	4							118	A	Ri ce		3	7			
				50	H	Mi nnesota		3	6							123	H	Long Beach St.		5	2			
				50	H	Mi nnesota		0	8							123	H	Long Beach St.		2	3			
																123	H	Long Beach St.		8	3			
																231	H	UTRGV		7	2			
																232	A	Grand Canyon		3	2			
																232	A	Grand Canyon		8	9			
																232	A	Grand Canyon		14	6			
																278	H	Ark. -Pi ne Bl uff		7	1			
LAST 10 GAMES																								
				48	A	Oklahoma St.		8	9	66	H	Kansas St.		4	2									
				48	A	Oklahoma St.		7	12	278	H	Ark. -Pi ne Bl uff		7	1									
				48	A	Oklahoma St.		6	7	50	H	Mi nnesota		0	8									
				66	H	Kansas St.		6	0	50	H	Mi nnesota		5	4									
				66	H	Kansas St.		12	2	50	H	Mi nnesota		3	6									

Non-Div. I Games:

TCU

UNCW

Average RPI Win: 179		WON-LOST RECORD		WINNING PCT. RANK		LAST 10 GAMES		STRENGTH OF SCHEDULE		OPP. STRENGTH OF SCHEDULE		TEAM RPI		ADJ RPI		CONF. RPI		ADJ CONF. RPI	
DIV. I ONLY		19-8-0		.7037 31		8-2-0		167		179		87		.53359 87		15		15	
DIV. I NON-CONF.		15-6-0		.71429 41		4-0-0		189		140		85		.5337 85		16		16	
TOTALS		RPI 1-25		RPI 26-50		W-L RECORDS		RPI 51-100		RPI 101-150		RPI 150+							
19-8-0		1-1-0		0-0-0		OVERALL		2-3-0		0-1-0		16-3-0							
13-5-0		0-0-0		0-0-0		HOME		0-2-0		0-1-0		13-2-0							
6-3-0		1-1-0		0-0-0		AWAY		2-1-0		0-0-0		3-1-0							
0-0-0		0-0-0		0-0-0		NEUTRAL		0-0-0		0-0-0		0-0-0							
15-6-0		1-1-0		0-0-0		NON-CONFERENCE		2-3-0		0-1-0		12-1-0							
11-4-0		0-0-0		0-0-0		HOME		0-2-0		0-1-0		11-1-0							
4-2-0		1-1-0		0-0-		AWAY		2-1-0		0-0-0		1-0-0							
0-0-0		0-0-0		0-0-0		NEUTRAL		0-0-0		0-0-0		0-0-0							
4-2-0		0-0-0		0-0-0		CONFERENCE		0-0-0		0-0-0		4-2-0							
2-1-0		0-0-0		0-0-0		HOME		0-0-0		0-0-0		2-1-0							
2-1-0		0-0-0		0-0-0		AWAY		0-0-0		0-0-0		2-1-0							
0-0-0		0-0-0		0-0-0		NEUTRAL		0-0-0		0-0-0		0-0-0							
RPI	S	Opponent		Score		RPI	S	Opponent		Score		RPI	S	Opponent		Score			
12	A	North Carolina		5	4			56	H	Ohio St.	3	8	101	H	Butler	2	6		
19	A	Coastal Caro.		5	10			56	H	Ohio St.	1	8	161	H	Eastern Ky.	5	4		
								100	A	Ari zona St.	9	0	171	A	William & Mary	3	2		
								100	A	Ari zona St.	4	9	171	A	William & Mary	7	2		
								100	A	Ari zona St.	3	1	171	A	William & Mary	3	7		
													173	H	Qui nni pi ac	19	0		
													173	H	Qui nni pi ac	12	3		
													173	H	Qui nni pi ac	6	3		
													185	A	Campbel l	8	3		
													195	H	Appal achi an St.	2	1		
													195	H	Appal achi an St.	2	0		
													195	H	Appal achi an St.	2	6		
													217	H	Hofstra	3	5		
													217	H	Hofstra	5	3		
													217	H	Hofstra	6	2		
													224	H	Lehi gh	5	4		
													233	H	Pri nceton	8	5		
													233	H	Pri nceton	11	1		
													233	H	Pri nceton	7	5		
													233	H	Pri nceton	9	8		
LAST 10 GAMES																			
						171	A	William & Mary		7	2	217	H	Hofstra		5	3		
						171	A	William & Mary		3	2	217	H	Hofstra		3	5		
						171	A	William & Mary		3	7	173	H	Qui nni pi ac		12	3		
						185	A	Campbel l		8	3	173	H	Qui nni pi ac		6	3		
						217	H	Hofstra		6	2	173	H	Qui nni pi ac		19	0		

Non-Div. I Games:

UNCW

Average RPI Win: 184		WON-LOST	WINNING	LAST 10	STRENGTH OF		OPP. STRENGTH	TEAM	ADJ		CONF.	ADJ CONF.		
Average RPI Loss: 127		RECORD	PCT. RANK	GAMES	SCHEDULE		OF SCHEDULE	RPI	RPI		RPI	RPI		
DIV. I ONLY		14-10-0	.58333	98	5-5-0		161	169	88		.53255	88		
DIV. I NON-CONF.		11-10-0	.52381	136	2-5-0		140	165	103		.52318	103		
TOTALS		RPI 1-25	RPI 26-50		W-L RECORDS		RPI 51-100		RPI 101-150		RPI 150+			
14-10-0		0-0-0	0-1-0		OVERALL		2-4-0		2-3-0		10-2-0			
2-1-0		0-0-0	0-0-0		HOME		0-0-0		0-0-0		2-1-0			
4-8-0		0-0-0	0-1-0		AWAY		0-3-0		1-3-0		3-1-0			
8-1-0		0-0-0	0-0-0		NEUTRAL		2-1-0		1-0-0		5-0-0			
11-10-0		0-0-0	0-1-0		NON-CONFERENCE		2-4-0		2-3-0		7-2-0			
2-1-0		0-0-0	0-0-0		HOME		0-0-0		0-0-0		2-1-0			
1-8-0		0-0-0	0-0-		AWAY		0-3-0		1-3-0		0-1-0			
8-1-0		0-0-0	0-0-0		NEUTRAL		2-1-0		1-0-0		5-0-0			
3-0-0		0-0-0	0-0-0		CONFERENCE		0-0-0		0-0-0		3-0-0			
0-0-0		0-0-0	0-0-0		HOME		0-0-0		0-0-0		0-0-0			
3-0-0		0-0-0	0-0-0		AWAY		0-0-0		0-0-0		3-0-0			
0-0-0		0-0-0	0-0-0		NEUTRAL		0-0-0		0-0-0		0-0-0			
RPI	S	Opponent	Score		RPI	S	Opponent	Score		RPI	S	Opponent	Score	
			32	A	Stetson		6	11		97	A	Saint Louis	9	11
										97	A	Saint Louis	3	7
										97	A	Saint Louis	1	15
										97	N	Saint Louis	5	2
										98	N	Notre Dame	2	4
										98	N	Notre Dame	8	7
										102	N	Virginia Tech	12	5
										127	A	Southeastern La.	0	4
										142	A	Tulane	2	6
										142	A	Tulane	0	1
										142	A	Tulane	12	8
										156	N	Incarnate Word	5	4
										163	H	Valparaiso	4	1
										181	H	Lipscomb	6	2
										181	H	Lipscomb	1	3
										228	A	Penn St.	6	3
										228	A	Penn St.	9	0
										228	A	Penn St.	3	2
										238	N	Western Mich.	5	1
										238	N	Western Mich.	5	1
										238	N	Western Mich.	10	4
										240	N	Central Mich.	11	1
										254	A	Nicholls St.	2	4
LAST 10 GAMES					228	A	Penn St.	9	0	181	H	Lipscomb	6	2
					228	A	Penn St.	6	3	97	A	Saint Louis	3	7
					228	A	Penn St.	3	2	97	A	Saint Louis	9	11
					163	H	Valparaiso	4	1	97	A	Saint Louis	1	15
					181	H	Lipscomb	1	3	254	A	Nicholls St.	2	4

Non-Div. I Games:

Purdue



Average RPI Win:	85	WON-LOST RECORD	WINNING PCT. RANK	LAST 10 GAMES	STRENGTH OF SCHEDULE	OPP. STRENGTH OF SCHEDULE	TEAM RPI	ADJ RPI	CONF. RPI	ADJ CONF. RPI		
Average RPI Loss:	90											
DIV. I ONLY		16-10-0	.61538	68	6-4-0	136	14	89	.53143	89	16	16
DIV. I NON-CONF.		14-9-0	.6087	92	4-3-0	147	9	113	.51943	113	14	14
<hr/>												
TOTALS	RPI 1-25	RPI 26-50		W-L RECORDS		RPI 51-100		RPI 101-150		RPI 150+		
16-10-0	0-0-0	2-2-0		OVERALL		10-4-0		4-4-0		0-0-0		
13-6-0	0-0-0	2-2-0		HOME		9-2-0		2-2-0		0-0-0		
3-4-0	0-0-0	0-0-0		AWAY		1-2-0		2-2-0		0-0-0		
0-0-0	0-0-0	0-0-0		NEUTRAL		0-0-0		0-0-0		0-0-0		
14-9-0	0-0-0	2-2-0		NON-CONFERENCE		10-4-0		2-3-0		0-0-0		
13-6-0	0-0-0	2-2-0		HOME		9-2-0		2-2-0		0-0-0		
1-3-0	0-0-0	0-0-		AWAY		1-2-0		0-1-0		0-0-0		
0-0-0	0-0-0	0-0-0		NEUTRAL		0-0-0		0-0-0		0-0-0		
2-1-0	0-0-0	0-0-0		CONFERENCE		0-0-0		2-1-0		0-0-0		
0-0-0	0-0-0	0-0-0		HOME		0-0-0		0-0-0		0-0-0		
2-1-0	0-0-0	0-0-0		AWAY		0-0-0		2-1-0		0-0-0		
0-0-0	0-0-0	0-0-0		NEUTRAL		0-0-0		0-0-0		0-0-0		
RPI	S	Opponent	Score	RPI	S	Opponent	Score	RPI	S	Opponent	Score	
				46	H	Seton Hall I	8 9	72	H	Illinois St.	7 6	
				46	H	Seton Hall I	3 2	72	H	Illinois St.	7 6	
				46	H	Seton Hall I	8 6	72	H	Illinois St.	6 1	
				46	H	Seton Hall I	1 5	72	H	Illinois St.	7 3	
								81	A	LSU	1 14	
								81	A	LSU	1 5	
								81	A	LSU	4 2	
								93	H	BYU	8 3	
								93	H	BYU	3 4	
								93	H	BYU	3 2	
								93	H	BYU	3 4	
								99	H	Air Force	4 1	
								99	H	Air Force	4 0	
								99	H	Air Force	2 1	
LAST 10 GAMES												
				147	A	Paci fi c	1 10	46	H	Seton Hall I	8 6	
				108	A	UC Irvine	14 2	46	H	Seton Hall I	1 5	
				108	A	UC Irvine	4 12	46	H	Seton Hall I	8 9	
				108	A	UC Irvine	4 3	72	H	Illinois St.	7 3	
				46	H	Seton Hall I	3 2	72	H	Illinois St.	7 6	

Non-Div. I Games:

Hawai i

Average RPI Win:		125	WON-LOST RECORD		WINNING PCT. RANK		LAST 10 GAMES		STRENGTH OF SCHEDULE		OPP. STRENGTH OF SCHEDULE		TEAM RPI		ADJ RPI		CONF. RPI		ADJ CONF. RPI	
DIV. I ONLY		13-12-0		.52	132	7-3-0		49		77		90		.53123		90	6		6	
DIV. I NON-CONF.		7-9-0		.4375	179	1-0-0		44		121		139		.50665		139	5		5	
TOTALS		RPI 1-25		RPI 26-50		W-L RECORDS		RPI 51-100		RPI 101-150		RPI 150+								
13-12-0		1-3-0		2-2-0		OVERALL		3-2-0		3-3-0		4-2-0								
11-5-0		0-0-0		1-0-0		HOME		3-0-0		3-3-0		4-2-0								
2-6-0		1-3-0		1-2-0		AWAY		0-1-0		0-0-0		0-0-0								
0-1-0		0-0-0		0-0-0		NEUTRAL		0-1-0		0-0-0		0-0-0								
7-9-0		1-3-0		1-0-0		NON-CONFERENCE		0-2-0		1-2-0		4-2-0								
6-4-0		0-0-0		1-0-0		HOME		0-0-0		1-2-0		4-2-0								
1-4-0		1-3-0		0-0-		AWAY		0-1-0		0-0-0		0-0-0								
0-1-0		0-0-0		0-0-0		NEUTRAL		0-1-0		0-0-0		0-0-0								
6-3-0		0-0-0		1-2-0		CONFERENCE		3-0-0		2-1-0		0-0-0								
5-1-0		0-0-0		0-0-0		HOME		3-0-0		2-1-0		0-0-0								
1-2-0		0-0-0		1-2-0		AWAY		0-0-0		0-0-0		0-0-0								
0-0-0		0-0-0		0-0-0		NEUTRAL		0-0-0		0-0-0		0-0-0								
RPI	S	Opponent		Score		RPI	S	Opponent		Score		RPI	S	Opponent		Score				
6	A	Wichita St.		3	12	41	A	Little Rock		1	5	53	N	Baylor		1	9			
6	A	Wichita St.		1	5	41	A	Little Rock		4	5	69	H	Georgia St.		6	4			
6	A	Wichita St.		4	5	41	A	Little Rock		15	13	69	H	Georgia St.		6	5			
16	A	Texas A&M		5	1	50	H	Minnesota		13	5	69	H	Georgia St.		12	10			
												86	A	TCU		1	14			

Non-Div. I Games:

UT Arlington

Average RPI Win:		138	WON-LOST RECORD		WINNING PCT. RANK		LAST 10 GAMES		STRENGTH OF SCHEDULE		OPP. STRENGTH OF SCHEDULE		TEAM RPI		ADJ RPI		CONF. RPI		ADJ CONF. RPI					
DIV. I ONLY			9-16-0		.36		221		2-8-0		13		101		91		.53076		91		3		3	
DIV. I NON-CONF.			5-8-0		.38462		202		0-2-0		49		209		136		.50855		136		3		3	
TOTALS		RPI 1-25		RPI 26-50				W-L RECORDS				RPI 51-100				RPI 101-150				RPI 150+				
9-16-0		1-8-0		0-1-0				OVERALL				0-0-0				4-6-0				4-1-0				
2-3-0		0-2-0		0-0-0				HOME				0-0-0				2-1-0				0-0-0				
5-8-0		1-5-0		0-0-0				AWAY				0-0-0				1-2-0				3-1-0				
2-5-0		0-1-0		0-1-0				NEUTRAL				0-0-0				1-3-0				1-0-0				
5-8-0		0-3-0		0-1-0				NON-CONFERENCE				0-0-0				1-3-0				4-1-0				
0-2-0		0-2-0		0-0-0				HOME				0-0-0				0-0-0				0-0-0				
3-1-0		0-0-0		0-0-				AWAY				0-0-0				0-0-0				3-1-0				
2-5-0		0-1-0		0-1-0				NEUTRAL				0-0-0				1-3-0				1-0-0				
4-8-0		1-5-0		0-0-0				CONFERENCE				0-0-0				3-3-0				0-0-0				
2-1-0		0-0-0		0-0-0				HOME				0-0-0				2-1-0				0-0-0				
2-7-0		1-5-0		0-0-0				AWAY				0-0-0				1-2-0				0-0-0				
0-0-0		0-0-0		0-0-0				NEUTRAL				0-0-0				0-0-0				0-0-0				
RPI	S	Opponent		Score		RPI	S	Opponent		Score		RPI	S	Opponent		Score		RPI	S	Opponent		Score		
4	A	Clemson		4	9	50	N	Minnesota		1	14							102	H	Virginia Tech		2	5	
4	A	Clemson		2	10													102	H	Virginia Tech		6	2	
4	A	Clemson		3	8													102	H	Virginia Tech		7	4	
13	H	Northeastern		4	7													111	N	Rutgers		11	6	
17	N	Indiana		0	4													122	N	Bryant		8	9	
18	A	NC State		7	13													124	N	Army West Point		1	11	
18	A	NC State		1	2													128	A	Virginia		6	2	
18	A	NC State		11	3													128	A	Virginia		9	10	
24	H	UConn		0	4													128	A	Virginia		3	7	
																		139	N	Wofford		10	12	
																		153	A	UNC Asheville		8	0	
																		176	A	Santa Clara		3	1	
																		176	A	Santa Clara		9	20	
																		176	A	Santa Clara		5	1	
																		277	N	Niagara		11	3	
LAST 10 GAMES																								

Non-Div. I Games:

Boston College

Average RPI Win: 165		WON-LOST	WINNING	LAST 10	STRENGTH OF		OPP. STRENGTH	TEAM	ADJ	CONF.	ADJ CONF.
Average RPI Loss: 85		RECORD	PCT. RANK	GAMES	SCHEDULE		OF SCHEDULE	RPI	RPI	RPI	RPI
DIV. I ONLY		17-10-0	.62963	60	7-3-0		159	74	91	.53076	91
DIV. I NON-CONF.		14-6-0	.7	48	5-0-0		105	122	45	.55943	45
TOTALS		RPI 1-25	RPI 26-50		W-L RECORDS		RPI 51-100		RPI 101-150		RPI 150+
17-10-0		0-1-0	1-3-0		OVERALL		2-4-0		4-0-0		10-2-0
14-1-0		0-0-0	1-0-0		HOME		0-0-0		3-0-0		10-1-0
2-6-0		0-0-0	0-2-0		AWAY		1-4-0		1-0-0		0-0-0
1-3-0		0-1-0	0-1-0		NEUTRAL		1-0-0		0-0-0		0-1-0
14-6-0		0-1-0	1-3-0		NON-CONFERENCE		1-1-0		4-0-0		8-1-0
12-0-0		0-0-0	1-0-0		HOME		0-0-0		3-0-0		8-0-0
1-3-0		0-0-0	0-0-		AWAY		0-1-0		1-0-0		0-0-0
1-3-0		0-1-0	0-1-0		NEUTRAL		1-0-0		0-0-0		0-1-0
3-4-0		0-0-0	0-0-0		CONFERENCE		1-3-0		0-0-0		2-1-0
2-1-0		0-0-0	0-0-0		HOME		0-0-0		0-0-0		2-1-0
1-3-0		0-0-0	0-0-0		AWAY		1-3-0		0-0-0		0-0-0
0-0-0		0-0-0	0-0-0		NEUTRAL		0-0-0		0-0-0		0-0-0
RPI S	Opponent	Score	RPI S	Opponent	Score	RPI S	Opponent	Score	RPI S	Opponent	Score
11 N	Arkansas	0 1	45 A	San Diego St.	2 3	65 A	San Diego	3 5	122 H	Bryant	10 1
			45 H	San Diego St.	13 4	71 A	Washington	2 3	122 H	Bryant	4 0
			49 N	Illinois	3 4	71 A	Washington	1 7	122 H	Bryant	5 1
			50 A	Minnesota	2 3	71 A	Washington	0 1	125 A	New Mexico	16 6
						77 N	Michigan	9 5	172 H	Washington St.	5 4
						100 A	Arizona St.	6 2	172 H	Washington St.	9 2
									172 H	Washington St.	4 5
									194 H	North Dakota St.	9 4
									194 H	North Dakota St.	13 3
									194 H	North Dakota St.	11 2
									198 H	New Mexico St.	5 4
									198 H	New Mexico St.	14 0
									245 N	Michigan St.	2 3
									254 H	Nicholls St.	11 3
									254 H	Nicholls St.	11 5
									254 H	Nicholls St.	9 3
			LAST 10 GAMES								
			125 A	New Mexico	16 6	172 H	Washington St.	4 5			
			254 H	Nicholls St.	9 3	172 H	Washington St.	5 4			
			254 H	Nicholls St.	11 5	198 H	New Mexico St.	14 0			
			254 H	Nicholls St.	11 3	71 A	Washington	2 3			
			172 H	Washington St.	9 2	71 A	Washington	0 1			

Non-Div. I Games:

Ari zona

Average RPI Win: 148		WON-LOST RECORD	WINNING PCT. RANK	LAST 10 GAMES	STRENGTH OF SCHEDULE	OPP. STRENGTH OF SCHEDULE	TEAM RPI	ADJ RPI	CONF. RPI	ADJ CONF. RPI	
Average RPI Loss: 84											
DIV. I ONLY		14-12-0	.53846 119	5-5-0	135	60	93	.53034 93	10	10	
DIV. I NON-CONF.		11-6-0	.64706 68	2-0-0	81	57	19	.58651 19	10	10	
<hr/>											
TOTALS		RPI 1-25	RPI 26-50		W-L RECORDS		RPI 51-100		RPI 101-150		RPI 150+
14-12-0		0-3-0	0-0-0		OVERALL		4-3-0		6-6-0		4-0-0
7-4-0		0-0-0	0-0-0		HOME		2-1-0		1-3-0		4-0-0
7-8-0		0-3-0	0-0-0		AWAY		2-2-0		5-3-0		0-0-0
0-0-0		0-0-0	0-0-0		NEUTRAL		0-0-0		0-0-0		0-0-0
11-6-0		0-3-0	0-0-0		NON-CONFERENCE		2-2-0		5-1-0		4-0-0
5-0-0		0-0-0	0-0-0		HOME		0-0-0		1-0-0		4-0-0
6-6-0		0-3-0	0-0-		AWAY		2-2-0		4-1-0		0-0-0
0-0-0		0-0-0	0-0-0		NEUTRAL		0-0-0		0-0-0		0-0-0
3-6-0		0-0-0	0-0-0		CONFERENCE		2-1-0		1-5-0		0-0-0
2-4-0		0-0-0	0-0-0		HOME		2-1-0		0-3-0		0-0-0
1-2-0		0-0-0	0-0-0		AWAY		0-0-0		1-2-0		0-0-0
0-0-0		0-0-0	0-0-0		NEUTRAL		0-0-0		0-0-0		0-0-0
RPI	S	Opponent	Score	RPI	S	Opponent	Score	RPI	S	Opponent	Score
9	A	Auburn	3 4					103	H	Loyol a Marymount	4 7
9	A	Auburn	4 21					103	H	Loyol a Marymount	8 9
9	A	Auburn	5 9					103	H	Loyol a Marymount	4 9
								135	A	Pepperdi ne	2 5
								135	A	Pepperdi ne	13 6
								135	A	Pepperdi ne	0 2
								144	A	CSUN	10 8
								144	A	CSUN	9 10
								144	A	CSUN	5 3
								144	A	CSUN	6 5
								150	A	Utah Valley	14 2
								150	H	Utah Valley	9 3
								199	H	Utah	7 6
								222	H	Omaha	6 4
								222	H	Omaha	13 3
								222	H	Omaha	8 1
				LAST 10 GAMES							
				135	A	Pepperdi ne	2 5	82	H	Gonzaga	6 2
				135	A	Pepperdi ne	13 6	82	H	Gonzaga	6 4
				135	A	Pepperdi ne	0 2	199	H	Utah	7 6
				150	A	Utah Valley	14 2	103	H	Loyol a Marymount	4 9
				82	H	Gonzaga	3 4	103	H	Loyol a Marymount	8 9

Non-Div. I Games:

BYU

[illegible]

**Non-Div. I Games:**

Mi ssi ssi ppi St.

Average RPI Win:		173	WON-LOST RECORD		WINNING PCT. RANK		LAST 10 GAMES		STRENGTH OF SCHEDULE		OPP. STRENGTH OF SCHEDULE		TEAM RPI		ADJ RPI		CONF. RPI		ADJ CONF. RPI		
DIV. I ONLY			17-11-0		.60714 74		5-5-0		126		157		95		.52895 95		2		2		
DIV. I NON-CONF.			15-7-0		.68182 57		3-3-0		130		240		98		.52639 98		2		2		
TOTALS		RPI 1-25		RPI 26-50		W-L RECORDS		RPI 51-100		RPI 101-150		RPI 150+									
17-11-0		0-2-0		0-4-0		OVERALL		5-1-0		0-0-0		12-4-0									
14-4-0		0-0-0		0-1-0		HOME		3-0-0		0-0-0		11-3-0									
3-7-0		0-2-0		0-3-0		AWAY		2-1-0		0-0-0		1-1-0									
0-0-0		0-0-0		0-0-0		NEUTRAL		0-0-0		0-0-0		0-0-0									
15-7-0		0-2-0		0-1-0		NON-CONFERENCE		3-0-0		0-0-0		12-4-0									
14-4-0		0-0-0		0-1-0		HOME		3-0-0		0-0-0		11-3-0									
1-3-0		0-2-0		0-0-		AWAY		0-0-0		0-0-0		1-1-0									
0-0-0		0-0-0		0-0-0		NEUTRAL		0-0-0		0-0-0		0-0-0									
2-4-0		0-0-0		0-3-0		CONFERENCE		2-1-0		0-0-0		0-0-0									
0-0-0		0-0-0		0-0-0		HOME		0-0-0		0-0-0		0-0-0									
2-4-0		0-0-0		0-3-0		AWAY		2-1-0		0-0-0		0-0-0									
0-0-0		0-0-0		0-0-0		NEUTRAL		0-0-0		0-0-0		0-0-0									
RPI	S	Opponent		Score		RPI	S	Opponent		Score		RPI	S	Opponent		Score					
7	A	Florida St.		7	12	28	H	Missouri St.		2	12	53	A	Baylor		6	17				
7	A	Florida St.		5	10	43	A	Texas		4	5	53	A	Baylor		6	5				
						43	A	Texas		4	14	53	A	Baylor		8	5				
						43	A	Texas		0	4	67	H	St. John's (NY)		6	1				
												67	H	St. John's (NY)		7	4				
												67	H	St. John's (NY)		6	5				
														204 H Northwestern		12	18				
														204 H Northwestern		10	3				
														222 H Omaha		6	2				
														222 H Omaha		8	6				
														232 A Grand Canyon		2	12				
														232 A Grand Canyon		6	5				
														244 H Murray St.		4	1				
														244 H Murray St.		5	3				
														244 H Murray St.		5	10				
														251 H Texas Southern		3	2				
														251 H Texas Southern		7	5				
														251 H Texas Southern		7	1				
LAST 10 GAMES						LAST 10 GAMES						LAST 10 GAMES									
158 H Morehead St.						12	0	53 A Baylor						6	17	53 A Baylor				6	5
158 H Morehead St.						3	5	232 A Grand Canyon						6	5	232 A Grand Canyon				2	12
158 H Morehead St.						8	6	43 A Texas						4	5						
28 H Missouri St.						2	12														
53 A Baylor						8	5														

Non-Div. I Games:

Kansas

Average RPI Win:		175	WON-LOST RECORD		WINNING PCT. RANK		LAST 10 GAMES		STRENGTH OF SCHEDULE		OPP. STRENGTH OF SCHEDULE		TEAM RPI		ADJ RPI		CONF. RPI		ADJ CONF. RPI								
DIV. I ONLY			14-11-0		.56		112		7-3-0		102		124		96		.52889		96		12		12				
DIV. I NON-CONF.			9-8-0		.52941		128		2-0-0		136		45		131		.51038		131		13		13				
TOTALS		RPI 1-25		RPI 26-50		W-L RECORDS		RPI 51-100		RPI 101-150		RPI 150+															
14-11-0		0-3-0		0-3-0		OVERALL		2-1-0		1-1-0		11-3-0															
8-6-0		0-3-0		0-0-0		HOME		2-1-0		1-0-0		5-2-0															
6-5-0		0-0-0		0-3-0		AWAY		0-0-0		0-1-0		6-1-0															
0-0-0		0-0-0		0-0-0		NEUTRAL		0-0-0		0-0-0		0-0-0															
9-8-0		0-3-0		0-1-0		NON-CONFERENCE		2-1-0		1-1-0		6-2-0															
5-6-0		0-3-0		0-0-0		HOME		2-1-0		1-0-0		2-2-0															
4-2-0		0-0-0		0-0-		AWAY		0-0-0		0-1-0		4-0-0															
0-0-0		0-0-0		0-0-0		NEUTRAL		0-0-0		0-0-0		0-0-0															
5-3-0		0-0-0		0-2-0		CONFERENCE		0-0-0		0-0-0		5-1-0															
3-0-0		0-0-0		0-0-0		HOME		0-0-0		0-0-0		3-0-0															
2-3-0		0-0-0		0-2-0		AWAY		0-0-0		0-0-0		2-1-0															
0-0-0		0-0-0		0-0-0		NEUTRAL		0-0-0		0-0-0		0-0-0															
RPI	S	Opponent		Score		RPI	S	Opponent		Score		RPI	S	Opponent		Score											
2	H	Texas Tech		0	5	40	A	Southern Mi ss.		2	12	85	H	San Franci sco		2	11	119	A	Texas St.		2	5				
2	H	Texas Tech		6	10	40	A	Southern Mi ss.		3	4	85	H	San Franci sco		13	5	119	H	Texas St.		7	2				
2	H	Texas Tech		0	3	43	A	Texas		0	2	85	H	San Franci sco		11	1	169	A	McNeese		14	3				
																		169	A	McNeese		1	0				
																		169	A	McNeese		5	2				
																		187	A	Houston Bapti st		6	5				
																		200	H	Col umbi a		8	5				
																		200	H	Col umbi a		7	11				
																		200	H	Col umbi a		3	9				
																		200	H	Col umbi a		3	2				
																		203	H	Marshall I		12	2				
																		203	H	Marshall I		4	3				
																		203	H	Marshall I		11	2				
																		226	A	Western Ky.		5	0				
																		226	A	Western Ky.		10	4				
																		226	A	Western Ky.		5	9				
						LAST 10 GAMES																					
						226 A Western Ky.						5	9	203 H Marshall I						11	2						
						226 A Western Ky.						10	4	203 H Marshall I						4	3						
						226 A Western Ky.						5	0	119 H Texas St.						7	2						
						187 A Houston Bapti st						6	5	40 A Southern Mi ss.						3	4						
						203 H Marshall I						12	2	40 A Southern Mi ss.						2	12						

Non-Div. I Games:

UTSA



Average RPI Win: 164		WON-LOST	WINNING	LAST 10	STRENGTH OF		OPP. STRENGTH	TEAM	ADJ		CONF.	ADJ CONF.		
Average RPI Loss: 136		RECORD	PCT. RANK	GAMES	SCHEDULE		OF SCHEDULE	RPI	RPI		RPI	RPI		
DIV. I ONLY		18-8-0	.69231	37	9-1-0		199	108	97	.52772	97	20	20	
DIV. I NON-CONF.		13-7-0	.65	65	4-0-0		262	47	161	.49735	161	22	22	
TOTALS		RPI 1-25		RPI 26-50		W-L RECORDS		RPI 51-100		RPI 101-150		RPI 150+		
18-8-0		0-0-0		1-0-0		OVERALL		4-2-0		2-3-0		11-3-0		
12-1-0		0-0-0		0-0-0		HOME		3-0-0		2-1-0		7-0-0		
5-1-0		0-0-0		1-0-0		AWAY		0-0-0		0-0-0		4-1-0		
1-6-0		0-0-0		0-0-0		NEUTRAL		1-2-0		0-2-0		0-2-0		
13-7-0		0-0-0		1-0-0		NON-CONFERENCE		4-2-0		0-2-0		8-3-0		
10-0-0		0-0-0		0-0-0		HOME		3-0-0		0-0-0		7-0-0		
2-1-0		0-0-0		1-0-		AWAY		0-0-0		0-0-0		1-1-0		
1-6-0		0-0-0		0-0-0		NEUTRAL		1-2-0		0-2-0		0-2-0		
5-1-0		0-0-0		0-0-0		CONFERENCE		0-0-0		2-1-0		3-0-0		
2-1-0		0-0-0		0-0-0		HOME		0-0-0		2-1-0		0-0-0		
3-0-0		0-0-0		0-0-0		AWAY		0-0-0		0-0-0		3-0-0		
0-0-0		0-0-0		0-0-0		NEUTRAL		0-0-0		0-0-0		0-0-0		
RPI	S	Opponent	Score		RPI	S	Opponent	Score		RPI	S	Opponent	Score	
					34	A	Iowa	7	6	74	N	Pittsburgh	6	5
										88	H	Purdue	11	9
										88	H	Purdue	7	3
										88	H	Purdue	15	1
										88	N	Purdue	2	5
										98	N	Notre Dame	3	7
										115	H	VCU	2	4
										115	H	VCU	9	0
										115	H	VCU	7	1
										133	N	Tol edo	8	16
										133	N	Tol edo	1	4
										156	A	Incarnate Word	2	3
										156	N	Incarnate Word	2	5
										165	A	SIUE	5	4
										165	H	SIUE	5	2
										206	H	Oakl and	6	4
										206	H	Oakl and	9	3
										206	H	Oakl and	8	0
										212	N	Ol d Domi ni on	3	8
										219	A	Sai nt Joseph' s	10	0
										219	A	Sai nt Joseph' s	4	1
										219	A	Sai nt Joseph' s	7	3
										249	H	Chi cago St.	7	2
										249	H	Chi cago St.	4	0
										249	H	Chi cago St.	8	4
LAST 10 GAMES														
					115	H	VCU	9	0	219	A	Sai nt Joseph' s	7	3
					115	H	VCU	7	1	219	A	Sai nt Joseph' s	4	1
					115	H	VCU	2	4	34	A	Iowa	7	6
					165	A	SIUE	5	4	88	H	Purdue	7	3
					219	A	Sai nt Joseph' s	10	0	88	H	Purdue	11	9

Non-Div. I Games:

Saint Louis

Average RPI Win:	97	WON-LOST RECORD	WINNING PCT. RANK	LAST 10 GAMES	STRENGTH OF SCHEDULE	OPP. STRENGTH OF SCHEDULE	TEAM RPI	ADJ RPI	CONF. RPI	ADJ CONF. RPI									
DIV. I ONLY	11-16-0	.40741	204	3-7-0	38	84	98	.52619	98	3	3								
DIV. I NON-CONF.	7-8-0	.46667	165	1-2-0	68	206	124	.51571	124	3	3								
<hr/>																			
TOTALS	RPI 1-25	RPI 26-50		W-L RECORDS	RPI 51-100		RPI 101-150		RPI 150+										
11-16-0	1-2-0	1-3-0		OVERALL	6-5-0		2-1-0		1-5-0										
3-3-0	0-0-0	0-0-0		HOME	1-1-0		2-1-0		0-1-0										
4-8-0	1-2-0	0-3-0		AWAY	3-3-0		0-0-0		0-0-0										
4-5-0	0-0-0	1-0-0		NEUTRAL	2-1-0		0-0-0		1-4-0										
7-8-0	0-0-0	1-0-0		NON-CONFERENCE	5-3-0		0-0-0		1-5-0										
1-2-0	0-0-0	0-0-0		HOME	1-1-0		0-0-0		0-1-0										
2-1-0	0-0-0	0-0-		AWAY	2-1-0		0-0-0		0-0-0										
4-5-0	0-0-0	1-0-0		NEUTRAL	2-1-0		0-0-0		1-4-0										
4-8-0	1-2-0	0-3-0		CONFERENCE	1-2-0		2-1-0		0-0-0										
2-1-0	0-0-0	0-0-0		HOME	0-0-0		2-1-0		0-0-0										
2-7-0	1-2-0	0-3-0		AWAY	1-2-0		0-0-0		0-0-0										
0-0-0	0-0-0	0-0-0		NEUTRAL	0-0-0		0-0-0		0-0-0										
<hr/>																			
RPI	S	Opponent	Score		RPI	S	Opponent	Score		RPI	S	Opponent	Score						
7	A	Florida St.	8	7	39	A	Duke	4	5	63	H	Kent St.	1	4	129	H	Wake Forest	5	2
7	A	Florida St.	5	7	39	A	Duke	4	16	63	H	Kent St.	2	1	129	H	Wake Forest	7	6
7	A	Florida St.	4	6	39	A	Duke	3	6	76	A	Mi ami (FL)	9	5	129	H	Wake Forest	3	9
					46	N	Seton Hall	9	8	76	A	Mi ami (FL)	0	3	156	N	Incarnate Word	3	5
										76	A	Mi ami (FL)	0	9	180	H	Northern Ill.	3	5
										81	A	LSU	10	5	191	N	Seattle U	7	11
										81	A	LSU	11	3	219	N	Saint Joseph's	8	10
										81	A	LSU	6	7	219	N	Saint Joseph's	4	6
										88	N	Purdue	4	2	268	N	Youngstown St.	8	0
										88	N	Purdue	7	8					
										97	N	Saint Louis	7	3					
<hr/>																			
LAST 10 GAMES																			
39 A Duke												4	16	129 H Wake Forest				3	9
39 A Duke												3	6	129 H Wake Forest				7	6
39 A Duke												4	5	129 H Wake Forest				5	2
63 H Kent St.												2	1	180 H Northern Ill.				3	5
63 H Kent St.												1	4	7 A Florida St.				5	7

**Non-Div. I Games:**

Notre Dame

Average RPI Win:		160	WON-LOST RECORD		WINNING PCT. RANK	LAST 10 GAMES	STRENGTH OF SCHEDULE		OPP. STRENGTH OF SCHEDULE	TEAM RPI	ADJ RPI	CONF. RPI	ADJ CONF. RPI				
Average RPI Loss:		89															
DIV. I ONLY			11-15-0		.42308	193	6-4-0		41	156	99	.52617	99	7	7		
DIV. I NON-CONF.			6-8-0		.42857	183	2-0-0		37	231	87	.53224	87	9	9		
TOTALS		RPI 1-25		RPI 26-50		W-L RECORDS		RPI 51-100		RPI 101-150		RPI 150+					
11-15-0		1-3-0		1-2-0		OVERALL		1-5-0		2-2-0		6-3-0					
5-3-0		1-2-0		0-0-0		HOME		0-0-0		0-0-0		4-1-0					
5-10-0		0-1-0		1-2-0		AWAY		1-5-0		2-2-0		1-0-0					
1-2-0		0-0-0		0-0-0		NEUTRAL		0-0-0		0-0-0		1-2-0					
6-8-0		0-1-0		0-0-0		NON-CONFERENCE		1-5-0		1-0-0		4-2-0					
2-0-0		0-0-0		0-0-0		HOME		0-0-0		0-0-0		2-0-0					
3-6-0		0-1-0		0-0-		AWAY		1-5-0		1-0-0		1-0-0					
1-2-0		0-0-0		0-0-0		NEUTRAL		0-0-0		0-0-0		1-2-0					
5-7-0		1-2-0		1-2-0		CONFERENCE		0-0-0		1-2-0		2-1-0					
3-3-0		1-2-0		0-0-0		HOME		0-0-0		0-0-0		2-1-0					
2-4-0		0-0-0		1-2-0		AWAY		0-0-0		1-2-0		0-0-0					
0-0-0		0-0-0		0-0-0		NEUTRAL		0-0-0		0-0-0		0-0-0					
RPI	S	Opponent		Score		RPI	S	Opponent		Score		RPI	S	Opponent		Score	
18	A	NC State		5	15	45	A	San Di ego St.		2	3	59	A	DBU		1	7
21	H	UNLV		15	19	45	A	San Di ego St.		2	3	59	A	DBU		3	11
21	H	UNLV		15	12	45	A	San Di ego St.		7	3	59	A	DBU		6	0
21	H	UNLV		6	11							89	A	Hawai i		1	4
												89	A	Hawai i		0	4
												89	A	Hawai i		1	2
												125	A	New Mexi co		10	4
												125	A	New Mexi co		4	7
												125	A	New Mexi co		11	12
												150	A	Utah Valley		12	6
												174	N	Navy		4	6
												174	N	Navy		11	10
												174	N	Navy		1	16
												205	H	San Jose St.		1	3
												205	H	San Jose St.		5	4
												205	H	San Jose St.		19	3
												234	A	Northern Colo.		12	6
												269	H	South Dakota St.		8	7
												269	H	South Dakota St.		11	7
				LAST 10 GAMES													
				150	A	Utah Valley		12	6	125	A	New Mexi co		11	12		
				205	H	San Jose St.		19	3	125	A	New Mexi co		10	4		
				205	H	San Jose St.		1	3	234	A	Northern Colo.		12	6		
				205	H	San Jose St.		5	4	21	H	UNLV		15	12		
				125	A	New Mexi co		4	7	21	H	UNLV		15	19		

Non-Div. I Games: Adams St. 7 6

Air Force

Average RPI Win:		96	WON-LOST RECORD		WINNING PCT. RANK	LAST 10 GAMES	STRENGTH OF SCHEDULE		OPP. STRENGTH OF SCHEDULE	TEAM RPI	ADJ RPI	CONF. RPI	ADJ CONF. RPI				
Average RPI Loss:		111															
DIV. I ONLY		13-14-0		.48148	152	5-5-0	23		149	100	.52578	100	4	4			
DIV. I NON-CONF.		8-9-0		.47059	160	0-1-0	16		237	118	.51652	118	4	4			
TOTALS		RPI 1-25		RPI 26-50		W-L RECORDS		RPI 51-100		RPI 101-150		RPI 150+					
13-14-0		3-1-0		2-1-0		OVERALL		2-5-0		3-3-0		3-4-0					
9-9-0		3-1-0		2-1-0		HOME		1-3-0		1-2-0		2-2-0					
4-5-0		0-0-0		0-0-0		AWAY		1-2-0		2-1-0		1-2-0					
0-0-0		0-0-0		0-0-0		NEUTRAL		0-0-0		0-0-0		0-0-0					
8-9-0		0-1-0		2-1-0		NON-CONFERENCE		1-2-0		3-3-0		2-2-0					
6-8-0		0-1-0		2-1-0		HOME		1-2-0		1-2-0		2-2-0					
2-1-0		0-0-0		0-0-		AWAY		0-0-0		2-1-0		0-0-0					
0-0-0		0-0-0		0-0-0		NEUTRAL		0-0-0		0-0-0		0-0-0					
5-5-0		3-0-0		0-0-0		CONFERENCE		1-3-0		0-0-0		1-2-0					
3-1-0		3-0-0		0-0-0		HOME		0-1-0		0-0-0		0-0-0					
2-4-0		0-0-0		0-0-0		AWAY		1-2-0		0-0-0		1-2-0					
0-0-0		0-0-0		0-0-0		NEUTRAL		0-0-0		0-0-0		0-0-0					
RPI	S	Opponent		Score		RPI	S	Opponent		Score		RPI	S	Opponent		Score	
21	H	UNLV		3	10	48	H	Oklahoma St.		9	1	57	A	UCLA		4	0
22	H	Oregon		6	1	48	H	Oklahoma St.		2	3	57	A	UCLA		4	5
22	H	Oregon		7	4	48	H	Oklahoma St.		14	2	57	A	UCLA		1	12
22	H	Oregon		18	4							87	H	UNCW		9	4
												87	H	UNCW		0	9
												87	H	UNCW		1	3
												91	H	Arizona		2	6
												120	H	Saint Mary's (CA)		2	1
												120	H	Saint Mary's (CA)		5	6
												120	H	Saint Mary's (CA)		1	6
												123	A	Long Beach St.		1	0
												123	A	Long Beach St.		4	16
												135	A	Pepperdine		10	7
												172	A	Washington St.		3	4
												172	A	Washington St.		7	0
												172	A	Washington St.		7	8
												196	H	Miami (OH)		7	3
												196	H	Miami (OH)		2	4
												196	H	Miami (OH)		8	16
												196	H	Miami (OH)		11	1
						LAST 10 GAMES											
						172	A	Washington St.		7	0	57	A	UCLA		4	5
						172	A	Washington St.		3	4	21	H	UNLV		3	10
						172	A	Washington St.		7	8	22	H	Oregon		6	1
						57	A	UCLA		4	0	22	H	Oregon		18	4
						57	A	UCLA		1	12	22	H	Oregon		7	4

Non-Div. I Games:

Ari zona St.

Average RPI Win: 225		WON-LOST RECORD		WINNING PCT. RANK		LAST 10 GAMES		STRENGTH OF SCHEDULE		OPP. STRENGTH OF SCHEDULE		TEAM RPI		ADJ RPI		CONF. RPI		ADJ CONF. RPI	
DIV. I ONLY		15-7-0		.68182 41		3-5-0		197		248		101		.52559 101		13		13	
DIV. I NON-CONF.		15-7-0		.68182 57		3-5-0		215		251		99		.52559 99		12		12	
TOTALS		RPI 1-25		RPI 26-50		W-L RECORDS		RPI 51-100		RPI 101-150		RPI 150+							
15-7-0		0-3-0		0-0-0		OVERALL		1-1-0		0-0-0		14-3-0							
3-2-0		0-0-0		0-0-0		HOME		0-0-0		0-0-0		3-2-0							
3-4-0		0-3-0		0-0-0		AWAY		1-0-0		0-0-0		2-1-0							
9-1-0		0-0-0		0-0-0		NEUTRAL		0-1-0		0-0-0		9-0-0							
15-7-0		0-3-0		0-0-0		NON-CONFERENCE		1-1-0		0-0-0		14-3-0							
3-2-0		0-0-0		0-0-0		HOME		0-0-0		0-0-0		3-2-0							
3-4-0		0-3-0		0-0-		AWAY		1-0-0		0-0-0		2-1-0							
9-1-0		0-0-0		0-0-0		NEUTRAL		0-1-0		0-0-0		9-0-0							
0-0-0		0-0-0		0-0-0		CONFERENCE		0-0-0		0-0-0		0-0-0							
0-0-0		0-0-0		0-0-0		HOME		0-0-0		0-0-0		0-0-0							
0-0-0		0-0-0		0-0-0		AWAY		0-0-0		0-0-0		0-0-0							
0-0-0		0-0-0		0-0-0		NEUTRAL		0-0-0		0-0-0		0-0-0							
RPI	S	Opponent		Score		RPI	S	Opponent		Score		RPI	S	Opponent		Score			
17	A	Indiana		0	13			74	N	Pittsburgh		0	3	161	N	Eastern Ky.		6	5
17	A	Indiana		3	10			87	A	UNCW		6	2	163	H	Valparaiso		2	9
17	A	Indiana		5	6									193	H	Ball St.		6	2
														210	N	George Mason		5	4
														210	N	George Mason		12	1
														210	N	George Mason		3	0
														210	N	George Mason		5	3
														224	N	Lehigh		12	1
														224	N	Lehigh		15	6
														238	A	Western Mich.		13	3
														238	A	Western Mich.		1	4
														238	A	Western Mich.		3	0
														289	H	Fort Wayne		8	7
														289	H	Fort Wayne		1	5
														289	H	Fort Wayne		8	7
														293	N	Saint Peter's		19	1
														293	N	Saint Peter's		5	1
LAST 10 GAMES																			
17	A	Indiana		3	10	238	A	Western Mich.		1	4								
17	A	Indiana		5	6	238	A	Western Mich.		3	0								
17	A	Indiana		0	13	193	H	Ball St.		6	2								
163	H	Valparaiso		2	9	289	H	Fort Wayne		8	7								
238	A	Western Mich.		13	3	289	H	Fort Wayne		1	5								

Non-Div. I Games: St. Francis (IN) 11 1 Anderson (IN) 13 4

Butler

[illegible]

**Non-Div. I Games:**

Virginia Tech

Average RPI Win:		116	WON-LOST RECORD		WINNING PCT. RANK		LAST 10 GAMES		STRENGTH OF SCHEDULE		OPP. STRENGTH OF SCHEDULE		TEAM RPI		ADJ RPI		CONF. RPI		ADJ CONF. RPI				
DIV. I ONLY			13-14-0		.48148 152		6-4-0		104		39		103		.52428 103		10		10				
DIV. I NON-CONF.			7-11-0		.38889 199		1-1-0		69		23		144		.50589 144		10		10				
TOTALS		RPI 1-25		RPI 26-50				W-L RECORDS		RPI 51-100				RPI 101-150				RPI 150+					
13-14-0		1-4-0		0-1-0				OVERALL		5-3-0				4-6-0				3-0-0					
7-4-0		1-2-0		0-0-0				HOME		0-0-0				3-2-0				3-0-0					
6-8-0		0-1-0		0-0-0				AWAY		5-3-0				1-4-0				0-0-0					
0-2-0		0-1-0		0-1-0				NEUTRAL		0-0-0				0-0-0				0-0-0					
7-11-0		1-4-0		0-1-0				NON-CONFERENCE		2-3-0				1-3-0				3-0-0					
5-3-0		1-2-0		0-0-0				HOME		0-0-0				1-1-0				3-0-0					
2-6-0		0-1-0		0-0-				AWAY		2-3-0				0-2-0				0-0-0					
0-2-0		0-1-0		0-1-0				NEUTRAL		0-0-0				0-0-0				0-0-0					
6-3-0		0-0-0		0-0-0				CONFERENCE		3-0-0				3-3-0				0-0-0					
2-1-0		0-0-0		0-0-0				HOME		0-0-0				2-1-0				0-0-0					
4-2-0		0-0-0		0-0-0				AWAY		3-0-0				1-2-0				0-0-0					
0-0-0		0-0-0		0-0-0				NEUTRAL		0-0-0				0-0-0				0-0-0					
RPI	S	Opponent		Score		RPI	S	Opponent		Score		RPI	S	Opponent		Score		RPI	S	Opponent		Score	
21	A	UNLV		10	11	37	N	Indiana St.		2	8	57	A	UCLA		1	12	108	A	UC Irvine		2	10
22	H	Oregon		4	2							89	A	Hawaii		4	2	108	H	UC Irvine		5	6
22	H	Oregon		7	9							89	A	Hawaii		3	5	114	A	Southern California		2	3
22	H	Oregon		1	2							89	A	Hawaii		3	0	123	H	Long Beach St.		5	4
22	N	Oregon		1	6							89	A	Hawaii		0	4	135	H	Pepperdine		2	6
												93	A	BYU		7	4	135	H	Pepperdine		4	3
												93	A	BYU		9	8	135	H	Pepperdine		5	3
												93	A	BYU		9	4	147	A	Pacific		13	4
																		147	A	Pacific		2	3
																		147	A	Pacific		5	7
																		163	H	Valparaiso		10	3
																		163	H	Valparaiso		7	4
																		163	H	Valparaiso		15	5
						LAST 10 GAMES																	
						147	A	Pacific		5	7	135	H	Pepperdine		5	3						
						147	A	Pacific		2	3	135	H	Pepperdine		2	6						
						147	A	Pacific		13	4	123	H	Long Beach St.		5	4						
						108	A	UC Irvine		2	10	93	A	BYU		9	4						
						135	H	Pepperdine		4	3	93	A	BYU		9	8						

Non-Div. I Games:

Loyola Marymount

Average RPI Win:		156	WON-LOST RECORD		WINNING PCT. RANK		LAST 10 GAMES		STRENGTH OF SCHEDULE		OPP. STRENGTH OF SCHEDULE		TEAM RPI		ADJ RPI		CONF. RPI		ADJ CONF. RPI	
DIV. I ONLY			17-11-0		.60714 74		7-3-0		111		145		104		.52325 104		17		17	
DIV. I NON-CONF.			8-8-0		.5 141		0-2-0		92		155		185		.48328 185		19		19	
TOTALS		RPI 1-25		RPI 26-50		W-L RECORDS		RPI 51-100		RPI 101-150		RPI 150+								
17-11-0		2-2-0		1-3-0		OVERALL		0-0-0		5-2-0		9-4-0								
13-8-0		2-2-0		1-3-0		HOME		0-0-0		2-1-0		8-2-0								
4-3-0		0-0-0		0-0-0		AWAY		0-0-0		3-1-0		1-2-0								
0-0-0		0-0-0		0-0-0		NEUTRAL		0-0-0		0-0-0		0-0-0								
8-8-0		2-2-0		1-3-0		NON-CONFERENCE		0-0-0		0-1-0		5-2-0								
8-7-0		2-2-0		1-3-0		HOME		0-0-0		0-0-0		5-2-0								
0-1-0		0-0-0		0-0-		AWAY		0-0-0		0-1-0		0-0-0								
0-0-0		0-0-0		0-0-0		NEUTRAL		0-0-0		0-0-0		0-0-0								
9-3-0		0-0-0		0-0-0		CONFERENCE		0-0-0		5-1-0		4-2-0								
5-1-0		0-0-0		0-0-0		HOME		0-0-0		2-1-0		3-0-0								
4-2-0		0-0-0		0-0-0		AWAY		0-0-0		3-0-0		1-2-0								
0-0-0		0-0-0		0-0-0		NEUTRAL		0-0-0		0-0-0		0-0-0								
RPI	S	Opponent		Score		RPI	S	Opponent		Score		RPI	S	Opponent		Score				
6	H	Wichita St.		6	9	28	H	Missouri St.		2	5	134	H	Northwestern St.		3	0			
14	H	Creighton		7	6	28	H	Missouri St.		1	0	134	H	Northwestern St.		12	1			
14	H	Creighton		5	12	41	H	Little Rock		5	6	134	H	Northwestern St.		4	6			
14	H	Creighton		6	2	48	H	Oklahoma St.		1	3	136	A	New Orleans		5	3			
												136	A	New Orleans		4	2			
												136	A	New Orleans		16	7			
												148	A	Oral Roberts		3	4			
												156	H	Incarnate Word		6	5			
												156	H	Incarnate Word		8	3			
												156	H	Incarnate Word		4	3			
												169	A	McNeese		3	8			
												169	A	McNeese		5	6			
												169	A	McNeese		6	1			
												180	H	Northern Ill.		4	9			
												180	H	Northern Ill.		3	2			
												180	H	Northern Ill.		3	6			
												265	H	Southeast Mo. St.		7	3			
												265	H	Southeast Mo. St.		5	4			
												287	H	Mississippi Val.		27	2			
												287	H	Mississippi Val.		19	4			
LAST 10 GAMES																				
						134	H	Northwestern St.		4	6	136	A	New Orleans		16	7			
						134	H	Northwestern St.		3	0	136	A	New Orleans		4	2			
						134	H	Northwestern St.		12	1	48	H	Oklahoma St.		1	3			
						6	H	Wichita St.		6	9	156	H	Incarnate Word		6	5			
						136	A	New Orleans		5	3	156	H	Incarnate Word		8	3			

Non-Div. I Games:

Central Ark.



Average RPI Win:		150	WON-LOST RECORD		WINNING PCT. RANK		LAST 10 GAMES		STRENGTH OF SCHEDULE		OPP. STRENGTH OF SCHEDULE		TEAM RPI		ADJ RPI		CONF. RPI		ADJ CONF. RPI				
DIV. I ONLY			13-14-0		.48148 152		6-4-0		55		51		105		.52256 105		6		6				
DIV. I NON-CONF.			7-11-0		.38889 199		0-1-0		18		98		91		.5287 91		5		5				
TOTALS		RPI 1-25		RPI 26-50		W-L RECORDS		RPI 51-100		RPI 101-150		RPI 150+											
13-14-0		2-4-0		0-7-0		OVERALL		1-0-0		2-1-0		8-2-0											
11-6-0		1-2-0		0-1-0		HOME		1-0-0		2-1-0		7-2-0											
2-8-0		1-2-0		0-6-0		AWAY		0-0-0		0-0-0		1-0-0											
0-0-0		0-0-0		0-0-0		NEUTRAL		0-0-0		0-0-0		0-0-0											
7-11-0		1-2-0		0-7-0		NON-CONFERENCE		1-0-0		0-0-0		5-2-0											
5-3-0		0-0-0		0-1-0		HOME		1-0-0		0-0-0		4-2-0											
2-8-0		1-2-0		0-0-		AWAY		0-0-0		0-0-0		1-0-0											
0-0-0		0-0-0		0-0-0		NEUTRAL		0-0-0		0-0-0		0-0-0											
6-3-0		1-2-0		0-0-0		CONFERENCE		0-0-0		2-1-0		3-0-0											
6-3-0		1-2-0		0-0-0		HOME		0-0-0		2-1-0		3-0-0											
0-0-0		0-0-0		0-0-0		AWAY		0-0-0		0-0-0		0-0-0											
0-0-0		0-0-0		0-0-0		NEUTRAL		0-0-0		0-0-0		0-0-0											
RPI	S	Opponent		Score		RPI	S	Opponent		Score		RPI	S	Opponent		Score							
8	A	Georgi a		9	22	30	A	Col . of Charleston		0	3	79	H	Holy Cross		10	5						
8	A	Georgi a		8	3	31	A	Mercer		8	11	107	H	Loui si ana		5	4						
8	A	Georgi a		3	4	36	A	Georgi a Tech		1	3	107	H	Loui si ana		2	11						
19	H	Coastal Caro.		3	7	36	H	Georgi a Tech		1	7	107	H	Loui si ana		6	3						
19	H	Coastal Caro.		2	15	40	A	Southern Mi ss.		2	3	162	H	El on		5	4						
19	H	Coastal Caro.		5	4	40	A	Southern Mi ss.		3	4	162	H	El on		2	3						
						40	A	Southern Mi ss.		2	8	162	H	El on		2	4						
												195	H	Appal achi an St.		11	4						
												195	H	Appal achi an St.		7	1						
												195	H	Appal achi an St.		2	0						
												218	H	Fai rfi el d		8	5						
												218	H	Fai rfi el d		7	3						
												218	H	Fai rfi el d		4	3						
												229	A	The Ci tadel		9	3						
LAST 10 GAMES						LAST 10 GAMES						LAST 10 GAMES											
19 H Coastal Caro.						5	4	195 H Appal achi an St.						7	1	195 H Appal achi an St.						2	0
19 H Coastal Caro.						2	15	195 H Appal achi an St.						2	0	107 H Loui si ana						5	4
19 H Coastal Caro.						3	7	107 H Loui si ana						2	11	107 H Loui si ana						6	3
36 A Georgi a Tech						1	3	107 H Loui si ana						6	3								
195 H Appal achi an St.						11	4																

**Non-Div. I Games:**

Ga. Southern

Average RPI Win: 155		WON-LOST	WINNING	LAST 10	STRENGTH OF		OPP. STRENGTH	TEAM	ADJ	CONF.	ADJ CONF.				
Average RPI Loss: 82		RECORD	PCT. RANK	GAMES	SCHEDULE		OF SCHEDULE	RPI	RPI	RPI	RPI				
DIV. I ONLY		14-13-0	.51852	136	3-6-0		81	89	106	.52241	106				
DIV. I NON-CONF.		11-6-0	.64706	68	1-1-0		73	74	34	.56678	34				
TOTALS		RPI 1-25	RPI 26-50		W-L RECORDS		RPI 51-100		RPI 101-150		RPI 150+				
14-13-0	0-1-0	1-6-0		OVERALL		3-1-0		5-5-0		5-0-0					
8-8-0	0-1-0	0-3-0		HOME		1-0-0		3-4-0		4-0-0					
6-5-0	0-0-0	1-2-0		AWAY		2-1-0		2-1-0		1-0-0					
0-0-0	0-0-0	0-0-0		NEUTRAL		0-0-0		0-0-0		0-0-0					
11-6-0	0-1-0	1-3-0		NON-CONFERENCE		3-1-0		3-1-0		4-0-0					
7-2-0	0-1-0	0-0-0		HOME		1-0-0		3-1-0		3-0-0					
4-4-0	0-0-0	1-0-		AWAY		2-1-0		0-0-0		1-0-0					
0-0-0	0-0-0	0-0-0		NEUTRAL		0-0-0		0-0-0		0-0-0					
3-7-0	0-0-0	0-3-0		CONFERENCE		0-0-0		2-4-0		1-0-0					
1-6-0	0-0-0	0-3-0		HOME		0-0-0		0-3-0		1-0-0					
2-1-0	0-0-0	0-0-0		AWAY		0-0-0		2-1-0		0-0-0					
0-0-0	0-0-0	0-0-0		NEUTRAL		0-0-0		0-0-0		0-0-0					
RPI	S	Opponent	Score	RPI	S	Opponent	Score	RPI	S	Opponent	Score				
16	H	Texas A&M	3 5	44	H	Sam Houston St.	3 5	90	A	UT Arlington	9 7	134	A	Northwestern St.	6 7
				44	H	Sam Houston St.	1 3	90	A	UT Arlington	3 6	134	A	Northwestern St.	8 3
				44	H	Sam Houston St.	0 9	90	A	UT Arlington	2 1	134	A	Northwestern St.	6 1
				47	A	Oklahoma	3 7	94	H	Mississippi St.	6 3	136	H	New Orleans	5 6
				47	A	Oklahoma	2 3					136	H	New Orleans	0 2
				47	A	Oklahoma	7 11					136	H	New Orleans	8 13
				47	A	Oklahoma	14 4					150	H	Utah Valley	15 9
												150	H	Utah Valley	12 6
												150	H	Utah Valley	5 6
												150	H	Utah Valley	6 0
												200	H	Columbia	6 3
												220	H	UC Santa Barbara	2 1
												231	A	UTRGV	5 4
												231	H	UTRGV	6 5
												254	H	Nicholls St.	12 1
LAST 10 GAMES															
				136	H	New Orleans	5 6	134	A	Northwestern St.	6 7				
				136	H	New Orleans	0 2	134	A	Northwestern St.	6 1				
				136	H	New Orleans	8 13	231	H	UTRGV	6 5				
				16	H	Texas A&M	3 5	44	H	Sam Houston St.	0 9				
				134	A	Northwestern St.	8 3	44	H	Sam Houston St.	3 5				

Non-Div. I Games: Houston-Victoria 11 0 Houston-Victoria 10 0

A&M-Corpus Christi

Average RPI Win: 109		WON-LOST	WINNING	LAST 10	STRENGTH OF		OPP. STRENGTH	TEAM	ADJ	CONF.	ADJ CONF.
Average RPI Loss: 89		RECORD	PCT. RANK	GAMES	SCHEDULE		OF SCHEDULE	RPI	RPI	RPI	RPI
DIV. I ONLY		12-15-0	.44444	185	5-5-0		70	61	107	.52061	107
DIV. I NON-CONF.		8-7-0	.53333	126	2-0-0		55	92	66	.54695	66
TOTALS		RPI 1-25	RPI 26-50		W-L RECORDS		RPI 51-100		RPI 101-150		RPI 150+
12-15-0		0-1-0	3-4-0		OVERALL		3-3-0		3-5-0		3-2-0
5-6-0		0-0-0	1-2-0		HOME		2-2-0		0-0-0		2-2-0
5-7-0		0-0-0	1-2-0		AWAY		0-0-0		3-5-0		1-0-0
2-2-0		0-1-0	1-0-0		NEUTRAL		1-1-0		0-0-0		0-0-0
8-7-0		0-1-0	2-2-0		NON-CONFERENCE		2-1-0		1-1-0		3-2-0
3-2-0		0-0-0	0-0-0		HOME		1-0-0		0-0-0		2-2-0
3-3-0		0-0-0	1-0-		AWAY		0-0-0		1-1-0		1-0-0
2-2-0		0-1-0	1-0-0		NEUTRAL		1-1-0		0-0-0		0-0-0
4-8-0		0-0-0	1-2-0		CONFERENCE		1-2-0		2-4-0		0-0-0
2-4-0		0-0-0	1-2-0		HOME		1-2-0		0-0-0		0-0-0
2-4-0		0-0-0	0-0-0		AWAY		0-0-0		2-4-0		0-0-0
0-0-0		0-0-0	0-0-0		NEUTRAL		0-0-0		0-0-0		0-0-0
RPI S	Opponent	Score	RPI S	Opponent	Score	RPI S	Opponent	Score	RPI S	Opponent	Score
20 N	Kentucky	4 10	29 N	Vanderbilt	3 0	61 H	South Ala.	2 1	105 A	Ga. Southern	3 6
			38 H	Troy	4 3	61 H	South Ala.	5 11	105 A	Ga. Southern	4 5
			38 H	Troy	2 6	61 H	South Ala.	3 7	105 A	Ga. Southern	11 2
			38 H	Troy	5 8	81 H	LSU	4 3	127 A	Southeastern La.	2 5
			43 A	Texas	3 5	81 N	LSU	3 1	131 A	Arkansas St.	7 8
			43 A	Texas	2 1	94 N	Mississippi St.	1 3	131 A	Arkansas St.	2 14
			43 A	Texas	0 3				131 A	Arkansas St.	6 1
									142 A	Tulane	5 2
									169 A	McNeese	5 2
									170 H	Wright St.	3 4
									170 H	Wright St.	2 8
									170 H	Wright St.	6 3
									254 H	Nicholls St.	2 1
LAST 10 GAMES											
			131 A	Arkansas St.	6 1	38 H	Troy	5 8			
			131 A	Arkansas St.	2 14	38 H	Troy	2 6			
			131 A	Arkansas St.	7 8	169 A	McNeese	5 2			
			81 N	LSU	3 1	105 A	Ga. Southern	4 5			
			38 H	Troy	4 3	105 A	Ga. Southern	11 2			

Non-Div. I Games:

Loui si ana

U  
C  
I  
r  
v  
i  
n  
e

UC I rvi ne

UNCG

Average RPI Win: 192		WON-LOST RECORD	WINNING PCT. RANK	LAST 10 GAMES	STRENGTH OF SCHEDULE	OPP. STRENGTH OF SCHEDULE	TEAM RPI	ADJ RPI	CONF. RPI	ADJ CONF. RPI							
DIV. I ONLY		20-7-0	.74074	21	7-3-0	247	137	109	.5195	109	14	14					
DIV. I NON-CONF.		18-6-0	.75	29	5-2-0	259	133	108	.52165	108	15	15					
TOTALS		RPI 1-25	RPI 26-50		W-L RECORDS		RPI 51-100		RPI 101-150		RPI 150+						
20-7-0		0-0-0	0-0-0		OVERALL		1-2-0		1-0-0		18-5-0						
14-4-0		0-0-0	0-0-0		HOME		0-0-0		0-0-0		14-4-0						
6-3-0		0-0-0	0-0-0		AWAY		1-2-0		1-0-0		4-1-0						
0-0-0		0-0-0	0-0-0		NEUTRAL		0-0-0		0-0-0		0-0-0						
18-6-0		0-0-0	0-0-0		NON-CONFERENCE		1-2-0		1-0-0		16-4-0						
12-3-0		0-0-0	0-0-0		HOME		0-0-0		0-0-0		12-3-0						
6-3-0		0-0-0	0-0-		AWAY		1-2-0		1-0-0		4-1-0						
0-0-0		0-0-0	0-0-0		NEUTRAL		0-0-0		0-0-0		0-0-0						
2-1-0		0-0-0	0-0-0		CONFERENCE		0-0-0		0-0-0		2-1-0						
2-1-0		0-0-0	0-0-0		HOME		0-0-0		0-0-0		2-1-0						
0-0-0		0-0-0	0-0-0		AWAY		0-0-0		0-0-0		0-0-0						
0-0-0		0-0-0	0-0-0		NEUTRAL		0-0-0		0-0-0		0-0-0						
RPI	S	Opponent	Score	RPI	S	Opponent	Score	RPI	S	Opponent	Score	RPI	S	Opponent	Score		
								52	A	Tennessee	2	3	129	A	Wake Forest	11	5
								52	A	Tennessee	3	2	160	H	High Point	12	6
								52	A	Tennessee	4	11	162	A	Elon	7	5
													178	H	VMI	6	3
													178	H	VMI	9	1
													178	H	VMI	7	8
													181	A	Lipscomb	2	3
													181	A	Lipscomb	13	9
													181	A	Lipscomb	9	3
													184	A	Winthrop	3	2
													195	H	Appalachian St.	10	3
													195	H	Appalachian St.	11	6
													195	H	Appalachian St.	4	6
													202	H	Lafayette	13	5
													202	H	Lafayette	14	5
													202	H	Lafayette	5	2
													206	H	Oakland	13	8
													214	H	Marist	7	10
													214	H	Marist	6	3
													214	H	Marist	11	1
													236	H	N.C. A&T	2	3
													267	H	Georgetown	7	3
													267	H	Georgetown	5	2
													267	H	Georgetown	5	4
				LAST 10 GAMES													
				236	H	N.C. A&T	2	3	178	H	VMI	7	8				
				267	H	Georgetown	5	4	178	H	VMI	6	3				
				267	H	Georgetown	5	2	178	H	VMI	9	1				
				267	H	Georgetown	7	3	181	A	Lipscomb	2	3				
				160	H	High Point	12	6	181	A	Lipscomb	13	9				

Non-Div. I Games:

UNCG

Average RPI Win:		170	WON-LOST RECORD		WINNING PCT. RANK		LAST 10 GAMES		STRENGTH OF SCHEDULE		OPP. STRENGTH OF SCHEDULE		TEAM RPI		ADJ RPI		CONF. RPI		ADJ CONF. RPI	
DIV. I ONLY			15-9-0		.625 61		6-4-0		165		116		110		.51649 110		19		19	
DIV. I NON-CONF.			9-6-0		.6 94		0-3-0		139		96		109		.52135 109		17		17	
TOTALS		RPI 1-25		RPI 26-50		W-L RECORDS		RPI 51-100		RPI 101-150		RPI 150+								
15-9-0		0-0-0		0-0-0		OVERALL		1-5-0		6-2-0		8-2-0								
10-6-0		0-0-0		0-0-0		HOME		1-5-0		4-0-0		5-1-0								
5-3-0		0-0-0		0-0-0		AWAY		0-0-0		2-2-0		3-1-0								
0-0-0		0-0-0		0-0-0		NEUTRAL		0-0-0		0-0-0		0-0-0								
9-6-0		0-0-0		0-0-0		NON-CONFERENCE		0-3-0		6-2-0		3-1-0								
6-4-0		0-0-0		0-0-0		HOME		0-3-0		4-0-0		2-1-0								
3-2-0		0-0-0		0-0-		AWAY		0-0-0		2-2-0		1-0-0								
0-0-0		0-0-0		0-0-0		NEUTRAL		0-0-0		0-0-0		0-0-0								
6-3-0		0-0-0		0-0-0		CONFERENCE		1-2-0		0-0-0		5-1-0								
4-2-0		0-0-0		0-0-0		HOME		1-2-0		0-0-0		3-0-0								
2-1-0		0-0-0		0-0-0		AWAY		0-0-0		0-0-0		2-1-0								
0-0-0		0-0-0		0-0-0		NEUTRAL		0-0-0		0-0-0		0-0-0								
RPI	S	Opponent	Score	RPI	S	Opponent	Score	RPI	S	Opponent	Score	RPI	S	Opponent	Score					
								55	H	Jacksonville	6 17	121	H	Kennesaw St.	3 1					
								55	H	Jacksonville	4 6	126	H	Southern Ill.	7 4					
								55	H	Jacksonville	1 4	126	H	Southern Ill.	10 9					
								75	H	Austin Peay	4 6	126	H	Southern Ill.	6 0					
								75	H	Austin Peay	4 7	140	A	FIU	12 6					
								75	H	Austin Peay	13 0	140	A	FIU	2 7					
												140	A	FIU	13 6					
												145	A	Samford	3 9					
												157	A	UAB	4 2					
												183	A	Eastern Ill.	11 0					
												183	A	Eastern Ill.	7 0					
												183	A	Eastern Ill.	5 9					
												221	H	Radford	4 2					
												221	H	Radford	5 0					
												221	H	Radford	5 9					
												244	H	Murray St.	13 4					
												244	H	Murray St.	21 3					
												244	H	Murray St.	5 3					
				LAST 10 GAMES																
								244	H	Murray St.	13 4	55	H	Jacksonville	4 6					
								244	H	Murray St.	21 3	183	A	Eastern Ill.	7 0					
								244	H	Murray St.	5 3	183	A	Eastern Ill.	5 9					
								55	H	Jacksonville	1 4	183	A	Eastern Ill.	11 0					
								55	H	Jacksonville	6 17	75	H	Austin Peay	13 0					

**Non-Div. I Games:**

Jacksonville St.

Average RPI Win: 157		WON-LOST RECORD		WINNING PCT. RANK		LAST 10 GAMES		STRENGTH OF SCHEDULE		OPP. STRENGTH OF SCHEDULE		TEAM RPI		ADJ RPI		CONF. RPI		ADJ CONF. RPI	
DIV. I ONLY		15-10-0		.6 80		6-4-0		209		88		111		.51637 111		9		9	
DIV. I NON-CONF.		11-7-0		.61111 84		2-2-0		172		69		75		.54204 75		8		8	
TOTALS		RPI 1-25		RPI 26-50		W-L RECORDS		RPI 51-100		RPI 101-150		RPI 150+							
15-10-0		0-1-0		2-1-0		OVERALL		2-3-0		4-0-0		7-5-0							
3-3-0		0-0-0		0-0-0		HOME		1-0-0		0-0-0		2-3-0							
7-5-0		0-0-0		2-1-0		AWAY		1-2-0		0-0-0		4-2-0							
5-2-0		0-1-0		0-0-0		NEUTRAL		0-1-0		4-0-0		1-0-0							
11-7-0		0-0-0		2-1-0		NON-CONFERENCE		2-3-0		4-0-0		3-3-0							
1-2-0		0-0-0		0-0-0		HOME		1-0-0		0-0-0		0-2-0							
5-4-0		0-0-0		2-0-		AWAY		1-2-0		0-0-0		2-1-0							
5-1-0		0-0-0		0-0-0		NEUTRAL		0-1-0		4-0-0		1-0-0							
4-3-0		0-1-0		0-0-0		CONFERENCE		0-0-0		0-0-0		4-2-0							
2-1-0		0-0-0		0-0-0		HOME		0-0-0		0-0-0		2-1-0							
2-1-0		0-0-0		0-0-0		AWAY		0-0-0		0-0-0		2-1-0							
0-1-0		0-1-0		0-0-0		NEUTRAL		0-0-0		0-0-0		0-0-0							
RPI	S	Opponent		Score		RPI	S	Opponent		Score		RPI	S	Opponent		Score			
17	N	Indiana		6 7		35	A	FGCU		13 9		58	H	Wagner		11 4			
						35	A	FGCU		8 9		76	A	Mi ami (FL)		5 8			
						35	A	FGCU		6 3		76	A	Mi ami (FL)		1 7			
												76	A	Mi ami (FL)		7 5			
												91	N	Boston Coll ege		6 11			
												124	N	Army West Poi nt		5 1			
												124	N	Army West Poi nt		15 7			
												124	N	Army West Poi nt		11 6			
												140	N	FIU		6 3			
												212	A	Ol d Domi ni on		3 4			
												212	A	Ol d Domi ni on		9 6			
												212	A	Ol d Domi ni on		7 6			
												228	H	Penn St.		3 9			
												228	H	Penn St.		1 0			
												228	H	Penn St.		4 1			
												233	H	Pri nceton		5 6			
												245	A	Mi chi gan St.		6 4			
												245	A	Mi chi gan St.		8 4			
												245	A	Mi chi gan St.		0 6			
												263	N	St. Bonaventure		13 4			
												276	H	Iona		3 12			
LAST 10 GAMES																			
						245	A	Mi chi gan St.		0 6		228	H	Penn St.		1 0			
						245	A	Mi chi gan St.		6 4		228	H	Penn St.		4 1			
						245	A	Mi chi gan St.		8 4		35	A	FGCU		8 9			
						233	H	Pri nceton		5 6		35	A	FGCU		6 3			
						228	H	Penn St.		3 9		35	A	FGCU		13 9			

Non-Div. I Games:

Rutgers

Average RPI Win:	204	WON-LOST RECORD	WINNING PCT. RANK	LAST 10 GAMES	STRENGTH OF SCHEDULE	OPP. STRENGTH OF SCHEDULE	TEAM RPI	ADJ RPI	CONF. RPI	ADJ CONF. RPI			
DIV. I ONLY		13-12-0	.52	132	7-3-0	220	184	112	.51616	112	27	27	
DIV. I NON-CONF.		10-12-0	.45455	170	4-3-0	128	191	86	.53333	86	27	27	
<hr/>													
TOTALS	RPI 1-25	RPI 26-50		W-L RECORDS		RPI 51-100		RPI 101-150		RPI 150+			
13-12-0	0-0-0	0-3-0		OVERALL		1-2-0		2-4-0		10-3-0			
0-0-0	0-0-0	0-0-0		HOME		0-0-0		0-0-0		0-0-0			
12-12-0	0-0-0	0-3-0		AWAY		1-2-0		2-4-0		10-3-0			
0-0-0	0-0-0	0-0-0		NEUTRAL		0-0-0		0-0-0		0-0-0			
10-12-0	0-0-0	0-3-0		NON-CONFERENCE		1-2-0		2-4-0		7-3-0			
0-0-0	0-0-0	0-0-0		HOME		0-0-0		0-0-0		0-0-0			
10-12-0	0-0-0	0-0-		AWAY		1-2-0		2-4-0		7-3-0			
0-0-0	0-0-0	0-0-0		NEUTRAL		0-0-0		0-0-0		0-0-0			
3-0-0	0-0-0	0-0-0		CONFERENCE		0-0-0		0-0-0		3-0-0			
0-0-0	0-0-0	0-0-0		HOME		0-0-0		0-0-0		0-0-0			
3-0-0	0-0-0	0-0-0		AWAY		0-0-0		0-0-0		3-0-0			
0-0-0	0-0-0	0-0-0		NEUTRAL		0-0-0		0-0-0		0-0-0			
RPI	S	Opponent	Score	RPI	S	Opponent	Score	RPI	S	Opponent	Score		
				32	A	Stetson	5 6	80	A	Fordham	3 8		
				32	A	Stetson	2 6	80	A	Fordham	1 9		
				32	A	Stetson	0 5	80	A	Fordham	2 0		
										115	A	VCU	8 6
										115	A	VCU	1 2
										115	A	VCU	6 4
										144	A	CSUN	5 21
										144	A	CSUN	5 31
										144	A	CSUN	1 5
										153	A	UNC Asheville	3 9
										153	A	UNC Asheville	8 3
										153	A	UNC Asheville	16 2
										166	A	Stony Brook	12 3
										166	A	Stony Brook	3 4
										200	A	Col umbi a	8 7
										219	A	Saint Joseph' s	3 6
										230	A	LIU Brooklyn	7 6
										273	A	La Salle	11 6
										284	A	Villanova	7 5
										293	A	Saint Peter' s	15 5
										293	A	Saint Peter' s	18 2
										293	A	Saint Peter' s	2 0
				LAST 10 GAMES									
				80	A	Fordham	1 9	293	A	Saint Peter' s	2 0		
				80	A	Fordham	2 0	293	A	Saint Peter' s	15 5		
				80	A	Fordham	3 8	166	A	Stony Brook	12 3		
				200	A	Col umbi a	8 7	219	A	Saint Joseph' s	3 6		
				293	A	Saint Peter' s	18 2	284	A	Villanova	7 5		

Non-Div. I Games:

Manhattan



Average RPI Win:		166	WON-LOST RECORD		WINNING PCT. RANK		LAST 10 GAMES		STRENGTH OF SCHEDULE		OPP. STRENGTH OF SCHEDULE		TEAM RPI		ADJ RPI		CONF. RPI		ADJ CONF. RPI	
DIV. I ONLY			6-21-0		.22222 286		2-8-0		2		207		113		.51605 113		20		20	
DIV. I NON-CONF.			6-15-0		.28571 238		2-2-0		2		182		65		.54853 65		22		22	
TOTALS		RPI 1-25		RPI 26-50		W-L RECORDS		RPI 51-100		RPI 101-150		RPI 150+								
6-21-0		0-7-0		1-3-0		OVERALL		0-3-0		1-3-0		4-5-0								
2-4-0		0-1-0		0-0-0		HOME		0-0-0		0-0-0		2-3-0								
3-17-0		0-6-0		1-3-0		AWAY		0-3-0		0-3-0		2-2-0								
1-0-0		0-0-0		0-0-0		NEUTRAL		0-0-0		1-0-0		0-0-0								
6-15-0		0-7-0		1-3-0		NON-CONFERENCE		0-3-0		1-0-0		4-2-0								
2-1-0		0-1-0		0-0-0		HOME		0-0-0		0-0-0		2-0-0								
3-14-0		0-6-0		1-0-		AWAY		0-3-0		0-0-0		2-2-0								
1-0-0		0-0-0		0-0-0		NEUTRAL		0-0-0		1-0-0		0-0-0								
0-6-0		0-0-0		0-0-0		CONFERENCE		0-0-0		0-3-0		0-3-0								
0-3-0		0-0-0		0-0-0		HOME		0-0-0		0-0-0		0-3-0								
0-3-0		0-0-0		0-0-0		AWAY		0-0-0		0-3-0		0-0-0								
0-0-0		0-0-0		0-0-0		NEUTRAL		0-0-0		0-0-0		0-0-0								
RPI	S	Opponent		Score		RPI	S	Opponent		Score		RPI	S	Opponent		Score				
3	A	Florida		0	9	32	A	Stetson		1	10	55	A	Jacksonville		0	6			
3	A	Florida		2	3	32	A	Stetson		6	17	55	A	Jacksonville		1	2			
3	A	Florida		2	9	32	A	Stetson		2	3	55	A	Jacksonville		1	3			
13	H	Northeastern		8	15	32	A	Stetson		6	5									
16	A	Texas A&M		2	10									124 N Army West Point		6	4			
16	A	Texas A&M		3	4									173 H Quinnipiac		7	5			
16	A	Texas A&M		1	4									186 H Davidson		2	12			
														186 H Davidson		2	6			
														186 H Davidson		1	6			
														191 A Seattle U		1	2			
														191 A Seattle U		4	2			
														191 A Seattle U		4	5			
														191 A Seattle U		8	1			
														283 H Sacred Heart		5	3			
				LAST 10 GAMES																
				186	H	Davidson	1	6	115	A	VCU	2	4							
				186	H	Davidson	2	6	115	A	VCU	0	1							
				186	H	Davidson	2	12	115	A	VCU	2	5							
				13	H	Northeastern	8	15	283	H	Sacred Heart	5	3							
				173	H	Quinnipiac	7	5	32	A	Stetson	6	17							

Non-Div. I Games:

Rhode Island

Average RPI Win:		156	WON-LOST RECORD		WINNING PCT. RANK		LAST 10 GAMES		STRENGTH OF SCHEDULE		OPP. STRENGTH OF SCHEDULE		TEAM RPI		ADJ RPI		CONF. RPI		ADJ CONF. RPI		
DIV. I ONLY			13-11-0		.54167 118		3-7-0		142		30		114		.5159 114		4		4		
DIV. I NON-CONF.			9-5-0		.64286 73		1-1-0		198		70		95		.52746 95		4		4		
TOTALS		RPI 1-25		RPI 26-50		W-L RECORDS		RPI 51-100		RPI 101-150		RPI 150+									
13-11-0		1-5-0		0-0-0		OVERALL		2-3-0		5-2-0		5-1-0									
9-5-0		0-0-0		0-0-0		HOME		1-3-0		3-1-0		5-1-0									
3-6-0		1-5-0		0-0-0		AWAY		0-0-0		2-1-0		0-0-0									
1-0-0		0-0-0		0-0-0		NEUTRAL		1-0-0		0-0-0		0-0-0									
9-5-0		1-2-0		0-0-0		NON-CONFERENCE		0-1-0		5-2-0		3-0-0									
6-2-0		0-0-0		0-0-0		HOME		0-1-0		3-1-0		3-0-0									
3-3-0		1-2-0		0-0-		AWAY		0-0-0		2-1-0		0-0-0									
0-0-0		0-0-0		0-0-0		NEUTRAL		0-0-0		0-0-0		0-0-0									
4-6-0		0-3-0		0-0-0		CONFERENCE		2-2-0		0-0-0		2-1-0									
3-3-0		0-0-0		0-0-0		HOME		1-2-0		0-0-0		2-1-0									
0-3-0		0-3-0		0-0-0		AWAY		0-0-0		0-0-0		0-0-0									
1-0-0		0-0-0		0-0-0		NEUTRAL		1-0-0		0-0-0		0-0-0									
RPI	S	Opponent		Score		RPI	S	Opponent		Score		RPI	S	Opponent		Score					
1	A	Stanford		1	11					57	N	UCLA		3	2	103	H	Loyola Marymount		3	2
1	A	Stanford		1	5					71	H	Washington		1	0	108	A	UC Irvine		7	8
1	A	Stanford		0	18					71	H	Washington		5	9	117	A	Cal St. Fullerton		3	1
11	A	Arkansas		3	1					71	H	Washington		2	5	123	A	Long Beach St.		5	1
11	A	Arkansas		0	4					86	H	TCU		1	10	150	H	Utah Valley		5	4
11	A	Arkansas		6	7											150	H	Utah Valley		8	6
																150	H	Utah Valley		1	5
																199	H	Utah		5	2
																199	H	Utah		2	0
																199	H	Utah		0	4
																284	H	Villanova		12	6
																284	H	Villanova		15	6
																284	H	Villanova		5	2
LAST 10 GAMES																					
						71	H	Washington		5	9	1	A	Stanford		1	11				
						71	H	Washington		2	5	1	A	Stanford		1	5				
						71	H	Washington		1	0	108	A	UC Irvine		7	8				
						117	A	Cal St. Fullerton		3	1	199	H	Utah		5	2				
						1	A	Stanford		0	18	199	H	Utah		0	4				

**Non-Div. I Games:**

Southern California

Average RPI Win: 159		WON-LOST RECORD		WINNING PCT. RANK		LAST 10 GAMES		STRENGTH OF SCHEDULE		OPP. STRENGTH OF SCHEDULE		TEAM RPI		ADJ RPI		CONF. RPI		ADJ CONF. RPI	
DIV. I ONLY		18-10-0		.64286 52		8-2-0		201		112		115		.5152 115		20		20	
DIV. I NON-CONF.		14-8-0		.63636 77		4-0-0		223		167		148		.50519 148		22		22	
TOTALS		RPI 1-25		RPI 26-50		W-L RECORDS		RPI 51-100		RPI 101-150		RPI 150+							
18-10-0		3-1-0		0-1-0		OVERALL		1-3-0		5-2-0		9-3-0							
13-3-0		0-0-0		0-0-0		HOME		0-1-0		5-2-0		8-0-0							
3-6-0		1-1-0		0-0-0		AWAY		1-2-0		0-0-0		1-3-0							
2-1-0		2-0-0		0-1-0		NEUTRAL		0-0-0		0-0-0		0-0-0							
14-8-0		3-1-0		0-1-0		NON-CONFERENCE		0-1-0		2-2-0		9-3-0							
10-3-0		0-0-0		0-0-0		HOME		0-1-0		2-2-0		8-0-0							
2-4-0		1-1-0		0-0-		AWAY		0-0-0		0-0-0		1-3-0							
2-1-0		2-0-0		0-1-0		NEUTRAL		0-0-0		0-0-0		0-0-0							
4-2-0		0-0-0		0-0-0		CONFERENCE		1-2-0		3-0-0		0-0-0							
3-0-0		0-0-0		0-0-0		HOME		0-0-0		3-0-0		0-0-0							
1-2-0		0-0-0		0-0-0		AWAY		1-2-0		0-0-0		0-0-0							
0-0-0		0-0-0		0-0-0		NEUTRAL		0-0-0		0-0-0		0-0-0							
RPI	S	Opponent		Score		RPI	S	Opponent		Score		RPI	S	Opponent		Score			
10	A	East Carolina		3	0	49	N	Illinois		4	7	84	H	Maryland		0	2		
19	A	Coastal Caro.		5	15							97	A	Saint Louis		1	7		
25	N	West Virginia		6	2							97	A	Saint Louis		0	9		
25	N	West Virginia		8	5							97	A	Saint Louis		4	2		
														112 H Manhattan		6	8		
														112 H Manhattan		2	1		
														112 H Manhattan		4	6		
														113 H Rhode Isl and		5	2		
														113 H Rhode Isl and		1	0		
														113 H Rhode Isl and		4	2		
														128 H Virginia		11	3		
														155 A Liberty		10	14		
														155 A Liberty		4	5		
														155 A Liberty		2	4		
														171 A William & Mary		4	3		
														202 H Lafayette		8	6		
														207 H Binghamton		3	1		
														207 H Binghamton		18	3		
														207 H Binghamton		2	1		
														276 H Iona		2	1		
														276 H Iona		3	0		
														276 H Iona		5	4		
														295 H Norfolk St.		6	4		
LAST 10 GAMES																			
						97	A	Saint Louis		0	9	113	H	Rhode Isl and		1	0		
						97	A	Saint Louis		1	7	113	H	Rhode Isl and		5	2		
						97	A	Saint Louis		4	2	276	H	Iona		5	4		
						128	H	Virginia		11	3	276	H	Iona		2	1		
						113	H	Rhode Isl and		4	2	276	H	Iona		3	0		

Non-Div. I Games:

VCU

Average RPI Win:		154	WON-LOST RECORD		WINNING PCT. RANK		LAST 10 GAMES		STRENGTH OF SCHEDULE		OPP. STRENGTH OF SCHEDULE		TEAM RPI		ADJ RPI		CONF. RPI		ADJ CONF. RPI	
DIV. I ONLY			10-18-0		.35714 222		4-6-0		5		217		116		.51497 116		31		31	
DIV. I NON-CONF.			6-13-0		.31579 226		1-3-0		3		163		101		.525 101		31		31	
TOTALS		RPI 1-25		RPI 26-50		W-L RECORDS		RPI 51-100		RPI 101-150		RPI 150+								
10-18-0		1-1-0		2-7-0		OVERALL		0-3-0		0-0-0		7-7-0								
7-8-0		1-0-0		1-2-0		HOME		0-3-0		0-0-0		5-3-0								
3-10-0		0-1-0		1-5-0		AWAY		0-0-0		0-0-0		2-4-0								
0-0-0		0-0-0		0-0-0		NEUTRAL		0-0-0		0-0-0		0-0-0								
6-13-0		1-1-0		2-7-0		NON-CONFERENCE		0-3-0		0-0-0		3-2-0								
5-7-0		1-0-0		1-2-0		HOME		0-3-0		0-0-0		3-2-0								
1-6-0		0-1-0		1-0-		AWAY		0-0-0		0-0-0		0-0-0								
0-0-0		0-0-0		0-0-0		NEUTRAL		0-0-0		0-0-0		0-0-0								
4-5-0		0-0-0		0-0-0		CONFERENCE		0-0-0		0-0-0		4-5-0								
2-1-0		0-0-0		0-0-0		HOME		0-0-0		0-0-0		2-1-0								
2-4-0		0-0-0		0-0-0		AWAY		0-0-0		0-0-0		2-4-0								
0-0-0		0-0-0		0-0-0		NEUTRAL		0-0-0		0-0-0		0-0-0								
RPI	S	Opponent		Score		RPI	S	Opponent		Score		RPI	S	Opponent		Score				
3	A	Florida		4	7	31	A	Mercer		8	6	152	H	North Florida		8	3			
15	H	Fla. Atlantic		7	6	31	A	Mercer		7	13	164	A	N. C. Central		5	4			
						31	A	Mercer		5	6	164	A	N. C. Central		4	7			
						32	A	Stetson		0	2	164	A	N. C. Central		2	5			
						32	A	Stetson		2	8	215	H	Milwaukee		17	4			
						32	A	Stetson		4	7	215	H	Milwaukee		4	15			
						35	H	FGCU		1	8	215	H	Milwaukee		6	0			
						35	H	FGCU		3	1	218	H	Fairfield		3	7			
						35	H	FGCU		4	10	236	H	N. C. A&T		5	2			
												236	H	N. C. A&T		2	4			
												236	H	N. C. A&T		4	3			
												243	A	Florida A&M		1	4			
												243	A	Florida A&M		1	7			
												243	A	Florida A&M		6	4			
LAST 10 GAMES																				
						32	A	Stetson		4	7	236	H	N. C. A&T		2	4			
						32	A	Stetson		0	2	236	H	N. C. A&T		5	2			
						32	A	Stetson		2	8	164	A	N. C. Central		5	4			
						15	H	Fla. Atlantic		7	6	164	A	N. C. Central		2	5			
						236	H	N. C. A&T		4	3	164	A	N. C. Central		4	7			

Non-Div. I Games:

Bethune-Cookman

Average RPI Win:		159	WON-LOST RECORD		WINNING PCT. RANK		LAST 10 GAMES		STRENGTH OF SCHEDULE		OPP. STRENGTH OF SCHEDULE		TEAM RPI		ADJ RPI		CONF. RPI		ADJ CONF. RPI				
DIV. I ONLY			10-15-0		.4	207	5-5-0		27		129		117		.51451		117	16		16			
DIV. I NON-CONF.			8-11-0		.42105	186	3-1-0		7		147		69		.54584		69	14		14			
TOTALS		RPI 1-25		RPI 26-50			W-L RECORDS			RPI 51-100			RPI 101-150			RPI 150+							
10-15-0		1-5-0		0-1-0			OVERALL			1-1-0			3-4-0			5-4-0							
6-7-0		0-0-0		0-1-0			HOME			1-1-0			1-3-0			4-2-0							
4-8-0		1-5-0		0-0-0			AWAY			0-0-0			2-1-0			1-2-0							
0-0-0		0-0-0		0-0-0			NEUTRAL			0-0-0			0-0-0			0-0-0							
8-11-0		1-5-0		0-1-0			NON-CONFERENCE			1-1-0			2-2-0			4-2-0							
5-5-0		0-0-0		0-1-0			HOME			1-1-0			0-1-0			4-2-0							
3-6-0		1-5-0		0-0-			AWAY			0-0-0			2-1-0			0-0-0							
0-0-0		0-0-0		0-0-0			NEUTRAL			0-0-0			0-0-0			0-0-0							
2-4-0		0-0-0		0-0-0			CONFERENCE			0-0-0			1-2-0			1-2-0							
1-2-0		0-0-0		0-0-0			HOME			0-0-0			1-2-0			0-0-0							
1-2-0		0-0-0		0-0-0			AWAY			0-0-0			0-0-0			1-2-0							
0-0-0		0-0-0		0-0-0			NEUTRAL			0-0-0			0-0-0			0-0-0							
RPI	S	Opponent		Score		RPI	S	Opponent		Score		RPI	S	Opponent		Score		RPI	S	Opponent		Score	
1	A	Stanford		1	5	27	H	Nevada		0	2	57	H	UCLA		2	12	114	H	Southern Cal i forni a		1	3
1	A	Stanford		3	5							65	H	San Di ego		9	3	123	H	Long Beach St.		1	3
1	A	Stanford		5	6													123	H	Long Beach St.		2	5
23	A	Oregon St.		5	3													123	H	Long Beach St.		2	1
23	A	Oregon St.		4	6													142	A	Tul ane		3	9
23	A	Oregon St.		4	5													142	A	Tul ane		9	3
																		142	A	Tul ane		9	6
																		175	H	Houston		4	9
																		175	H	Houston		2	1
																		175	H	Houston		5	10
																		220	A	UC Santa Barbara		5	6
																		220	A	UC Santa Barbara		1	2
																		220	A	UC Santa Barbara		3	0
																		232	H	Grand Canyon		7	3
																		232	H	Grand Canyon		10	2
																		232	H	Grand Canyon		2	0
LAST 10 GAMES						LAST 10 GAMES						LAST 10 GAMES						LAST 10 GAMES					
						220	A	UC Santa Barbara		1	2	123	H	Long Beach St.		2	1						
						220	A	UC Santa Barbara		5	6	123	H	Long Beach St.		2	5						
						220	A	UC Santa Barbara		3	0	65	H	San Di ego		9	3						
						114	H	Southern Cal i forni a		1	3	232	H	Grand Canyon		2	0						
						123	H	Long Beach St.		1	3	232	H	Grand Canyon		10	2						

Non-Div. I Games:

Cal St. Fullerton

RiceR  
i  
c  
e

Ri ce

Average RPI Win: 167		WON-LOST RECORD		WINNING PCT. RANK		LAST 10 GAMES		STRENGTH OF SCHEDULE		OPP. STRENGTH OF SCHEDULE		TEAM RPI		ADJ RPI		CONF. RPI		ADJ CONF. RPI	
DIV. I ONLY		16-11-1		.58929 96		3-7-0		160		37		119		.51437 119		6		6	
DIV. I NON-CONF.		12-6-1		.65789 64		2-2-0		185		63		102		.52406 102		5		5	
TOTALS		RPI 1-25		RPI 26-50		W-L RECORDS		RPI 51-100		RPI 101-150		RPI 150+							
16-11-1		0-3-0		2-5-0		OVERALL		2-1-0		1-1-0		11-1-1							
13-6-0		0-0-0		2-5-0		HOME		1-0-0		1-0-0		9-1-0							
3-5-1		0-3-0		0-0-0		AWAY		1-1-0		0-1-0		2-0-1							
0-0-0		0-0-0		0-0-0		NEUTRAL		0-0-0		0-0-0		0-0-0							
12-6-1		0-0-0		1-3-0		NON-CONFERENCE		2-1-0		1-1-0		8-1-1							
9-4-0		0-0-0		1-3-0		HOME		1-0-0		1-0-0		6-1-0							
3-2-1		0-0-0		0-0-		AWAY		1-1-0		0-1-0		2-0-1							
0-0-0		0-0-0		0-0-0		NEUTRAL		0-0-0		0-0-0		0-0-0							
4-5-0		0-3-0		1-2-0		CONFERENCE		0-0-0		0-0-0		3-0-0							
4-2-0		0-0-0		1-2-0		HOME		0-0-0		0-0-0		3-0-0							
0-3-0		0-3-0		0-0-0		AWAY		0-0-0		0-0-0		0-0-0							
0-0-0		0-0-0		0-0-0		NEUTRAL		0-0-0		0-0-0		0-0-0							
RPI	S	Opponent		Score		RPI	S	Opponent		Score		RPI	S	Opponent		Score			
19	A	Coastal Caro.		0 8		41	H	Little Rock		4 7		53	A	Baylor		6 1			
19	A	Coastal Caro.		3 11		41	H	Little Rock		3 6		96	A	UTSA		2 7			
19	A	Coastal Caro.		3 7		41	H	Little Rock		10 6		96	H	UTSA		5 2			
						43	H	Texas		1 6									
						48	H	Oklahoma St.		10 1									
						48	H	Oklahoma St.		2 6									
						48	H	Oklahoma St.		5 6									
						LAST 10 GAMES													
						53	A	Baylor		6 1		19	A	Coastal Caro.		3 11			
						41	H	Little Rock		10 6		19	A	Coastal Caro.		3 7			
						41	H	Little Rock		4 7		19	A	Coastal Caro.		0 8			
						41	H	Little Rock		3 6		156	H	Incarnate Word		6 5			
						43	H	Texas		1 6		96	A	UTSA		2 7			

Non-Div. I Games:

Texas St.

Average RPI Win:	130	WON-LOST RECORD	WINNING PCT. RANK	LAST 10 GAMES	STRENGTH OF SCHEDULE	OPP. STRENGTH OF SCHEDULE	TEAM RPI	ADJ RPI	CONF. RPI	ADJ CONF. RPI					
DIV. I ONLY		15-11-0	.57692	104	5-5-0	258	27	120	.51323	120	10	10			
DIV. I NON-CONF.		10-7-0	.58824	103	1-2-0	287	5	149	.50498	149	10	10			
<hr/>															
TOTALS	RPI 1-25	RPI 26-50			W-L RECORDS		RPI 51-100		RPI 101-150		RPI 150+				
15-11-0	0-0-0	0-0-0			OVERALL		7-2-0		2-1-0		6-8-0				
5-1-0	0-0-0	0-0-0			HOME		5-1-0		0-0-0		0-0-0				
10-10-0	0-0-0	0-0-0			AWAY		2-1-0		2-1-0		6-8-0				
0-0-0	0-0-0	0-0-0			NEUTRAL		0-0-0		0-0-0		0-0-0				
<hr/>															
10-7-0	0-0-0	0-0-0			NON-CONFERENCE		5-1-0		2-1-0		3-5-0				
3-0-0	0-0-0	0-0-0			HOME		3-0-0		0-0-0		0-0-0				
7-7-0	0-0-0	0-0-			AWAY		2-1-0		2-1-0		3-5-0				
0-0-0	0-0-0	0-0-0			NEUTRAL		0-0-0		0-0-0		0-0-0				
<hr/>															
5-4-0	0-0-0	0-0-0			CONFERENCE		2-1-0		0-0-0		3-3-0				
2-1-0	0-0-0	0-0-0			HOME		2-1-0		0-0-0		0-0-0				
3-3-0	0-0-0	0-0-0			AWAY		0-0-0		0-0-0		3-3-0				
0-0-0	0-0-0	0-0-0			NEUTRAL		0-0-0		0-0-0		0-0-0				
<hr/>															
RPI	S	Opponent	Score	RPI	S	Opponent	Score	RPI	S	Opponent	Score	RPI	S	Opponent	Score
						78 H Xavier	7 5			123 A Long Beach St.	1 4				
						78 H Xavier	9 1			123 A Long Beach St.	6 2				
						78 H Xavier	1 0			123 A Long Beach St.	4 1				
						82 H Gonzaga	3 2			172 A Washi ngton St.	6 7				
						82 H Gonzaga	2 1			172 A Washi ngton St.	3 1				
						82 H Gonzaga	0 3			172 A Washi ngton St.	1 2				
						100 A Ari zona St.	1 2			172 A Washi ngton St.	4 3				
						100 A Ari zona St.	6 5			176 A Santa Clara	6 5				
						100 A Ari zona St.	6 1			176 A Santa Clara	4 5				
										176 A Santa Clara	7 0				
										177 A UC Davi s	6 10				
										189 A Sacramento St.	4 10				
										201 A Portland	6 2				
										201 A Portland	4 7				
										201 A Portland	2 4				
										205 A San Jose St.	5 2				
										208 A CSU Bakersfi eld	2 3				
<hr/>															
LAST 10 GAMES															
						82 H Gonzaga	2 1			176 A Santa Clara	7 0				
						82 H Gonzaga	0 3			176 A Santa Clara	6 5				
						82 H Gonzaga	3 2			176 A Santa Clara	4 5				
						205 A San Jose St.	5 2			189 A Sacramento St.	4 10				
						177 A UC Davi s	6 10			201 A Portland	2 4				

**Non-Div. I Games:**

Saint Mary's (CA)





B  
r  
y  
a  
n  
t

Bryant

Average RPI Win:		107	WON-LOST RECORD		WINNING PCT. RANK		LAST 10 GAMES		STRENGTH OF SCHEDULE		OPP. STRENGTH OF SCHEDULE		TEAM RPI		ADJ RPI		CONF. RPI		ADJ CONF. RPI		
DIV. I ONLY			11-17-0		.39286 209		4-6-0		47		48		123		.51217 123		16		16		
DIV. I NON-CONF.			9-16-0		.36 211		2-5-0		26		62		143		.50592 143		14		14		
TOTALS		RPI 1-25		RPI 26-50		W-L RECORDS		RPI 51-100		RPI 101-150		RPI 150+									
11-17-0		1-5-0		1-1-0		OVERALL		2-3-0		6-8-0		1-0-0									
7-8-0		1-2-0		1-1-0		HOME		1-1-0		3-4-0		1-0-0									
4-9-0		0-3-0		0-0-0		AWAY		1-2-0		3-4-0		0-0-0									
0-0-0		0-0-0		0-0-0		NEUTRAL		0-0-0		0-0-0		0-0-0									
9-16-0		1-5-0		1-1-0		NON-CONFERENCE		2-3-0		4-7-0		1-0-0									
7-8-0		1-2-0		1-1-0		HOME		1-1-0		3-4-0		1-0-0									
2-8-0		0-3-0		0-0-		AWAY		1-2-0		1-3-0		0-0-0									
0-0-0		0-0-0		0-0-0		NEUTRAL		0-0-0		0-0-0		0-0-0									
2-1-0		0-0-0		0-0-0		CONFERENCE		0-0-0		2-1-0		0-0-0									
0-0-0		0-0-0		0-0-0		HOME		0-0-0		0-0-0		0-0-0									
2-1-0		0-0-0		0-0-0		AWAY		0-0-0		2-1-0		0-0-0									
0-0-0		0-0-0		0-0-0		NEUTRAL		0-0-0		0-0-0		0-0-0									
RPI	S	Opponent		Score		RPI	S	Opponent		Score		RPI	S	Opponent		Score					
5	H	Ole Miss		3	4	29	H	Vanderbilt		4	3	86	A	TCU		3	2				
5	H	Ole Miss		4	3	45	H	San Diego St.		2	5	86	A	TCU		3	8				
5	H	Ole Miss		1	12							86	A	TCU		2	5				
16	A	Texas A&M		1	3							100	H	Arizona St.		0	1				
16	A	Texas A&M		1	19							100	H	Arizona St.		16	4				
16	A	Texas A&M		1	5																
						LAST 10 GAMES															
						146 A Fresno St.						0	2	117 A Cal St. Fullerton						1	2
						146 A Fresno St.						7	15	117 A Cal St. Fullerton						5	2
						146 A Fresno St.						24	10	103 A Loyola Marymount						4	5
						45 H San Diego St.						2	5	142 H Tulane						1	0
						117 A Cal St. Fullerton						3	1	142 H Tulane						6	10

**Non-Div. I Games:**

Long Beach St.

Average RPI Win:	157	WON-LOST RECORD	WINNING PCT. RANK	LAST 10 GAMES	STRENGTH OF SCHEDULE	OPP. STRENGTH OF SCHEDULE	TEAM RPI	ADJ RPI	CONF. RPI	ADJ CONF. RPI					
DIV. I ONLY		13-14-0	.48148	152	6-4-0	139	115	124	.51101	124	18	18			
DIV. I NON-CONF.		8-12-0	.4	193	1-2-0	76	89	119	.51646	119	18	18			
<hr/>															
TOTALS	RPI 1-25	RPI 26-50			W-L RECORDS		RPI 51-100		RPI 101-150		RPI 150+				
13-14-0	0-0-0	1-1-0			OVERALL		4-7-0		1-4-0		7-2-0				
2-2-0	0-0-0	0-0-0			HOME		0-0-0		0-0-0		2-2-0				
5-6-0	0-0-0	1-1-0			AWAY		2-5-0		0-0-0		2-0-0				
6-6-0	0-0-0	0-0-0			NEUTRAL		2-2-0		1-4-0		3-0-0				
8-12-0	0-0-0	1-1-0			NON-CONFERENCE		4-7-0		1-4-0		2-0-0				
1-0-0	0-0-0	0-0-0			HOME		0-0-0		0-0-0		1-0-0				
3-6-0	0-0-0	1-0-			AWAY		2-5-0		0-0-0		0-0-0				
4-6-0	0-0-0	0-0-0			NEUTRAL		2-2-0		1-4-0		1-0-0				
5-2-0	0-0-0	0-0-0			CONFERENCE		0-0-0		0-0-0		5-2-0				
1-2-0	0-0-0	0-0-0			HOME		0-0-0		0-0-0		1-2-0				
2-0-0	0-0-0	0-0-0			AWAY		0-0-0		0-0-0		2-0-0				
2-0-0	0-0-0	0-0-0			NEUTRAL		0-0-0		0-0-0		2-0-0				
<hr/>															
RPI	S	Opponent	Score	RPI	S	Opponent	Score	RPI	S	Opponent	Score	RPI	S	Opponent	Score
				32	A	Stetson	8 4	54	A	South Fla.	0 12	111	N	Rutgers	1 5
				32	A	Stetson	0 6	54	A	South Fla.	2 5	111	N	Rutgers	7 15
								54	A	South Fla.	4 5	111	N	Rutgers	6 11
								77	N	Mi chi gan	3 7	113	N	Rhode Isl and	4 6
								77	N	Mi chi gan	6 12	122	N	Bryant	11 7
								77	N	Mi chi gan	4 3	174	N	Navy	8 2
								80	A	Fordham	2 3	174	N	Navy	5 3
								84	A	Maryl and	3 6	223	A	Bucknel I	7 6
								84	A	Maryl and	4 3	223	A	Bucknel I	1 0
								84	A	Maryl and	3 0	223	H	Bucknel I	1 4
								91	N	Boston Col I ege	11 1	223	H	Bucknel I	1 5
												223	H	Bucknel I	7 4
												252	H	Si ena	9 6
												277	N	Niagara	9 5
<hr/>															
LAST 10 GAMES															
				223	H	Bucknel I	7 4	174	N	Navy	5 3				
				223	H	Bucknel I	1 5	223	A	Bucknel I	7 6				
				223	H	Bucknel I	1 4	223	A	Bucknel I	1 0				
				252	H	Si ena	9 6	54	A	South Fla.	4 5				
				174	N	Navy	8 2	54	A	South Fla.	2 5				

**Non-Div. I Games:**

Army West Point

Average RPI Win:		147	WON-LOST		WINNING		LAST 10		STRENGTH OF		OPP. STRENGTH		TEAM		ADJ		CONF.		ADJ CONF.			
Average RPI Loss:		86	RECORD		PCT. RANK		GAMES		SCHEDULE		OF SCHEDULE		RPI		RPI		RPI		RPI			
DIV. I ONLY			12-14-1		.46296 166		6-4-0		93		117		125		.51084 125		7 7					
DIV. I NON-CONF.			6-8-1		.43333 182		2-2-0		162		202		194		.47798 194		9 9					
TOTALS		RPI 1-25		RPI 26-50		W-L RECORDS		RPI 51-100		RPI 101-150		RPI 150+										
12-14-1		0-3-0		3-3-0		OVERALL		2-3-0		1-3-0		6-2-1										
6-4-1		0-0-0		1-2-0		HOME		2-2-0		0-0-0		3-0-1										
3-7-0		0-1-0		2-1-0		AWAY		0-0-0		1-2-0		0-2-0										
3-3-0		0-2-0		0-0-0		NEUTRAL		0-1-0		0-0-0		3-0-0										
6-8-1		0-3-0		0-0-0		NON-CONFERENCE		0-2-0		0-1-0		6-2-1										
3-1-1		0-0-0		0-0-0		HOME		0-1-0		0-0-0		3-0-1										
0-4-0		0-1-0		0-0-		AWAY		0-0-0		0-1-0		0-2-0										
3-3-0		0-2-0		0-0-0		NEUTRAL		0-1-0		0-0-0		3-0-0										
6-6-0		0-0-0		3-3-0		CONFERENCE		2-1-0		1-2-0		0-0-0										
3-3-0		0-0-0		1-2-0		HOME		2-1-0		0-0-0		0-0-0										
3-3-0		0-0-0		2-1-0		AWAY		0-0-0		1-2-0		0-0-0										
0-0-0		0-0-0		0-0-0		NEUTRAL		0-0-0		0-0-0		0-0-0										
RPI	S	Opponent		Score		RPI	S	Opponent		Score		RPI	S	Opponent		Score						
2	A	Texas Tech		2	7	27	H	Nevada		5	9	82	N	Gonzaga		3	4	135	A	Pepperdi ne	7	11
23	N	Oregon St.		2	5	27	H	Nevada		8	5	91	H	Ari zona		6	16	146	A	Fresno St.	1	5
23	N	Oregon St.		3	15	27	H	Nevada		8	13	99	H	Air Force		7	4	146	A	Fresno St.	4	5
						45	A	San Diego St.		5	4	99	H	Air Force		4	10	146	A	Fresno St.	5	4
						45	A	San Diego St.		9	5	99	H	Air Force		12	11	175	A	Houston	0	1
						45	A	San Diego St.		2	3							182	A	Cal Poly	4	5
																		182	N	Cal Poly	3	1
																		200	N	Col umbi a	3	1
																		200	N	Col umbi a	10	9
																		240	H	Central Mi ch.	6	6
																		240	H	Central Mi ch.	20	9
																		240	H	Central Mi ch.	8	7
																		240	H	Central Mi ch.	6	0
LAST 10 GAMES																						
91 H Ari zona						6	16	99 H Air Force						12	11							
45 A San Diego St.						2	3	99 H Air Force						4	10							
45 A San Diego St.						9	5	200 N Col umbi a						3	1							
45 A San Diego St.						5	4	175 A Houston						0	1							
99 H Air Force						7	4	200 N Col umbi a						10	9							

**Non-Div. I Games:**

New Mexico

Average RPI Win:		151	WON-LOST RECORD		WINNING PCT. RANK		LAST 10 GAMES		STRENGTH OF SCHEDULE		OPP. STRENGTH OF SCHEDULE		TEAM RPI		ADJ RPI		CONF. RPI		ADJ CONF. RPI		
DIV. I ONLY			14-13-0		.51852 136		6-4-0		152		119		126		.51032 126		8		8		
DIV. I NON-CONF.			12-12-0		.5 141		4-3-0		151		150		151		.50269 151		7		7		
TOTALS		RPI 1-25		RPI 26-50		W-L RECORDS		RPI 51-100		RPI 101-150		RPI 150+									
14-13-0		0-0-0		1-2-0		OVERALL		3-1-0		2-8-0		8-2-0									
6-6-0		0-0-0		1-2-0		HOME		0-0-0		2-4-0		3-0-0									
8-7-0		0-0-0		0-0-0		AWAY		3-1-0		0-4-0		5-2-0									
0-0-0		0-0-0		0-0-0		NEUTRAL		0-0-0		0-0-0		0-0-0									
12-12-0		0-0-0		1-2-0		NON-CONFERENCE		1-0-0		2-8-0		8-2-0									
6-6-0		0-0-0		1-2-0		HOME		0-0-0		2-4-0		3-0-0									
6-6-0		0-0-0		0-0-		AWAY		1-0-0		0-4-0		5-2-0									
0-0-0		0-0-0		0-0-0		NEUTRAL		0-0-0		0-0-0		0-0-0									
2-1-0		0-0-0		0-0-0		CONFERENCE		2-1-0		0-0-0		0-0-0									
0-0-0		0-0-0		0-0-0		HOME		0-0-0		0-0-0		0-0-0									
2-1-0		0-0-0		0-0-0		AWAY		2-1-0		0-0-0		0-0-0									
0-0-0		0-0-0		0-0-0		NEUTRAL		0-0-0		0-0-0		0-0-0									
RPI	S	Opponent		Score		RPI	S	Opponent		Score		RPI	S	Opponent		Score					
				49	H	Illinois		5	4	72	A	Illinois St.		6	4	108	H	UC Irvine		2	6
				49	H	Illinois		2	6	72	A	Illinois St.		5	6	108	H	UC Irvine		11	2
				49	H	Illinois		6	16	72	A	Illinois St.		7	5	108	H	UC Irvine		10	8
										75	A	Austin Peay		16	7	110	A	Jacksonville St.		0	6
																110	A	Jacksonville St.		4	7
																110	A	Jacksonville St.		9	10
																130	H	La. -Monroe		4	5
																130	H	La. -Monroe		7	13
																130	H	La. -Monroe		4	7
																131	A	Arkansas St.		8	9
																152	A	North Florida		6	2
																152	A	North Florida		6	9
																152	A	North Florida		4	5
																165	A	SIUE		8	3
																180	H	Northern Ill.		7	2
																180	H	Northern Ill.		10	4
																180	H	Northern Ill.		4	0
																244	A	Murray St.		23	5
																260	A	Belmont		3	0
																265	A	Southeast Mo. St.		5	0
				LAST 10 GAMES																	
				72	A	Illinois St.		5	6	108	H	UC Irvine		2	6	165	A	SIUE		8	3
				72	A	Illinois St.		7	5	49	H	Illinois		2	6	49	H	Illinois		6	16
				72	A	Illinois St.		6	4	49	H	Illinois		6	16	49	H	Illinois		5	4
				108	H	UC Irvine		10	8												
				108	H	UC Irvine		11	2												

**Non-Div. I Games:**

Southern Ill.

Average RPI Win: 156		WON-LOST RECORD		WINNING PCT. RANK		LAST 10 GAMES		STRENGTH OF SCHEDULE		OPP. STRENGTH OF SCHEDULE		TEAM RPI		ADJ RPI		CONF. RPI		ADJ CONF. RPI					
DIV. I ONLY		21-10-0		.67742		46		6-4-0		256		45		127		.5077		127		17		17	
DIV. I NON-CONF.		12-7-0		.63158		79		1-2-0		224		42		137		.50714		137		19		19	
TOTALS		RPI 1-25		RPI 26-50		W-L RECORDS		RPI 51-100		RPI 101-150		RPI 150+											
21-10-0		1-2-0		0-0-0		OVERALL		3-2-0		7-1-0		10-5-0											
13-5-0		1-2-0		0-0-0		HOME		2-0-0		5-1-0		5-2-0											
6-4-0		0-0-0		0-0-0		AWAY		0-2-0		1-0-0		5-2-0											
2-1-0		0-0-0		0-0-0		NEUTRAL		1-0-0		1-0-0		0-1-0											
12-7-0		1-2-0		0-0-0		NON-CONFERENCE		3-2-0		5-0-0		3-3-0											
9-3-0		1-2-0		0-0-0		HOME		2-0-0		3-0-0		3-1-0											
1-3-0		0-0-0		0-0-		AWAY		0-2-0		1-0-0		0-1-0											
2-1-0		0-0-0		0-0-0		NEUTRAL		1-0-0		1-0-0		0-1-0											
9-3-0		0-0-0		0-0-0		CONFERENCE		0-0-0		2-1-0		7-2-0											
4-2-0		0-0-0		0-0-0		HOME		0-0-0		2-1-0		2-1-0											
5-1-0		0-0-0		0-0-0		AWAY		0-0-0		0-0-0		5-1-0											
0-0-0		0-0-0		0-0-0		NEUTRAL		0-0-0		0-0-0		0-0-0											
RPI	S	Opponent		Score		RPI	S	Opponent		Score		RPI	S	Opponent		Score							
24	H	UConn		6	2			61	A	South Ala.	1	6	107	H	Loui si ana		5	2					
24	H	UConn		4	6			81	A	LSU	2	4	133	H	Tol edo		7	6					
24	H	UConn		6	7			81	H	LSU	5	4	133	N	Tol edo		7	5					
								88	H	Purdue	4	0	136	H	New Or leans		7	6					
								94	N	Missi ssi ppi St.	11	5	136	H	New Or leans		3	1					
													136	H	New Or leans		1	8					
													142	A	Tul ane		13	12					
													142	H	Tul ane		9	3					
													159	A	Jackson St.		3	4					
													165	H	SIUE		4	7					
													165	H	SIUE		11	2					
													165	H	SIUE		13	6					
													169	A	McNeese		2	5					
													169	A	McNeese		5	4					
													169	A	McNeese		9	1					
													187	H	Houston Bapti st		4	10					
													187	H	Houston Bapti st		8	2					
													187	H	Houston Bapti st		4	1					
													242	A	Lamar Uni versi ty		6	4					
													242	A	Lamar Uni versi ty		5	3					
													242	A	Lamar Uni versi ty		8	1					
													282	H	Al corn		7	1					
													283	N	Sacred Heart		3	5					
LAST 10 GAMES																							
				169	A	McNeese	9	1	187	H	Houston Bapti st	4	10										
				169	A	McNeese	2	5	187	H	Houston Bapti st	4	1										
				169	A	McNeese	5	4	159	A	Jackson St.	3	4										
				142	H	Tul ane	9	3	61	A	South Ala.	1	6										
				187	H	Houston Bapti st	8	2	242	A	Lamar Uni versi ty	5	3										

Non-Div. I Games:

Southeastern La.

Average RPI Win:	153	WON-LOST RECORD	WINNING PCT. RANK	LAST 10 GAMES	STRENGTH OF SCHEDULE	OPP. STRENGTH OF SCHEDULE	TEAM RPI	ADJ RPI	CONF. RPI	ADJ CONF. RPI	
Average RPI Loss:	100										
DIV. I ONLY	15-13-0	.53571	124	4-6-0	156	82	128	.50767	128	3	3
DIV. I NON-CONF.	11-5-0	.6875	52	1-1-0	219	180	134	.50913	133	3	3
<hr/>											
TOTALS	RPI 1-25	RPI 26-50		W-L RECORDS	RPI 51-100		RPI 101-150		RPI 150+		
15-13-0	0-0-0	1-2-0		OVERALL	3-7-0		3-1-0		8-3-0		
11-4-0	0-0-0	0-0-0		HOME	2-1-0		1-0-0		8-3-0		
2-9-0	0-0-0	1-2-0		AWAY	1-6-0		0-1-0		0-0-0		
2-0-0	0-0-0	0-0-0		NEUTRAL	0-0-0		2-0-0		0-0-0		
<hr/>											
11-5-0	0-0-0	0-0-0		NON-CONFERENCE	0-1-0		3-1-0		8-3-0		
9-3-0	0-0-0	0-0-0		HOME	0-0-0		1-0-0		8-3-0		
0-2-0	0-0-0	0-0-		AWAY	0-1-0		0-1-0		0-0-0		
2-0-0	0-0-0	0-0-0		NEUTRAL	0-0-0		2-0-0		0-0-0		
<hr/>											
4-8-0	0-0-0	1-2-0		CONFERENCE	3-6-0		0-0-0		0-0-0		
2-1-0	0-0-0	0-0-0		HOME	2-1-0		0-0-0		0-0-0		
2-7-0	0-0-0	1-2-0		AWAY	1-5-0		0-0-0		0-0-0		
0-0-0	0-0-0	0-0-0		NEUTRAL	0-0-0		0-0-0		0-0-0		
<hr/>											
RPI	S	Opponent	Score	RPI	S	Opponent	Score	RPI	S	Opponent	Score
				39	A	Duke	3 6	68	A	UCF	3 6
				39	A	Duke	2 3	74	A	Pittsburgh	5 7
				39	A	Duke	3 0	74	A	Pittsburgh	10 7
								74	A	Pittsburgh	1 4
								76	A	Miami (FL)	2 3
								76	A	Miami (FL)	1 8
								76	A	Miami (FL)	0 1
								91	H	Boston College	2 6
								91	H	Boston College	7 3
								91	H	Boston College	10 9

Non-Div. I Games:

Virginia



[illegible]

**Non-Div. I Games:**

Wake Forest

Average RPI Win:	162	WON-LOST RECORD	WINNING PCT. RANK	LAST 10 GAMES	STRENGTH OF SCHEDULE	OPP. STRENGTH OF SCHEDULE	TEAM RPI	ADJ RPI	CONF. RPI	ADJ CONF. RPI		
Average RPI Loss:	130											
DIV. I ONLY	15-12-0	.55556	114	5-5-0	192	123	130	.50743	130	6	6	
DIV. I NON-CONF.	11-7-0	.61111	84	1-1-0	244	197	154	.50134	154	5	5	
<hr/>												
TOTALS	RPI 1-25	RPI 26-50		W-L RECORDS		RPI 51-100		RPI 101-150		RPI 150+		
15-12-0	0-0-0	0-0-0		OVERALL		2-6-0		6-2-0		7-4-0		
9-3-0	0-0-0	0-0-0		HOME		0-1-0		3-1-0		6-1-0		
6-9-0	0-0-0	0-0-0		AWAY		2-5-0		3-1-0		1-3-0		
0-0-0	0-0-0	0-0-0		NEUTRAL		0-0-0		0-0-0		0-0-0		
11-7-0	0-0-0	0-0-0		NON-CONFERENCE		0-2-0		4-1-0		7-4-0		
7-2-0	0-0-0	0-0-0		HOME		0-1-0		1-0-0		6-1-0		
4-5-0	0-0-0	0-0-		AWAY		0-1-0		3-1-0		1-3-0		
0-0-0	0-0-0	0-0-0		NEUTRAL		0-0-0		0-0-0		0-0-0		
4-5-0	0-0-0	0-0-0		CONFERENCE		2-4-0		2-1-0		0-0-0		
2-1-0	0-0-0	0-0-0		HOME		0-0-0		2-1-0		0-0-0		
2-4-0	0-0-0	0-0-0		AWAY		2-4-0		0-0-0		0-0-0		
0-0-0	0-0-0	0-0-0		NEUTRAL		0-0-0		0-0-0		0-0-0		
RPI	S	Opponent	Score	RPI	S	Opponent	Score	RPI	S	Opponent	Score	
				61 A South Ala.				12	6	126 A Southern Ill.	7	4
				61 A South Ala.				3	5	126 A Southern Ill.	13	7
				61 A South Ala.				0	6	126 A Southern Ill.	5	4
				62 A Louisiana Tech				1	6	131 H Arkansas St.	4	0
				62 H Louisiana Tech				0	7	131 H Arkansas St.	7	31
				90 A UT Arlington				2	0	131 H Arkansas St.	2	0
				90 A UT Arlington				0	5	134 A Northwestern St.	3	14
				90 A UT Arlington				2	5	134 H Northwestern St.	11	6
										159 A Jackson St.	2	7
										159 H Jackson St.	10	7
										183 H Eastern Ill.	4	3
										183 H Eastern Ill.	5	6
										183 H Eastern Ill.	7	6
										237 H Northern Ky.	9	5
										237 H Northern Ky.	13	10
						237 H Northern Ky.	21	9				
						264 A SFA	11	13				
						264 A SFA	9	7				
						264 A SFA	7	10				
LAST 10 GAMES												
90 A UT Arlington				2	0	131 H Arkansas St.	7	31				
90 A UT Arlington				0	5	131 H Arkansas St.	2	0				
90 A UT Arlington				2	5	62 A Louisiana Tech	1	6				
159 H Jackson St.				10	7	61 A South Ala.	12	6				
131 H Arkansas St.				4	0	61 A South Ala.	3	5				

Non-Div. I Games:

La. -Monroe

Average RPI Win: 150		WON-LOST	WINNING	LAST 10	STRENGTH OF		OPP. STRENGTH	TEAM	ADJ	CONF.	ADJ CONF.
Average RPI Loss: 62		RECORD	PCT. RANK	GAMES	SCHEDULE		OF SCHEDULE	RPI	RPI	RPI	RPI
DIV. I ONLY		11-13-0	.45833	176	3-7-0		109	68	131	.50684	131
DIV. I NON-CONF.		8-7-0	.53333	126	0-2-0		132	85	104	.52312	104
TOTALS		RPI 1-25	RPI 26-50		W-L RECORDS		RPI 51-100		RPI 101-150		RPI 150+
11-13-0		0-3-0	1-4-0		OVERALL		1-2-0		6-4-0		3-0-0
7-6-0		0-3-0	0-0-0		HOME		1-2-0		3-1-0		3-0-0
4-7-0		0-0-0	1-4-0		AWAY		0-0-0		3-3-0		0-0-0
0-0-0		0-0-0	0-0-0		NEUTRAL		0-0-0		0-0-0		0-0-0
8-7-0		0-0-0	1-4-0		NON-CONFERENCE		1-2-0		3-1-0		3-0-0
5-2-0		0-0-0	0-0-0		HOME		1-2-0		1-0-0		3-0-0
3-5-0		0-0-0	1-0-		AWAY		0-0-0		2-1-0		0-0-0
0-0-0		0-0-0	0-0-0		NEUTRAL		0-0-0		0-0-0		0-0-0
3-6-0		0-3-0	0-0-0		CONFERENCE		0-0-0		3-3-0		0-0-0
2-4-0		0-3-0	0-0-0		HOME		0-0-0		2-1-0		0-0-0
1-2-0		0-0-0	0-0-0		AWAY		0-0-0		1-2-0		0-0-0
0-0-0		0-0-0	0-0-0		NEUTRAL		0-0-0		0-0-0		0-0-0
RPI S	Opponent	Score	RPI S	Opponent	Score	RPI S	Opponent	Score	RPI S	Opponent	Score
19 H	Coastal Caro.	1 3	26 A	Missouri	1 11	72 H	Illinois St.	1 0	107 H	Louisiana	14 2
19 H	Coastal Caro.	3 8	26 A	Missouri	9 14	72 H	Illinois St.	3 18	107 H	Louisiana	8 7
19 H	Coastal Caro.	14 26	28 A	Missouri St.	4 1	72 H	Illinois St.	4 11	107 H	Louisiana	1 6
			28 A	Missouri St.	4 12				126 H	Southern Ill.	9 8
			28 A	Missouri St.	4 5				130 A	La. -Monroe	31 7
									130 A	La. -Monroe	0 4
									130 A	La. -Monroe	0 2
									136 A	New Orleans	12 3
									136 A	New Orleans	1 2
									136 A	New Orleans	6 3
									253 H	UT Martin	13 5
									265 H	Southeast Mo. St.	7 6
									287 H	Mississippi Val.	9 0
			LAST 10 GAMES								
			107 H	Louisiana	1 6	130 A	La. -Monroe	0 2			
			107 H	Louisiana	14 2	26 A	Missouri	9 14			
			107 H	Louisiana	8 7	26 A	Missouri	1 11			
			130 A	La. -Monroe	0 4	19 H	Coastal Caro.	3 8			
			130 A	La. -Monroe	31 7	19 H	Coastal Caro.	14 26			

Non-Div. I Games:

Arkansas St.

Average RPI Win: 201		WON-LOST	WINNING	LAST 10	STRENGTH OF		OPP. STRENGTH	TEAM	ADJ	CONF.	ADJ CONF.
Average RPI Loss: 59		RECORD	PCT. RANK	GAMES	SCHEDULE		OF SCHEDULE	RPI	RPI	RPI	RPI
DIV. I ONLY		15-12-0	.55556	114	5-5-0		150	55	132	.50649	132
DIV. I NON-CONF.		10-8-0	.55556	116	1-1-0		155	39	138	.50667	138
TOTALS		RPI 1-25	RPI 26-50		W-L RECORDS		RPI 51-100		RPI 101-150		RPI 150+
15-12-0		1-8-0	0-0-0		OVERALL		0-0-0		3-1-0		11-3-0
12-7-0		1-4-0	0-0-0		HOME		0-0-0		3-1-0		8-2-0
3-5-0		0-4-0	0-0-0		AWAY		0-0-0		0-0-0		3-1-0
0-0-0		0-0-0	0-0-0		NEUTRAL		0-0-0		0-0-0		0-0-0
10-8-0		1-8-0	0-0-0		NON-CONFERENCE		0-0-0		1-0-0		8-0-0
9-4-0		1-4-0	0-0-0		HOME		0-0-0		1-0-0		7-0-0
1-4-0		0-4-0	0-0-		AWAY		0-0-0		0-0-0		1-0-0
0-0-0		0-0-0	0-0-0		NEUTRAL		0-0-0		0-0-0		0-0-0
5-4-0		0-0-0	0-0-0		CONFERENCE		0-0-0		2-1-0		3-3-0
3-3-0		0-0-0	0-0-0		HOME		0-0-0		2-1-0		1-2-0
2-1-0		0-0-0	0-0-0		AWAY		0-0-0		0-0-0		2-1-0
0-0-0		0-0-0	0-0-0		NEUTRAL		0-0-0		0-0-0		0-0-0
RPI	S	Opponent	Score	RPI	S	Opponent	Score	RPI	S	Opponent	Score
8	A	Georgia	4 6					129	H	Wake Forest	13 1
8	A	Georgia	2 12					140	H	FIU	8 6
8	A	Georgia	7 10					140	H	FIU	6 12
10	H	East Carolina	1 3					140	H	FIU	10 9
10	H	East Carolina	5 6					157	H	UAB	10 18
10	H	East Carolina	2 12					157	H	UAB	3 4
11	H	Arkansas	6 3					157	H	UAB	7 1
12	H	North Carolina	2 14					168	A	Middle Tenn.	4 0
18	A	NC State	6 9					168	A	Middle Tenn.	7 5
								168	A	Middle Tenn.	2 12
								252	H	Siena	10 1
								252	H	Siena	14 3
								252	H	Siena	12 5
								252	H	Siena	9 2
								261	A	Charleston So.	14 3
								276	H	Iona	6 2
								276	H	Iona	9 2
								276	H	Iona	10 3
LAST 10 GAMES				LAST 10 GAMES				LAST 10 GAMES			
157	H	UAB	3 4	168	A	Middle Tenn.	2 12	157	H	UAB	10 18
157	H	UAB	10 18	168	A	Middle Tenn.	4 0	11	H	Arkansas	6 3
157	H	UAB	7 1	140	H	FIU	8 6	140	H	FIU	8 6
12	H	North Carolina	2 14	140	H	FIU	6 12				
168	A	Middle Tenn.	7 5								

Non-Div. I Games:

Charlotte

Average RPI Win:		192	WON-LOST RECORD		WINNING PCT. RANK		LAST 10 GAMES		STRENGTH OF SCHEDULE		OPP. STRENGTH OF SCHEDULE		TEAM RPI		ADJ RPI		CONF. RPI		ADJ CONF. RPI	
DIV. I ONLY			7-17-0		.29167 256		4-5-0		37		212		133		.506 133		21		21	
DIV. I NON-CONF.			4-14-0		.22222 263		1-2-0		25		137		169		.49286 169		21		21	
TOTALS		RPI 1-25		RPI 26-50		W-L RECORDS		RPI 51-100		RPI 101-150		RPI 150+								
7-17-0		0-3-0		0-1-0		OVERALL		2-6-0		0-2-0		5-5-0								
0-0-0		0-0-0		0-0-0		HOME		0-0-0		0-0-0		0-0-0								
4-14-0		0-3-0		0-0-0		AWAY		0-5-0		0-1-0		4-5-0								
3-3-0		0-0-0		0-1-0		NEUTRAL		2-1-0		0-1-0		1-0-0								
4-14-0		0-3-0		0-1-0		NON-CONFERENCE		2-6-0		0-2-0		2-2-0								
0-0-0		0-0-0		0-0-0		HOME		0-0-0		0-0-0		0-0-0								
1-11-0		0-3-0		0-0-		AWAY		0-5-0		0-1-0		1-2-0								
3-3-0		0-0-0		0-1-0		NEUTRAL		2-1-0		0-1-0		1-0-0								
3-3-0		0-0-0		0-0-0		CONFERENCE		0-0-0		0-0-0		3-3-0								
0-0-0		0-0-0		0-0-0		HOME		0-0-0		0-0-0		0-0-0								
3-3-0		0-0-0		0-0-0		AWAY		0-0-0		0-0-0		3-3-0								
0-0-0		0-0-0		0-0-0		NEUTRAL		0-0-0		0-0-0		0-0-0								
RPI	S	Opponent		Score		RPI	S	Opponent		Score		RPI	S	Opponent		Score				
8	A	Georgi a		0	7	34	N	Iowa		3	4	56	A	Ohio St.		4	19			
8	A	Georgi a		3	8							74	N	Pittsburgh		3	17			
8	A	Georgi a		6	7							75	A	Austin Peay		4	16			
												75	A	Austin Peay		7	8			
												75	A	Austin Peay		2	12			
												81	A	LSU		1	8			
												97	N	Saint Louis		4	1			
												97	N	Saint Louis		16	8			
												127	A	Southeastern La.		6	7			
												127	N	Southeastern La.		5	7			
												196	A	Mi ami (OH)		7	8			
												196	A	Mi ami (OH)		6	7			
												196	A	Mi ami (OH)		8	4			
												197	A	Cincinnati		13	7			
												197	A	Cincinnati		4	5			
												197	A	Cincinnati		8	9			
												238	A	Western Mich.		13	4			
												238	A	Western Mich.		0	5			
												238	A	Western Mich.		3	0			
												283	N	Sacred Heart		7	2			
LAST 10 GAMES																				
196 A Mi ami (OH)						6	7	238 A Western Mich.						3	0					
196 A Mi ami (OH)						8	4	238 A Western Mich.						0	5					
196 A Mi ami (OH)						7	8	197 A Cincinnati						8	9					
56 A Ohio St.						4	19	197 A Cincinnati						13	7					
238 A Western Mich.						13	4	197 A Cincinnati						4	5					

Non-Div. I Games:

Tol edo

Average RPI Win:		163	WON-LOST RECORD		WINNING PCT. RANK		LAST 10 GAMES		STRENGTH OF SCHEDULE		OPP. STRENGTH OF SCHEDULE		TEAM RPI		ADJ RPI		CONF. RPI		ADJ CONF. RPI		
DIV. I ONLY			14-13-0		.51852 136		4-6-0		177		102		134		.50599 134		17		17		
DIV. I NON-CONF.			9-8-0		.52941 128		1-2-0		166		111		128		.51197 128		19		19		
TOTALS		RPI 1-25		RPI 26-50		W-L RECORDS		RPI 51-100		RPI 101-150		RPI 150+									
14-13-0		0-2-0		2-1-0		OVERALL		2-2-0		3-5-0		7-3-0									
6-5-0		0-0-0		0-0-0		HOME		0-1-0		2-2-0		4-2-0									
8-8-0		0-2-0		2-1-0		AWAY		2-1-0		1-3-0		3-1-0									
0-0-0		0-0-0		0-0-0		NEUTRAL		0-0-0		0-0-0		0-0-0									
9-8-0		0-2-0		2-1-0		NON-CONFERENCE		2-2-0		1-1-0		4-2-0									
5-3-0		0-0-0		0-0-0		HOME		0-1-0		1-0-0		4-2-0									
4-5-0		0-2-0		2-0-		AWAY		2-1-0		0-1-0		0-0-0									
0-0-0		0-0-0		0-0-0		NEUTRAL		0-0-0		0-0-0		0-0-0									
5-5-0		0-0-0		0-0-0		CONFERENCE		0-0-0		2-4-0		3-1-0									
1-2-0		0-0-0		0-0-0		HOME		0-0-0		1-2-0		0-0-0									
4-3-0		0-0-0		0-0-0		AWAY		0-0-0		1-2-0		3-1-0									
0-0-0		0-0-0		0-0-0		NEUTRAL		0-0-0		0-0-0		0-0-0									
RPI	S	Opponent		Score		RPI	S	Opponent		Score		RPI	S	Opponent		Score					
16	A	Texas A&M		6	7	41	A	Little Rock		6	5	104	A	Central Ark.		6	4				
16	A	Texas A&M		1	6	41	A	Little Rock		2	5	104	A	Central Ark.		0	3				
						41	A	Little Rock		7	3	104	A	Central Ark.		1	12				
												106	H	A&M-Corpus Christi		1	6				
												106	H	A&M-Corpus Christi		3	8				
												106	H	A&M-Corpus Christi		7	6				
												130	A	La. -Monroe		6	11				
												130	H	La. -Monroe		14	3				
												207	H	Bi nghamton		3	10				
												207	H	Bi nghamton		3	2				
												207	H	Bi nghamton		9	1				
												242	A	Lamar Uni versi ty		7	2				
												254	A	Ni chol ls St.		3	1				
												254	A	Ni chol ls St.		4	5				
												254	A	Ni chol ls St.		5	3				
												279	H	Penn		5	8				
												279	H	Penn		8	2				
												279	H	Penn		2	1				
LAST 10 GAMES																					
104 A Central Ark.						6	4	106 H A&M-Corpus Christi						7	6						
104 A Central Ark.						0	3	106 H A&M-Corpus Christi						1	6						
104 A Central Ark.						1	12	62 H Loui si ana Tech						3	6						
242 A Lamar University						7	2	73 A Nebraska						6	7						
106 H A&M-Corpus Christi						3	8	73 A Nebraska						6	2						

**Non-Div. I Games:**

Northwestern St.



Average RPI Win:	162	WON-LOST RECORD	WINNING PCT. RANK	LAST 10 GAMES	STRENGTH OF SCHEDULE	OPP. STRENGTH OF SCHEDULE	TEAM RPI	ADJ RPI	CONF. RPI	ADJ CONF. RPI	
DIV. I ONLY	13-15-0	.46429	163	5-5-0	85	189	136	.50504	136	17	17
DIV. I NON-CONF.	8-8-0	.5	141	1-1-0	109	194	177	.48848	177	19	19
<hr/>											
TOTALS	RPI 1-25	RPI 26-50		W-L RECORDS	RPI 51-100		RPI 101-150		RPI 150+		
13-15-0	0-1-0	0-2-0		OVERALL	1-1-0		7-7-0		5-4-0		
7-8-0	0-0-0	0-2-0		HOME	0-0-0		3-5-0		4-1-0		
6-6-0	0-1-0	0-0-0		AWAY	1-1-0		4-2-0		1-2-0		
0-1-0	0-0-0	0-0-0		NEUTRAL	0-0-0		0-0-0		0-1-0		
8-8-0	0-1-0	0-2-0		NON-CONFERENCE	1-1-0		3-2-0		4-2-0		
7-5-0	0-0-0	0-2-0		HOME	0-0-0		3-2-0		4-1-0		
1-2-0	0-1-0	0-0-		AWAY	1-1-0		0-0-0		0-0-0		
0-1-0	0-0-0	0-0-0		NEUTRAL	0-0-0		0-0-0		0-1-0		
5-7-0	0-0-0	0-0-0		CONFERENCE	0-0-0		4-5-0		1-2-0		
0-3-0	0-0-0	0-0-0		HOME	0-0-0		0-3-0		0-0-0		
5-4-0	0-0-0	0-0-0		AWAY	0-0-0		4-2-0		1-2-0		
0-0-0	0-0-0	0-0-0		NEUTRAL	0-0-0		0-0-0		0-0-0		
<hr/>											
RPI	S	Opponent	Score	RPI	S	Opponent	Score	RPI	S	Opponent	Score
5	A	Ole Miss	4 9	34	H	Iowa	2 8	61	A	South Ala.	8 2
				40	H	Southern Miss.	7 9	81	A	LSU	6 14
								102	H	Virginia Tech	4 2
								104	H	Central Ark.	3 5
								104	H	Central Ark.	7 16
								104	H	Central Ark.	2 4
								106	A	A&M-Corpus Christi	2 0
								106	A	A&M-Corpus Christi	13 8
								106	A	A&M-Corpus Christi	6 5
								127	A	Southeastern La.	1 3
								127	A	Southeastern La.	8 1
								127	A	Southeastern La.	6 7
								131	H	Arkansas St.	3 6
								131	H	Arkansas St.	2 1
								131	H	Arkansas St.	3 12
								142	H	Tulane	8 7
								159	H	Jackson St.	2 4
								193	H	Ball St.	10 1
								241	H	Ill.-Chicago	5 4
								246	A	Abilene Christian	5 6
								246	A	Abilene Christian	6 7
								246	A	Abilene Christian	14 10
								258	N	Alabama St.	3 6
								272	H	Southern U.	6 2
								272	H	Southern U.	14 3
				LAST 10 GAMES							
				106	A	A&M-Corpus Christi	6 5	104	H	Central Ark.	7 16
				106	A	A&M-Corpus Christi	2 0	104	H	Central Ark.	2 4
				106	A	A&M-Corpus Christi	13 8	5	A	Ole Miss	4 9
				61	A	South Ala.	8 2	246	A	Abilene Christian	14 10
				104	H	Central Ark.	3 5	246	A	Abilene Christian	5 6

**Non-Div. I Games:**

New Orleans



Average RPI Win:	169	WON-LOST RECORD	WINNING PCT. RANK	LAST 10 GAMES	STRENGTH OF SCHEDULE	OPP. STRENGTH OF SCHEDULE	TEAM RPI	ADJ RPI	CONF. RPI	ADJ CONF. RPI					
DIV. I ONLY		10-14-0	.41667	198	4-6-0	146	181	137	.50485	137	22	22			
DIV. I NON-CONF.		7-11-0	.38889	199	1-3-0	173	103	157	.49948	157	20	20			
<hr/>															
TOTALS	RPI 1-25	RPI 26-50		W-L RECORDS		RPI 51-100		RPI 101-150		RPI 150+					
10-14-0	0-0-0	0-3-0		OVERALL		0-0-0		2-4-0		8-7-0					
0-0-0	0-0-0	0-0-0		HOME		0-0-0		0-0-0		0-0-0					
5-11-0	0-0-0	0-3-0		AWAY		0-0-0		2-4-0		3-4-0					
5-3-0	0-0-0	0-0-0		NEUTRAL		0-0-0		0-0-0		5-3-0					
7-11-0	0-0-0	0-3-0		NON-CONFERENCE		0-0-0		2-4-0		5-4-0					
0-0-0	0-0-0	0-0-0		HOME		0-0-0		0-0-0		0-0-0					
4-9-0	0-0-0	0-0-		AWAY		0-0-0		2-4-0		2-2-0					
3-2-0	0-0-0	0-0-0		NEUTRAL		0-0-0		0-0-0		3-2-0					
3-3-0	0-0-0	0-0-0		CONFERENCE		0-0-0		0-0-0		3-3-0					
0-0-0	0-0-0	0-0-0		HOME		0-0-0		0-0-0		0-0-0					
1-2-0	0-0-0	0-0-0		AWAY		0-0-0		0-0-0		1-2-0					
2-1-0	0-0-0	0-0-0		NEUTRAL		0-0-0		0-0-0		2-1-0					
RPI	S	Opponent	Score	RPI	S	Opponent	Score	RPI	S	Opponent	Score	RPI	S	Opponent	Score
				29	A	Vanderbi l t	0 15			129	A	Wake Forest	5	3	
				29	A	Vanderbi l t	2 9			129	A	Wake Forest	7	14	
				29	A	Vanderbi l t	2 15			129	A	Wake Forest	1	8	
										138	A	James Madi son	5	6	
										138	A	James Madi son	4	5	
										138	A	James Madi son	7	6	
										158	N	Morehead St.	2	1	
										158	N	Morehead St.	12	6	
										166	A	Stony Brook	8	9	
										166	A	Stony Brook	5	6	
										166	A	Stony Brook	6	5	
										167	N	Gardner-Webb	9	0	
										178	A	VMI	9	5	
										178	A	VMI	8	4	
										178	A	VMI	3	6	
										193	N	Ball St.	3	4	
										193	N	Ball St.	5	8	
										211	N	Al bany (NY)	0	1	
										211	N	Al bany (NY)	3	2	
										211	N	Al bany (NY)	1	0	
										214	A	Marist	7	8	
LAST 10 GAMES				LAST 10 GAMES				LAST 10 GAMES				LAST 10 GAMES			
				166	A	Stony Brook	8 9			211	N	Al bany (NY)	0	1	
				166	A	Stony Brook	6 5			211	N	Al bany (NY)	3	2	
				166	A	Stony Brook	5 6			138	A	James Madi son	7	6	
				214	A	Marist	7 8			138	A	James Madi son	5	6	
				211	N	Al bany (NY)	1 0			138	A	James Madi son	4	5	

Non-Div. I Games:

UMass Lowell

Average RPI Win: 154		WON-LOST	WINNING	LAST 10	STRENGTH OF		OPP. STRENGTH	TEAM	ADJ	CONF.	ADJ CONF.
Average RPI Loss: 121		RECORD	PCT. RANK	GAMES	SCHEDULE		OF SCHEDULE	RPI	RPI	RPI	RPI
DIV. I ONLY		14-12-0	.53846	119	4-6-0		124	178	138	.50421	138
DIV. I NON-CONF.		12-8-0	.6	94	2-2-0		143	220	121	.51624	121
TOTALS		RPI 1-25	RPI 26-50		W-L RECORDS		RPI 51-100		RPI 101-150		RPI 150+
14-12-0		1-2-0	0-0-0		OVERALL		2-3-0		3-2-0		8-5-0
9-9-0		1-2-0	0-0-0		HOME		1-2-0		2-1-0		5-4-0
5-3-0		0-0-0	0-0-0		AWAY		1-1-0		1-1-0		3-1-0
0-0-0		0-0-0	0-0-0		NEUTRAL		0-0-0		0-0-0		0-0-0
12-8-0		0-0-0	0-0-0		NON-CONFERENCE		2-3-0		3-2-0		7-3-0
7-5-0		0-0-0	0-0-0		HOME		1-2-0		2-1-0		4-2-0
5-3-0		0-0-0	0-0-		AWAY		1-1-0		1-1-0		3-1-0
0-0-0		0-0-0	0-0-0		NEUTRAL		0-0-0		0-0-0		0-0-0
2-4-0		1-2-0	0-0-0		CONFERENCE		0-0-0		0-0-0		1-2-0
2-4-0		1-2-0	0-0-0		HOME		0-0-0		0-0-0		1-2-0
0-0-0		0-0-0	0-0-0		AWAY		0-0-0		0-0-0		0-0-0
0-0-0		0-0-0	0-0-0		NEUTRAL		0-0-0		0-0-0		0-0-0
RPI	S	Opponent	Score	RPI	S	Opponent	Score	RPI	S	Opponent	Score
13	H	Northeastern	2 10					52	A	Tennessee	1 10
13	H	Northeastern	1 8					52	A	Tennessee	21 2
13	H	Northeastern	6 3					80	H	Fordham	3 5
								80	H	Fordham	6 14
								80	H	Fordham	7 6
								128	A	Virginia	2 3
								137	H	UMass Lowell	6 7
								137	H	UMass Lowell	5 4
								137	H	UMass Lowell	6 5
								141	A	Richmond	10 6
								155	A	Liberty	1 4
								160	A	High Point	3 1
								160	A	High Point	4 3
								160	A	High Point	5 1
								162	H	Elon	2 8
								162	H	Elon	4 6
								162	H	Elon	4 3
								211	H	Albany (NY)	6 2
								211	H	Albany (NY)	4 3
								211	H	Albany (NY)	5 8
								263	H	St. Bonaventure	14 3
								263	H	St. Bonaventure	0 1
								263	H	St. Bonaventure	9 5
				LAST 10 GAMES							
				13	H	Northeastern	1 8	162	H	Elon	4 3
				13	H	Northeastern	6 3	137	H	UMass Lowell	6 7
				13	H	Northeastern	2 10	137	H	UMass Lowell	6 5
				162	H	Elon	4 6	137	H	UMass Lowell	5 4
				162	H	Elon	2 8	128	A	Virginia	2 3

Non-Div. I Games:

James Madison

Average RPI Win: 205		WON-LOST	WINNING	LAST 10	STRENGTH OF		OPP. STRENGTH	TEAM	ADJ	CONF.	ADJ CONF.
Average RPI Loss: 86		RECORD	PCT. RANK	GAMES	SCHEDULE		OF SCHEDULE	RPI	RPI	RPI	RPI
DIV. I ONLY		20-9-0	.68966	38	7-3-0		238	120	139	.5038	139
DIV. I NON-CONF.		16-7-0	.69565	50	3-1-0		253	145	168	.49342	168
TOTALS		RPI 1-25	RPI 26-50		W-L RECORDS		RPI 51-100		RPI 101-150		RPI 150+
20-9-0		0-3-0	2-2-0		OVERALL		2-1-0		0-0-0		16-3-0
17-5-0		0-1-0	1-0-0		HOME		1-1-0		0-0-0		15-3-0
2-4-0		0-2-0	1-2-0		AWAY		0-0-0		0-0-0		1-0-0
1-0-0		0-0-0	0-0-0		NEUTRAL		1-0-0		0-0-0		0-0-0
16-7-0		0-3-0	1-0-0		NON-CONFERENCE		2-1-0		0-0-0		13-3-0
14-5-0		0-1-0	1-0-0		HOME		1-1-0		0-0-0		12-3-0
1-2-0		0-2-0	0-0-		AWAY		0-0-0		0-0-0		1-0-0
1-0-0		0-0-0	0-0-0		NEUTRAL		1-0-0		0-0-0		0-0-0
4-2-0		0-0-0	1-2-0		CONFERENCE		0-0-0		0-0-0		3-0-0
3-0-0		0-0-0	0-0-0		HOME		0-0-0		0-0-0		3-0-0
1-2-0		0-0-0	1-2-0		AWAY		0-0-0		0-0-0		0-0-0
0-0-0		0-0-0	0-0-0		NEUTRAL		0-0-0		0-0-0		0-0-0
RPI S	Opponent	Score	RPI S	Opponent	Score	RPI S	Opponent	Score	RPI S	Opponent	Score
4 A	Clemson	3 6	31 A	Mercer	5 7	78 H	Xavier	16 2	153 H	UNC Asheville	4 10
8 A	Georgia	0 5	31 A	Mercer	14 10	80 H	Fordham	1 2	167 A	Gardner-Webb	7 4
20 H	Kentucky	1 6	31 A	Mercer	2 3	91 N	Boston College	12 10	167 H	Gardner-Webb	8 13
			46 H	Seton Hall	12 5				184 H	Winthrop	5 3
									214 H	Marist	9 4
									214 H	Marist	18 4
									214 H	Marist	7 5
									239 H	Dayton	4 2
									252 H	Siena	12 6
									252 H	Siena	10 4
									252 H	Siena	13 8
									257 H	USC Upstate	10 2
									259 H	Western Caro.	6 5
									259 H	Western Caro.	5 3
									259 H	Western Caro.	3 2
									279 H	Penn	5 4
									279 H	Penn	7 6
									279 H	Penn	8 6
									280 H	Presbyterian	2 9
			LAST 10 GAMES								
			259 H	Western Caro.	3 2	31 A	Mercer	2 3			
			259 H	Western Caro.	5 3	31 A	Mercer	5 7			
			259 H	Western Caro.	6 5	167 A	Gardner-Webb	7 4			
			184 H	Winthrop	5 3	167 H	Gardner-Webb	8 13			
			31 A	Mercer	14 10	252 H	Siena	13 8			

Non-Div. I Games:

Wofford

Average RPI Win:		175	WON-LOST RECORD		WINNING PCT. RANK		LAST 10 GAMES		STRENGTH OF SCHEDULE		OPP. STRENGTH OF SCHEDULE		TEAM RPI		ADJ RPI		CONF. RPI		ADJ CONF. RPI	
DIV. I ONLY			13-16-0		.44828 183		4-6-0		39		220		140		.50144 140		12		12	
DIV. I NON-CONF.			9-11-0		.45 173		0-2-0		32		247		170		.49095 170		13		13	
TOTALS		RPI 1-25		RPI 26-50		W-L RECORDS		RPI 51-100		RPI 101-150		RPI 150+								
13-16-0		0-0-0		1-4-0		OVERALL		2-2-0		2-5-0		8-5-0								
10-9-0		0-0-0		1-3-0		HOME		1-0-0		1-2-0		7-4-0								
2-5-0		0-0-0		0-1-0		AWAY		1-2-0		1-2-0		0-0-0								
1-2-0		0-0-0		0-0-0		NEUTRAL		0-0-0		0-1-0		1-1-0								
9-11-0		0-0-0		1-4-0		NON-CONFERENCE		1-0-0		1-3-0		6-4-0								
8-8-0		0-0-0		1-3-0		HOME		1-0-0		1-2-0		5-3-0								
0-1-0		0-0-0		0-0-		AWAY		0-0-0		0-0-0		0-0-0								
1-2-0		0-0-0		0-0-0		NEUTRAL		0-0-0		0-1-0		1-1-0								
4-5-0		0-0-0		0-0-0		CONFERENCE		1-2-0		1-2-0		2-1-0								
2-1-0		0-0-0		0-0-0		HOME		0-0-0		0-0-0		2-1-0								
2-4-0		0-0-0		0-0-0		AWAY		1-2-0		1-2-0		0-0-0								
0-0-0		0-0-0		0-0-0		NEUTRAL		0-0-0		0-0-0		0-0-0								
RPI	S	Opponent		Score		RPI	S	Opponent		Score		RPI	S	Opponent		Score				
				26	H	Missouri	1	3	62	A	Louisiana Tech	9	7	110	H	Jacksonville St.	6	13		
				26	H	Missouri	1	22	62	A	Louisiana Tech	0	3	110	H	Jacksonville St.	7	2		
				26	H	Missouri	11	5	62	A	Louisiana Tech	6	7	110	H	Jacksonville St.	6	12		
				32	A	Stetson	3	5	76	H	Miami (FL)	5	3	111	N	Rutgers	3	6		
				35	H	FGCU	6	13						132	A	Charlotte	6	8		
														132	A	Charlotte	9	10		
														132	A	Charlotte	12	6		
														210	H	George Mason	14	3		
														210	H	George Mason	8	12		
														210	H	George Mason	16	0		
														212	H	Old Dominion	5	4		
														212	H	Old Dominion	3	4		
														212	H	Old Dominion	8	7		
														219	N	Saint Joseph's	2	3		
														238	N	Western Mich.	4	2		
														243	H	Florida A&M	7	2		
														243	H	Florida A&M	4	8		
														270	H	Grambling	12	7		
														270	H	Grambling	7	8		
														270	H	Grambling	3	0		
LAST 10 GAMES																				
				62	A	Louisiana Tech	0	3	212	H	Old Dominion	5	4							
				62	A	Louisiana Tech	6	7	32	A	Stetson	3	5							
				62	A	Louisiana Tech	9	7	35	H	FGCU	6	13							
				212	H	Old Dominion	3	4	132	A	Charlotte	6	8							
				212	H	Old Dominion	8	7	132	A	Charlotte	12	6							

Non-Div. I Games:

FIU

Average RPI Win:		212	WON-LOST RECORD		WINNING PCT. RANK		LAST 10 GAMES		STRENGTH OF SCHEDULE		OPP. STRENGTH OF SCHEDULE		TEAM RPI		ADJ RPI		CONF. RPI		ADJ CONF. RPI	
DIV. I ONLY		16-11-0		.59259	90	7-3-0		188		203		141		.50136	141	20		20		
DIV. I NON-CONF.		12-8-0		.6	94	4-0-0		231		179		167		.4939	167	22		22		
TOTALS		RPI 1-25		RPI 26-50		W-L RECORDS		RPI 51-100		RPI 101-150		RPI 150+								
16-11-0		0-0-0		0-4-0		OVERALL		2-0-0		0-1-0		14-6-0								
12-3-0		0-0-0		0-0-0		HOME		1-0-0		0-1-0		11-2-0								
3-7-0		0-0-0		0-3-0		AWAY		1-0-0		0-0-0		2-4-0								
1-1-0		0-0-0		0-1-0		NEUTRAL		0-0-0		0-0-0		1-0-0								
12-8-0		0-0-0		0-4-0		NON-CONFERENCE		2-0-0		0-1-0		10-3-0								
10-2-0		0-0-0		0-0-0		HOME		1-0-0		0-1-0		9-1-0								
2-5-0		0-0-0		0-0-		AWAY		1-0-0		0-0-0		1-2-0								
0-1-0		0-0-0		0-1-0		NEUTRAL		0-0-0		0-0-0		0-0-0								
4-3-0		0-0-0		0-0-0		CONFERENCE		0-0-0		0-0-0		4-3-0								
2-1-0		0-0-0		0-0-0		HOME		0-0-0		0-0-0		2-1-0								
1-2-0		0-0-0		0-0-0		AWAY		0-0-0		0-0-0		1-2-0								
1-0-0		0-0-0		0-0-0		NEUTRAL		0-0-0		0-0-0		1-0-0								
RPI	S	Opponent		Score		RPI	S	Opponent		Score		RPI	S	Opponent		Score				
				32	A	Stetson	2	5	55	A	Jacksonville	4	3	138	H	James Madison	6	10		
				32	A	Stetson	1	5	84	H	Maryland	10	3	207	H	Binghamton	4	5		
				32	A	Stetson	0	7						207	H	Binghamton	6	4		
				33	N	Louisville	3	4						207	H	Binghamton	3	2		
														210	A	George Mason	0	1		
														210	A	George Mason	5	1		
														210	A	George Mason	1	5		
														210	N	George Mason	16	2		
														212	A	Old Dominion	2	4		
														213	H	Massachusetts	7	1		
														213	H	Massachusetts	17	5		
														213	H	Massachusetts	1	2		
														224	H	Lehigh	7	0		
														225	H	Monmouth	7	6		
														229	A	The Citadel	2	5		
														229	A	The Citadel	13	3		
														233	H	Princeton	7	3		
														235	H	Yale	8	5		
														281	H	Towson	10	5		
														281	H	Towson	7	3		
														281	H	Towson	11	5		
LAST 10 GAMES																				
				210	A	George Mason	5	1	213	H	Massachusetts	1	2							
				210	A	George Mason	1	5	213	H	Massachusetts	17	5							
				210	A	George Mason	0	1	233	H	Princeton	7	3							
				84	H	Maryland	10	3	225	H	Monmouth	7	6							
				213	H	Massachusetts	7	1	235	H	Yale	8	5							

Non-Div. I Games:

Richmond

Average RPI Win: 155		WON-LOST	WINNING	LAST 10	STRENGTH OF		OPP. STRENGTH	TEAM	ADJ		CONF.	ADJ CONF.
Average RPI Loss: 89		RECORD	PCT. RANK	GAMES	SCHEDULE		OF SCHEDULE	RPI	RPI		RPI	RPI
DIV. I ONLY		12-17-0	.41379	201	4-6-0		65	113	142		5	5
DIV. I NON-CONF.		9-14-0	.3913	197	1-3-0		75	99	180		6	6
TOTALS		RPI 1-25	RPI 26-50		W-L RECORDS		RPI 51-100		RPI 101-150		RPI 150+	
12-17-0		0-3-0	0-1-0		OVERALL		3-4-0		2-8-0		7-1-0	
10-7-0		0-0-0	0-1-0		HOME		2-1-0		1-4-0		7-1-0	
2-10-0		0-3-0	0-0-0		AWAY		1-3-0		1-4-0		0-0-0	
0-0-0		0-0-0	0-0-0		NEUTRAL		0-0-0		0-0-0		0-0-0	
9-14-0		0-3-0	0-1-0		NON-CONFERENCE		2-2-0		2-8-0		5-0-0	
8-6-0		0-0-0	0-1-0		HOME		2-1-0		1-4-0		5-0-0	
1-8-0		0-3-0	0-0-		AWAY		0-1-0		1-4-0		0-0-0	
0-0-0		0-0-0	0-0-0		NEUTRAL		0-0-0		0-0-0		0-0-0	
3-3-0		0-0-0	0-0-0		CONFERENCE		1-2-0		0-0-0		2-1-0	
2-1-0		0-0-0	0-0-0		HOME		0-0-0		0-0-0		2-1-0	
1-2-0		0-0-0	0-0-0		AWAY		1-2-0		0-0-0		0-0-0	
0-0-0		0-0-0	0-0-0		NEUTRAL		0-0-0		0-0-0		0-0-0	
RPI S	Opponent	Score	RPI S	Opponent	Score	RPI S	Opponent	Score	RPI S	Opponent	Score	
5 A	Ole Miss	4 5	40 H	Southern Miss.	3 12	54 A	South Fla.	3 14	107 H	Louisiana	2 5	
5 A	Ole Miss	3 6				54 A	South Fla.	3 2	117 H	Cal St. Fullerton	3 9	
5 A	Ole Miss	1 9				54 A	South Fla.	8 10	117 H	Cal St. Fullerton	6 9	
						81 A	LSU	4 10	117 H	Cal St. Fullerton	9 3	
						88 H	Purdue	8 12	123 A	Long Beach St.	0 1	
						88 H	Purdue	1 0	123 A	Long Beach St.	2 13	
						88 H	Purdue	6 2	123 A	Long Beach St.	10 6	
									127 A	Southeastern La.	3 9	
									127 H	Southeastern La.	12 13	
									136 A	New Orleans	7 8	
									170 H	Wright St.	11 5	
									170 H	Wright St.	4 3	
									170 H	Wright St.	6 5	
									197 H	Cincinnati	5 3	
									197 H	Cincinnati	8 7	
									197 H	Cincinnati	0 1	
									242 H	Lamar University	7 1	
									242 H	Lamar University	6 2	
LAST 10 GAMES												
						54 A	South Fla.	8 10	197 H	Cincinnati	8 7	
						54 A	South Fla.	3 14	197 H	Cincinnati	5 3	
						54 A	South Fla.	3 2	81 A	LSU	4 10	
						127 A	Southeastern La.	3 9	123 A	Long Beach St.	0 1	
						197 H	Cincinnati	0 1	123 A	Long Beach St.	10 6	

Non-Div. I Games:

Tulane

F  
u  
r  
m  
a  
n

Furman

Average RPI Win:		159	WON-LOST RECORD		WINNING PCT. RANK		LAST 10 GAMES		STRENGTH OF SCHEDULE		OPP. STRENGTH OF SCHEDULE		TEAM RPI		ADJ RPI		CONF. RPI		ADJ CONF. RPI	
DIV. I ONLY			12-15-0		.44444 185		3-7-0		92		162		144		.49822 144		16		16	
DIV. I NON-CONF.			10-14-0		.41667 189		1-6-0		79		156		158		.49923 158		14		14	
TOTALS		RPI 1-25		RPI 26-50		W-L RECORDS				RPI 51-100		RPI 101-150				RPI 150+				
12-15-0		0-1-0		0-4-0		OVERALL				1-6-0		4-2-0				7-2-0				
8-6-0		0-1-0		0-0-0		HOME				1-3-0		4-1-0				3-1-0				
2-9-0		0-0-0		0-4-0		AWAY				0-3-0		0-1-0				2-1-0				
2-0-0		0-0-0		0-0-0		NEUTRAL				0-0-0		0-0-0				2-0-0				
10-14-0		0-1-0		0-4-0		NON-CONFERENCE				1-6-0		4-2-0				5-1-0				
6-5-0		0-1-0		0-0-0		HOME				1-3-0		4-1-0				1-0-0				
2-9-0		0-0-0		0-0-		AWAY				0-3-0		0-1-0				2-1-0				
2-0-0		0-0-0		0-0-0		NEUTRAL				0-0-0		0-0-0				2-0-0				
2-1-0		0-0-0		0-0-0		CONFERENCE				0-0-0		0-0-0				2-1-0				
2-1-0		0-0-0		0-0-0		HOME				0-0-0		0-0-0				2-1-0				
0-0-0		0-0-0		0-0-0		AWAY				0-0-0		0-0-0				0-0-0				
0-0-0		0-0-0		0-0-0		NEUTRAL				0-0-0		0-0-0				0-0-0				
RPI	S	Opponent			Score		RPI	S	Opponent			Score		RPI	S	Opponent			Score	
21	H	UNLV			5	7	28	A	Missouri St.			2	3	56	A	Ohio St.			3	7
							28	A	Missouri St.			2	8	56	A	Ohio St.			1	2
							28	A	Missouri St.			0	5	56	A	Ohio St.			6	11
							49	A	Illinois			7	12	93	H	BYU			5	6
														93	H	BYU			10	9
														93	H	BYU			3	5
														93	H	BYU			8	10
														112	H	Manhattan			31	5
														112	H	Manhattan			5	1
														112	H	Manhattan			21	5
														135	A	Pepperdi ne			1	6
														135	H	Pepperdi ne			2	3
														135	H	Pepperdi ne			8	4
														163	N	Val parai so			14	13
														163	N	Val parai so			6	5
														182	H	Cal Poly			5	3
														182	H	Cal Poly			10	7
														182	H	Cal Poly			4	5
														208	A	CSU Bakersfi el d			8	1
														208	H	CSU Bakersfi el d			13	7
														232	A	Grand Canyon			4	1
														232	A	Grand Canyon			8	13
LAST 10 GAMES																				
							182	H	Cal Poly			4	5	28	A	Missouri St.			0	5
							182	H	Cal Poly			10	7	28	A	Missouri St.			2	3
							182	H	Cal Poly			5	3	49	A	Illinois			7	12
							208	H	CSU Bakersfi el d			13	7	56	A	Ohio St.			6	11
							28	A	Missouri St.			2	8	56	A	Ohio St.			3	7

Non-Div. I Games:

CSUN



Average RPI Win: 164		WON-LOST	WINNING	LAST 10	STRENGTH OF		OPP. STRENGTH	TEAM	ADJ		CONF.	ADJ CONF.		
Average RPI Loss: 102		RECORD	PCT. RANK	GAMES	SCHEDULE		OF SCHEDULE	RPI	RPI		RPI	RPI		
DIV. I ONLY		15-14-0	.51724	141	7-3-0		153	96	145		14	14		
DIV. I NON-CONF.		11-12-0	.47826	153	3-1-0		184	112	196		15	15		
TOTALS		RPI 1-25	RPI 26-50		W-L RECORDS		RPI 51-100		RPI 101-150		RPI 150+			
15-14-0		0-0-0	0-2-0		OVERALL		3-6-0		5-4-0		7-2-0			
9-8-0		0-0-0	0-1-0		HOME		2-6-0		1-0-0		6-1-0			
6-4-0		0-0-0	0-1-0		AWAY		1-0-0		4-2-0		1-1-0			
0-2-0		0-0-0	0-0-0		NEUTRAL		0-0-0		0-2-0		0-0-0			
11-12-0		0-0-0	0-2-0		NON-CONFERENCE		2-4-0		2-4-0		7-2-0			
8-6-0		0-0-0	0-1-0		HOME		1-4-0		1-0-0		6-1-0			
3-4-0		0-0-0	0-0-		AWAY		1-0-0		1-2-0		1-1-0			
0-2-0		0-0-0	0-0-0		NEUTRAL		0-0-0		0-2-0		0-0-0			
4-2-0		0-0-0	0-0-0		CONFERENCE		1-2-0		3-0-0		0-0-0			
1-2-0		0-0-0	0-0-0		HOME		1-2-0		0-0-0		0-0-0			
3-0-0		0-0-0	0-0-0		AWAY		0-0-0		3-0-0		0-0-0			
0-0-0		0-0-0	0-0-0		NEUTRAL		0-0-0		0-0-0		0-0-0			
RPI	S	Opponent	Score		RPI	S	Opponent	Score		RPI	S	Opponent	Score	
38	A	Troy	2	14	51	H	Al abama	3	13	110	H	Jacksonville St.	9	3
38	H	Troy	4	5	68	A	UCF	5	4	118	N	Rice	7	8
					69	H	Georgia St.	0	1	121	A	Kennesaw St.	2	1
					69	H	Georgia St.	7	9	121	A	Kennesaw St.	3	9
					69	H	Georgia St.	0	2	121	A	Kennesaw St.	3	9
					75	H	Austin Peay	5	1	128	N	Virginia	4	10
					83	H	ETSU	6	2	143	A	Furman	4	2
					83	H	ETSU	1	2	143	A	Furman	4	3
					83	H	ETSU	4	7	143	A	Furman	10	0
										157	A	UAB	8	2
										188	H	Harvard	3	5
										188	H	Harvard	3	1
										188	H	Harvard	8	0
										188	H	Harvard	6	5
										258	A	Al abama St.	4	14
										286	H	Al abama A&M	9	2
										286	H	Al abama A&M	3	2
										286	H	Al abama A&M	6	2
LAST 10 GAMES					83	H	ETSU	6	2					
143	A	Furman	10	0	83	H	ETSU	4	7					
143	A	Furman	4	2	38	A	Troy	2	14					
143	A	Furman	4	3	286	H	Al abama A&M	9	2					
157	A	UAB	8	2	286	H	Al abama A&M	3	2					
83	H	ETSU	1	2										

Non-Div. I Games:

Samford

Average RPI Win: 173		WON-LOST RECORD		WINNING PCT. RANK		LAST 10 GAMES		STRENGTH OF SCHEDULE		OPP. STRENGTH OF SCHEDULE		TEAM RPI		ADJ RPI		CONF. RPI		ADJ CONF. RPI					
DIV. I ONLY		16-11-0		.59259		90		5-5-0		190		78		146		.49783		146		7		7	
DIV. I NON-CONF.		12-3-0		.8		21		3-1-0		264		123		116		.51669		116		9		9	
TOTALS		RPI 1-25		RPI 26-50		W-L RECORDS		RPI 51-100		RPI 101-150		RPI 150+											
16-11-0		0-3-0		1-2-0		OVERALL		1-0-0		4-2-0		10-4-0											
15-5-0		0-0-0		1-2-0		HOME		1-0-0		4-2-0		9-1-0											
1-6-0		0-3-0		0-0-0		AWAY		0-0-0		0-0-0		1-3-0											
0-0-0		0-0-0		0-0-0		NEUTRAL		0-0-0		0-0-0		0-0-0											
12-3-0		0-0-0		0-0-0		NON-CONFERENCE		1-0-0		2-1-0		9-2-0											
12-2-0		0-0-0		0-0-0		HOME		1-0-0		2-1-0		9-1-0											
0-1-0		0-0-0		0-0-		AWAY		0-0-0		0-0-0		0-1-0											
0-0-0		0-0-0		0-0-0		NEUTRAL		0-0-0		0-0-0		0-0-0											
4-8-0		0-3-0		1-2-0		CONFERENCE		0-0-0		2-1-0		1-2-0											
3-3-0		0-0-0		1-2-0		HOME		0-0-0		2-1-0		0-0-0											
1-5-0		0-3-0		0-0-0		AWAY		0-0-0		0-0-0		1-2-0											
0-0-0		0-0-0		0-0-0		NEUTRAL		0-0-0		0-0-0		0-0-0											
RPI	S	Opponent		Score		RPI	S	Opponent		Score		RPI	S	Opponent		Score							
21	A	UNLV		6 7		27	H	Nevada		1 5		85	H	San Francisco		3 2							
21	A	UNLV		4 5		27	H	Nevada		12 18		123	H	Long Beach St.		10 24							
21	A	UNLV		6 7		27	H	Nevada		5 4		123	H	Long Beach St.		15 7							
												125	H	New Mexico		5 4							
												125	H	New Mexico		5 1							
												125	H	New Mexico		4 5							
												187	H	Houston Baptist		4 1							
												187	H	Houston Baptist		7 6							
												187	H	Houston Baptist		0 2							
												187	H	Houston Baptist		3 2							
												190	H	UC Riverside		11 5							
												205	A	San Jose St.		1 10							
												205	A	San Jose St.		1 4							
												205	A	San Jose St.		6 3							
												220	A	UC Santa Barbara		2 7							
												220	H	UC Santa Barbara		6 1							
												245	H	Michigan St.		2 1							
												245	H	Michigan St.		9 4							
												245	H	Michigan St.		5 4							
												245	H	Michigan St.		5 4							
LAST 10 GAMES																							
123 H Long Beach St.						2 0						27 H Nevada						5 4					
123 H Long Beach St.						15 7						27 H Nevada						1 5					
123 H Long Beach St.						10 24						205 A San Jose St.						1 10					
190 H UC Riverside						11 5						205 A San Jose St.						6 3					
27 H Nevada						12 18						205 A San Jose St.						1 4					

Non-Div. I Games:

Fresno St.

Average RPI Win:		114	WON-LOST RECORD		WINNING PCT. RANK	LAST 10 GAMES		STRENGTH OF SCHEDULE		OPP. STRENGTH OF SCHEDULE		TEAM RPI	ADJ RPI		CONF. RPI	ADJ CONF. RPI		
DIV. I ONLY			11-16-0		.40741	204	4-6-0		78		147		147	.49768		147	10	10
DIV. I NON-CONF.			8-10-0		.44444	176	1-0-0		66		224		115	.51708		115	10	10
TOTALS		RPI 1-25		RPI 26-50			W-L RECORDS			RPI 51-100			RPI 101-150			RPI 150+		
11-16-0		1-2-0		1-0-0			OVERALL			2-5-0			4-3-0			3-6-0		
7-6-0		0-0-0		1-0-0			HOME			2-2-0			4-3-0			0-1-0		
4-10-0		1-2-0		0-0-0			AWAY			0-3-0			0-0-0			3-5-0		
0-0-0		0-0-0		0-0-0			NEUTRAL			0-0-0			0-0-0			0-0-0		
8-10-0		1-2-0		1-0-0			NON-CONFERENCE			1-0-0			2-2-0			3-6-0		
4-3-0		0-0-0		1-0-0			HOME			1-0-0			2-2-0			0-1-0		
4-7-0		1-2-0		0-0-			AWAY			0-0-0			0-0-0			3-5-0		
0-0-0		0-0-0		0-0-0			NEUTRAL			0-0-0			0-0-0			0-0-0		
3-6-0		0-0-0		0-0-0			CONFERENCE			1-5-0			2-1-0			0-0-0		
3-3-0		0-0-0		0-0-0			HOME			1-2-0			2-1-0			0-0-0		
0-3-0		0-0-0		0-0-0			AWAY			0-3-0			0-0-0			0-0-0		
0-0-0		0-0-0		0-0-0			NEUTRAL			0-0-0			0-0-0			0-0-0		
RPI	S	Opponent		Score		RPI	S	Opponent		Score		RPI	S	Opponent		Score		
17	A	Indiana		2	1	27	H	Nevada		10	9	65	H	San Di ego		4	7	
17	A	Indiana		2	4							65	H	San Di ego		9	7	
17	A	Indiana		1	3							65	H	San Di ego		0	9	
												85	A	San Franci sco		6	7	
												85	A	San Franci sco		1	9	
												85	A	San Franci sco		2	9	
												89	H	Hawai i		10	1	
												103	H	Loyola Marymount		3	2	
												103	H	Loyola Marymount		4	13	
												103	H	Loyola Marymount		7	5	
												150	H	Utah Valley		3	4	
												150	H	Utah Valley		2	6	
												150	H	Utah Valley		4	3	
												150	H	Utah Valley		4	0	
												182	A	Cal Poly		1	9	
												182	A	Cal Poly		8	3	
												182	A	Cal Poly		0	9	
												182	A	Cal Poly		4	0	
												189	H	Sacramento St.		2	9	
												191	A	Seattle U		2	11	
												191	A	Seattle U		8	5	
												191	A	Seattle U		5	6	
												191	A	Seattle U		3	5	
LAST 10 GAMES																		
						89	H	Hawai i		10	1	65	H	San Di ego		0	9	
						103	H	Loyola Marymount		7	5	65	H	San Di ego		4	7	
						103	H	Loyola Marymount		3	2	85	A	San Franci sco		6	7	
						103	H	Loyola Marymount		4	13	85	A	San Franci sco		1	9	
						65	H	San Di ego		9	7	85	A	San Franci sco		2	9	

Non-Div. I Games:

Paci f i c

Average RPI Win:		165	WON-LOST RECORD		WINNING PCT. RANK		LAST 10 GAMES		STRENGTH OF SCHEDULE		OPP. STRENGTH OF SCHEDULE		TEAM RPI		ADJ RPI		CONF. RPI		ADJ CONF. RPI	
DIV. I ONLY			16-10-0		.61538 68		6-4-0		235		43		148		.49754 148		29		29	
DIV. I NON-CONF.			9-8-0		.52941 128		1-2-0		179		1		152		.50233 152		28		28	
TOTALS		RPI 1-25		RPI 26-50		W-L RECORDS		RPI 51-100		RPI 101-150		RPI 150+								
16-10-0		1-0-0		1-3-0		OVERALL		2-3-0		1-0-0		11-4-0								
14-4-0		1-0-0		1-1-0		HOME		1-1-0		1-0-0		10-2-0								
2-6-0		0-0-0		0-2-0		AWAY		1-2-0		0-0-0		1-2-0								
0-0-0		0-0-0		0-0-0		NEUTRAL		0-0-0		0-0-0		0-0-0								
9-8-0		1-0-0		1-3-0		NON-CONFERENCE		2-3-0		1-0-0		4-2-0								
8-4-0		1-0-0		1-1-0		HOME		1-1-0		1-0-0		4-2-0								
1-4-0		0-0-0		0-0-		AWAY		1-2-0		0-0-0		0-0-0								
0-0-0		0-0-0		0-0-0		NEUTRAL		0-0-0		0-0-0		0-0-0								
7-2-0		0-0-0		0-0-0		CONFERENCE		0-0-0		0-0-0		7-2-0								
6-0-0		0-0-0		0-0-0		HOME		0-0-0		0-0-0		6-0-0								
1-2-0		0-0-0		0-0-0		AWAY		0-0-0		0-0-0		1-2-0								
0-0-0		0-0-0		0-0-0		NEUTRAL		0-0-0		0-0-0		0-0-0								
RPI	S	Opponent		Score		RPI	S	Opponent		Score		RPI	S	Opponent		Score				
6	H	Wichita St.		2 1		27	H	Nevada		0 3		59	A	DBU		1 10				
						27	H	Nevada		3 2		59	A	DBU		5 8				
						28	A	Missouri St.		5 6		59	A	DBU		4 2				
						41	A	Little Rock		2 5		73	H	Nebraska		11 4				
												73	H	Nebraska		10 11				
						LAST 10 GAMES														
						194 H North Dakota St.						222 A Omaha								
						194 H North Dakota St.						222 A Omaha								
						194 H North Dakota St.						73 H Nebraska								
						41 A Little Rock						73 H Nebraska								
						222 A Omaha						269 H South Dakota St.								

**Non-Div. I Games:**

Oral Roberts

Average RPI Win: 180		WON-LOST RECORD		WINNING PCT. RANK		LAST 10 GAMES		STRENGTH OF SCHEDULE		OPP. STRENGTH OF SCHEDULE		TEAM RPI		ADJ RPI		CONF. RPI		ADJ CONF. RPI	
DIV. I ONLY		14-9-0		.6087 72		4-6-0		272		114		149		.49719 149		27		27	
DIV. I NON-CONF.		11-6-0		.64706 68		1-3-0		252		67		90		.52955 90		27		27	
TOTALS		RPI 1-25		RPI 26-50		W-L RECORDS		RPI 51-100		RPI 101-150		RPI 150+							
14-9-0		2-2-0		0-0-0		OVERALL		1-1-0		0-0-0		11-6-0							
2-1-0		0-0-0		0-0-0		HOME		0-0-0		0-0-0		2-1-0							
9-5-0		2-2-0		0-0-0		AWAY		0-0-0		0-0-0		7-3-0							
3-3-0		0-0-0		0-0-0		NEUTRAL		1-1-0		0-0-0		2-2-0							
11-6-0		2-2-0		0-0-0		NON-CONFERENCE		1-1-0		0-0-0		8-3-0							
0-0-0		0-0-0		0-0-0		HOME		0-0-0		0-0-0		0-0-0							
8-3-0		2-2-0		0-0-		AWAY		0-0-0		0-0-0		6-1-0							
3-3-0		0-0-0		0-0-0		NEUTRAL		1-1-0		0-0-0		2-2-0							
3-3-0		0-0-0		0-0-0		CONFERENCE		0-0-0		0-0-0		3-3-0							
2-1-0		0-0-0		0-0-0		HOME		0-0-0		0-0-0		2-1-0							
1-2-0		0-0-0		0-0-0		AWAY		0-0-0		0-0-0		1-2-0							
0-0-0		0-0-0		0-0-0		NEUTRAL		0-0-0		0-0-0		0-0-0							
RPI	S	Opponent		Score		RPI	S	Opponent		Score		RPI	S	Opponent		Score			
18	A	NC State		3	2			56	N	Ohio St.		5	4	155	A	Liberty		4	5
25	A	West Virginia		0	2			56	N	Ohio St.		4	6	155	A	Liberty		7	4
25	A	West Virginia		4	3									155	A	Liberty		9	2
25	A	West Virginia		9	10									185	A	Campbell		9	5
														215	N	Milwaukee		3	8
														215	N	Milwaukee		3	2
														218	H	Fairfield		0	1
														218	H	Fairfield		5	3
														218	H	Fairfield		3	2
														225	A	Monmouth		3	9
														225	A	Monmouth		2	4
														225	A	Monmouth		7	5
														259	A	Western Caro.		15	4
														259	A	Western Caro.		12	11
														259	A	Western Caro.		9	0
														266	N	Bowling Green		9	2
														266	N	Bowling Green		10	12
LAST 10 GAMES																			
						225	A	Monmouth		3	9	218	H	Fairfield		0	1		
						225	A	Monmouth		7	5	25	A	West Virginia		4	3		
						225	A	Monmouth		2	4	25	A	West Virginia		0	2		
						218	H	Fairfield		5	3	25	A	West Virginia		9	10		
						218	H	Fairfield		3	2	155	A	Liberty		4	5		

Non-Div. I Games:

Cani si us

Average RPI Win:	159	WON-LOST RECORD	WINNING PCT. RANK	LAST 10 GAMES	STRENGTH OF SCHEDULE	OPP. STRENGTH OF SCHEDULE	TEAM RPI	ADJ RPI	CONF. RPI	ADJ CONF. RPI			
Average RPI Loss:	126												
DIV. I ONLY	11-15-0	.42308	193	6-4-0	145	160	151	.49658	150	23	23		
DIV. I NON-CONF.	7-13-0	.35	216	2-2-0	204	41	176	.48902	176	26	26		
<hr/>													
TOTALS	RPI 1-25	RPI 26-50		W-L RECORDS		RPI 51-100		RPI 101-150		RPI 150+			
11-15-0	0-0-0	0-0-0		OVERALL		1-5-0		6-8-0		4-2-0			
4-4-0	0-0-0	0-0-0		HOME		0-2-0		0-0-0		4-2-0			
7-11-0	0-0-0	0-0-0		AWAY		1-3-0		6-8-0		0-0-0			
0-0-0	0-0-0	0-0-0		NEUTRAL		0-0-0		0-0-0		0-0-0			
7-13-0	0-0-0	0-0-0		NON-CONFERENCE		1-5-0		6-8-0		0-0-0			
0-2-0	0-0-0	0-0-0		HOME		0-2-0		0-0-0		0-0-0			
7-11-0	0-0-0	0-0-		AWAY		1-3-0		6-8-0		0-0-0			
0-0-0	0-0-0	0-0-0		NEUTRAL		0-0-0		0-0-0		0-0-0			
4-2-0	0-0-0	0-0-0		CONFERENCE		0-0-0		0-0-0		4-2-0			
4-2-0	0-0-0	0-0-0		HOME		0-0-0		0-0-0		4-2-0			
0-0-0	0-0-0	0-0-0		AWAY		0-0-0		0-0-0		0-0-0			
0-0-0	0-0-0	0-0-0		NEUTRAL		0-0-0		0-0-0		0-0-0			
RPI	S	Opponent	Score	RPI	S	Opponent	Score	RPI	S	Opponent	Score		
				93 A BYU				3	9	106 A A&M-Corpus Christi		0	6
				93 H BYU				2	14	106 A A&M-Corpus Christi		6	5
				94 A Mississippi St.				2	4	106 A A&M-Corpus Christi		9	15
				94 A Mississippi St.				2	1	106 A A&M-Corpus Christi		6	12
				94 A Mississippi St.				3	5	108 A UC Irvine		9	5
				99 H Air Force				6	12	108 A UC Irvine		8	5
										108 A UC Irvine		2	4
										114 A Southern California		6	8
										114 A Southern California		5	1
										114 A Southern California		4	5
										147 A Pacific		0	4
										147 A Pacific		4	3
										147 A Pacific		6	2
										147 A Pacific		3	4
										231 H UTRGV		10	1
										231 H UTRGV		2	4
										231 H UTRGV		6	1
										234 H Northern Colo.		15	5
										234 H Northern Colo.		15	14
										234 H Northern Colo.		4	8
<hr/>													
LAST 10 GAMES													
99 H Air Force				6	12	234 H Northern Colo.				15	5		
231 H UTRGV				6	1	234 H Northern Colo.				15	14		
231 H UTRGV				10	1	234 H Northern Colo.				4	8		
231 H UTRGV				2	4	108 A UC Irvine				9	5		
93 H BYU				2	14	108 A UC Irvine				8	5		

Non-Div. I Games:

Utah Valley

Average RPI Win: 162		WON-LOST RECORD		WINNING PCT. RANK		LAST 10 GAMES		STRENGTH OF SCHEDULE		OPP. STRENGTH OF SCHEDULE		TEAM RPI		ADJ RPI		CONF. RPI		ADJ CONF. RPI	
DIV. I ONLY		8-16-0		.33333 230		3-7-0		59		265		150		.49617 151		21		21	
DIV. I NON-CONF.		5-13-0		.27778 241		0-4-0		23		233		132		.50867 135		21		21	
TOTALS		RPI 1-25		RPI 26-50		W-L RECORDS		RPI 51-100		RPI 101-150		RPI 150+							
8-16-0		0-0-0		2-6-0		OVERALL		1-0-0		0-0-0		5-10-0							
1-3-0		0-0-0		0-0-0		HOME		0-0-0		0-0-0		1-3-0							
5-12-0		0-0-0		2-5-0		AWAY		0-0-0		0-0-0		3-7-0							
2-1-0		0-0-0		0-1-0		NEUTRAL		1-0-0		0-0-0		1-0-0							
5-13-0		0-0-0		2-6-0		NON-CONFERENCE		1-0-0		0-0-0		2-7-0							
0-1-0		0-0-0		0-0-0		HOME		0-0-0		0-0-0		0-1-0							
3-11-0		0-0-0		2-0-		AWAY		0-0-0		0-0-0		1-6-0							
2-1-0		0-0-0		0-1-0		NEUTRAL		1-0-0		0-0-0		1-0-0							
3-3-0		0-0-0		0-0-0		CONFERENCE		0-0-0		0-0-0		3-3-0							
1-2-0		0-0-0		0-0-0		HOME		0-0-0		0-0-0		1-2-0							
2-1-0		0-0-0		0-0-0		AWAY		0-0-0		0-0-0		2-1-0							
0-0-0		0-0-0		0-0-0		NEUTRAL		0-0-0		0-0-0		0-0-0							
RPI	S	Opponent	Score		RPI	S	Opponent	Score		RPI	S	Opponent	Score						
			35	A	FGCU	3	12	56	N	Ohio St.	6	1	159	A	Jackson St.	3	5		
			35	A	FGCU	5	6						159	A	Jackson St.	9	3		
			35	A	FGCU	11	12						159	A	Jackson St.	6	8		
			35	A	FGCU	7	8						196	H	Mi ami (OH)	3	4		
			40	N	Southern Miss.	4	9						196	H	Mi ami (OH)	4	0		
			48	A	Oklahoma St.	3	8						196	H	Mi ami (OH)	1	3		
			48	A	Oklahoma St.	9	7						231	A	UTRGV	3	4		
			48	A	Oklahoma St.	6	5						231	A	UTRGV	4	5		
													231	A	UTRGV	3	6		
													239	A	Dayton	9	11		
													254	N	Nicholls St.	11	5		
													266	A	Bowling Green	9	2		
													266	A	Bowling Green	3	10		
													266	A	Bowling Green	4	3		
													268	H	Youngstown St.	7	9		
LAST 10 GAMES																			
			266	A	Bowling Green	4	3	196	H	Mi ami (OH)	1	3							
			266	A	Bowling Green	3	10	196	H	Mi ami (OH)	3	4							
			266	A	Bowling Green	9	2	231	A	UTRGV	3	6							
			268	H	Youngstown St.	7	9	231	A	UTRGV	3	4							
			196	H	Mi ami (OH)	4	0	231	A	UTRGV	4	5							

Non-Div. I Games:

Lynn

13

17

Eastern Mich.

E  
a  
s  
t  
e  
r  
n  
M  
i  
c  
h  
.

Average RPI Win: 159		WON-LOST	WINNING	LAST 10	STRENGTH OF		OPP. STRENGTH	TEAM	ADJ	CONF.	ADJ CONF.
Average RPI Loss: 94		RECORD	PCT. RANK	GAMES	SCHEDULE		OF SCHEDULE	RPI	RPI	RPI	RPI
DIV. I ONLY		14-15-0	.48276	150	6-4-0		100	110	152	.49598	152
DIV. I NON-CONF.		12-13-0	.48	151	5-2-0		134	114	195	.47788	195
TOTALS		RPI 1-25	RPI 26-50		W-L RECORDS		RPI 51-100		RPI 101-150		RPI 150+
14-15-0		2-5-0	0-0-0		OVERALL		2-4-0		2-2-0		8-4-0
13-8-0		2-2-0	0-0-0		HOME		1-1-0		2-1-0		8-4-0
1-7-0		0-3-0	0-0-0		AWAY		1-3-0		0-1-0		0-0-0
0-0-0		0-0-0	0-0-0		NEUTRAL		0-0-0		0-0-0		0-0-0
12-13-0		2-5-0	0-0-0		NON-CONFERENCE		0-2-0		2-2-0		8-4-0
12-8-0		2-2-0	0-0-0		HOME		0-1-0		2-1-0		8-4-0
0-5-0		0-3-0	0-0-		AWAY		0-1-0		0-1-0		0-0-0
0-0-0		0-0-0	0-0-0		NEUTRAL		0-0-0		0-0-0		0-0-0
2-2-0		0-0-0	0-0-0		CONFERENCE		2-2-0		0-0-0		0-0-0
1-0-0		0-0-0	0-0-0		HOME		1-0-0		0-0-0		0-0-0
1-2-0		0-0-0	0-0-0		AWAY		1-2-0		0-0-0		0-0-0
0-0-0		0-0-0	0-0-0		NEUTRAL		0-0-0		0-0-0		0-0-0
RPI S	Opponent	Score	RPI S	Opponent	Score	RPI S	Opponent	Score	RPI S	Opponent	Score
3 A	Florida	3 8				54 H	South Fla.	5 12	116 A	Bethune-Cookman	3 8
3 H	Florida	0 4				55 A	Jacksonville	2 5	126 H	Southern Ill.	2 6
15 A	Fla. Atlantic	1 14				55 A	Jacksonville	8 2	126 H	Southern Ill.	9 6
15 A	Fla. Atlantic	9 10				55 A	Jacksonville	2 7	126 H	Southern Ill.	5 4
24 H	UConn	4 2				55 H	Jacksonville	12 5	216 H	Memphis	7 5
24 H	UConn	4 5				64 A	South Carolina	2 5	216 H	Memphis	5 7
24 H	UConn	6 5							216 H	Memphis	4 1
									218 H	Fairfield	6 1
									218 H	Fairfield	12 16
									218 H	Fairfield	5 1
									221 H	Radford	7 2
									221 H	Radford	8 14
									221 H	Radford	6 12
									243 H	Florida A&M	10 2
									243 H	Florida A&M	8 6
									243 H	Florida A&M	13 4
LAST 10 GAMES											
						55 A	Jacksonville	2 5	243 H	Florida A&M	10 2
						55 A	Jacksonville	2 7	54 H	South Fla.	5 12
						55 A	Jacksonville	8 2	216 H	Memphis	5 7
						243 H	Florida A&M	13 4	216 H	Memphis	7 5
						243 H	Florida A&M	8 6	216 H	Memphis	4 1

Non-Div. I Games:

North Florida



Average RPI Win:		173	WON-LOST RECORD		WINNING PCT. RANK		LAST 10 GAMES		STRENGTH OF SCHEDULE		OPP. STRENGTH OF SCHEDULE		TEAM RPI		ADJ RPI		CONF. RPI		ADJ CONF. RPI	
DIV. I ONLY			7-19-0		.26923 266		4-6-0		32		154		153		.49572 153		24		24	
DIV. I NON-CONF.			3-14-0		.17647 274		0-1-0		9		86		164		.49663 164		24		24	
TOTALS		RPI 1-25		RPI 26-50		W-L RECORDS		RPI 51-100		RPI 101-150		RPI 150+								
7-19-0		0-5-0		0-3-0		OVERALL		0-2-0		2-2-0		5-7-0								
2-5-0		0-0-0		0-0-0		HOME		0-1-0		1-2-0		1-2-0								
5-14-0		0-5-0		0-3-0		AWAY		0-1-0		1-0-0		4-5-0								
0-0-0		0-0-0		0-0-0		NEUTRAL		0-0-0		0-0-0		0-0-0								
3-14-0		0-5-0		0-3-0		NON-CONFERENCE		0-2-0		2-2-0		1-2-0								
1-3-0		0-0-0		0-0-0		HOME		0-1-0		1-2-0		0-0-0								
2-11-0		0-5-0		0-0-		AWAY		0-1-0		1-0-0		1-2-0								
0-0-0		0-0-0		0-0-0		NEUTRAL		0-0-0		0-0-0		0-0-0								
4-5-0		0-0-0		0-0-0		CONFERENCE		0-0-0		0-0-0		4-5-0								
1-2-0		0-0-0		0-0-0		HOME		0-0-0		0-0-0		1-2-0								
3-3-0		0-0-0		0-0-0		AWAY		0-0-0		0-0-0		3-3-0								
0-0-0		0-0-0		0-0-0		NEUTRAL		0-0-0		0-0-0		0-0-0								
RPI	S	Opponent		Score		RPI	S	Opponent		Score		RPI	S	Opponent		Score				
7	A	Florida St.		2	9	31	A	Mercer		4	15	83	A	ETSU		4	12			
7	A	Florida St.		3	4	31	A	Mercer		4	5	91	H	Boston College		0	8			
7	A	Florida St.		2	4	31	A	Mercer		2	9			Manhattan		2	16			
18	A	NC State		11	15									Manhattan		9	3			
18	A	NC State		2	6									Manhattan		3	8			
														Wofford		10	4			
														Liberty		1	8			
														Liberty		8	19			
														Liberty		7	4			
														Lipscomb		6	3			
														Lipscomb		2	4			
														Lipscomb		2	3			
														Campbell I		20	7			
														Campbell I		5	9			
														Campbell I		1	10			
														Radford		5	4			
														Radford		8	2			
														Radford		5	12			
LAST 10 GAMES																				
185 H Campbell I						5	9	155 A Liberty						7	4					
185 H Campbell I						20	7	155 A Liberty						1	8					
185 H Campbell I						1	10	221 A Radford						5	12					
83 A ETSU						4	12	221 A Radford						8	2					
155 A Liberty						8	19	221 A Radford						5	4					

**Non-Div. I Games:**

UNC Asheville | | e

Average RPI Win: 254		WON-LOST	WINNING	LAST 10	STRENGTH OF		OPP. STRENGTH	TEAM	ADJ	CONF.	ADJ CONF.
Average RPI Loss: 187		RECORD	PCT. RANK	GAMES	SCHEDULE		OF SCHEDULE	RPI	RPI	RPI	RPI
DIV. I ONLY		11-10-0	.52381	130	5-5-0		230	282	154	.49569	154
DIV. I NON-CONF.		10-8-0	.55556	116	4-3-0		248	294	162	.49701	162
TOTALS		RPI 1-25	RPI 26-50		W-L RECORDS		RPI 51-100		RPI 101-150		RPI 150+
11-10-0	0-0-0	0-0-0		OVERALL		0-0-0		0-0-0		11-10-0	
0-0-0	0-0-0	0-0-0		HOME		0-0-0		0-0-0		0-0-0	
11-9-0	0-0-0	0-0-0		AWAY		0-0-0		0-0-0		11-9-0	
0-1-0	0-0-0	0-0-0		NEUTRAL		0-0-0		0-0-0		0-1-0	
10-8-0	0-0-0	0-0-0		NON-CONFERENCE		0-0-0		0-0-0		10-8-0	
0-0-0	0-0-0	0-0-0		HOME		0-0-0		0-0-0		0-0-0	
10-7-0	0-0-0	0-0-		AWAY		0-0-0		0-0-0		10-7-0	
0-1-0	0-0-0	0-0-0		NEUTRAL		0-0-0		0-0-0		0-1-0	
1-2-0	0-0-0	0-0-0		CONFERENCE		0-0-0		0-0-0		1-2-0	
0-0-0	0-0-0	0-0-0		HOME		0-0-0		0-0-0		0-0-0	
1-2-0	0-0-0	0-0-0		AWAY		0-0-0		0-0-0		1-2-0	
0-0-0	0-0-0	0-0-0		NEUTRAL		0-0-0		0-0-0		0-0-0	
RPI	S	Opponent	Score	RPI	S	Opponent	Score	RPI	S	Opponent	Score
								164	A	N. C. Central	2 11
								164	A	N. C. Central	3 4
								164	A	N. C. Central	5 13
								174	A	Navy	0 4
								174	A	Navy	7 1
								174	A	Navy	4 1
								174	A	Navy	1 7
								181	A	Lipscomb	6 10
								181	A	Lipscomb	0 7
								181	A	Lipscomb	4 3
								214	N	Marist	5 9
								228	A	Penn St.	3 4
								228	A	Penn St.	3 5
								228	A	Penn St.	8 6
								284	A	Villanova	1 0
								284	A	Villanova	3 2
								285	A	Coppin St.	8 7
								296	A	UMES	8 4
								296	A	UMES	7 0
								296	A	UMES	5 2
								296	A	UMES	12 1
LAST 10 GAMES											
				181	A	Lipscomb	0 7	214	N	Marist	5 9
				181	A	Lipscomb	6 10	228	A	Penn St.	8 6
				181	A	Lipscomb	4 3	228	A	Penn St.	3 4
				284	A	Villanova	1 0	228	A	Penn St.	3 5
				284	A	Villanova	3 2	285	A	Coppin St.	8 7

Non-Div. I Games:

NJIT

Average RPI Win: 174		WON-LOST RECORD		WINNING PCT. RANK		LAST 10 GAMES		STRENGTH OF SCHEDULE		OPP. STRENGTH OF SCHEDULE		TEAM RPI		ADJ RPI		CONF. RPI		ADJ CONF. RPI	
DIV. I ONLY		15-11-0		.57692 104		6-4-0		203		158		155		.49539 155		24		24	
DIV. I NON-CONF.		10-7-0		.58824 103		1-0-0		133		143		126		.51516 126		24		24	
TOTALS		RPI 1-25		RPI 26-50		W-L RECORDS		RPI 51-100		RPI 101-150		RPI 150+							
15-11-0		0-3-0		0-0-0		OVERALL		0-0-0		6-2-0		9-6-0							
11-4-0		0-0-0		0-0-0		HOME		0-0-0		5-2-0		6-2-0							
4-7-0		0-3-0		0-0-0		AWAY		0-0-0		1-0-0		3-4-0							
0-0-0		0-0-0		0-0-0		NEUTRAL		0-0-0		0-0-0		0-0-0							
10-7-0		0-3-0		0-0-0		NON-CONFERENCE		0-0-0		6-2-0		4-2-0							
9-3-0		0-0-0		0-0-0		HOME		0-0-0		5-2-0		4-1-0							
1-4-0		0-3-0		0-0-		AWAY		0-0-0		1-0-0		0-1-0							
0-0-0		0-0-0		0-0-0		NEUTRAL		0-0-0		0-0-0		0-0-0							
5-4-0		0-0-0		0-0-0		CONFERENCE		0-0-0		0-0-0		5-4-0							
2-1-0		0-0-0		0-0-0		HOME		0-0-0		0-0-0		2-1-0							
3-3-0		0-0-0		0-0-0		AWAY		0-0-0		0-0-0		3-3-0							
0-0-0		0-0-0		0-0-0		NEUTRAL		0-0-0		0-0-0		0-0-0							
RPI	S	Opponent		Score		RPI	S	Opponent		Score		RPI	S	Opponent		Score			
12	A	North Carolina		2	17							102	A	Virginia Tech		4	3		
12	A	North Carolina		8	13							115	H	VCU		5	4		
12	A	North Carolina		5	6							115	H	VCU		4	2		
												115	H	VCU		14	10		
												138	H	James Madison		4	1		
												149	H	Canisius		4	7		
												149	H	Canisius		5	4		
												149	H	Canisius		2	9		
												153	H	UNC Asheville		19	8		
												153	H	UNC Asheville		4	7		
												153	H	UNC Asheville		8	1		
												162	A	Elon		3	4		
												167	A	Gardner-Webb		11	10		
												167	A	Gardner-Webb		14	8		
												167	A	Gardner-Webb		3	6		
												207	H	Binghamton		3	2		
												207	H	Binghamton		10	6		
												207	H	Binghamton		2	4		
												268	H	Youngstown St.		12	2		
												268	H	Youngstown St.		16	0		
												280	A	Presbyterian		7	13		
												280	A	Presbyterian		11	6		
												280	A	Presbyterian		7	8		
LAST 10 GAMES																			
						280	A	Presbyterian		11	6	153	H	UNC Asheville		4	7		
						280	A	Presbyterian		7	8	153	H	UNC Asheville		8	1		
						280	A	Presbyterian		7	13	167	A	Gardner-Webb		11	10		
						102	A	Virginia Tech		4	3	167	A	Gardner-Webb		3	6		
						153	H	UNC Asheville		19	8	167	A	Gardner-Webb		14	8		

Non-Div. I Games:

Liberty

Average RPI Win: 207		WON-LOST	WINNING	LAST 10	STRENGTH OF		OPP. STRENGTH	TEAM	ADJ	CONF.	ADJ CONF.
Average RPI Loss: 128		RECORD	PCT. RANK	GAMES	SCHEDULE		OF SCHEDULE	RPI	RPI	RPI	RPI
DIV. I ONLY		19-11-0	.63333	58	6-4-0		242	134	156	.49462	156
DIV. I NON-CONF.		11-7-0	.61111	84	1-1-0		239	130	179	.48719	179
TOTALS		RPI 1-25	RPI 26-50		W-L RECORDS		RPI 51-100		RPI 101-150		RPI 150+
19-11-0		0-1-0	0-0-0		OVERALL		3-2-0		0-4-0		16-4-0
14-4-0		0-0-0	0-0-0		HOME		1-0-0		0-0-0		13-4-0
3-6-0		0-1-0	0-0-0		AWAY		0-1-0		0-4-0		3-0-0
2-1-0		0-0-0	0-0-0		NEUTRAL		2-1-0		0-0-0		0-0-0
11-7-0		0-1-0	0-0-0		NON-CONFERENCE		3-2-0		0-1-0		8-3-0
9-3-0		0-0-0	0-0-0		HOME		1-0-0		0-0-0		8-3-0
0-3-0		0-1-0	0-0-		AWAY		0-1-0		0-1-0		0-0-0
2-1-0		0-0-0	0-0-0		NEUTRAL		2-1-0		0-0-0		0-0-0
8-4-0		0-0-0	0-0-0		CONFERENCE		0-0-0		0-3-0		8-1-0
5-1-0		0-0-0	0-0-0		HOME		0-0-0		0-0-0		5-1-0
3-3-0		0-0-0	0-0-0		AWAY		0-0-0		0-3-0		3-0-0
0-0-0		0-0-0	0-0-0		NEUTRAL		0-0-0		0-0-0		0-0-0
RPI S	Opponent	Score		RPI S	Opponent	Score		RPI S	Opponent	Score	
16 A	Texas A&M	7	9					66 A	Kansas St.	3	14
								88 N	Purdue	4	5
								97 H	Saint Louis	3	2
								97 N	Saint Louis	5	2
								98 N	Notre Dame	5	3
								104 A	Central Ark.	3	8
								104 A	Central Ark.	5	6
								104 A	Central Ark.	3	4
								119 A	Texas St.	5	6
								180 H	Northern Ill.	7	3
								180 H	Northern Ill.	1	15
								180 H	Northern Ill.	7	5
								180 H	Northern Ill.	17	0
								194 H	North Dakota St.	3	4
								194 H	North Dakota St.	2	8
								194 H	North Dakota St.	2	1
								194 H	North Dakota St.	6	2
								209 H	Maine	9	8
								209 H	Maine	2	0
								242 H	Lamar University	8	3
								242 H	Lamar University	12	2
								242 H	Lamar University	3	9
								246 H	Abilene Christian	5	2
								246 H	Abilene Christian	8	7
								246 H	Abilene Christian	7	6
								264 A	SFA	8	1
								264 A	SFA	7	3
								264 A	SFA	10	7
								272 H	Southern U.	6	4
				LAST 10 GAMES							
				264 A	SFA	7	3	242 H	Lamar University	8	3
				264 A	SFA	10	7	242 H	Lamar University	3	9
				264 A	SFA	8	1	119 A	Texas St.	5	6
				272 H	Southern U.	6	4	104 A	Central Ark.	5	6
				242 H	Lamar University	12	2	104 A	Central Ark.	3	8

Non-Div. I Games:

Incarnate Word

Average RPI Win: 174		WON-LOST	WINNING	LAST 10	STRENGTH OF	OPP. STRENGTH	TEAM	ADJ	CONF.	ADJ CONF.				
Average RPI Loss: 111		RECORD	PCT. RANK	GAMES	SCHEDULE	OF SCHEDULE	RPI	RPI	RPI	RPI				
DIV. I ONLY		12-14-0	.46154	167	5-5-0	88	197	157	.49329	157	12	12		
DIV. I NON-CONF.		7-10-0	.41176	190	1-1-0	154	171	240	.44882	240	13	13		
<hr/>														
TOTALS		RPI 1-25	RPI 26-50		W-L RECORDS		RPI 51-100		RPI 101-150		RPI 150+			
12-14-0		0-1-0	1-4-0		OVERALL		2-2-0		2-3-0		7-4-0			
8-10-0		0-1-0	1-3-0		HOME		2-2-0		0-2-0		5-2-0			
4-4-0		0-0-0	0-1-0		AWAY		0-0-0		2-1-0		2-2-0			
0-0-0		0-0-0	0-0-0		NEUTRAL		0-0-0		0-0-0		0-0-0			
7-10-0		0-1-0	1-4-0		NON-CONFERENCE		1-0-0		0-2-0		5-3-0			
7-8-0		0-1-0	1-3-0		HOME		1-0-0		0-2-0		5-2-0			
0-2-0		0-0-0	0-0-		AWAY		0-0-0		0-0-0		0-1-0			
0-0-0		0-0-0	0-0-0		NEUTRAL		0-0-0		0-0-0		0-0-0			
5-4-0		0-0-0	0-0-0		CONFERENCE		1-2-0		2-1-0		2-1-0			
1-2-0		0-0-0	0-0-0		HOME		1-2-0		0-0-0		0-0-0			
4-2-0		0-0-0	0-0-0		AWAY		0-0-0		2-1-0		2-1-0			
0-0-0		0-0-0	0-0-0		NEUTRAL		0-0-0		0-0-0		0-0-0			
RPI	S	Opponent	Score		RPI	S	Opponent	Score		RPI	S	Opponent	Score	
9	H	Auburn	8	11	34	H	Iowa	3	11	51	H	Alabama	6	4
					34	H	Iowa	4	0	62	H	Louisiana Tech	6	7
					34	H	Iowa	1	4	62	H	Louisiana Tech	4	9
					38	A	Troy	2	3	62	H	Louisiana Tech	3	0
					38	H	Troy	1	4					
												Jacksonville St.	2	4
												Charlotte	1	7
												Charlotte	18	10
												Charlotte	4	3
												Samford	2	8
												Marshall	5	2
												Marshall	0	6
												Marshall	3	1
												Milwaukee	2	4
												Milwaukee	10	0
												Milwaukee	4	6
												Alabama St.	6	7
												Alabama St.	2	1
												Bowling Green	6	2
												Bowling Green	4	2
												Bowling Green	4	3
LAST 10 GAMES														
132 A Charlotte					4	3	62 H Louisiana Tech					6	7	
132 A Charlotte					18	10	62 H Louisiana Tech					3	0	
132 A Charlotte					1	7	51 H Alabama					6	4	
145 H Samford					2	8	203 A Marshall					0	6	
62 H Louisiana Tech					4	9	203 A Marshall					3	1	

Non-Div. I Games:

UAB

Average RPI Win: 222		WON-LOST	WINNING	LAST 10	STRENGTH OF		OPP. STRENGTH	TEAM	ADJ	CONF.	ADJ CONF.
Average RPI Loss: 147		RECORD	PCT. RANK	GAMES	SCHEDULE		OF SCHEDULE	RPI	RPI	RPI	RPI
DIV. I ONLY		16-13-0	.55172	117	6-4-0		214	235	158	.49322	158
DIV. I NON-CONF.		11-9-0	.55	121	4-2-0		209	221	155	.50068	155
TOTALS		RPI 1-25	RPI 26-50		W-L RECORDS		RPI 51-100		RPI 101-150		RPI 150+
16-13-0	0-0-0	0-1-0		OVERALL		2-4-0		0-2-0		14-6-0	
6-3-0	0-0-0	0-0-0		HOME		1-2-0		0-0-0		5-1-0	
8-8-0	0-0-0	0-1-0		AWAY		1-2-0		0-0-0		7-5-0	
2-2-0	0-0-0	0-0-0		NEUTRAL		0-0-0		0-2-0		2-0-0	
11-9-0	0-0-0	0-1-0		NON-CONFERENCE		2-4-0		0-2-0		9-2-0	
3-3-0	0-0-0	0-0-0		HOME		1-2-0		0-0-0		2-1-0	
6-4-0	0-0-0	0-0-		AWAY		1-2-0		0-0-0		5-1-0	
2-2-0	0-0-0	0-0-0		NEUTRAL		0-0-0		0-2-0		2-0-0	
5-4-0	0-0-0	0-0-0		CONFERENCE		0-0-0		0-0-0		5-4-0	
3-0-0	0-0-0	0-0-0		HOME		0-0-0		0-0-0		3-0-0	
2-4-0	0-0-0	0-0-0		AWAY		0-0-0		0-0-0		2-4-0	
0-0-0	0-0-0	0-0-0		NEUTRAL		0-0-0		0-0-0		0-0-0	
RPI S Opponent	Score	RPI S Opponent	Score	RPI S Opponent	Score	RPI S Opponent	Score	RPI S Opponent	Score	RPI S Opponent	Score
33 A Louisville	10 16	72 H Illinois St.	10 13	137 N UMass Lowell I	1 2	72 H Illinois St.	7 18	137 N UMass Lowell I	6 12	159 H Jackson St.	0 4
		72 H Illinois St.	6 5	159 H Jackson St.	11 2	95 A Kansas	6 8	159 H Jackson St.	11 2	161 A Eastern Ky.	3 4
		95 A Kansas	5 3	161 A Eastern Ky.	10 2	95 A Kansas	0 12	161 A Eastern Ky.	10 2	161 A Eastern Ky.	4 10
				161 A Eastern Ky.	4 10			193 N Ball St.	3 2	193 N Ball St.	3 0
				193 N Ball St.	3 0			193 N Ball St.	3 0	258 A Alabama St.	9 4
				258 A Alabama St.	7 5			258 A Alabama St.	7 5	258 A Alabama St.	7 5
				259 A Western Caro.	2 6			259 A Western Caro.	2 6	260 H Belmont	9 4
				260 H Belmont	9 4			260 H Belmont	5 3	260 H Belmont	5 2
				260 H Belmont	5 2			260 H Belmont	5 2	262 H Ohio	9 8
				262 H Ohio	9 8			262 H Ohio	9 8	265 A Southeast Mo. St.	4 5
				265 A Southeast Mo. St.	4 5			265 A Southeast Mo. St.	8 4	265 A Southeast Mo. St.	8 4
				265 A Southeast Mo. St.	3 10			265 A Southeast Mo. St.	3 10	286 A Alabama A&M	7 1
				286 A Alabama A&M	7 1			286 A Alabama A&M	5 0	286 A Alabama A&M	5 0
				286 A Alabama A&M	5 0			286 A Alabama A&M	5 0		
LAST 10 GAMES				161 A Eastern Ky.	10 2	161 A Eastern Ky.	4 10	161 A Eastern Ky.	10 2	161 A Eastern Ky.	4 10
95 A Kansas	0 12	161 A Eastern Ky.	10 2	161 A Eastern Ky.	4 10	258 A Alabama St.	9 4	258 A Alabama St.	9 4	258 A Alabama St.	7 5
95 A Kansas	5 3	258 A Alabama St.	9 4	258 A Alabama St.	7 5	260 H Belmont	9 4	260 H Belmont	9 4		
95 A Kansas	6 8	260 H Belmont	9 4								
262 H Ohio	9 8										
161 A Eastern Ky.	3 4										

Non-Div. I Games:

Morehead St.

Average RPI Win: 226		WON-LOST RECORD		WINNING PCT. RANK		LAST 10 GAMES		STRENGTH OF SCHEDULE		OPP. STRENGTH OF SCHEDULE		TEAM RPI		ADJ RPI		CONF. RPI		ADJ CONF. RPI					
DIV. I ONLY		15-10-0		.6		80		4-6-0		212		262		159		.49282		159		30		30	
DIV. I NON-CONF.		6-7-0		.46154		167		1-4-0		63		157		146		.50545		146		30		30	
TOTALS		RPI 1-25		RPI 26-50		W-L RECORDS		RPI 51-100		RPI 101-150		RPI 150+											
15-10-0		0-0-0		0-3-0		OVERALL		0-1-0		3-1-0		12-5-0											
6-6-0		0-0-0		0-3-0		HOME		0-1-0		2-0-0		4-2-0											
9-4-0		0-0-0		0-0-0		AWAY		0-0-0		1-1-0		8-3-0											
0-0-0		0-0-0		0-0-0		NEUTRAL		0-0-0		0-0-0		0-0-0											
6-7-0		0-0-0		0-3-0		NON-CONFERENCE		0-1-0		3-1-0		3-2-0											
4-5-0		0-0-0		0-3-0		HOME		0-1-0		2-0-0		2-1-0											
2-2-0		0-0-0		0-0-		AWAY		0-0-0		1-1-0		1-1-0											
0-0-0		0-0-0		0-0-0		NEUTRAL		0-0-0		0-0-0		0-0-0											
9-3-0		0-0-0		0-0-0		CONFERENCE		0-0-0		0-0-0		9-3-0											
2-1-0		0-0-0		0-0-0		HOME		0-0-0		0-0-0		2-1-0											
7-2-0		0-0-0		0-0-0		AWAY		0-0-0		0-0-0		7-2-0											
0-0-0		0-0-0		0-0-0		NEUTRAL		0-0-0		0-0-0		0-0-0											
RPI	S	Opponent	Score	RPI	S	Opponent	Score	RPI	S	Opponent	Score	RPI	S	Opponent	Score								
				35	H	FGCU	3 6					127	H	Southeastern La.	4 3								
				35	H	FGCU	4 9					130	A	La. -Monroe	7 10								
				35	H	FGCU	4 9					130	H	La. -Monroe	7 2								
												136	A	New Orleans	4 2								
												151	H	Eastern Mich.	5 3								
												151	H	Eastern Mich.	8 6								
												151	H	Eastern Mich.	3 9								
												158	A	Morehead St.	4 0								
												158	A	Morehead St.	2 11								
												258	A	Alabama St.	8 9								
												258	A	Alabama St.	3 4								
												258	A	Alabama St.	2 0								
												282	A	Al corn	13 8								
												282	A	Al corn	9 2								
												282	A	Al corn	17 10								
												286	A	Alabama A&M	11 0								
												286	A	Alabama A&M	8 4								
												286	A	Alabama A&M	8 0								
												287	H	Mississippi Val.	16 4								
												287	H	Mississippi Val.	9 5								
												287	H	Mississippi Val.	1 2								
				LAST 10 GAMES																			
				35	H	FGCU	4 9	282	A	Al corn	9 2												
				35	H	FGCU	4 9	282	A	Al corn	17 10												
				35	H	FGCU	3 6	127	H	Southeastern La.	4 3												
				130	A	La. -Monroe	7 10	258	A	Alabama St.	8 9												
				282	A	Al corn	13 8	258	A	Alabama St.	3 4												

Non-Div. I Games: Concordia (AL) 6 0 Concordia (AL) 12 5

Jackson St.

Average RPI Win: 184		WON-LOST RECORD		WINNING PCT. RANK		LAST 10 GAMES		STRENGTH OF SCHEDULE		OPP. STRENGTH OF SCHEDULE		TEAM RPI		ADJ RPI		CONF. RPI		ADJ CONF. RPI	
DIV. I ONLY		14-13-0		.51852 136		6-4-0		185		151		160		.49109 160		24		24	
DIV. I NON-CONF.		8-10-0		.44444 176		0-2-0		107		105		142		.50594 142		24		24	
TOTALS		RPI 1-25		RPI 26-50		W-L RECORDS		RPI 51-100		RPI 101-150		RPI 150+							
14-13-0		2-1-0		0-0-0		OVERALL		1-1-0		0-4-0		11-7-0							
7-6-0		0-0-0		0-0-0		HOME		0-0-0		0-3-0		7-3-0							
6-6-0		2-1-0		0-0-0		AWAY		0-0-0		0-1-0		4-4-0							
1-1-0		0-0-0		0-0-0		NEUTRAL		1-1-0		0-0-0		0-0-0							
8-10-0		2-1-0		0-0-0		NON-CONFERENCE		1-1-0		0-4-0		5-4-0							
3-4-0		0-0-0		0-0-0		HOME		0-0-0		0-3-0		3-1-0							
4-5-0		2-1-0		0-0-		AWAY		0-0-0		0-1-0		2-3-0							
1-1-0		0-0-0		0-0-0		NEUTRAL		1-1-0		0-0-0		0-0-0							
6-3-0		0-0-0		0-0-0		CONFERENCE		0-0-0		0-0-0		6-3-0							
4-2-0		0-0-0		0-0-0		HOME		0-0-0		0-0-0		4-2-0							
2-1-0		0-0-0		0-0-0		AWAY		0-0-0		0-0-0		2-1-0							
0-0-0		0-0-0		0-0-0		NEUTRAL		0-0-0		0-0-0		0-0-0							
RPI	S	Opponent		Score		RPI	S	Opponent		Score		RPI	S	Opponent		Score			
12	A	North Carolina		0	10							109	A	UNCG		6	12		
19	A	Coastal Caro.		3	2							138	H	James Madison		1	3		
19	A	Coastal Caro.		8	5							138	H	James Madison		1	5		
												138	H	James Madison		3	4		
												164	A	N.C. Central		7	8		
												171	A	William & Mary		2	13		
												171	A	William & Mary		3	4		
												171	A	William & Mary		17	3		
												184	H	Winthrop		12	0		
												184	H	Winthrop		2	11		
												184	H	Winthrop		6	1		
												221	H	Radford		15	6		
												221	H	Radford		6	18		
												221	H	Radford		7	3		
												236	A	N.C. A&T		10	3		
												239	H	Dayton		12	2		
												239	H	Dayton		8	7		
												239	H	Dayton		4	3		
												262	H	Ohio		7	11		
												271	A	Longwood		10	2		
												271	A	Longwood		8	2		
												271	A	Longwood		4	5		
LAST 10 GAMES																			
						184	H	Winthrop		2	11	221	H	Radford		15	6		
						184	H	Winthrop		12	0	221	H	Radford		7	3		
						184	H	Winthrop		6	1	164	A	N.C. Central		7	8		
						109	A	UNCG		6	12	271	A	Longwood		10	2		
						221	H	Radford		6	18	271	A	Longwood		8	2		

Non-Div. I Games:

High Point



Average RPI Win: 215		WON-LOST	WINNING	LAST 10	STRENGTH OF		OPP. STRENGTH	TEAM	ADJ	CONF.	ADJ CONF.
Average RPI Loss: 129		RECORD	PCT. RANK	GAMES	SCHEDULE		OF SCHEDULE	RPI	RPI	RPI	RPI
DIV. I ONLY		12-16-0	.42857	192	5-5-0		144	228	161	.49083	161
DIV. I NON-CONF.		7-12-0	.36842	207	0-4-0		56	228	150	.50325	150
TOTALS		RPI 1-25	RPI 26-50		W-L RECORDS		RPI 51-100		RPI 101-150		RPI 150+
12-16-0		0-1-0	1-4-0		OVERALL		0-2-0		1-3-0		10-6-0
6-2-0		0-0-0	0-0-0		HOME		0-0-0		0-0-0		6-2-0
6-12-0		0-1-0	1-4-0		AWAY		0-2-0		1-2-0		4-3-0
0-2-0		0-0-0	0-0-0		NEUTRAL		0-0-0		0-1-0		0-1-0
7-12-0		0-1-0	1-4-0		NON-CONFERENCE		0-2-0		1-3-0		5-2-0
4-1-0		0-0-0	0-0-0		HOME		0-0-0		0-0-0		4-1-0
3-9-0		0-1-0	1-0-		AWAY		0-2-0		1-2-0		1-0-0
0-2-0		0-0-0	0-0-0		NEUTRAL		0-0-0		0-1-0		0-1-0
5-4-0		0-0-0	0-0-0		CONFERENCE		0-0-0		0-0-0		5-4-0
2-1-0		0-0-0	0-0-0		HOME		0-0-0		0-0-0		2-1-0
3-3-0		0-0-0	0-0-0		AWAY		0-0-0		0-0-0		3-3-0
0-0-0		0-0-0	0-0-0		NEUTRAL		0-0-0		0-0-0		0-0-0
RPI S	Opponent	Score	RPI S	Opponent	Score	RPI S	Opponent	Score	RPI S	Opponent	Score
20 A	Kentucky	5 16	29 A	Vanderbilt	6 5	83 A	ETSU	7 12	101 N	Butler	5 6
			31 A	Mercer	9 14	87 A	UNCW	4 5	128 A	Virginia	1 13
			31 A	Mercer	4 5				128 A	Virginia	3 12
			31 A	Mercer	3 10				128 A	Virginia	7 6
			33 A	Louisville	2 4				158 H	Morehead St.	4 3
									158 H	Morehead St.	10 4
									158 H	Morehead St.	2 10
									224 N	Lehigh	4 5
									226 A	Western Ky.	7 5
									226 H	Western Ky.	9 13
									253 A	UT Martin	5 3
									253 A	UT Martin	7 6
									253 A	UT Martin	9 4
									260 A	Belmont	5 15
									260 A	Belmont	2 3
									260 A	Belmont	4 6
									266 H	Bowling Green	9 0
									285 H	Coppin St.	10 8
									285 H	Coppin St.	15 1
									285 H	Coppin St.	14 4
			LAST 10 GAMES								
			253 A	UT Martin	7 6	158 H	Morehead St.	2 10			
			253 A	UT Martin	5 3	158 H	Morehead St.	10 4			
			253 A	UT Martin	9 4	31 A	Mercer	4 5			
			226 H	Western Ky.	9 13	31 A	Mercer	3 10			
			158 H	Morehead St.	4 3	31 A	Mercer	9 14			

Non-Div. I Games:

Eastern Ky.

Average RPI Win:		166	WON-LOST RECORD		WINNING PCT. RANK		LAST 10 GAMES		STRENGTH OF SCHEDULE		OPP. STRENGTH OF SCHEDULE		TEAM RPI		ADJ RPI		CONF. RPI		ADJ CONF. RPI	
DIV. I ONLY			16-12-0		.57143 106		7-3-0		193		94		162		.49037 162		15		15	
DIV. I NON-CONF.			12-10-0		.54545 123		3-1-0		269		120		237		.4509 237		16		16	
TOTALS		RPI 1-25		RPI 26-50		W-L RECORDS		RPI 51-100		RPI 101-150		RPI 150+								
16-12-0		0-1-0		2-1-0		OVERALL		0-2-0		5-3-0		9-5-0								
11-9-0		0-0-0		2-1-0		HOME		0-2-0		0-1-0		9-5-0								
5-3-0		0-1-0		0-0-0		AWAY		0-0-0		5-2-0		0-0-0								
0-0-0		0-0-0		0-0-0		NEUTRAL		0-0-0		0-0-0		0-0-0								
12-10-0		0-1-0		0-0-0		NON-CONFERENCE		0-2-0		3-2-0		9-5-0								
9-8-0		0-0-0		0-0-0		HOME		0-2-0		0-1-0		9-5-0								
3-2-0		0-1-0		0-0-		AWAY		0-0-0		3-1-0		0-0-0								
0-0-0		0-0-0		0-0-0		NEUTRAL		0-0-0		0-0-0		0-0-0								
4-2-0		0-0-0		2-1-0		CONFERENCE		0-0-0		2-1-0		0-0-0								
2-1-0		0-0-0		2-1-0		HOME		0-0-0		0-0-0		0-0-0								
2-1-0		0-0-0		0-0-0		AWAY		0-0-0		2-1-0		0-0-0								
0-0-0		0-0-0		0-0-0		NEUTRAL		0-0-0		0-0-0		0-0-0								
RPI	S	Opponent		Score		RPI	S	Opponent		Score		RPI	S	Opponent		Score				
10	A	East Carolina		1	2	30	H	Col. of Charleston		9	3	66	H	Kansas St.		7	8			
						30	H	Col. of Charleston		3	5	84	H	Maryland		3	11			
						30	H	Col. of Charleston		7	5									
												105	A	Ga. Southern		4	5			
												105	A	Ga. Southern		3	2			
												105	A	Ga. Southern		4	2			
												109	H	UNCG		5	7			
												129	A	Wake Forest		10	9			
												138	A	James Madi son		6	4			
												138	A	James Madi son		8	2			
												138	A	James Madi son		3	4			
												155	H	Li berty		4	3			
												195	H	Appal achi an St.		5	2			
												195	H	Appal achi an St.		5	0			
												195	H	Appal achi an St.		10	0			
												203	H	Marshal l		3	2			
												203	H	Marshal l		6	8			
												203	H	Marshal l		7	11			
												221	H	Radford		2	1			
												228	H	Penn St.		2	3			
												228	H	Penn St.		6	8			
												228	H	Penn St.		1	2			
												274	H	Ri der		13	4			
												274	H	Ri der		13	2			
												274	H	Ri der		21	1			
LAST 10 GAMES																				
						30	H	Col. of Charleston		3	5	138	A	James Madi son		8	2			
						30	H	Col. of Charleston		7	5	138	A	James Madi son		3	4			
						30	H	Col. of Charleston		9	3	84	H	Maryland		3	11			
						129	A	Wake Forest		10	9	274	H	Ri der		13	4			
						138	A	James Madi son		6	4	274	H	Ri der		21	1			

Non-Div. I Games:

El on

Average RPI Win: 165		WON-LOST RECORD		WINNING PCT. RANK		LAST 10 GAMES		STRENGTH OF SCHEDULE		OPP. STRENGTH OF SCHEDULE		TEAM RPI		ADJ RPI		CONF. RPI		ADJ CONF. RPI	
DIV. I ONLY		8-16-0		.33333 230		4-6-0		105		200		163		.48967 163		8		8	
DIV. I NON-CONF.		7-14-0		.33333 220		3-4-0		131		199		172		.49058 172		7		7	
TOTALS		RPI 1-25		RPI 26-50		W-L RECORDS		RPI 51-100		RPI 101-150		RPI 150+							
8-16-0		0-0-0		1-1-0		OVERALL		2-6-0		1-5-0		4-4-0							
1-3-0		0-0-0		0-0-0		HOME		1-2-0		0-0-0		0-1-0							
6-11-0		0-0-0		1-1-0		AWAY		0-4-0		1-3-0		4-3-0							
1-2-0		0-0-0		0-0-0		NEUTRAL		1-0-0		0-2-0		0-0-0							
7-14-0		0-0-0		1-1-0		NON-CONFERENCE		1-4-0		1-5-0		4-4-0							
0-1-0		0-0-0		0-0-0		HOME		0-0-0		0-0-0		0-1-0							
6-11-0		0-0-0		1-0-		AWAY		0-4-0		1-3-0		4-3-0							
1-2-0		0-0-0		0-0-0		NEUTRAL		1-0-0		0-2-0		0-0-0							
1-2-0		0-0-0		0-0-0		CONFERENCE		1-2-0		0-0-0		0-0-0							
1-2-0		0-0-0		0-0-0		HOME		1-2-0		0-0-0		0-0-0							
0-0-0		0-0-0		0-0-0		AWAY		0-0-0		0-0-0		0-0-0							
0-0-0		0-0-0		0-0-0		NEUTRAL		0-0-0		0-0-0		0-0-0							
RPI	S	Opponent		Score		RPI	S	Opponent		Score		RPI	S	Opponent		Score			
				47	A	Okla homa	2	3	51	A	Al abama	2	16	101	A	Butler	9	2	
				47	A	Okla homa	11	4	51	A	Al abama	5	6	103	A	Loyol a Marymount	3	10	
									51	A	Al abama	6	12	103	A	Loyol a Marymount	5	15	
									70	H	Bradl ey	4	10	103	A	Loyol a Marymount	4	7	
									70	H	Bradl ey	5	2	144	N	CSUN	13	14	
									70	H	Bradley	4	5	144	N	CSUN	5	6	
									79	N	Hol y Cross	20	6	190	A	UC Ri versi de	5	14	
									88	A	Purdue	1	4	190	A	UC Ri versi de	3	4	
														193	H	Ball St.	5	13	
														232	A	Grand Canyon	12	6	
														232	A	Grand Canyon	11	7	
														278	A	Ark. -Pine Bluff	12	8	
														278	A	Ark. -Pine Bluff	14	7	
														278	A	Ark. -Pine Bluff	5	6	
LAST 10 GAMES				70	H	Bradl ey	4	10	101	A	Butler	9	2						
				70	H	Bradl ey	5	2	278	A	Ark. -Pi ne Bl uff	12	8						
				70	H	Bradl ey	4	5	278	A	Ark. -Pi ne Bl uff	5	6						
				88	A	Purdue	1	4	278	A	Ark. -Pi ne Bl uff	14	7						
				193	H	Ball St.	5	13	103	A	Loyol a Marymount	5	15						

Non-Div. I Games:

Val parai so

Average RPI Win:	210	WON-LOST RECORD	WINNING PCT. RANK	LAST 10 GAMES	STRENGTH OF SCHEDULE	OPP. STRENGTH OF SCHEDULE	TEAM RPI	ADJ RPI	CONF. RPI	ADJ CONF. RPI	
Average RPI Loss:	172										
DIV. I ONLY	19-11-0	.63333	58	5-5-0	232	251	164	.48912	164	31	31
DIV. I NON-CONF.	11-5-0	.6875	52	1-0-0	119	265	88	.53216	88	31	31
<hr/>											
TOTALS	RPI 1-25	RPI 26-50		W-L RECORDS	RPI 51-100		RPI 101-150		RPI 150+		
19-11-0	0-0-0	0-2-0		OVERALL	2-1-0		2-1-0		15-7-0		
14-5-0	0-0-0	0-1-0		HOME	2-1-0		2-1-0		10-2-0		
5-6-0	0-0-0	0-1-0		AWAY	0-0-0		0-0-0		5-5-0		
0-0-0	0-0-0	0-0-0		NEUTRAL	0-0-0		0-0-0		0-0-0		
<hr/>											
11-5-0	0-0-0	0-2-0		NON-CONFERENCE	2-1-0		0-0-0		9-2-0		
9-3-0	0-0-0	0-1-0		HOME	2-1-0		0-0-0		7-1-0		
2-2-0	0-0-0	0-0-		AWAY	0-0-0		0-0-0		2-1-0		
0-0-0	0-0-0	0-0-0		NEUTRAL	0-0-0		0-0-0		0-0-0		
<hr/>											
8-6-0	0-0-0	0-0-0		CONFERENCE	0-0-0		2-1-0		6-5-0		
5-2-0	0-0-0	0-0-0		HOME	0-0-0		2-1-0		3-1-0		
3-4-0	0-0-0	0-0-0		AWAY	0-0-0		0-0-0		3-4-0		
0-0-0	0-0-0	0-0-0		NEUTRAL	0-0-0		0-0-0		0-0-0		
<hr/>											
RPI	S	Opponent	Score	RPI	S	Opponent	Score	RPI	S	Opponent	Score
				39	A	Duke	2 8				
				39	H	Duke	3 5				
								58	H	Wagner	6 7
								58	H	Wagner	10 4
								58	H	Wagner	12 3
								116	H	Bethune-Cookman	4 5
								116	H	Bethune-Cookman	7 4
								116	H	Bethune-Cookman	5 2
								154	H	NJIT	11 2
								154	H	NJIT	4 3
								154	H	NJIT	13 5
								160	H	High Point	8 7
								186	A	Davidson	2 10
								195	H	Appalachian St.	0 6
								236	A	N. C. A&T	8 6
								236	A	N. C. A&T	6 3
								236	A	N. C. A&T	3 5
								243	A	Florida A&M	3 11
								243	A	Florida A&M	0 3
								243	A	Florida A&M	2 4
								271	A	Longwood	12 4
								276	H	Iona	6 5
								276	H	Iona	21 8
								276	H	Iona	12 2
								280	A	Presbyterian	14 7
								290	H	Savannah St.	1 6
								290	H	Savannah St.	3 1
								290	H	Savannah St.	10 2
								295	A	Norfolk St.	20 7
								296	H	UMES	18 5
<hr/>											
LAST 10 GAMES											
				243	A	Florida A&M	3 11	290	H	Savannah St.	10 2
				243	A	Florida A&M	0 3	290	H	Savannah St.	3 1
				243	A	Florida A&M	2 4	160	H	High Point	8 7
								296	H	UMES	18 5
				295	A	Norfolk St.	20 7	116	H	Bethune-Cookman	4 5
				290	H	Savannah St.	1 6				

Non-Div. I Games:

N. C. Central

SIUE

Average RPI Win: 178		WON-LOST RECORD		WINNING PCT. RANK		LAST 10 GAMES		STRENGTH OF SCHEDULE		OPP. STRENGTH OF SCHEDULE		TEAM RPI		ADJ RPI		CONF. RPI		ADJ CONF. RPI	
DIV. I ONLY		7-18-0		.28 260		2-8-0		20		277		165		.48886 165		19		19	
DIV. I NON-CONF.		4-9-0		.30769 232		0-2-0		1		260		51		.5563 51		17		17	
TOTALS		RPI 1-25		RPI 26-50		W-L RECORDS		RPI 51-100		RPI 101-150		RPI 150+							
7-18-0		0-1-0		0-3-0		OVERALL		1-4-0		3-4-0		3-6-0							
2-6-0		0-0-0		0-3-0		HOME		0-1-0		0-1-0		2-1-0							
5-12-0		0-1-0		0-0-0		AWAY		1-3-0		3-3-0		1-5-0							
0-0-0		0-0-0		0-0-0		NEUTRAL		0-0-0		0-0-0		0-0-0							
4-9-0		0-1-0		0-0-0		NON-CONFERENCE		1-4-0		3-4-0		0-0-0							
0-2-0		0-0-0		0-0-0		HOME		0-1-0		0-1-0		0-0-0							
4-7-0		0-1-0		0-0-		AWAY		1-3-0		3-3-0		0-0-0							
0-0-0		0-0-0		0-0-0		NEUTRAL		0-0-0		0-0-0		0-0-0							
3-9-0		0-0-0		0-3-0		CONFERENCE		0-0-0		0-0-0		3-6-0							
2-4-0		0-0-0		0-3-0		HOME		0-0-0		0-0-0		2-1-0							
1-5-0		0-0-0		0-0-0		AWAY		0-0-0		0-0-0		1-5-0							
0-0-0		0-0-0		0-0-0		NEUTRAL		0-0-0		0-0-0		0-0-0							
RPI	S	Opponent		Score		RPI	S	Opponent		Score		RPI	S	Opponent		Score			
6	A	Wichita St.		1	6	42	H	Tennessee Tech		1	4	62	A	Louisiana Tech		1	13		
						42	H	Tennessee Tech		4	8	62	A	Louisiana Tech		1	4		
						42	H	Tennessee Tech		1	4	62	A	Louisiana Tech		5	2		
												97	A	Saint Louis		2	5		
												97	H	Saint Louis		4	5		
														Southern Ill.		3	8		
														Southeastern La.		6	13		
														Southeastern La.		7	4		
														Southeastern La.		2	11		
														Oral Roberts		6	4		
														Oral Roberts		2	4		
														Oral Roberts		2	1		
														Murray St.		8	9		
														Murray St.		10	7		
														Murray St.		5	6		
														Belmont		1	15		
														Belmont		5	4		
														Belmont		4	2		
														Southeast Mo. St.		6	11		
														Southeast Mo. St.		0	7		
														Southeast Mo. St.		10	11		
LAST 10 GAMES																			
						260	H	Belmont		4	2	265	A	Southeast Mo. St.		0	7		
						260	H	Belmont		5	4	265	A	Southeast Mo. St.		6	11		
						260	H	Belmont		1	15	126	H	Southern Ill.		3	8		
						97	H	Saint Louis		4	5	42	H	Tennessee Tech		4	8		
						265	A	Southeast Mo. St.		10	11	42	H	Tennessee Tech		1	4		

Non-Div. I Games:

SIUE

Average RPI Win:		211	WON-LOST RECORD		WINNING PCT. RANK		LAST 10 GAMES		STRENGTH OF SCHEDULE		OPP. STRENGTH OF SCHEDULE		TEAM RPI		ADJ RPI		CONF. RPI		ADJ CONF. RPI	
DIV. I ONLY			15-10-0		.6		80		7-3-0		207		224		166		.48874		166	
DIV. I NON-CONF.			11-8-0		.57895		106		4-1-0		164		252		135		.50903		134	
TOTALS		RPI 1-25		RPI 26-50		W-L RECORDS		RPI 51-100		RPI 101-150		RPI 150+								
15-10-0		0-3-0		0-0-0		OVERALL		0-3-0		3-2-0		12-2-0								
9-6-0		0-0-0		0-0-0		HOME		0-3-0		3-2-0		6-1-0								
4-4-0		0-3-0		0-0-0		AWAY		0-0-0		0-0-0		4-1-0								
2-0-0		0-0-0		0-0-0		NEUTRAL		0-0-0		0-0-0		2-0-0								
11-8-0		0-3-0		0-0-0		NON-CONFERENCE		0-3-0		1-1-0		10-1-0								
5-4-0		0-0-0		0-0-0		HOME		0-3-0		1-1-0		4-0-0								
4-4-0		0-3-0		0-0-		AWAY		0-0-0		0-0-0		4-1-0								
2-0-0		0-0-0		0-0-0		NEUTRAL		0-0-0		0-0-0		2-0-0								
4-2-0		0-0-0		0-0-0		CONFERENCE		0-0-0		2-1-0		2-1-0								
4-2-0		0-0-0		0-0-0		HOME		0-0-0		2-1-0		2-1-0								
0-0-0		0-0-0		0-0-0		AWAY		0-0-0		0-0-0		0-0-0								
0-0-0		0-0-0		0-0-0		NEUTRAL		0-0-0		0-0-0		0-0-0								
RPI	S	Opponent		Score		RPI	S	Opponent		Score		RPI	S	Opponent		Score				
3	A	Florida		5	12							112	H	Manhattan		3	12			
3	A	Florida		1	3							112	H	Manhattan		4	3			
3	A	Florida		0	8							137	H	UMass Lowell		5	6			
												137	H	UMass Lowell		6	5			
												137	H	UMass Lowell		9	8			
												173	H	Quinnipiac		9	2			
												173	H	Quinnipiac		5	1			
												173	H	Quinnipiac		10	4			
												207	H	Binghamton		15	12			
												207	H	Binghamton		6	8			
												207	H	Binghamton		7	5			
												230	H	LIU Brooklyn		5	3			
												254	A	Nicholls St.		7	14			
												254	A	Nicholls St.		6	3			
												254	A	Nicholls St.		5	4			
												254	A	Nicholls St.		6	5			
												276	N	Iona		5	3			
												283	N	Sacred Heart		7	6			
												295	A	Norfolk St.		12	0			
LAST 10 GAMES																				
						137	H	UMass Lowell		9	8	173	H	Quinnipiac		5	1			
						137	H	UMass Lowell		5	6	173	H	Quinnipiac		10	4			
						137	H	UMass Lowell		6	5	112	H	Manhattan		3	12			
						230	H	LIU Brooklyn		5	3	207	H	Binghamton		7	5			
						173	H	Quinnipiac		9	2	207	H	Binghamton		6	8			

Non-Div. I Games:

Stony Brook

Average RPI Win:		193	WON-LOST RECORD		WINNING PCT. RANK		LAST 10 GAMES		STRENGTH OF SCHEDULE		OPP. STRENGTH OF SCHEDULE		TEAM RPI		ADJ RPI		CONF. RPI		ADJ CONF. RPI	
DIV. I ONLY			16-14-0		.53333 128		4-6-0		195		194		167		.48871 167		24		24	
DIV. I NON-CONF.			12-9-0		.57143 108		1-2-0		225		160		175		.48976 175		24		24	
TOTALS		RPI 1-25		RPI 26-50		W-L RECORDS		RPI 51-100		RPI 101-150		RPI 150+								
16-14-0		1-0-0		0-3-0		OVERALL		0-0-0		2-3-0		13-8-0								
8-6-0		0-0-0		0-0-0		HOME		0-0-0		0-1-0		8-5-0								
6-7-0		1-0-0		0-3-0		AWAY		0-0-0		2-1-0		3-3-0								
2-1-0		0-0-0		0-0-0		NEUTRAL		0-0-0		0-1-0		2-0-0								
12-9-0		1-0-0		0-3-0		NON-CONFERENCE		0-0-0		2-3-0		9-3-0								
7-4-0		0-0-0		0-0-0		HOME		0-0-0		0-1-0		7-3-0								
3-4-0		1-0-0		0-0-		AWAY		0-0-0		2-1-0		0-0-0								
2-1-0		0-0-0		0-0-0		NEUTRAL		0-0-0		0-1-0		2-0-0								
4-5-0		0-0-0		0-0-0		CONFERENCE		0-0-0		0-0-0		4-5-0								
1-2-0		0-0-0		0-0-0		HOME		0-0-0		0-0-0		1-2-0								
3-3-0		0-0-0		0-0-0		AWAY		0-0-0		0-0-0		3-3-0								
0-0-0		0-0-0		0-0-0		NEUTRAL		0-0-0		0-0-0		0-0-0								
RPI	S	Opponent		Score		RPI	S	Opponent		Score		RPI	S	Opponent		Score				
12	A	North Carolina		1 0		38	A	Troy		4 6		129	A	Wake Forest		4 8				
						38	A	Troy		0 6		129	A	Wake Forest		6 3				
						38	A	Troy		3 6		137	N	UMass Lowell		0 9				
												139	A	Wofford		13 8				
												139	H	Wofford		4 7				
												155	H	Liberty		10 11				
												155	H	Liberty		6 3				
												155	H	Liberty		8 14				
												173	H	Quinnipiac		5 1				
												173	H	Quinnipiac		3 13				
												173	H	Quinnipiac		6 2				
												174	N	Navy		12 0				
												185	A	Campbell		3 4				
												185	A	Campbell		1 12				
												185	A	Campbell		3 6				
												193	H	Ball St.		8 6				
												193	H	Ball St.		1 6				
												195	H	Appalachian St.		4 8				
												221	A	Radford		5 4				
												221	A	Radford		8 4				
												221	A	Radford		20 10				
												252	H	Siena		6 1				
												252	H	Siena		14 5				
												252	H	Siena		15 4				
												252	H	Siena		4 1				
												267	N	Georgetown		15 1				
LAST 10 GAMES						LAST 10 GAMES						LAST 10 GAMES								
						221	A	Radford		8 4		185	A	Campbell		3 4				
						221	A	Radford		5 4		185	A	Campbell		3 6				
						221	A	Radford		20 10		139	H	Wofford		4 7				
						195	H	Appalachian St.		4 8		139	A	Wofford		13 8				
						185	A	Campbell		1 12		155	H	Liberty		10 11				

Non-Div. I Games:

Gardner-Webb

Average RPI Win:	192	WON-LOST RECORD	WINNING PCT. RANK	LAST 10 GAMES	STRENGTH OF SCHEDULE	OPP. STRENGTH OF SCHEDULE	TEAM RPI	ADJ RPI	CONF. RPI	ADJ CONF. RPI				
DIV. I ONLY		16-12-0	.57143	106	1-0-0	231	132	168	.48845	168	12	12		
DIV. I NON-CONF.		11-8-0	.57895	106	1-0-0	258	94	198	.47688	197	13	13		
<hr/>														
TOTALS	RPI 1-25	RPI 26-50		W-L RECORDS		RPI 51-100		RPI 101-150		RPI 150+				
16-12-0	1-2-0	0-1-0		OVERALL		3-3-0		1-2-0		11-4-0				
7-7-0	1-2-0	0-1-0		HOME		0-1-0		1-2-0		5-1-0				
8-4-0	0-0-0	0-0-0		AWAY		2-2-0		0-0-0		6-2-0				
1-1-0	0-0-0	0-0-0		NEUTRAL		1-0-0		0-0-0		0-1-0				
<hr/>														
11-8-0	1-2-0	0-1-0		NON-CONFERENCE		3-3-0		0-0-0		7-2-0				
6-5-0	1-2-0	0-1-0		HOME		0-1-0		0-0-0		5-1-0				
4-2-0	0-0-0	0-0-		AWAY		2-2-0		0-0-0		2-0-0				
1-1-0	0-0-0	0-0-0		NEUTRAL		1-0-0		0-0-0		0-1-0				
<hr/>														
5-4-0	0-0-0	0-0-0		CONFERENCE		0-0-0		1-2-0		4-2-0				
1-2-0	0-0-0	0-0-0		HOME		0-0-0		1-2-0		0-0-0				
4-2-0	0-0-0	0-0-0		AWAY		0-0-0		0-0-0		4-2-0				
0-0-0	0-0-0	0-0-0		NEUTRAL		0-0-0		0-0-0		0-0-0				
<hr/>														
RPI	S	Opponent	Score		RPI	S	Opponent	Score		RPI	S	Opponent	Score	
25	H	West Virginia	8	7	37	H	Indiana St.	4	21	51	A	Alabama	0	4
25	H	West Virginia	4	10				4	5	52	A	Tennessee	4	5
25	H	West Virginia	4	8				7	5	52	A	Tennessee	7	5
								5	14	63	H	Kent St.	5	14
								9	0	75	A	Austin Peay	9	0
								16	8	83	N	ETSU	16	8

**Non-Div. I Games:**

Mid dle Tenn.



Average RPI Win:		177	WON-LOST RECORD		WINNING PCT. RANK		LAST 10 GAMES		STRENGTH OF SCHEDULE		OPP. STRENGTH OF SCHEDULE		TEAM RPI		ADJ RPI		CONF. RPI		ADJ CONF. RPI	
DIV. I ONLY			10-18-0		.35714 222		3-7-0		67		171		169		.48759 169		17		17	
DIV. I NON-CONF.			3-13-0		.1875 271		0-3-0		19		93		209		.46936 209		19		19	
TOTALS		RPI 1-25		RPI 26-50		W-L RECORDS		RPI 51-100		RPI 101-150		RPI 150+								
10-18-0		0-3-0		0-1-0		OVERALL		1-5-0		4-6-0		5-3-0								
5-11-0		0-3-0		0-0-0		HOME		1-4-0		3-4-0		1-0-0								
5-7-0		0-0-0		0-1-0		AWAY		0-1-0		1-2-0		4-3-0								
0-0-0		0-0-0		0-0-0		NEUTRAL		0-0-0		0-0-0		0-0-0								
3-13-0		0-3-0		0-1-0		NON-CONFERENCE		1-5-0		1-3-0		1-1-0								
2-8-0		0-3-0		0-0-0		HOME		1-4-0		0-1-0		1-0-0								
1-5-0		0-0-0		0-0-		AWAY		0-1-0		1-2-0		0-1-0								
0-0-0		0-0-0		0-0-0		NEUTRAL		0-0-0		0-0-0		0-0-0								
7-5-0		0-0-0		0-0-0		CONFERENCE		0-0-0		3-3-0		4-2-0								
3-3-0		0-0-0		0-0-0		HOME		0-0-0		3-3-0		0-0-0								
4-2-0		0-0-0		0-0-0		AWAY		0-0-0		0-0-0		4-2-0								
0-0-0		0-0-0		0-0-0		NEUTRAL		0-0-0		0-0-0		0-0-0								
RPI	S	Opponent		Score		RPI	S	Opponent		Score		RPI	S	Opponent		Score				
6	H	Wichita St.		7	10	43	A	Texas		4	5	62	A	Louisiana Tech		1	5			
6	H	Wichita St.		10	11							62	H	Louisiana Tech		2	9			
6	H	Wichita St.		2	11							94	H	Mississippi St.		6	3			
												96	H	UTSA		3	14			
												96	H	UTSA		2	5			
												96	H	UTSA		0	1			
												104	H	Central Ark.		1	6			
												104	H	Central Ark.		6	5			
												104	H	Central Ark.		8	3			
												107	H	Louisiana		2	5			
												119	A	Texas St.		1	12			
												119	A	Texas St.		3	4			
												119	A	Texas St.		1	0			
												127	H	Southeastern La.		5	2			
												127	H	Southeastern La.		1	9			
												127	H	Southeastern La.		4	5			
												175	A	Houston		9	13			
												175	H	Houston		7	6			
												254	A	Nicholls St.		0	1			
												254	A	Nicholls St.		2	7			
												254	A	Nicholls St.		5	4			
												264	A	SFA		5	1			
												264	A	SFA		12	3			
												264	A	SFA		7	5			
LAST 10 GAMES																				
						43	A	Texas		4	5	254	A	Nicholls St.		5	4			
						127	H	Southeastern La.		1	9	254	A	Nicholls St.		2	7			
						127	H	Southeastern La.		5	2	254	A	Nicholls St.		0	1			
						127	H	Southeastern La.		4	5	107	H	Louisiana		2	5			
						62	H	Louisiana Tech		2	9	264	A	SFA		5	1			

Non-Div. I Games:

McNeese

Average RPI Win: 179		WON-LOST	WINNING	LAST 10	STRENGTH OF		OPP. STRENGTH	TEAM	ADJ	CONF.	ADJ CONF.
Average RPI Loss: 140		RECORD	PCT. RANK	GAMES	SCHEDULE		OF SCHEDULE	RPI	RPI	RPI	RPI
DIV. I ONLY		15-10-0	.6	80	276		69	170	.48749	170	25
DIV. I NON-CONF.		9-7-0	.5625	114	227		29	93	.52807	93	23
TOTALS		RPI 1-25	RPI 26-50		W-L RECORDS		RPI 51-100		RPI 101-150		RPI 150+
15-10-0		0-0-0	1-1-0		OVERALL		2-2-0		2-4-0		10-3-0
7-2-0		0-0-0	0-0-0		HOME		0-0-0		0-0-0		7-2-0
7-8-0		0-0-0	1-1-0		AWAY		2-2-0		2-4-0		2-1-0
1-0-0		0-0-0	0-0-0		NEUTRAL		0-0-0		0-0-0		1-0-0
9-7-0		0-0-0	1-1-0		NON-CONFERENCE		2-2-0		2-4-0		4-0-0
3-0-0		0-0-0	0-0-0		HOME		0-0-0		0-0-0		3-0-0
5-7-0		0-0-0	1-0-		AWAY		2-2-0		2-4-0		0-0-0
1-0-0		0-0-0	0-0-0		NEUTRAL		0-0-0		0-0-0		1-0-0
6-3-0		0-0-0	0-0-0		CONFERENCE		0-0-0		0-0-0		6-3-0
4-2-0		0-0-0	0-0-0		HOME		0-0-0		0-0-0		4-2-0
2-1-0		0-0-0	0-0-0		AWAY		0-0-0		0-0-0		2-1-0
0-0-0		0-0-0	0-0-0		NEUTRAL		0-0-0		0-0-0		0-0-0
RPI	S	Opponent	Score	RPI	S	Opponent	Score	RPI	S	Opponent	Score
				44	A	Sam Houston St.	10 6	78	A	Xavier	0 2
				44	A	Sam Houston St.	1 9	90	A	UT Arlington	7 2
								90	A	UT Arlington	8 6
								90	A	UT Arlington	10 11
								107	A	Louisiana	8 2
								107	A	Louisiana	3 6
								107	A	Louisiana	4 3
								142	A	Tulane	3 4
								142	A	Tulane	5 6
								142	A	Tulane	5 11
								197	H	Cincinnati	14 8
								206	H	Oakland	5 6
								206	H	Oakland	8 2
								206	H	Oakland	3 0
								215	H	Michigan	10 2
								215	H	Michigan	2 3
								215	H	Michigan	6 5
								237	A	Northern Ky.	14 2
								237	A	Northern Ky.	11 12
								237	A	Northern Ky.	12 5
								239	H	Dayton	7 3
								250	H	Hartford	13 4
								250	N	Hartford	11 2
				LAST 10 GAMES							
				237	A	Northern Ky.	14 2	215	H	Michigan	10 2
				237	A	Northern Ky.	11 12	215	H	Michigan	6 5
				237	A	Northern Ky.	12 5	206	H	Oakland	5 6
				78	A	Xavier	0 2	206	H	Oakland	8 2
				215	H	Michigan	2 3	206	H	Oakland	3 0

Non-Div. I Games:

Wright St.

Average RPI Win:		150	WON-LOST RECORD		WINNING PCT. RANK		LAST 10 GAMES		STRENGTH OF SCHEDULE		OPP. STRENGTH OF SCHEDULE		TEAM RPI		ADJ RPI		CONF. RPI		ADJ CONF. RPI	
DIV. I ONLY			10-18-0		.35714 222		4-6-0		50		146		171		.48713 171		15		15	
DIV. I NON-CONF.			9-13-0		.40909 192		3-1-0		98		172		191		.47936 191		16		16	
TOTALS		RPI 1-25		RPI 26-50		W-L RECORDS		RPI 51-100		RPI 101-150		RPI 150+								
10-18-0		0-3-0		0-3-0		OVERALL		4-3-0		0-2-0		6-7-0								
8-9-0		0-0-0		0-0-0		HOME		4-3-0		0-1-0		4-5-0								
2-9-0		0-3-0		0-3-0		AWAY		0-0-0		0-1-0		2-2-0								
0-0-0		0-0-0		0-0-0		NEUTRAL		0-0-0		0-0-0		0-0-0								
9-13-0		0-3-0		0-0-0		NON-CONFERENCE		3-1-0		0-2-0		6-7-0								
7-7-0		0-0-0		0-0-0		HOME		3-1-0		0-1-0		4-5-0								
2-6-0		0-3-0		0-0-		AWAY		0-0-0		0-1-0		2-2-0								
0-0-0		0-0-0		0-0-0		NEUTRAL		0-0-0		0-0-0		0-0-0								
1-5-0		0-0-0		0-3-0		CONFERENCE		1-2-0		0-0-0		0-0-0								
1-2-0		0-0-0		0-0-0		HOME		1-2-0		0-0-0		0-0-0								
0-3-0		0-0-0		0-3-0		AWAY		0-0-0		0-0-0		0-0-0								
0-0-0		0-0-0		0-0-0		NEUTRAL		0-0-0		0-0-0		0-0-0								
RPI	S	Opponent		Score		RPI	S	Opponent		Score		RPI	S	Opponent		Score				
4	A	Cl emson		4	5	30	A	Col. of Charleston		1	5	83	H	ETSU		3	2			
4	A	Cl emson		1	2	30	A	Col. of Charleston		2	7	83	H	ETSU		2	3			
4	A	Cl emson		6	7	30	A	Col. of Charleston		7	8	83	H	ETSU		1	0			
												84	H	Maryl and		10	4			
												87	H	UNCW		2	7			
												87	H	UNCW		2	3			
												87	H	UNCW		7	3			

Non-Div. I Games:

William &amp; Mary

Average RPI Win:		136	WON-LOST RECORD		WINNING PCT. RANK		LAST 10 GAMES		STRENGTH OF SCHEDULE		OPP. STRENGTH OF SCHEDULE		TEAM RPI		ADJ RPI		CONF. RPI		ADJ CONF. RPI				
DIV. I ONLY			7-15-0		.31818 239		3-7-0		66		122		172		.48694 172		4		4				
DIV. I NON-CONF.			4-9-0		.30769 232		0-1-0		93		170		212		.46657 212		4		4				
TOTALS		RPI 1-25		RPI 26-50				W-L RECORDS				RPI 51-100				RPI 101-150				RPI 150+			
7-15-0		0-0-0		0-0-0				OVERALL				3-11-0				2-3-0				2-1-0			
4-3-0		0-0-0		0-0-0				HOME				2-1-0				2-2-0				0-0-0			
2-9-0		0-0-0		0-0-0				AWAY				1-8-0				0-1-0				1-0-0			
1-3-0		0-0-0		0-0-0				NEUTRAL				0-2-0				0-0-0				1-1-0			
4-9-0		0-0-0		0-0-0				NON-CONFERENCE				0-5-0				2-3-0				2-1-0			
2-2-0		0-0-0		0-0-0				HOME				0-0-0				2-2-0				0-0-0			
1-4-0		0-0-0		0-0-				AWAY				0-3-0				0-1-0				1-0-0			
1-3-0		0-0-0		0-0-0				NEUTRAL				0-2-0				0-0-0				1-1-0			
3-6-0		0-0-0		0-0-0				CONFERENCE				3-6-0				0-0-0				0-0-0			
2-1-0		0-0-0		0-0-0				HOME				2-1-0				0-0-0				0-0-0			
1-5-0		0-0-0		0-0-0				AWAY				1-5-0				0-0-0				0-0-0			
0-0-0		0-0-0		0-0-0				NEUTRAL				0-0-0				0-0-0				0-0-0			
RPI	S	Opponent		Score		RPI	S	Opponent		Score		RPI	S	Opponent		Score		RPI	S	Opponent		Score	

Non-Div. I Games:

Washington St.

Average RPI Win:	186	WON-LOST	WINNING	LAST 10	STRENGTH OF	OPP. STRENGTH	TEAM	ADJ	CONF.	ADJ CONF.		
Average RPI Loss:	174	RECORD	PCT. RANK	GAMES	SCHEDULE	OF SCHEDULE	RPI	RPI	RPI	RPI		
DIV. I ONLY		11-14-0	.44	189	3-6-0	254	152	173	.48677	173	27	27
DIV. I NON-CONF.		8-14-0	.36364	209	0-6-0	186	146	163	.49686	163	27	27
<hr/>												
TOTALS	RPI 1-25	RPI 26-50		W-L RECORDS		RPI 51-100		RPI 101-150		RPI 150+		
11-14-0	0-0-0	2-0-0		OVERALL		0-3-0		0-1-0		9-10-0		
0-0-0	0-0-0	0-0-0		HOME		0-0-0		0-0-0		0-0-0		
11-14-0	0-0-0	2-0-0		AWAY		0-3-0		0-1-0		9-9-0		
0-0-0	0-0-0	0-0-0		NEUTRAL		0-0-0		0-0-0		0-0-0		
8-14-0	0-0-0	2-0-0		NON-CONFERENCE		0-3-0		0-1-0		6-10-0		
0-0-0	0-0-0	0-0-0		HOME		0-0-0		0-0-0		0-0-0		
8-14-0	0-0-0	2-0-		AWAY		0-3-0		0-1-0		6-10-0		
0-0-0	0-0-0	0-0-0		NEUTRAL		0-0-0		0-0-0		0-0-0		
3-0-0	0-0-0	0-0-0		CONFERENCE		0-0-0		0-0-0		3-0-0		
0-0-0	0-0-0	0-0-0		HOME		0-0-0		0-0-0		0-0-0		
3-0-0	0-0-0	0-0-0		AWAY		0-0-0		0-0-0		3-0-0		
0-0-0	0-0-0	0-0-0		NEUTRAL		0-0-0		0-0-0		0-0-0		
RPI	S	Opponent	Score	RPI	S	Opponent	Score	RPI	S	Opponent	Score	
				30	A	Col. of Charleston	2 1	87	A	UNCW	0 19	
				30	A	Col. of Charleston	6 5	87	A	UNCW	3 12	
								87	A	UNCW	3 6	
								113	A	Rhode Island	5 7	
								166	A	Stony Brook	2 9	
								166	A	Stony Brook	1 5	
								166	A	Stony Brook	4 10	
								167	A	Gardner-Webb	1 5	
								167	A	Gardner-Webb	13 3	
								167	A	Gardner-Webb	2 6	
								171	A	William & Mary	6 1	
								171	A	William & Mary	11 2	
								171	A	William & Mary	10 3	
								212	A	Old Dominion	5 2	
								212	A	Old Dominion	0 11	
								212	A	Old Dominion	8 6	
								246	A	Abilene Christian	2 11	
								246	A	Abilene Christian	9 10	
								246	A	Abilene Christian	4 5	
								275	A	Dartmouth	4 11	
								293	A	Saint Peter's	10 0	
								293	A	Saint Peter's	4 0	
								293	A	Saint Peter's	28 2	
<hr/>												
LAST 10 GAMES												
				293	A	Saint Peter's	28 2	166	A	Stony Brook	2 9	
				293	A	Saint Peter's	4 0	166	A	Stony Brook	1 5	
				293	A	Saint Peter's	10 0	166	A	Stony Brook	4 10	
				275	A	Dartmouth	4 11	87	A	UNCW	3 12	
				113	A	Rhode Island	5 7	87	A	UNCW	3 6	

**Non-Div. I Games:**

Qui nni pi ac

Average RPI Win: 218		WON-LOST RECORD	WINNING PCT. RANK	LAST 10 GAMES	STRENGTH OF SCHEDULE	OPP. STRENGTH OF SCHEDULE	TEAM RPI	ADJ RPI	CONF. RPI	ADJ CONF. RPI		
Average RPI Loss: 141												
DIV. I ONLY		22-8-0	.73333	23	7-3-0	280	219	174	.48636	174	18	18
DIV. I NON-CONF.		15-4-0	.78947	24	1-0-0	286	270	173	.49032	173	18	18
<hr/>												
TOTALS		RPI 1-25		RPI 26-50		W-L RECORDS		RPI 51-100		RPI 101-150		RPI 150+
22-8-0		0-0-0		0-0-0		OVERALL		3-2-0		1-2-0		18-4-0
13-3-0		0-0-0		0-0-0		HOME		1-1-0		0-0-0		12-2-0
6-1-0		0-0-0		0-0-0		AWAY		0-0-0		1-0-0		5-1-0
3-4-0		0-0-0		0-0-0		NEUTRAL		2-1-0		0-2-0		1-1-0
15-4-0		0-0-0		0-0-0		NON-CONFERENCE		2-1-0		1-0-0		12-3-0
9-2-0		0-0-0		0-0-0		HOME		0-0-0		0-0-0		9-2-0
3-0-0		0-0-0		0-0-		AWAY		0-0-0		1-0-0		2-0-0
3-2-0		0-0-0		0-0-0		NEUTRAL		2-1-0		0-0-0		1-1-0
7-4-0		0-0-0		0-0-0		CONFERENCE		1-1-0		0-2-0		6-1-0
4-1-0		0-0-0		0-0-0		HOME		1-1-0		0-0-0		3-0-0
3-1-0		0-0-0		0-0-0		AWAY		0-0-0		0-0-0		3-1-0
0-2-0		0-0-0		0-0-0		NEUTRAL		0-0-0		0-2-0		0-0-0
RPI	S	Opponent	Score	RPI	S	Opponent	Score	RPI	S	Opponent	Score	
						79 H Holy Cross	1 3			124 N Army West Point	2 8	
						79 H Holy Cross	5 1			124 N Army West Point	3 5	
						99 N Air Force	6 4			129 A Wake Forest	5 2	
						99 N Air Force	16 1			154 H NJIT	7 1	
						99 N Air Force	10 11			154 H NJIT	4 0	
										154 H NJIT	1 7	
										154 H NJIT	1 4	
										167 N Gardner-Webb	0 12	
										202 H Lafayette	20 9	
										202 H Lafayette	10 9	
										202 H Lafayette	6 0	
										223 A Bucknell I	12 6	
										223 A Bucknell I	5 1	
										223 A Bucknell I	3 2	
										223 A Bucknell I	2 10	
										255 H UMBC	7 0	
										267 N Georgetown	2 1	
										274 H Rider	5 3	
										274 H Rider	4 3	
										274 H Rider	10 4	
										285 H Coppin St.	3 1	
										285 H Coppin St.	11 3	
										296 A UMES	13 6	
										296 H UMES	16 1	
										297 A Delaware St.	23 5	
<hr/>												
				LAST 10 GAMES								
				202 H Lafayette 10 9				124 N Army West Point 3 5				
				202 H Lafayette 20 9				79 H Holy Cross 5 1				
				202 H Lafayette 6 0				79 H Holy Cross 1 3				
				285 H Coppin St. 11 3				223 A Bucknell I 5 1				
				124 N Army West Point 2 8				223 A Bucknell I 12 6				

Non-Div. I Games:

Navy

Average RPI Win: 167		WON-LOST	WINNING	LAST 10	STRENGTH OF		OPP. STRENGTH	TEAM	ADJ	CONF.	ADJ CONF.
Average RPI Loss: 116		RECORD	PCT. RANK	GAMES	SCHEDULE		OF SCHEDULE	RPI	RPI	RPI	RPI
DIV. I ONLY		17-11-0	.60714	74	7-3-0		263	31	175	.48536	175
DIV. I NON-CONF.		13-9-0	.59091	98	3-1-0		266	12	188	.4809	188
TOTALS		RPI 1-25	RPI 26-50		W-L RECORDS		RPI 51-100		RPI 101-150		RPI 150+
17-11-0	0-1-0	0-1-0		OVERALL		4-3-0		3-2-0		10-4-0	
14-3-0	0-0-0	0-0-0		HOME		4-2-0		1-0-0		9-1-0	
3-5-0	0-0-0	0-0-0		AWAY		0-0-0		2-2-0		1-3-0	
0-3-0	0-1-0	0-1-0		NEUTRAL		0-1-0		0-0-0		0-0-0	
13-9-0	0-1-0	0-1-0		NON-CONFERENCE		4-3-0		3-2-0		6-2-0	
11-3-0	0-0-0	0-0-0		HOME		4-2-0		1-0-0		6-1-0	
2-3-0	0-0-0	0-0-0		AWAY		0-0-0		2-2-0		0-1-0	
0-3-0	0-1-0	0-1-0		NEUTRAL		0-1-0		0-0-0		0-0-0	
4-2-0	0-0-0	0-0-0		CONFERENCE		0-0-0		0-0-0		4-2-0	
3-0-0	0-0-0	0-0-0		HOME		0-0-0		0-0-0		3-0-0	
1-2-0	0-0-0	0-0-0		AWAY		0-0-0		0-0-0		1-2-0	
0-0-0	0-0-0	0-0-0		NEUTRAL		0-0-0		0-0-0		0-0-0	
RPI S Opponent	Score	RPI S Opponent	Score	RPI S Opponent	Score	RPI S Opponent	Score	RPI S Opponent	Score	RPI S Opponent	Score
20 N Kentucky	2 14	29 N Vanderbilt	4 9	65 H San Diego	4 7	117 A Cal St. Fullerton	1 2	65 H San Diego	4 3	117 A Cal St. Fullerton	9 4
				65 H San Diego	5 2	117 A Cal St. Fullerton	10 5	79 H Holy Cross	2 3	118 A Rice	3 4
				79 H Holy Cross	7 1	125 H New Mexico	1 0	79 H Holy Cross	3 2	169 A McNeese	6 7
				79 H Holy Cross	3 2	169 A McNeese	13 9	94 N Mississippi St.	2 3	169 H McNeese	1 3
						187 H Houston Baptist	4 2			187 H Houston Baptist	1 3
						197 A Cincinnati	2 4			197 A Cincinnati	1 2
						197 A Cincinnati	6 2			197 A Cincinnati	2 4
						200 H Columbia	4 3			200 H Columbia	6 2
						200 H Columbia	4 3			200 H Columbia	4 3
						216 H Memphis	2 0			216 H Memphis	2 0
						216 H Memphis	3 0			216 H Memphis	3 0
						216 H Memphis	9 3			216 H Memphis	9 3
						242 H Lamar University	3 1			242 H Lamar University	3 1
						251 H Texas Southern	4 3			251 H Texas Southern	4 3
						291 H Prairie View	9 2			291 H Prairie View	9 2
LAST 10 GAMES				197 A Cincinnati	2 4	216 H Memphis	3 0				
				197 A Cincinnati	4 2	216 H Memphis	2 0				
				197 A Cincinnati	1 2	291 H Prairie View	9 2				
				118 A Rice	3 4	242 H Lamar University	3 1				
				216 H Memphis	9 3	200 H Columbia	6 2				

Non-Div. I Games:

Houston

Average RPI Win: 146		WON-LOST	WINNING	LAST 10	STRENGTH OF		OPP. STRENGTH	TEAM	ADJ	CONF.	ADJ CONF.
Average RPI Loss: 123		RECORD	PCT. RANK	GAMES	SCHEDULE		OF SCHEDULE	RPI	RPI	RPI	RPI
DIV. I ONLY		15-10-0	.6	80	251		18	176	.48523	176	10
DIV. I NON-CONF.		11-5-0	.6875	52	272		7	156	.50028	156	10
TOTALS		RPI 1-25	RPI 26-50		W-L RECORDS		RPI 51-100		RPI 101-150		RPI 150+
15-10-0		0-0-0	1-1-0		OVERALL		3-3-0		3-3-0		8-3-0
11-7-0		0-0-0	1-0-0		HOME		1-2-0		3-3-0		6-2-0
4-3-0		0-0-0	0-1-0		AWAY		2-1-0		0-0-0		2-1-0
0-0-0		0-0-0	0-0-0		NEUTRAL		0-0-0		0-0-0		0-0-0
11-5-0		0-0-0	1-1-0		NON-CONFERENCE		1-2-0		2-1-0		7-1-0
9-3-0		0-0-0	1-0-0		HOME		1-2-0		2-1-0		5-0-0
2-2-0		0-0-0	0-0-		AWAY		0-0-0		0-0-0		2-1-0
0-0-0		0-0-0	0-0-0		NEUTRAL		0-0-0		0-0-0		0-0-0
4-5-0		0-0-0	0-0-0		CONFERENCE		2-1-0		1-2-0		1-2-0
2-4-0		0-0-0	0-0-0		HOME		0-0-0		1-2-0		1-2-0
2-1-0		0-0-0	0-0-0		AWAY		2-1-0		0-0-0		0-0-0
0-0-0		0-0-0	0-0-0		NEUTRAL		0-0-0		0-0-0		0-0-0
RPI	S	Opponent	Score	RPI	S	Opponent	Score	RPI	S	Opponent	Score
				27	A	Nevada	3 5	65	A	San Di ego	2 8
				27	H	Nevada	6 4	65	A	San Di ego	13 2
								65	A	San Di ego	16 7
								91	H	Boston Col lege	20 9
								91	H	Boston Col lege	1 5
								91	H	Boston Col lege	1 3
								120	H	Saint Mary's (CA)	5 6
								120	H	Saint Mary's (CA)	5 4
								120	H	Saint Mary's (CA)	0 7
								129	H	Wake Forest	2 0
								129	H	Wake Forest	7 6
								129	H	Wake Forest	1 3
								189	A	Sacramento St.	4 3
								189	A	Sacramento St.	1 4
								189	H	Sacramento St.	11 10
								189	H	Sacramento St.	9 3
								199	H	Utah	4 3
								199	H	Utah	6 5
								199	H	Utah	4 2
								201	H	Portland	9 11
								201	H	Portland	7 6
								201	H	Portland	6 7
								205	A	San Jose St.	4 1
LAST 10 GAMES											
				201	H	Portland	6 7	120	H	Saint Mary's (CA)	5 6
				201	H	Portland	7 6	120	H	Saint Mary's (CA)	5 4
				201	H	Portland	9 11	65	A	San Di ego	16 7
				27	A	Nevada	3 5	65	A	San Di ego	2 8
				120	H	Saint Mary's (CA)	0 7	65	A	San Di ego	13 2

Non-Div. I Games:

Santa Clara



Average RPI Win:		150	WON-LOST RECORD		WINNING PCT. RANK		LAST 10 GAMES		STRENGTH OF SCHEDULE		OPP. STRENGTH OF SCHEDULE		TEAM RPI		ADJ RPI		CONF. RPI		ADJ CONF. RPI				
Average RPI Loss:		102																					
DIV. I ONLY			7-15-0		.31818 239		4-6-0		57		186		177		.48443 177		16		16				
DIV. I NON-CONF.			6-13-0		.31579 226		3-4-0		42		166		182		.48552 182		14		14				
TOTALS		RPI 1-25		RPI 26-50		W-L RECORDS		RPI 51-100		RPI 101-150		RPI 150+											
7-15-0		1-7-0		0-0-0		OVERALL		1-2-0		1-0-0		4-6-0											
3-8-0		0-4-0		0-0-0		HOME		1-1-0		1-0-0		1-3-0											
4-7-0		1-3-0		0-0-0		AWAY		0-1-0		0-0-0		3-3-0											
0-0-0		0-0-0		0-0-0		NEUTRAL		0-0-0		0-0-0		0-0-0											
6-13-0		1-7-0		0-0-0		NON-CONFERENCE		1-2-0		1-0-0		3-4-0											
3-8-0		0-4-0		0-0-0		HOME		1-1-0		1-0-0		1-3-0											
3-5-0		1-3-0		0-0-		AWAY		0-1-0		0-0-0		2-1-0											
0-0-0		0-0-0		0-0-0		NEUTRAL		0-0-0		0-0-0		0-0-0											
1-2-0		0-0-0		0-0-0		CONFERENCE		0-0-0		0-0-0		1-2-0											
0-0-0		0-0-0		0-0-0		HOME		0-0-0		0-0-0		0-0-0											
1-2-0		0-0-0		0-0-0		AWAY		0-0-0		0-0-0		1-2-0											
0-0-0		0-0-0		0-0-0		NEUTRAL		0-0-0		0-0-0		0-0-0											
RPI	S	Opponent		Score		RPI	S	Opponent		Score		RPI	S	Opponent		Score		RPI	S	Opponent		Score	
1	H	Stanford		2	3					60	A	Cal i forni a	3	9	120	H	Saint Mary' s (CA)	10	6				
14	H	Creighton		6	9					67	H	St. John' s (NY)	10	6	190	A	UC Ri versi de	2	6				
14	H	Creighton		3	6					67	H	St. John' s (NY)	0	8	190	A	UC Ri versi de	10	16				
14	H	Creighton		7	10										190	A	UC Ri versi de	10	5				
22	A	Oregon		4	5										208	A	CSU Bakersfi el d	8	1				
22	A	Oregon		2	7										208	A	CSU Bakersfi el d	15	1				
22	A	Oregon		1	4										208	A	CSU Bakersfi el d	7	14				
22	A	Oregon		9	7										234	H	Northern Col o.	3	5				
															234	H	Northern Col o.	4	6				
															234	H	Northern Col o.	6	2				
															234	H	Northern Col o.	2	12				
LAST 10 GAMES																							
						190	A	UC Ri versi de		10	5	234	H	Northern Col o.		3	5						
						190	A	UC Ri versi de		2	6	234	H	Northern Col o.		2	12						
						190	A	UC Ri versi de		10	16	234	H	Northern Col o.		4	6						
						60	A	Cal i forni a		3	9	234	H	Northern Col o.		6	2						
						120	H	Saint Mary' s (CA)		10	6	22	A	Oregon		9	7						

Non-Div. I Games:

UC Davis

VMI

Average RPI Win: 174		WON-LOST	WINNING	LAST 10	STRENGTH OF	OPP. STRENGTH	TEAM	ADJ	CONF.	ADJ CONF.		
Average RPI Loss: 152		RECORD	PCT. RANK	GAMES	SCHEDULE	OF SCHEDULE	RPI	RPI	RPI	RPI		
DIV. I ONLY		12-13-0	.48	157	4-6-0	169	185	178	.48367	178	14	14
DIV. I NON-CONF.		9-10-0	.47368	157	1-3-0	245	128	215	.46494	215	15	15
<hr/>												
TOTALS		RPI 1-25		RPI 26-50		W-L RECORDS		RPI 51-100		RPI 101-150		RPI 150+
12-13-0		0-0-0		0-0-0		OVERALL		1-2-0		3-5-0		8-6-0
8-5-0		0-0-0		0-0-0		HOME		0-0-0		1-2-0		7-3-0
4-8-0		0-0-0		0-0-0		AWAY		1-2-0		2-3-0		1-3-0
0-0-0		0-0-0		0-0-0		NEUTRAL		0-0-0		0-0-0		0-0-0
9-10-0		0-0-0		0-0-0		NON-CONFERENCE		1-2-0		2-3-0		6-5-0
6-4-0		0-0-0		0-0-0		HOME		0-0-0		1-2-0		5-2-0
3-6-0		0-0-0		0-0-		AWAY		1-2-0		1-1-0		1-3-0
0-0-0		0-0-0		0-0-0		NEUTRAL		0-0-0		0-0-0		0-0-0
3-3-0		0-0-0		0-0-0		CONFERENCE		0-0-0		1-2-0		2-1-0
2-1-0		0-0-0		0-0-0		HOME		0-0-0		0-0-0		2-1-0
1-2-0		0-0-0		0-0-0		AWAY		0-0-0		1-2-0		0-0-0
0-0-0		0-0-0		0-0-0		NEUTRAL		0-0-0		0-0-0		0-0-0
RPI	S	Opponent	Score	RPI	S	Opponent	Score	RPI	S	Opponent	Score	
								64	A	South Carolina	7 6	
								64	A	South Carolina	0 9	
								64	A	South Carolina	2 7	

Non-Div. I Games:

VMI

[illegible]

**Non-Div. I Games:**

George Washi ngton

Average RPI Win: 179		WON-LOST RECORD		WINNING PCT. RANK		LAST 10 GAMES		STRENGTH OF SCHEDULE		OPP. STRENGTH OF SCHEDULE		TEAM RPI		ADJ RPI		CONF. RPI		ADJ CONF. RPI	
DIV. I ONLY		8-18-0		.30769 249		4-6-0		99		273		180		.48299 180		21		21	
DIV. I NON-CONF.		6-14-0		.3 235		2-2-0		36		249		125		.51527 125		21		21	
TOTALS		RPI 1-25		RPI 26-50		W-L RECORDS		RPI 51-100		RPI 101-150		RPI 150+							
8-18-0		0-3-0		0-0-0		OVERALL		1-0-0		2-4-0		5-11-0							
1-2-0		0-0-0		0-0-0		HOME		0-0-0		0-0-0		1-2-0							
7-16-0		0-3-0		0-0-0		AWAY		1-0-0		2-4-0		4-9-0							
0-0-0		0-0-0		0-0-0		NEUTRAL		0-0-0		0-0-0		0-0-0							
6-14-0		0-3-0		0-0-0		NON-CONFERENCE		1-0-0		2-4-0		3-7-0							
0-0-0		0-0-0		0-0-0		HOME		0-0-0		0-0-0		0-0-0							
6-14-0		0-3-0		0-0-		AWAY		1-0-0		2-4-0		3-7-0							
0-0-0		0-0-0		0-0-0		NEUTRAL		0-0-0		0-0-0		0-0-0							
2-4-0		0-0-0		0-0-0		CONFERENCE		0-0-0		0-0-0		2-4-0							
1-2-0		0-0-0		0-0-0		HOME		0-0-0		0-0-0		1-2-0							
1-2-0		0-0-0		0-0-0		AWAY		0-0-0		0-0-0		1-2-0							
0-0-0		0-0-0		0-0-0		NEUTRAL		0-0-0		0-0-0		0-0-0							
RPI	S	Opponent		Score		RPI	S	Opponent		Score		RPI	S	Opponent		Score			
17	A	Indiana		0	18							98	A	Notre Dame		5	3		
17	A	Indiana		3	4							104	A	Central Ark.		6	3		
17	A	Indiana		3	4							104	A	Central Ark.		9	4		
												126	A	Southern Ill.		2	7		
												126	A	Southern Ill.		4	10		
												126	A	Southern Ill.		0	4		
												156	A	Incarnate Word		5	7		
												156	A	Incarnate Word		0	17		
												156	A	Incarnate Word		15	1		
												156	A	Incarnate Word		3	7		
												226	A	Western Ky.		5	0		
												226	A	Western Ky.		2	10		
												226	A	Western Ky.		0	1		
												226	A	Western Ky.		5	9		
												240	H	Central Mich.		0	6		
												240	H	Central Mich.		9	5		
												240	H	Central Mich.		1	8		
												241	A	Ill. -Chi cago		5	1		
												241	A	Ill. -Chi cago		3	18		
												262	A	Ohi o		6	5		
												262	A	Ohi o		1	6		
												262	A	Ohi o		4	12		
LAST 10 GAMES																			
				262	A	Ohi o	4	12	240	H	Central Mich.	1	8						
				262	A	Ohi o	6	5	240	H	Central Mich.	0	6						
				262	A	Ohi o	1	6	98	A	Notre Dame	5	3						
				241	A	Ill. -Chi cago	5	1	17	A	Indiana	3	4						
				240	H	Central Mich.	9	5	17	A	Indiana	3	4						

Non-Div. I Games:

Northern Ill.

Average RPI Win:	154	WON-LOST RECORD	WINNING PCT. RANK	LAST 10 GAMES	STRENGTH OF SCHEDULE	OPP. STRENGTH OF SCHEDULE	TEAM RPI	ADJ RPI	CONF. RPI	ADJ CONF. RPI	
DIV. I ONLY	13-14-0	.48148	152	5-5-0	113	192	181	.48291	181	11	11
DIV. I NON-CONF.	11-13-0	.45833	169	3-4-0	110	181	192	.47869	192	11	11
TOTALS	RPI 1-25	RPI 26-50	W-L RECORDS		RPI 51-100	RPI 101-150	RPI 150+				
13-14-0	0-0-0	1-3-0	OVERALL		3-4-0	1-2-0	8-5-0				
11-10-0	0-0-0	0-2-0	HOME		2-2-0	1-2-0	8-4-0				
1-4-0	0-0-0	0-1-0	AWAY		1-2-0	0-0-0	0-1-0				
1-0-0	0-0-0	1-0-0	NEUTRAL		0-0-0	0-0-0	0-0-0				
11-13-0	0-0-0	1-3-0	NON-CONFERENCE		3-4-0	1-2-0	6-4-0				
9-9-0	0-0-0	0-2-0	HOME		2-2-0	1-2-0	6-3-0				
1-4-0	0-0-0	0-0-	AWAY		1-2-0	0-0-0	0-1-0				
1-0-0	0-0-0	1-0-0	NEUTRAL		0-0-0	0-0-0	0-0-0				
2-1-0	0-0-0	0-0-0	CONFERENCE		0-0-0	0-0-0	2-1-0				
2-1-0	0-0-0	0-0-0	HOME		0-0-0	0-0-0	2-1-0				
0-0-0	0-0-0	0-0-0	AWAY		0-0-0	0-0-0	0-0-0				
0-0-0	0-0-0	0-0-0	NEUTRAL		0-0-0	0-0-0	0-0-0				
RPI	S	Opponent	Score	RPI	S	Opponent	Score	RPI	S	Opponent	Score
				29	N	Vanderbil t	5 1				
				37	H	Indiana St.	3 17				
				42	A	Tennessee Tech	7 27				
				42	H	Tennessee Tech	6 17				

Non-Div. I Games:

Average RPI Win: 140		WON-LOST RECORD		WINNING PCT. RANK		LAST 10 GAMES		STRENGTH OF SCHEDULE		OPP. STRENGTH OF SCHEDULE		TEAM RPI		ADJ RPI		CONF. RPI		ADJ CONF. RPI					
DIV. I ONLY		12-14-0		.46154 167		6-4-0		170		79		182		.48279 182		16		16					
DIV. I NON-CONF.		11-12-0		.47826 153		5-2-0		174		81		183		.4854 183		14		14					
TOTALS		RPI 1-25		RPI 26-50		W-L RECORDS		RPI 51-100		RPI 101-150		RPI 150+											
12-14-0		1-1-0		1-2-0		OVERALL		3-4-0		4-5-0		3-2-0											
7-4-0		0-0-0		1-2-0		HOME		0-0-0		3-2-0		3-0-0											
2-6-0		0-0-0		0-0-0		AWAY		1-3-0		1-2-0		0-1-0											
3-4-0		1-1-0		0-0-0		NEUTRAL		2-1-0		0-1-0		0-1-0											
11-12-0		1-1-0		1-2-0		NON-CONFERENCE		3-4-0		3-3-0		3-2-0		3-2-0									
7-4-0		0-0-0		1-2-0		HOME		0-0-0		3-2-0		3-0-0											
1-4-0		0-0-0		0-0-		AWAY		1-3-0		0-0-0		0-1-0											
3-4-0		1-1-0		0-0-0		NEUTRAL		2-1-0		0-1-0		0-1-0											
1-2-0		0-0-0		0-0-0		CONFERENCE		0-0-0		1-2-0		0-0-0											
0-0-0		0-0-0		0-0-0		HOME		0-0-0		0-0-0		0-0-0											
1-2-0		0-0-0		0-0-0		AWAY		0-0-0		1-2-0		0-0-0											
0-0-0		0-0-0		0-0-0		NEUTRAL		0-0-0		0-0-0		0-0-0											
RPI	S	Opponent		Score		RPI	S	Opponent		Score		RPI	S	Opponent		Score							
11	N	Arkansas		4	3	45	H	San Di ego St.		7	9	73	A	Nebraska		14	8	125	H	New Mexi co		5	4
23	N	Oregon St.		7	16	45	H	San Di ego St.		2	3	73	A	Nebraska		3	22	125	N	New Mexi co		1	3
						45	H	San Di ego St.		5	4	73	A	Nebraska		0	4	144	A	CSUN		5	4
												73	A	Nebraska		2	13	144	A	CSUN		3	5
												77	N	Mi chi gan		8	1	144	A	CSUN		7	10
												82	N	Gonzaga		4	5	147	H	Paci fi c		9	1
												82	N	Gonzaga		8	7	147	H	Paci fi c		9	0
																		147	H	Paci fi c		0	4
																		147	H	Paci fi c		3	8
																		205	A	San Jose St.		4	7
																		232	N	Grand Canyon		1	5
																		275	H	Dartmouth		10	3
																		275	H	Dartmouth		5	0
																		275	H	Dartmouth		11	2
						LAST 10 GAMES																	
						144	A	CSUN		5	4	275	H	Dartmouth		11	2						
						144	A	CSUN		7	10	45	H	San Di ego St.		2	3						
						144	A	CSUN		3	5	45	H	San Di ego St.		5	4						
						275	H	Dartmouth		5	0	45	H	San Di ego St.		7	9						
						275	H	Dartmouth		10	3	125	H	New Mexico		5	4						

Non-Div. I Games:

Cal Poly

Average RPI Win:		209	WON-LOST RECORD		WINNING PCT. RANK		LAST 10 GAMES		STRENGTH OF SCHEDULE		OPP. STRENGTH OF SCHEDULE		TEAM RPI		ADJ RPI		CONF. RPI		ADJ CONF. RPI	
DIV. I ONLY			7-17-0		.29167		256		1-8-0		82		177		183		.48261		183	
DIV. I NON-CONF.			6-9-0		.4		193		0-1-0		144		77		123		.516		123	
TOTALS		RPI 1-25		RPI 26-50		W-L RECORDS		RPI 51-100		RPI 101-150		RPI 150+								
7-17-0		0-3-0		0-4-0		OVERALL		0-3-0		2-4-0		5-3-0								
1-6-0		0-0-0		0-4-0		HOME		0-0-0		1-2-0		0-0-0								
6-11-0		0-3-0		0-0-0		AWAY		0-3-0		1-2-0		5-3-0								
0-0-0		0-0-0		0-0-0		NEUTRAL		0-0-0		0-0-0		0-0-0								
6-9-0		0-3-0		0-1-0		NON-CONFERENCE		0-3-0		1-2-0		5-0-0								
0-1-0		0-0-0		0-1-0		HOME		0-0-0		0-0-0		0-0-0								
6-8-0		0-3-0		0-0-		AWAY		0-3-0		1-2-0		5-0-0								
0-0-0		0-0-0		0-0-0		NEUTRAL		0-0-0		0-0-0		0-0-0								
1-8-0		0-0-0		0-3-0		CONFERENCE		0-0-0		1-2-0		0-3-0								
1-5-0		0-0-0		0-3-0		HOME		0-0-0		1-2-0		0-0-0								
0-3-0		0-0-0		0-0-0		AWAY		0-0-0		0-0-0		0-3-0								
0-0-0		0-0-0		0-0-0		NEUTRAL		0-0-0		0-0-0		0-0-0								
RPI	S	Opponent		Score		RPI	S	Opponent		Score		RPI	S	Opponent		Score				
5	A	Ole Miss		0	4	37	H	Indiana St.		8	10	69	A	Georgi a St.		2	7			
5	A	Ole Miss		3	7	42	H	Tennessee Tech		11	26	69	A	Georgi a St.		5	6			
5	A	Ole Miss		2	7	42	H	Tennessee Tech		6	10	69	A	Georgi a St.		4	8			
						42	H	Tennessee Tech		3	9									
															130	A	La. -Monroe	6	7	
															130	A	La. -Monroe	6	5	
															130	A	La. -Monroe	3	4	
															216	A	Memphi s	10	9	
															216	A	Memphi s	3	1	
															216	A	Memphi s	6	2	
															244	A	Murray St.	4	7	
															244	A	Murray St.	7	13	
															244	A	Murray St.	0	5	
															287	A	Mi ssi ssi ppi Val .	11	6	
															287	A	Mi ssi ssi ppi Val .	6	0	
LAST 10 GAMES																				
						42	H	Tennessee Tech		6	10	244	A	Murray St.		4	7			
						42	H	Tennessee Tech		11	26	37	H	Indiana St.		8	10			
						42	H	Tennessee Tech		3	9	110	H	Jacksonville St.		0	7			
						244	A	Murray St.		0	5	110	H	Jacksonville St.		9	5			
						244	A	Murray St.		7	13	110	H	Jacksonville St.		0	11			

Non-Div. I Games: Robert Morris-S'fiel 11 5 Lindenwood (IL) 4 1

Eastern Ill.

Average RPI Win:		245	WON-LOST RECORD		WINNING PCT. RANK		LAST 10 GAMES		STRENGTH OF SCHEDULE		OPP. STRENGTH OF SCHEDULE		TEAM RPI		ADJ RPI		CONF. RPI		ADJ CONF. RPI	
DIV. I ONLY			13-16-0		.44828 183		7-3-0		130		230		184		.4821 184		24		24	
DIV. I NON-CONF.			6-14-0		.3 235		1-1-0		34		218		205		.47368 205		24		24	
TOTALS		RPI 1-25		RPI 26-50		W-L RECORDS		RPI 51-100		RPI 101-150		RPI 150+								
13-16-0		0-4-0		0-0-0		OVERALL		1-6-0		0-3-0		12-3-0								
12-4-0		0-0-0		0-0-0		HOME		1-2-0		0-2-0		11-0-0								
1-12-0		0-4-0		0-0-0		AWAY		0-4-0		0-1-0		1-3-0								
0-0-0		0-0-0		0-0-0		NEUTRAL		0-0-0		0-0-0		0-0-0								
6-14-0		0-4-0		0-0-0		NON-CONFERENCE		1-6-0		0-3-0		5-1-0								
6-4-0		0-0-0		0-0-0		HOME		1-2-0		0-2-0		5-0-0								
0-10-0		0-4-0		0-0-		AWAY		0-4-0		0-1-0		0-1-0								
0-0-0		0-0-0		0-0-0		NEUTRAL		0-0-0		0-0-0		0-0-0								
7-2-0		0-0-0		0-0-0		CONFERENCE		0-0-0		0-0-0		7-2-0								
6-0-0		0-0-0		0-0-0		HOME		0-0-0		0-0-0		6-0-0								
1-2-0		0-0-0		0-0-0		AWAY		0-0-0		0-0-0		1-2-0								
0-0-0		0-0-0		0-0-0		NEUTRAL		0-0-0		0-0-0		0-0-0								
RPI	S	Opponent		Score		RPI	S	Opponent		Score		RPI	S	Opponent		Score				
4	A	Clemson		8	9			63	H	Kent St.	5 7	109	H	UNCG	2 3					
5	A	Ole Miss		1	3			63	H	Kent St.	1 9	139	A	Wofford	3 5					
5	A	Ole Miss		3	7			63	H	Kent St.	8 2	143	H	Furman	3 8					
5	A	Ole Miss		1	8			64	A	South Carolina	2 15	160	A	High Point	0 12					
								83	A	ETSU	5 10	160	A	High Point	11 2					
								83	A	ETSU	3 7	160	A	High Point	1 6					
								83	A	ETSU	4 8	186	H	Davidson	3 0					
												229	H	The Citadel	8 1					
												257	A	USC Upstate	5 9					
												271	H	Longwood	4 3					
												271	H	Longwood	8 0					
												271	H	Longwood	15 7					
												280	H	Presbyteri an	7 4					
												280	H	Presbyteri an	15 9					
												280	H	Presbyteri an	14 2					
												296	H	UMES	5 1					
												296	H	UMES	8 3					
												296	H	UMES	5 4					
LAST 10 GAMES																				
				160	A	High Point	11 2	271	H	Longwood	8 0									
				160	A	High Point	0 12	271	H	Longwood	4 3									
				160	A	High Point	1 6	186	H	Davidson	3 0									
				139	A	Wofford	3 5	280	H	Presbyteri an	7 4									
				271	H	Longwood	15 7	280	H	Presbyteri an	14 2									

Non-Div. I Games:

Winthrop



Average RPI Win: 205		WON-LOST RECORD		WINNING PCT. RANK		LAST 10 GAMES		STRENGTH OF SCHEDULE		OPP. STRENGTH OF SCHEDULE		TEAM RPI		ADJ RPI		CONF. RPI		ADJ CONF. RPI	
DIV. I ONLY		15-13-0		.53571 124		7-3-0		174		174		185		.48166 185		24		24	
DIV. I NON-CONF.		7-12-0		.36842 207		0-2-0		124		189		244		.44403 244		24		24	
TOTALS		RPI 1-25		RPI 26-50		W-L RECORDS		RPI 51-100		RPI 101-150		RPI 150+							
15-13-0		0-3-0		0-1-0		OVERALL		0-4-0		1-1-0		14-4-0							
10-11-0		0-2-0		0-1-0		HOME		0-4-0		1-1-0		9-3-0							
5-2-0		0-1-0		0-0-0		AWAY		0-0-0		0-0-0		5-1-0							
0-0-0		0-0-0		0-0-0		NEUTRAL		0-0-0		0-0-0		0-0-0							
7-12-0		0-3-0		0-1-0		NON-CONFERENCE		0-4-0		1-1-0		6-3-0							
7-11-0		0-2-0		0-1-0		HOME		0-4-0		1-1-0		6-3-0							
0-1-0		0-1-0		0-0-		AWAY		0-0-0		0-0-0		0-0-0							
0-0-0		0-0-0		0-0-0		NEUTRAL		0-0-0		0-0-0		0-0-0							
8-1-0		0-0-0		0-0-0		CONFERENCE		0-0-0		0-0-0		8-1-0							
3-0-0		0-0-0		0-0-0		HOME		0-0-0		0-0-0		3-0-0							
5-1-0		0-0-0		0-0-0		AWAY		0-0-0		0-0-0		5-1-0							
0-0-0		0-0-0		0-0-0		NEUTRAL		0-0-0		0-0-0		0-0-0							
RPI	S	Opponent		Score		RPI	S	Opponent		Score		RPI	S	Opponent		Score			
10	H	East Carolina		2	7	39	H	Duke		0	4	67	H	St. John's (NY)		1	3		
18	A	NC State		4	21							67	H	St. John's (NY)		0	1		
18	H	NC State		1	4							67	H	St. John's (NY)		1	7		
												87	H	UNCW		3	8		
												135	H	Pepperdi ne		15	2		
												149	H	Cani si us		5	9		
												153	A	UNC Asheville l le		10	1		
												153	A	UNC Asheville l le		9	5		
												153	A	UNC Asheville l le		7	20		
												167	H	Gardner-Webb		12	1		
												167	H	Gardner-Webb		6	3		
												167	H	Gardner-Webb		4	3		
												171	H	William & Mary		12	0		
												171	H	William & Mary		4	3		
												171	H	William & Mary		2	4		
												196	H	Miami (OH)		6	8		
												235	H	Yale		9	5		
												238	H	Western Mich.		5	1		
												261	A	Charleston So.		18	2		
												261	A	Charleston So.		4	3		
												261	A	Charleston So.		6	5		
												266	H	Bowling Green		17	3		
												274	H	Ri der		4	13		
												274	H	Ri der		9	0		
LAST 10 GAMES																			
						153	A	UNC Asheville l le		9	5	167	H	Gardner-Webb		4	3		
						153	A	UNC Asheville l le		7	20	167	H	Gardner-Webb		6	3		
						153	A	UNC Asheville l le		10	1	39	H	Duke		0	4		
						87	H	UNCW		3	8	261	A	Charleston So.		6	5		
						167	H	Gardner-Webb		12	1	261	A	Charleston So.		18	2		

Non-Div. I Games:

Campbell

Average RPI Win:		204	WON-LOST RECORD		WINNING PCT. RANK		LAST 10 GAMES		STRENGTH OF SCHEDULE			OPP. STRENGTH OF SCHEDULE			TEAM RPI		ADJ RPI		CONF. RPI		ADJ CONF. RPI						
DIV. I ONLY			18-9-0		.66667		47		6-4-0			262			193			186		.48142		186		20		20	
DIV. I NON-CONF.			14-7-0		.66667		59		2-2-0			275			259			211		.46694		211		22		22	
TOTALS		RPI 1-25		RPI 26-50				W-L RECORDS				RPI 51-100				RPI 101-150				RPI 150+							
18-9-0		0-0-0		0-0-0				OVERALL				1-3-0				4-1-0				13-5-0							
14-6-0		0-0-0		0-0-0				HOME				1-2-0				1-0-0				12-4-0							
4-3-0		0-0-0		0-0-0				AWAY				0-1-0				3-1-0				1-1-0							
0-0-0		0-0-0		0-0-0				NEUTRAL				0-0-0				0-0-0				0-0-0							
14-7-0		0-0-0		0-0-0				NON-CONFERENCE				0-1-0				1-1-0				13-5-0							
13-4-0		0-0-0		0-0-0				HOME				0-0-0				1-0-0				12-4-0							
1-3-0		0-0-0		0-0-				AWAY				0-1-0				0-1-0				1-1-0							
0-0-0		0-0-0		0-0-0				NEUTRAL				0-0-0				0-0-0				0-0-0							
4-2-0		0-0-0		0-0-0				CONFERENCE				1-2-0				3-0-0				0-0-0							
1-2-0		0-0-0		0-0-0				HOME				1-2-0				0-0-0				0-0-0							
3-0-0		0-0-0		0-0-0				AWAY				0-0-0				3-0-0				0-0-0							
0-0-0		0-0-0		0-0-0				NEUTRAL				0-0-0				0-0-0				0-0-0							
RPI	S	Opponent		Score		RPI	S	Opponent		Score		RPI	S	Opponent		Score		RPI	S	Opponent		Score					

Non-Div. I Games:

Davidson

Average RPI Win:	190	WON-LOST RECORD	WINNING PCT. RANK	LAST 10 GAMES	STRENGTH OF SCHEDULE	OPP. STRENGTH OF SCHEDULE	TEAM RPI	ADJ RPI	CONF. RPI	ADJ CONF. RPI	
Average RPI Loss:	122										
DIV. I ONLY	11-17-0	.39286	209	5-5-0	164	139	187	.48132	187	17	17
DIV. I NON-CONF.	6-13-0	.31579	226	0-2-0	95	110	165	.49592	165	19	19
<hr/>											
TOTALS	RPI 1-25	RPI 26-50		W-L RECORDS	RPI 51-100		RPI 101-150		RPI 150+		
11-17-0	0-1-0	0-0-0		OVERALL	1-6-0		3-7-0		7-3-0		
5-4-0	0-0-0	0-0-0		HOME	0-1-0		0-0-0		5-3-0		
6-13-0	0-1-0	0-0-0		AWAY	1-5-0		3-7-0		2-0-0		
0-0-0	0-0-0	0-0-0		NEUTRAL	0-0-0		0-0-0		0-0-0		
6-13-0	0-1-0	0-0-0		NON-CONFERENCE	1-6-0		2-5-0		3-1-0		
1-2-0	0-0-0	0-0-0		HOME	0-1-0		0-0-0		1-1-0		
5-11-0	0-1-0	0-0-		AWAY	1-5-0		2-5-0		2-0-0		
0-0-0	0-0-0	0-0-0		NEUTRAL	0-0-0		0-0-0		0-0-0		
5-4-0	0-0-0	0-0-0		CONFERENCE	0-0-0		1-2-0		4-2-0		
4-2-0	0-0-0	0-0-0		HOME	0-0-0		0-0-0		4-2-0		
1-2-0	0-0-0	0-0-0		AWAY	0-0-0		1-2-0		0-0-0		
0-0-0	0-0-0	0-0-0		NEUTRAL	0-0-0		0-0-0		0-0-0		
RPI	S	Opponent	Score	RPI	S	Opponent	Score	RPI	S	Opponent	Score
16	A	Texas A&M	1 7					53	A	Bayl or	0 1
								53	A	Bayl or	5 2
								53	A	Bayl or	3 6
								62	A	Loui si ana Tech	3 5
								62	A	Loui si ana Tech	1 3
								62	A	Loui si ana Tech	3 9
								96	H	UTSA	5 6

Non-Div. I Games:

Houston Baptist

Average RPI Win:		209	WON-LOST RECORD		WINNING PCT. RANK		LAST 10 GAMES		STRENGTH OF SCHEDULE		OPP. STRENGTH OF SCHEDULE		TEAM RPI		ADJ RPI		CONF. RPI		ADJ CONF. RPI	
DIV. I ONLY			9-13-0		.40909 202		3-7-0		241		180		188		.48125 188		26		26	
DIV. I NON-CONF.			8-11-0		.42105 186		2-5-0		214		205		160		.49883 160		25		25	
TOTALS		RPI 1-25		RPI 26-50		W-L RECORDS		RPI 51-100		RPI 101-150		RPI 150+								
9-13-0		0-0-0		0-0-0		OVERALL		1-1-0		2-6-0		6-6-0								
0-0-0		0-0-0		0-0-0		HOME		0-0-0		0-0-0		0-0-0								
8-13-0		0-0-0		0-0-0		AWAY		0-1-0		2-6-0		6-6-0								
1-0-0		0-0-0		0-0-0		NEUTRAL		1-0-0		0-0-0		0-0-0								
8-11-0		0-0-0		0-0-0		NON-CONFERENCE		1-1-0		2-6-0		5-4-0								
0-0-0		0-0-0		0-0-0		HOME		0-0-0		0-0-0		0-0-0								
7-11-0		0-0-0		0-0-		AWAY		0-1-0		2-6-0		5-4-0								
1-0-0		0-0-0		0-0-0		NEUTRAL		1-0-0		0-0-0		0-0-0								
1-2-0		0-0-0		0-0-0		CONFERENCE		0-0-0		0-0-0		1-2-0								
0-0-0		0-0-0		0-0-0		HOME		0-0-0		0-0-0		0-0-0								
1-2-0		0-0-0		0-0-0		AWAY		0-0-0		0-0-0		1-2-0								
0-0-0		0-0-0		0-0-0		NEUTRAL		0-0-0		0-0-0		0-0-0								
RPI	S	Opponent		Score		RPI	S	Opponent		Score		RPI	S	Opponent		Score				
								</												

Non-Div. I Games:

Harvard

Average RPI Win:		171	WON-LOST RECORD		WINNING PCT. RANK		LAST 10 GAMES		STRENGTH OF SCHEDULE		OPP. STRENGTH OF SCHEDULE		TEAM RPI		ADJ RPI		CONF. RPI		ADJ CONF. RPI	
DIV. I ONLY			12-14-0		.46154 167		6-4-0		180		172		189		.48069 189		23		23	
DIV. I NON-CONF.			10-13-0		.43478 181		4-3-0		221		144		223		.46239 223		26		26	
TOTALS		RPI 1-25		RPI 26-50		W-L RECORDS		RPI 51-100		RPI 101-150		RPI 150+								
12-14-0		0-0-0		0-0-0		OVERALL		2-6-0		2-0-0		8-8-0								
6-6-0		0-0-0		0-0-0		HOME		2-5-0		1-0-0		3-1-0								
6-7-0		0-0-0		0-0-0		AWAY		0-1-0		1-0-0		5-6-0								
0-1-0		0-0-0		0-0-0		NEUTRAL		0-0-0		0-0-0		0-1-0								
10-13-0		0-0-0		0-0-0		NON-CONFERENCE		2-6-0		2-0-0		6-7-0								
6-6-0		0-0-0		0-0-0		HOME		2-5-0		1-0-0		3-1-0								
4-6-0		0-0-0		0-0-		AWAY		0-1-0		1-0-0		3-5-0								
0-1-0		0-0-0		0-0-0		NEUTRAL		0-0-0		0-0-0		0-1-0								
2-1-0		0-0-0		0-0-0		CONFERENCE		0-0-0		0-0-0		2-1-0								
0-0-0		0-0-0		0-0-0		HOME		0-0-0		0-0-0		0-0-0								
2-1-0		0-0-0		0-0-0		AWAY		0-0-0		0-0-0		2-1-0								
0-0-0		0-0-0		0-0-0		NEUTRAL		0-0-0		0-0-0		0-0-0								
RPI	S	Opponent		Score	RPI	S	Opponent		Score	RPI	S	Opponent		Score						
							71	H	Washington	1	4	120	H	Saint Mary' s (CA)	10	4				
							71	H	Washington	6	4	147	A	Paci fic	9	2				
							71	H	Washi ngton	6	0	176	A	Santa Clara	10	11				
							71	H	Washi ngton	5	8	176	A	Santa Clara	3	9				
							82	H	Gonzaga	3	13	176	H	Santa Clara	4	1				
							82	H	Gonzaga	3	6	176	H	Santa Clara	3	4				
							85	A	San Franci sco	2	8	198	A	New Mexico St.	6	2				
							85	H	San Franci sco	0	2	198	A	New Mexico St.	7	3				
												198	A	New Mexico St.	2	8				
												199	A	Utah	6	7				
												199	A	Utah	7	13				
												199	A	Utah	2	1				
												205	N	San Jose St.	4	5				
												215	H	Milwaukee	4	0				
												215	H	Milwaukee	3	2				
												220	A	UC Santa Barbara	12	3				
												220	A	UC Santa Barbara	2	0				
												220	A	UC Santa Barbara	2	10				
LAST 10 GAMES																				
							120	H	Saint Mary' s (CA)	10	4	199	A	Utah	7	13				
							198	A	New Mexico St.	6	2	199	A	Utah	2	1				
							198	A	New Mexico St.	7	3	220	A	UC Santa Barbara	2	0				
							198	A	New Mexico St.	2	8	220	A	UC Santa Barbara	2	10				
							199	A	Utah	6	7	220	A	UC Santa Barbara	12	3				

**Non-Div. I Games:**

Sacramento St.

Average RPI Win:		145	WON-LOST RECORD		WINNING PCT. RANK		LAST 10 GAMES		STRENGTH OF SCHEDULE		OPP. STRENGTH OF SCHEDULE		TEAM RPI		ADJ RPI		CONF. RPI		ADJ CONF. RPI	
DIV. I ONLY			12-11-0		.52174 131		6-4-0		225		19		190		.48045 190		16		16	
DIV. I NON-CONF.			10-10-0		.5 141		4-3-0		211		20		178		.4884 178		14		14	
TOTALS		RPI 1-25		RPI 26-50		W-L RECORDS		RPI 51-100		RPI 101-150		RPI 150+								
12-11-0		0-1-0		1-1-0		OVERALL		3-5-0		0-1-0		8-3-0								
8-5-0		0-1-0		0-0-0		HOME		1-2-0		0-0-0		7-2-0								
2-4-0		0-0-0		1-1-0		AWAY		1-2-0		0-1-0		0-0-0								
2-2-0		0-0-0		0-0-0		NEUTRAL		1-1-0		0-0-0		1-1-0								
10-10-0		0-1-0		1-1-0		NON-CONFERENCE		3-5-0		0-1-0		6-2-0								
6-4-0		0-1-0		0-0-0		HOME		1-2-0		0-0-0		5-1-0								
2-4-0		0-0-0		1-0-		AWAY		1-2-0		0-1-0		0-0-0								
2-2-0		0-0-0		0-0-0		NEUTRAL		1-1-0		0-0-0		1-1-0								
2-1-0		0-0-0		0-0-0		CONFERENCE		0-0-0		0-0-0		2-1-0								
2-1-0		0-0-0		0-0-0		HOME		0-0-0		0-0-0		2-1-0								
0-0-0		0-0-0		0-0-0		AWAY		0-0-0		0-0-0		0-0-0								
0-0-0		0-0-0		0-0-0		NEUTRAL		0-0-0		0-0-0		0-0-0								
RPI	S	Opponent		Score		RPI	S	Opponent		Score		RPI	S	Opponent		Score				
21	H	UNLV		1 6		27	A	Nevada		9 2		71	A	Washington		2 5				
						27	A	Nevada		0 3		71	A	Washington		6 3				
												71	A	Washington		0 8				
												73	N	Nebraska		8 1				
												73	N	Nebraska		3 8				
												85	H	San Francisco		1 4				
												85	H	San Francisco		1 2				
												85	H	San Francisco		3 2				
														146 A Fresno St.		5 11				
														163 H Valparaiso		4 3				
														163 H Valparaiso		14 5				
														172 N Washington St.		8 1				
														172 N Washington St.		6 7				
														177 H UC Davis		16 10				
														177 H UC Davis		5 10				
														177 H UC Davis		6 2				
														199 H Utah		4 7				
														199 H Utah		2 1				
														199 H Utah		3 2				
														232 H Grand Canyon		9 8				
LAST 10 GAMES						LAST 10 GAMES						LAST 10 GAMES								
						177	H	UC Davis		5 10		27	A	Nevada		0 3				
						177	H	UC Davis		6 2		232	H	Grand Canyon		9 8				
						177	H	UC Davis		16 10		199	H	Utah		4 7				
						146	A	Fresno St.		5 11		199	H	Utah		3 2				
						27	A	Nevada		9 2		199	H	Utah		2 1				

Non-Div. I Games:

UC Ri versi de

Average RPI Win:		170	WON-LOST RECORD		WINNING PCT. RANK		LAST 10 GAMES		STRENGTH OF SCHEDULE		OPP. STRENGTH OF SCHEDULE		TEAM RPI		ADJ RPI		CONF. RPI		ADJ CONF. RPI				
DIV. I ONLY			15-9-0		.625 61		6-3-0		278		35		191		.47958 191		23		23				
DIV. I NON-CONF.			11-7-0		.61111 84		2-1-0		285		11		218		.46364 217		26		26				
TOTALS		RPI 1-25		RPI 26-50		W-L RECORDS		RPI 51-100		RPI 101-150		RPI 150+											
15-9-0		0-1-0		0-1-0		OVERALL		3-0-0		5-3-0		7-4-0											
7-5-0		0-0-0		0-0-0		HOME		1-0-0		5-3-0		1-2-0											
6-3-0		0-1-0		0-0-0		AWAY		1-0-0		0-0-0		5-2-0											
2-1-0		0-0-0		0-1-0		NEUTRAL		1-0-0		0-0-0		1-0-0											
11-7-0		0-1-0		0-1-0		NON-CONFERENCE		3-0-0		5-3-0		3-2-0											
7-5-0		0-0-0		0-0-0		HOME		1-0-0		5-3-0		1-2-0											
2-1-0		0-1-0		0-0-		AWAY		1-0-0		0-0-0		1-0-0											
2-1-0		0-0-0		0-1-0		NEUTRAL		1-0-0		0-0-0		1-0-0											
4-2-0		0-0-0		0-0-0		CONFERENCE		0-0-0		0-0-0		4-2-0											
0-0-0		0-0-0		0-0-0		HOME		0-0-0		0-0-0		0-0-0											
4-2-0		0-0-0		0-0-0		AWAY		0-0-0		0-0-0		4-2-0											
0-0-0		0-0-0		0-0-0		NEUTRAL		0-0-0		0-0-0		0-0-0											
RPI	S	Opponent		Score		RPI	S	Opponent		Score		RPI	S	Opponent		Score							
22	A	Oregon		0	14	46	N	Seton Hall		9	14	71	A	Washington		8	3						
												82	H	Gonzaga		6	4						
												98	N	Notre Dame		11	7						
														Rhode Island		2	1						
														Rhode Island		2	4						
														Rhode Island		1	8						
														Rhode Island		5	4						
														Paci fic		6	5						
														Paci fic		5	8						
														Paci fic		11	2						
														Paci fic		5	3						
														New Mexico St.		2	12						
														New Mexico St.		5	4						
														New Mexico St.		6	12						
														Portland		9	6						
														Albany (NY)		4	6						
														Albany (NY)		6	7						
														Albany (NY)		12	4						
														Chi cago St.		10	1						
														Chi cago St.		13	1						
														Chi cago St.		10	0						
														Youngstown St.		5	2						
LAST 10 GAMES						LAST 10 GAMES						LAST 10 GAMES											
249 A Chi cago St.						10 0						198 A New Mexico St.						6 12					
249 A Chi cago St.						13 1						82 H Gonzaga						6 4					
249 A Chi cago St.						10 1						201 A Portland						9 6					
198 A New Mexico St.						2 12						211 H Albany (NY)						4 6					
198 A New Mexico St.						5 4						211 H Albany (NY)						6 7					

<b>Non-Div. I Games:</b>	<b>British Colum. (CAN)</b>	<b>4</b>	<b>2</b>
--------------------------	-----------------------------	----------	----------

Seattle U

Average RPI Win:		205	WON-LOST RECORD		WINNING PCT. RANK		LAST 10 GAMES		STRENGTH OF SCHEDULE		OPP. STRENGTH OF SCHEDULE		TEAM RPI		ADJ RPI		CONF. RPI		ADJ CONF. RPI	
DIV. I ONLY			4-11-0		.26667 270		4-6-0		77		236		192		.47872 192		26		26	
DIV. I NON-CONF.			3-9-0		.25 252		3-4-0		10		229		129		.51106 129		25		25	
TOTALS		RPI 1-25		RPI 26-50		W-L RECORDS		RPI 51-100		RPI 101-150		RPI 150+								
4-11-0		0-3-0		0-3-0		OVERALL		1-2-0		0-0-0		3-3-0								
1-1-0		0-0-0		0-0-0		HOME		0-0-0		0-0-0		1-1-0								
3-10-0		0-3-0		0-3-0		AWAY		1-2-0		0-0-0		2-2-0								
0-0-0		0-0-0		0-0-0		NEUTRAL		0-0-0		0-0-0		0-0-0								
3-9-0		0-3-0		0-3-0		NON-CONFERENCE		1-2-0		0-0-0		2-1-0								
1-1-0		0-0-0		0-0-0		HOME		0-0-0		0-0-0		1-1-0								
2-8-0		0-3-0		0-0-		AWAY		1-2-0		0-0-0		1-0-0								
0-0-0		0-0-0		0-0-0		NEUTRAL		0-0-0		0-0-0		0-0-0								
1-2-0		0-0-0		0-0-0		CONFERENCE		0-0-0		0-0-0		1-2-0								
0-0-0		0-0-0		0-0-0		HOME		0-0-0		0-0-0		0-0-0								
1-2-0		0-0-0		0-0-0		AWAY		0-0-0		0-0-0		1-2-0								
0-0-0		0-0-0		0-0-0		NEUTRAL		0-0-0		0-0-0		0-0-0								
RPI	S	Opponent		Score		RPI	S	Opponent		Score		RPI	S	Opponent		Score				
16	A	Texas A&M		0	22	39	A	Duke		3	8	80	A	Fordham		4	3			
16	A	Texas A&M		2	8	39	A	Duke		2	7	80	A	Fordham		3	5			
16	A	Texas A&M		2	3	39	A	Duke		2	7	80	A	Fordham		3	4			

Non-Div. I Games:

Cornell



Average RPI Win: 177		WON-LOST	WINNING	LAST 10	STRENGTH OF		OPP. STRENGTH	TEAM	ADJ	CONF.	ADJ CONF.
Average RPI Loss: 150		RECORD	PCT. RANK	GAMES	SCHEDULE		OF SCHEDULE	RPI	RPI	RPI	RPI
DIV. I ONLY		14-13-0	.51852	136	6-3-0		259	143	193	.4783	193
DIV. I NON-CONF.		11-10-0	.52381	136	3-0-0		274	100	190	.4795	190
TOTALS		RPI 1-25	RPI 26-50		W-L RECORDS		RPI 51-100		RPI 101-150		RPI 150+
14-13-0		0-1-0	1-0-0		OVERALL		2-2-0		2-3-0		9-7-0
2-3-0		0-0-0	0-0-0		HOME		0-0-0		0-0-0		2-3-0
8-6-0		0-1-0	0-0-0		AWAY		2-1-0		0-2-0		6-2-0
4-4-0		0-0-0	1-0-0		NEUTRAL		0-1-0		2-1-0		1-2-0
11-10-0		0-1-0	1-0-0		NON-CONFERENCE		0-1-0		2-3-0		8-5-0
1-1-0		0-0-0	0-0-0		HOME		0-0-0		0-0-0		1-1-0
6-5-0		0-1-0	0-0-		AWAY		0-0-0		0-2-0		6-2-0
4-4-0		0-0-0	1-0-0		NEUTRAL		0-1-0		2-1-0		1-2-0
3-3-0		0-0-0	0-0-0		CONFERENCE		2-1-0		0-0-0		1-2-0
1-2-0		0-0-0	0-0-0		HOME		0-0-0		0-0-0		1-2-0
2-1-0		0-0-0	0-0-0		AWAY		2-1-0		0-0-0		0-0-0
0-0-0		0-0-0	0-0-0		NEUTRAL		0-0-0		0-0-0		0-0-0
RPI S	Opponent	Score	RPI S	Opponent	Score	RPI S	Opponent	Score	RPI S	Opponent	Score
19 A	Coastal Caro.	3 6	34 N	Iowa	14 6	63 A	Kent St.	5 1	101 A	Butler	2 6
						63 A	Kent St.	7 2	102 N	Virginia Tech	2 4
						63 A	Kent St.	0 11	136 A	New Orleans	1 10
						84 N	Maryl and	1 13	137 N	UMass Lowell	8 5
									137 N	UMass Lowell	4 3
									158 N	Morehead St.	0 3
									158 N	Morehead St.	2 3
									163 A	Valparaiso	13 5
									167 A	Gardner-Webb	6 1
									167 A	Gardner-Webb	6 8
									221 N	Radford	7 0
									239 A	Dayton	10 2
									239 A	Dayton	0 3
									239 H	Dayton	3 2
									239 H	Dayton	3 4
									240 H	Central Mich.	1 23
									240 H	Central Mich.	4 7
									240 H	Central Mich.	5 2
									259 A	Western Caro.	7 4
									259 A	Western Caro.	20 8
									259 A	Western Caro.	9 8
LAST 10 GAMES						63 A	Kent St.	0 11			
						63 A	Kent St.	5 1			
						239 H	Dayton	3 2			
						239 A	Dayton	10 2			
						239 A	Dayton	0 3			
						240 H	Central Mich.	4 7			
						240 H	Central Mich.	1 23			
						240 H	Central Mich.	5 2			
						163 A	Valparaiso	13 5			
						63 A	Kent St.	7 2			

Non-Div. I Games:

Ball St.

Average RPI Win: 245		WON-LOST	WINNING	LAST 10	STRENGTH OF		OPP. STRENGTH	TEAM	ADJ	CONF.	ADJ CONF.
Average RPI Loss: 171		RECORD	PCT. RANK	GAMES	SCHEDULE		OF SCHEDULE	RPI	RPI	RPI	RPI
DIV. I ONLY		10-14-0	.41667	198	4-5-0		194	288	194	.47794	194
DIV. I NON-CONF.		6-9-0	.4	193	0-0-0		51	285	106	.52225	106
TOTALS		RPI 1-25	RPI 26-50		W-L RECORDS		RPI 51-100		RPI 101-150		RPI 150+
10-14-0		0-0-0	0-1-0		OVERALL		0-3-0		0-3-0		10-7-0
0-0-0		0-0-0	0-0-0		HOME		0-0-0		0-0-0		0-0-0
8-13-0		0-0-0	0-1-0		AWAY		0-3-0		0-3-0		8-6-0
2-1-0		0-0-0	0-0-0		NEUTRAL		0-0-0		0-0-0		2-1-0
6-9-0		0-0-0	0-1-0		NON-CONFERENCE		0-3-0		0-0-0		6-5-0
0-0-0		0-0-0	0-0-0		HOME		0-0-0		0-0-0		0-0-0
4-8-0		0-0-0	0-0-		AWAY		0-3-0		0-0-0		4-4-0
2-1-0		0-0-0	0-0-0		NEUTRAL		0-0-0		0-0-0		2-1-0
4-5-0		0-0-0	0-0-0		CONFERENCE		0-0-0		0-3-0		4-2-0
0-0-0		0-0-0	0-0-0		HOME		0-0-0		0-0-0		0-0-0
4-5-0		0-0-0	0-0-0		AWAY		0-0-0		0-3-0		4-2-0
0-0-0		0-0-0	0-0-0		NEUTRAL		0-0-0		0-0-0		0-0-0
RPI	S	Opponent	Score	RPI	S	Opponent	Score	RPI	S	Opponent	Score
				50	A	Minnesota	1 3	91	A	Arizona	3 13
								91	A	Arizona	2 11
								91	A	Arizona	4 9
								148	A	Oral Roberts	2 5
								148	A	Oral Roberts	2 6
								148	A	Oral Roberts	5 6
								156	A	Incarnate Word	2 6
								156	A	Incarnate Word	4 3
								156	A	Incarnate Word	8 2
								156	A	Incarnate Word	1 2
								234	A	Northern Colo.	4 17
								234	A	Northern Colo.	4 2
								234	A	Northern Colo.	7 9
								234	A	Northern Colo.	6 3
								256	N	Central Conn. St.	4 0
								256	N	Central Conn. St.	2 9
								256	N	Central Conn. St.	2 0
								289	A	Fort Wayne	10 3
								289	A	Fort Wayne	15 0
								289	A	Fort Wayne	2 1
								294	A	Western Ill.	3 6
								294	A	Western Ill.	0 2
								294	A	Western Ill.	2 1
LAST 10 GAMES				LAST 10 GAMES				LAST 10 GAMES			
				148	A	Oral Roberts	5 6	289	A	Fort Wayne	2 1
				148	A	Oral Roberts	2 6	294	A	Western Ill.	2 1
				148	A	Oral Roberts	2 5	294	A	Western Ill.	3 6
				289	A	Fort Wayne	10 3	294	A	Western Ill.	0 2
				289	A	Fort Wayne	15 0	91	A	Arizona	2 11

Non-Div. I Games: Dickinson St. 17 4

North Dakota St.

Average RPI Win: 165		WON-LOST	WINNING	LAST 10	STRENGTH OF		OPP. STRENGTH	TEAM	ADJ	CONF.	ADJ CONF.
Average RPI Loss: 119		RECORD	PCT. RANK	GAMES	SCHEDULE		OF SCHEDULE	RPI	RPI	RPI	RPI
DIV. I ONLY		6-19-0	.24	281	1-9-0		89	175	195	.47622	195
DIV. I NON-CONF.		6-10-0	.375	203	1-1-0		59	234	122	.51622	122
TOTALS		RPI 1-25	RPI 26-50		W-L RECORDS		RPI 51-100		RPI 101-150		RPI 150+
6-19-0	0-0-0	0-0-0		OVERALL		1-5-0		1-9-0		4-5-0	
1-2-0	0-0-0	0-0-0		HOME		0-0-0		0-0-0		1-2-0	
5-17-0	0-0-0	0-0-0		AWAY		1-5-0		1-9-0		3-3-0	
0-0-0	0-0-0	0-0-0		NEUTRAL		0-0-0		0-0-0		0-0-0	
6-10-0	0-0-0	0-0-0		NON-CONFERENCE		1-2-0		1-3-0		4-5-0	
1-2-0	0-0-0	0-0-0		HOME		0-0-0		0-0-0		1-2-0	
5-8-0	0-0-0	0-0-		AWAY		1-2-0		1-3-0		3-3-0	
0-0-0	0-0-0	0-0-0		NEUTRAL		0-0-0		0-0-0		0-0-0	
0-9-0	0-0-0	0-0-0		CONFERENCE		0-3-0		0-6-0		0-0-0	
0-0-0	0-0-0	0-0-0		HOME		0-0-0		0-0-0		0-0-0	
0-9-0	0-0-0	0-0-0		AWAY		0-3-0		0-6-0		0-0-0	
0-0-0	0-0-0	0-0-0		NEUTRAL		0-0-0		0-0-0		0-0-0	
RPI S	Opponent	Score	RPI S	Opponent	Score	RPI S	Opponent	Score	RPI S	Opponent	Score
						61 A	South Ala.	0 5	105 A	Ga. Southern	0 2
						61 A	South Ala.	1 9	105 A	Ga. Southern	1 7
						61 A	South Ala.	0 2	105 A	Ga. Southern	4 11
						87 A	UNCW	6 2	109 A	UNCG	6 4
						87 A	UNCW	0 2	109 A	UNCG	3 10
						87 A	UNCW	1 2	109 A	UNCG	6 11
									119 A	Texas St.	2 3
									119 A	Texas St.	2 7
									119 A	Texas St.	2 8
									129 A	Wake Forest	3 7
									162 A	Elon	2 5
									162 A	Elon	0 10
									162 A	Elon	0 5
									164 A	N. C. Central	6 0
									167 A	Gardner-Webb	8 4
									203 H	Marshall	8 5
									203 H	Marshall	5 14
									203 H	Marshall	2 4
									259 A	Western Caro.	13 3
LAST 10 GAMES											
						61 A	South Ala.	0 2	105 A	Ga. Southern	1 7
						61 A	South Ala.	0 5	105 A	Ga. Southern	0 2
						61 A	South Ala.	1 9	129 A	Wake Forest	3 7
						167 A	Gardner-Webb	8 4	119 A	Texas St.	2 7
						105 A	Ga. Southern	4 11	119 A	Texas St.	2 3

Non-Div. I Games:

Appalachian St.

Miami (OH)

Mi ami (OH)

Average RPI Win:	158	WON-LOST RECORD	WINNING PCT. RANK	LAST 10 GAMES	STRENGTH OF SCHEDULE	OPP. STRENGTH OF SCHEDULE	TEAM RPI	ADJ RPI	CONF. RPI	ADJ CONF. RPI				
DIV. I ONLY		12-13-0	.48	157	5-5-0	204	53	197	.47603	197	5	5		
DIV. I NON-CONF.		9-10-0	.47368	157	2-2-0	246	17	210	.46771	210	6	6		
<hr/>														
TOTALS	RPI 1-25	RPI 26-50		W-L RECORDS		RPI 51-100		RPI 101-150		RPI 150+				
12-13-0	1-0-0	0-3-0		OVERALL		2-4-0		3-3-0		6-3-0				
8-6-0	0-0-0	0-0-0		HOME		0-3-0		2-1-0		6-2-0				
3-7-0	1-0-0	0-3-0		AWAY		1-1-0		1-2-0		0-1-0				
1-0-0	0-0-0	0-0-0		NEUTRAL		1-0-0		0-0-0		0-0-0				
9-10-0	1-0-0	0-3-0		NON-CONFERENCE		2-4-0		2-1-0		4-2-0				
6-5-0	0-0-0	0-0-0		HOME		0-3-0		2-1-0		4-1-0				
2-5-0	1-0-0	0-0-		AWAY		1-1-0		0-0-0		0-1-0				
1-0-0	0-0-0	0-0-0		NEUTRAL		1-0-0		0-0-0		0-0-0				
3-3-0	0-0-0	0-0-0		CONFERENCE		0-0-0		1-2-0		2-1-0				
2-1-0	0-0-0	0-0-0		HOME		0-0-0		0-0-0		2-1-0				
1-2-0	0-0-0	0-0-0		AWAY		0-0-0		1-2-0		0-0-0				
0-0-0	0-0-0	0-0-0		NEUTRAL		0-0-0		0-0-0		0-0-0				
RPI	S	Opponent	Score		RPI	S	Opponent	Score		RPI	S	Opponent	Score	
17	A	Indiana	8	3	44	A	Sam Houston St.	3	5	52	H	Tennessee	5	7
					44	A	Sam Houston St.	6	10	52	H	Tennessee	1	2
					44	A	Sam Houston St.	2	3	52	H	Tennessee	2	3
										60	N	California	3	1
										65	A	San Diego	7	4
										65	A	San Diego	3	4
										133	H	Toledo	9	8
										133	H	Toledo	7	13
										133	H	Toledo	5	4
										142	A	Tulane	1	0
										142	A	Tulane	7	8
										142	A	Tulane	3	5
										170	A	Wright St.	8	14
										175	H	Houston	2	1
										175	H	Houston	4	2
										175	H	Houston	2	4
										237	H	Northern Ky.	5	3
										253	H	UT Martin	6	1
										253	H	UT Martin	4	3
										253	H	UT Martin	5	7
										253	H	UT Martin	6	3
<hr/>														
LAST 10 GAMES					LAST 10 GAMES									
175 H Houston					4	2	142 A Tulane					3	5	
175 H Houston					2	1	133 H Toledo					9	8	
175 H Houston					2	4	133 H Toledo					7	13	
142 A Tulane					1	0	133 H Toledo					5	4	
142 A Tulane					7	8	170 A Wright St.					8	14	

Non-Div. I Games:

Cincinnati

Average RPI Win: 215		WON-LOST	WINNING	LAST 10	STRENGTH OF		OPP. STRENGTH	TEAM	ADJ	CONF.	ADJ CONF.			
Average RPI Loss: 126		RECORD	PCT. RANK	GAMES	SCHEDULE		OF SCHEDULE	RPI	RPI	RPI	RPI			
DIV. I ONLY		16-12-0	.57143	106	6-4-0		218	214	198	.47469	198	23	23	
DIV. I NON-CONF.		13-9-0	.59091	98	3-1-0		255	190	193	.47868	193	26	26	
TOTALS		RPI 1-25	RPI 26-50		W-L RECORDS		RPI 51-100		RPI 101-150		RPI 150+			
16-12-0	0-1-0	0-0-0		OVERALL		1-6-0		0-0-0		15-5-0				
15-5-0	0-0-0	0-0-0		HOME		0-0-0		0-0-0		15-5-0				
1-7-0	0-1-0	0-0-0		AWAY		1-6-0		0-0-0		0-0-0				
0-0-0	0-0-0	0-0-0		NEUTRAL		0-0-0		0-0-0		0-0-0				
13-9-0	0-1-0	0-0-0		NON-CONFERENCE		1-6-0		0-0-0		12-2-0				
12-2-0	0-0-0	0-0-0		HOME		0-0-0		0-0-0		12-2-0				
1-7-0	0-1-0	0-0-		AWAY		1-6-0		0-0-0		0-0-0				
0-0-0	0-0-0	0-0-0		NEUTRAL		0-0-0		0-0-0		0-0-0				
3-3-0	0-0-0	0-0-0		CONFERENCE		0-0-0		0-0-0		3-3-0				
3-3-0	0-0-0	0-0-0		HOME		0-0-0		0-0-0		3-3-0				
0-0-0	0-0-0	0-0-0		AWAY		0-0-0		0-0-0		0-0-0				
0-0-0	0-0-0	0-0-0		NEUTRAL		0-0-0		0-0-0		0-0-0				
RPI	S	Opponent	Score		RPI	S	Opponent	Score		RPI	S	Opponent	Score	
2	A	Texas Tech	0	12						51	A	Al abama	3	0
										51	A	Al abama	2	5
										51	A	Al abama	1	3
										91	A	Ari zona	0	14
										91	A	Ari zona	4	5
										94	A	Mi ssi ssi ppi St.	0	6
										94	A	Mi ssi ssi ppi St.	1	9
													</	

Non-Div. I Games:

New Mexico St.

Average RPI Win: 121		WON-LOST RECORD		WINNING PCT. RANK		LAST 10 GAMES		STRENGTH OF SCHEDULE		OPP. STRENGTH OF SCHEDULE		TEAM RPI		ADJ RPI		CONF. RPI		ADJ CONF. RPI			
DIV. I ONLY		6-20-0		.23077 284		5-5-0		24		201		199		.47441 199		4		4			
DIV. I NON-CONF.		3-17-0		.15 280		2-3-0		77		210		255		.43354 255		4		4			
TOTALS		RPI 1-25		RPI 26-50		W-L RECORDS		RPI 51-100		RPI 101-150		RPI 150+									
6-20-0		2-3-0		0-0-0		OVERALL		0-5-0		1-5-0		3-7-0									
4-3-0		2-2-0		0-0-0		HOME		0-0-0		0-0-0		2-1-0									
2-13-0		0-1-0		0-0-0		AWAY		0-1-0		1-5-0		1-6-0									
0-4-0		0-0-0		0-0-0		NEUTRAL		0-4-0		0-0-0		0-0-0									
3-17-0		0-2-0		0-0-0		NON-CONFERENCE		0-5-0		0-3-0		3-7-0									
2-2-0		0-1-0		0-0-0		HOME		0-0-0		0-0-0		2-1-0									
1-11-0		0-1-0		0-0-		AWAY		0-1-0		0-3-0		1-6-0									
0-4-0		0-0-0		0-0-0		NEUTRAL		0-4-0		0-0-0		0-0-0									
3-3-0		2-1-0		0-0-0		CONFERENCE		0-0-0		1-2-0		0-0-0									
2-1-0		2-1-0		0-0-0		HOME		0-0-0		0-0-0		0-0-0									
1-2-0		0-0-0		0-0-0		AWAY		0-0-0		1-2-0		0-0-0									
0-0-0		0-0-0		0-0-0		NEUTRAL		0-0-0		0-0-0		0-0-0									
RPI	S	Opponent		Score		RPI	S	Opponent		Score		RPI	S	Opponent		Score					
21	A	UNLV		1	3			56	N	Ohio St.		2	7	114	A	Southern Cali forni a		4	0		
21	H	UNLV		0	3			56	N	Ohio St.		13	20	114	A	Southern Cali forni a		2	5		
23	H	Oregon St.		5	9			73	N	Nebraska		4	7	114	A	Southern Cali forni a		0	2		
23	H	Oregon St.		11	8			73	N	Nebraska		2	4	148	A	Oral Roberts		0	3		
23	H	Oregon St.		8	7			93	A	BYU		6	7	148	A	Oral Roberts		3	4		
														148	A	Oral Roberts		4	6		
														176	A	Santa Clara		5	6		
														176	A	Santa Clara		2	4		
														176	A	Santa Clara		3	4		
														189	H	Sacramento St.		13	7		
														189	H	Sacramento St.		7	6		
														189	H	Sacramento St.		1	2		
														190	A	UC Ri versi de		1	2		
														190	A	UC Ri versi de		2	3		
														190	A	UC Ri versi de		7	4		
														205	A	San Jose St.		6	9		
LAST 10 GAMES																					
23 H Oregon St.						11	8	189 H Sacramento St.						13	7						
23 H Oregon St.						5	9	189 H Sacramento St.						1	2						
23 H Oregon St.						8	7	93 A BYU						6	7						
21 H UNLV						0	3	114 A Southern Cali forni a						2	5						
189 H Sacramento St.						7	6	114 A Southern Cali forni a						4	0						

Non-Div. I Games:

Utah

Average RPI Win:		156	WON-LOST RECORD		WINNING PCT. RANK		LAST 10 GAMES		STRENGTH OF SCHEDULE		OPP. STRENGTH OF SCHEDULE		TEAM RPI		ADJ RPI		CONF. RPI		ADJ CONF. RPI	
DIV. I ONLY			7-18-0		.28 260		4-6-0		80		131		200		.47406 200		26		26	
DIV. I NON-CONF.			3-16-0		.15789 278		0-4-0		24		72		181		.48637 181		25		25	
TOTALS		RPI 1-25		RPI 26-50		W-L RECORDS		RPI 51-100		RPI 101-150		RPI 150+								
7-18-0		0-4-0		0-0-0		OVERALL		3-5-0		0-5-0		4-4-0								
4-3-0		0-0-0		0-0-0		HOME		0-0-0		0-1-0		4-2-0								
3-13-0		0-4-0		0-0-0		AWAY		3-5-0		0-2-0		0-2-0								
0-2-0		0-0-0		0-0-0		NEUTRAL		0-0-0		0-2-0		0-0-0								
3-16-0		0-4-0		0-0-0		NON-CONFERENCE		3-5-0		0-5-0		0-2-0								
0-1-0		0-0-0		0-0-0		HOME		0-0-0		0-1-0		0-0-0								
3-13-0		0-4-0		0-0-		AWAY		3-5-0		0-2-0		0-2-0								
0-2-0		0-0-0		0-0-0		NEUTRAL		0-0-0		0-2-0		0-0-0								
4-2-0		0-0-0		0-0-0		CONFERENCE		0-0-0		0-0-0		4-2-0								
4-2-0		0-0-0		0-0-0		HOME		0-0-0		0-0-0		4-2-0								
0-0-0		0-0-0		0-0-0		AWAY		0-0-0		0-0-0		0-0-0								
0-0-0		0-0-0		0-0-0		NEUTRAL		0-0-0		0-0-0		0-0-0								
RPI	S	Opponent		Score		RPI	S	Opponent		Score		RPI	S	Opponent		Score				
21	A	UNLV		3	8			54	A	South Fla.		1	13	106	A	A&M-Corpus Christi		3	6	
21	A	UNLV		3	13			54	A	South Fla.		0	8	112	H	Manhattan		7	8	
21	A	UNLV		0	11			54	A	South Fla.		4	3	118	A	Rice		5	14	
21	A	UNLV		7	13			54	A	South Fla.		6	13	125	N	New Mexi co		9	10	
								96	A	UTSA		9	3	125	N	New Mexi co		1	3	
								96	A	UTSA		11	7	175	A	Houston		2	6	
								96	A	UTSA		2	3	175	A	Houston		3	4	
								96	A	UTSA		5	8	188	H	Harvard		6	11	
														188	H	Harvard		7	1	
														188	H	Harvard		9	6	
														235	H	Yal e		2	8	
														235	H	Yal e		6	5	
														235	H	Yal e		11	10	
LAST 10 GAMES																				
						188	H	Harvard		9	6	235	H	Yal e		6	5			
						188	H	Harvard		7	1	235	H	Yal e		11	10			
						188	H	Harvard		6	11	175	A	Houston		2	6			
						112	H	Manhattan		7	8	175	A	Houston		3	4			
						235	H	Yale		2	8	125	N	New Mexi co		1	3			

Non-Div. I Games:

Col umbi a



Average RPI Win: 167		WON-LOST	WINNING	LAST 10	STRENGTH OF		OPP. STRENGTH	TEAM	ADJ		CONF.	ADJ CONF.
Average RPI Loss: 125		RECORD	PCT. RANK	GAMES	SCHEDULE		OF SCHEDULE	RPI	RPI		RPI	RPI
DIV. I ONLY		10-16-0	.38462	214	64		250	201	.47348		201	10
DIV. I NON-CONF.		6-11-0	.35294	214	104		236	242	.447		242	10
TOTALS		RPI 1-25	RPI 26-50		W-L RECORDS		RPI 51-100		RPI 101-150		RPI 150+	
10-16-0		0-1-0	0-0-0		OVERALL		0-6-0		4-3-0		6-6-0	
8-11-0		0-0-0	0-0-0		HOME		0-3-0		4-3-0		4-5-0	
2-5-0		0-1-0	0-0-0		AWAY		0-3-0		0-0-0		2-1-0	
0-0-0		0-0-0	0-0-0		NEUTRAL		0-0-0		0-0-0		0-0-0	
6-11-0		0-1-0	0-0-0		NON-CONFERENCE		0-3-0		2-2-0		4-5-0	
6-7-0		0-0-0	0-0-0		HOME		0-0-0		2-2-0		4-5-0	
0-4-0		0-1-0	0-0-		AWAY		0-3-0		0-0-0		0-0-0	
0-0-0		0-0-0	0-0-0		NEUTRAL		0-0-0		0-0-0		0-0-0	
4-5-0		0-0-0	0-0-0		CONFERENCE		0-3-0		2-1-0		2-1-0	
2-4-0		0-0-0	0-0-0		HOME		0-3-0		2-1-0		0-0-0	
2-1-0		0-0-0	0-0-0		AWAY		0-0-0		0-0-0		2-1-0	
0-0-0		0-0-0	0-0-0		NEUTRAL		0-0-0		0-0-0		0-0-0	
RPI S	Opponent	Score	RPI S	Opponent	Score	RPI S	Opponent	Score	RPI S	Opponent	Score	
23 A	Oregon St.	3 6				57 A	UCLA	2 7	108 H	UC Irvine	7 6	
						57 A	UCLA	0 13	108 H	UC Irvine	6 3	
						57 A	UCLA	3 15	108 H	UC Irvine	5 6	
						85 H	San Francisco	4 6	108 H	UC Irvine	0 3	
						85 H	San Francisco	4 6	120 H	Saint Mary's (CA)	4 2	
						85 H	San Francisco	0 4	120 H	Saint Mary's (CA)	2 6	
									120 H	Saint Mary's (CA)	7 4	
									176 A	Santa Clara	6 7	
									176 A	Santa Clara	7 6	
									176 A	Santa Clara	11 9	
									191 H	Seattle U	6 9	
									208 H	CSU Bakersfield	5 0	
									208 H	CSU Bakersfield	3 7	
									208 H	CSU Bakersfield	1 5	
									208 H	CSU Bakersfield	8 10	
									219 H	Saint Joseph's	8 0	
									219 H	Saint Joseph's	6 1	
									219 H	Saint Joseph's	8 9	
									219 H	Saint Joseph's	9 2	
LAST 10 GAMES												
						176 A	Santa Clara	7 6	85 H	San Francisco	4 6	
						176 A	Santa Clara	6 7	120 H	Saint Mary's (CA)	4 2	
						176 A	Santa Clara	11 9	120 H	Saint Mary's (CA)	2 6	
						85 H	San Francisco	0 4	120 H	Saint Mary's (CA)	7 4	
						85 H	San Francisco	4 6	191 H	Seattle U	6 9	

Non-Div. I Games:

Portl and

Average RPI Win: 259		WON-LOST RECORD		WINNING PCT. RANK		LAST 10 GAMES		STRENGTH OF SCHEDULE		OPP. STRENGTH OF SCHEDULE		TEAM RPI		ADJ RPI		CONF. RPI		ADJ CONF. RPI	
DIV. I ONLY		11-16-0		.40741 204		4-6-0		182		287		202		.47232 202		18		18	
DIV. I NON-CONF.		9-12-0		.42857 183		2-2-0		235		290		204		.4739 204		18		18	
TOTALS		RPI 1-25		RPI 26-50		W-L RECORDS		RPI 51-100		RPI 101-150		RPI 150+							
11-16-0		0-0-0		0-0-0		OVERALL		0-0-0		0-4-0		11-12-0							
3-1-0		0-0-0		0-0-0		HOME		0-0-0		0-0-0		3-1-0							
7-15-0		0-0-0		0-0-0		AWAY		0-0-0		0-4-0		7-11-0							
1-0-0		0-0-0		0-0-0		NEUTRAL		0-0-0		0-0-0		1-0-0							
9-12-0		0-0-0		0-0-0		NON-CONFERENCE		0-0-0		0-4-0		9-8-0							
1-0-0		0-0-0		0-0-0		HOME		0-0-0		0-0-0		1-0-0							
7-12-0		0-0-0		0-0-		AWAY		0-0-0		0-4-0		7-8-0							
1-0-0		0-0-0		0-0-0		NEUTRAL		0-0-0		0-0-0		1-0-0							
2-4-0		0-0-0		0-0-0		CONFERENCE		0-0-0		0-0-0		2-4-0							
2-1-0		0-0-0		0-0-0		HOME		0-0-0		0-0-0		2-1-0							
0-3-0		0-0-0		0-0-0		AWAY		0-0-0		0-0-0		0-3-0							
0-0-0		0-0-0		0-0-0		NEUTRAL		0-0-0		0-0-0		0-0-0							
RPI	S	Opponent	Score	RPI	S	Opponent	Score	RPI	S	Opponent	Score	RPI	S	Opponent	Score	RPI	S	Opponent	Score
												109	A	UNCG	2	5			
												109	A	UNCG	5	13			
												109	A	UNCG	5	14			
												115	A	VCU	6	8			
												174	A	Navy	9	20			
												174	A	Navy	9	10			
												174	A	Navy	0	6			
												178	A	VMI	6	11			
												178	A	VMI	1	8			
												178	A	VMI	5	10			
												186	A	Davi dson	0	4			
												186	A	Davi dson	1	2			
												186	A	Davi dson	6	3			
												210	A	George Mason	12	13			
												210	A	George Mason	3	2			
												210	A	George Mason	3	12			
												224	H	Lehi gh	2	5			
												224	H	Lehi gh	8	7			
												224	H	Lehi gh	1	0			
												271	A	Longwood	10	6			
												274	N	Ri der	9	8			
												284	H	Vi l l anova	7	6			
												292	A	Fai r l ei gh Di cki nson	10	2			
												296	A	UMES	6	2			
												296	A	UMES	5	3			
												296	A	UMES	4	12			
												296	A	UMES	8	0			
LAST 10 GAMES				LAST 10 GAMES				LAST 10 GAMES				LAST 10 GAMES				LAST 10 GAMES			

Non-Div. I Games:

Lafayette

Average RPI Win:		222	WON-LOST RECORD		WINNING PCT. RANK		LAST 10 GAMES		STRENGTH OF SCHEDULE		OPP. STRENGTH OF SCHEDULE		TEAM RPI		ADJ RPI		CONF. RPI		ADJ CONF. RPI	
DIV. I ONLY			11-12-0		.47826 160		2-8-0		221		210		203		.47188 203		12		12	
DIV. I NON-CONF.			10-4-0		.71429 41		1-0-0		280		282		153		.50206 153		13		13	
TOTALS		RPI 1-25		RPI 26-50		W-L RECORDS		RPI 51-100		RPI 101-150		RPI 150+								
11-12-0		0-3-0		0-0-0		OVERALL		0-3-0		0-0-0		11-6-0								
4-6-0		0-3-0		0-0-0		HOME		0-0-0		0-0-0		4-3-0								
7-6-0		0-0-0		0-0-0		AWAY		0-3-0		0-0-0		7-3-0								
0-0-0		0-0-0		0-0-0		NEUTRAL		0-0-0		0-0-0		0-0-0								
10-4-0		0-0-0		0-0-0		NON-CONFERENCE		0-0-0		0-0-0		10-4-0								
3-1-0		0-0-0		0-0-0		HOME		0-0-0		0-0-0		3-1-0								
7-3-0		0-0-0		0-0-		AWAY		0-0-0		0-0-0		7-3-0								
0-0-0		0-0-0		0-0-0		NEUTRAL		0-0-0		0-0-0		0-0-0								
1-8-0		0-3-0		0-0-0		CONFERENCE		0-3-0		0-0-0		1-2-0								
1-5-0		0-3-0		0-0-0		HOME		0-0-0		0-0-0		1-2-0								
0-3-0		0-0-0		0-0-0		AWAY		0-3-0		0-0-0		0-0-0								
0-0-0		0-0-0		0-0-0		NEUTRAL		0-0-0		0-0-0		0-0-0								
RPI	S	Opponent		Score		RPI	S	Opponent		Score		RPI	S	Opponent		Score				
15	H	Fla. Atlantic		2 3				96 A UTSA		3 4		157	H	UAB		2 5				
15	H	Fla. Atlantic		3 17				96 A UTSA		2 12		157	H	UAB		1 3				
15	H	Fla. Atlantic		6 8				96 A UTSA		2 11		157	H	UAB		6 0				
												162	A	El on		8 6				
												162	A	El on		2 3				
												162	A	El on		11 7				
												195	A	Appalachian St.		14 5				
												195	A	Appalachian St.		5 8				
												195	A	Appalachian St.		4 2				
												243	A	Florida A&M		1 8				
												243	A	Florida A&M		17 5				
												243	A	Florida A&M		9 0				
												259	A	Western Caro.		12 8				
												277	H	Niagara		5 4				
												277	H	Niagara		11 1				
												277	H	Niagara		4 7				
												277	H	Niagara		6 2				
LAST 10 GAMES																				
						15	H	Fla. Atlantic		3 17		96	A	UTSA		3 4				
						15	H	Fla. Atlantic		6 8		157	H	UAB		6 0				
						15	H	Fla. Atlantic		2 3		157	H	UAB		1 3				
						96	A	UTSA		2 12		157	H	UAB		2 5				
						96	A	UTSA		2 11		277	H	Niagara		6 2				

Non-Div. I Games:

Marshall

Average RPI Win: 154		WON-LOST RECORD		WINNING PCT. RANK		LAST 10 GAMES		STRENGTH OF SCHEDULE		OPP. STRENGTH OF SCHEDULE		TEAM RPI		ADJ RPI		CONF. RPI		ADJ CONF. RPI					
DIV. I ONLY		6-14-0		.3		250		3-7-0		166		85		204		.46937		204		9		9	
DIV. I NON-CONF.		5-9-0		.35714		212		2-2-0		226		101		201		.47494		201		8		8	
TOTALS		RPI 1-25		RPI 26-50		W-L RECORDS		RPI 51-100		RPI 101-150		RPI 150+											
6-14-0		0-0-0		1-6-0		OVERALL		2-4-0		0-0-0		3-4-0											
0-3-0		0-0-0		0-3-0		HOME		0-0-0		0-0-0		0-0-0											
5-9-0		0-0-0		1-3-0		AWAY		2-4-0		0-0-0		2-2-0											
1-2-0		0-0-0		0-0-0		NEUTRAL		0-0-0		0-0-0		1-2-0											
5-9-0		0-0-0		1-3-0		NON-CONFERENCE		1-2-0		0-0-0		3-4-0											
0-0-0		0-0-0		0-0-0		HOME		0-0-0		0-0-0		0-0-0											
4-7-0		0-0-0		1-0-		AWAY		1-2-0		0-0-0		2-2-0											
1-2-0		0-0-0		0-0-0		NEUTRAL		0-0-0		0-0-0		1-2-0											
1-5-0		0-0-0		0-3-0		CONFERENCE		1-2-0		0-0-0		0-0-0											
0-3-0		0-0-0		0-3-0		HOME		0-0-0		0-0-0		0-0-0											
1-2-0		0-0-0		0-0-0		AWAY		1-2-0		0-0-0		0-0-0											
0-0-0		0-0-0		0-0-0		NEUTRAL		0-0-0		0-0-0		0-0-0											
RPI	S	Opponent		Score		RPI	S	Opponent		Score		RPI	S	Opponent		Score							
				43	A	Texas		6	2	84	A	Maryl and	5	6	222	N	Omaha	8	14				
				43	A	Texas		7	10	84	A	Maryl and	4	0	222	N	Omaha	5	10				
				43	A	Texas		3	16	84	A	Maryl and	3	4	222	N	Omaha	3	1				
				43	A	Texas		1	12	95	A	Kansas	18	12	240	A	Central Mich.	5	2				
				49	H	Illinois		4	5	95	A	Kansas	2	4	240	A	Central Mich.	3	7				
				49	H	Illinois		4	5	95	A	Kansas	3	10	240	A	Central Mich.	4	2				
				49	H	Illinois		2	4						249	A	Chi cago St.	7	8				
LAST 10 GAMES																							
				84	A	Maryl and		3	4	49	H	Illinois	4	5									
				84	A	Maryl and		5	6	49	H	Illinois	4	5									
				84	A	Maryl and		4	0	240	A	Central Mich.	4	2									
				249	A	Chi cago St.		7	8	240	A	Central Mich.	3	7									
				49	H	Illinois		2	4	240	A	Central Mich.	5	2									

Non-Div. I Games: Judson (IL) 11 1 MacMurray 6 3

Northwestern

Average RPI Win: 179		WON-LOST RECORD		WINNING PCT. RANK		LAST 10 GAMES		STRENGTH OF SCHEDULE		OPP. STRENGTH OF SCHEDULE		TEAM RPI		ADJ RPI		CONF. RPI		ADJ CONF. RPI	
DIV. I ONLY		10-16-0		.38462 214		3-7-0		133		208		205		.46811 205		7		7	
DIV. I NON-CONF.		7-8-0		.46667 165		1-4-0		170		283		217		.46385 216		9		9	
TOTALS		RPI 1-25		RPI 26-50		W-L RECORDS		RPI 51-100		RPI 101-150		RPI 150+							
10-16-0		0-0-0		0-5-0		OVERALL		2-3-0		2-2-0		6-6-0							
7-7-0		0-0-0		0-2-0		HOME		0-0-0		2-2-0		5-3-0							
2-9-0		0-0-0		0-3-0		AWAY		2-3-0		0-0-0		0-3-0							
1-0-0		0-0-0		0-0-0		NEUTRAL		0-0-0		0-0-0		1-0-0							
7-8-0		0-0-0		0-0-0		NON-CONFERENCE		1-1-0		0-1-0		6-6-0							
5-4-0		0-0-0		0-0-0		HOME		0-0-0		0-1-0		5-3-0							
1-4-0		0-0-0		0-0-		AWAY		1-1-0		0-0-0		0-3-0							
1-0-0		0-0-0		0-0-0		NEUTRAL		0-0-0		0-0-0		1-0-0							
3-8-0		0-0-0		0-5-0		CONFERENCE		1-2-0		2-1-0		0-0-0							
2-3-0		0-0-0		0-2-0		HOME		0-0-0		2-1-0		0-0-0							
1-5-0		0-0-0		0-3-0		AWAY		1-2-0		0-0-0		0-0-0							
0-0-0		0-0-0		0-0-0		NEUTRAL		0-0-0		0-0-0		0-0-0							
RPI	S	Opponent	Score	RPI	S	Opponent	Score	RPI	S	Opponent	Score	RPI	S	Opponent	Score				
				27	A	Nevada	4 11	85	A	San Franci sco	6 1	120	H	Saint Mary' s (CA)	2 5				
				27	A	Nevada	9 10	85	A	San Franci sco	0 10	146	H	Fresno St.	10 1				
				27	A	Nevada	4 14	99	A	Air Force	3 1	146	H	Fresno St.	3 6				
				45	H	San Di ego St.	1 11	99	A	Air Force	3 19	146	H	Fresno St.	4 1				
				45	H	San Di ego St.	2 7	99	A	Air Force	4 5	176	H	Santa Clara	1 4				
												182	H	Cal Poly	7 4				
												189	N	Sacramento St.	5 4				
												199	H	Utah	9 6				
												220	A	UC Santa Barbara	1 11				
												220	A	UC Santa Barbara	3 4				
												220	A	UC Santa Barbara	2 9				
												234	H	Northern Col o.	7 4				
												234	H	Northern Col o.	7 12				
												234	H	Northern Col o.	11 10				
												234	H	Northern Col o.	5 6				
												275	H	Dartmouth	4 3				
LAST 10 GAMES																			
				99	A	Air Force	3 19	220	A	UC Santa Barbara	3 4								
				99	A	Air Force	3 1	220	A	UC Santa Barbara	2 9								
				99	A	Air Force	4 5	275	H	Dartmouth	4 3								
				120	H	Saint Mary' s (CA)	2 5	146	H	Fresno St.	10 1								
				220	A	UC Santa Barbara	1 11	146	H	Fresno St.	3 6								

**Non-Div. I Games:**

San Jose St.

Average RPI Win:		205	WON-LOST RECORD		WINNING PCT. RANK		LAST 10 GAMES		STRENGTH OF SCHEDULE		OPP. STRENGTH OF SCHEDULE		TEAM RPI		ADJ RPI		CONF. RPI		ADJ CONF. RPI				
DIV. I ONLY			6-18-0		.25	276	4-6-0		75		242		206		.4679		206	25		25			
DIV. I NON-CONF.			2-13-0		.13333	283	0-1-0		35		108		221		.4629		220	23		23			
TOTALS		RPI 1-25		RPI 26-50				W-L RECORDS		RPI 51-100				RPI 101-150				RPI 150+					
6-18-0		0-3-0		0-1-0				OVERALL		0-6-0				0-1-0				6-7-0					
2-1-0		0-0-0		0-0-0				HOME		0-0-0				0-0-0				2-1-0					
3-14-0		0-3-0		0-0-0				AWAY		0-4-0				0-1-0				3-6-0					
1-3-0		0-0-0		0-1-0				NEUTRAL		0-2-0				0-0-0				1-0-0					
2-13-0		0-3-0		0-1-0				NON-CONFERENCE		0-6-0				0-1-0				2-2-0					
0-0-0		0-0-0		0-0-0				HOME		0-0-0				0-0-0				0-0-0					
1-10-0		0-3-0		0-0-				AWAY		0-4-0				0-1-0				1-2-0					
1-3-0		0-0-0		0-1-0				NEUTRAL		0-2-0				0-0-0				1-0-0					
4-5-0		0-0-0		0-0-0				CONFERENCE		0-0-0				0-0-0				4-5-0					
2-1-0		0-0-0		0-0-0				HOME		0-0-0				0-0-0				2-1-0					
2-4-0		0-0-0		0-0-0				AWAY		0-0-0				0-0-0				2-4-0					
0-0-0		0-0-0		0-0-0				NEUTRAL		0-0-0				0-0-0				0-0-0					
RPI	S	Opponent		Score		RPI	S	Opponent		Score		RPI	S	Opponent		Score		RPI	S	Opponent		Score	
20	A	Kentucky		1	10	34	N	Iowa		6	8	74	N	Pittsburgh		0	2	109	A	UNCG		8	13
20	A	Kentucky		6	15							74	N	Pittsburgh		3	9	170	A	Wright St.		2	8
20	A	Kentucky		6	17							77	A	Mi chi gan		3	10	170	A	Wright St.		6	5
												97	A	Sai nt Loui s		4	6	170	A	Wright St.		0	3
												97	A	Sai nt Loui s		0	8	178	A	VMI		1	11
												97	A	Sai nt Loui s		3	9	178	A	VMI		11	10
																		178	A	VMI		8	11
																		212	N	Ol d Domi ni on		5	4
																		215	H	Mi l waukee		12	7
																		215	H	Mi l waukee		6	3
																		215	H	Mi l waukee		6	16
																		241	A	I l l . -Chi cago		2	1
																		241	A	I l l . -Chi cago		1	8
																		241	A	I l l . -Chi cago		3	4
						LAST 10 GAMES																	
						215	H	Mi l waukee		12	7	241	A	I l l . -Chi cago		3	4						
						215	H	Mi l waukee		6	3	77	A	Mi chi gan		3	10						
						215	H	Mi l waukee		6	16	170	A	Wri ght St.		6	5						
						241	A	I l l . -Chi cago		2	1	170	A	Wri ght St.		2	8						
						241	A	I l l . -Chi cago		1	8	170	A	Wri ght St.		0	3						

Non-Div. I Games:

Oakl and

Average RPI Win:	170	WON-LOST RECORD	WINNING PCT. RANK	LAST 10 GAMES	STRENGTH OF SCHEDULE	OPP. STRENGTH OF SCHEDULE	TEAM RPI	ADJ RPI	CONF. RPI	ADJ CONF. RPI					
DIV. I ONLY		5-15-0	.25	276	2-8-0	125	231	207	.46775	207	22	22			
DIV. I NON-CONF.		3-11-0	.21429	264	0-4-0	61	235	202	.47489	202	20	20			
<hr/>															
TOTALS	RPI 1-25	RPI 26-50		W-L RECORDS		RPI 51-100		RPI 101-150		RPI 150+					
5-15-0	0-0-0	0-0-0		OVERALL		0-2-0		2-7-0		3-6-0					
0-2-0	0-0-0	0-0-0		HOME		0-2-0		0-0-0		0-0-0					
5-13-0	0-0-0	0-0-0		AWAY		0-0-0		2-7-0		3-5-0					
0-0-0	0-0-0	0-0-0		NEUTRAL		0-0-0		0-0-0		0-0-0					
3-11-0	0-0-0	0-0-0		NON-CONFERENCE		0-2-0		2-7-0		1-2-0					
0-2-0	0-0-0	0-0-0		HOME		0-2-0		0-0-0		0-0-0					
3-9-0	0-0-0	0-0-		AWAY		0-0-0		2-7-0		1-2-0					
0-0-0	0-0-0	0-0-0		NEUTRAL		0-0-0		0-0-0		0-0-0					
2-4-0	0-0-0	0-0-0		CONFERENCE		0-0-0		0-0-0		2-4-0					
0-0-0	0-0-0	0-0-0		HOME		0-0-0		0-0-0		0-0-0					
2-4-0	0-0-0	0-0-0		AWAY		0-0-0		0-0-0		2-4-0					
0-0-0	0-0-0	0-0-0		NEUTRAL		0-0-0		0-0-0		0-0-0					
<hr/>															
RPI	S	Opponent	Score	RPI	S	Opponent	Score	RPI	S	Opponent	Score				
				67 H St. John's (NY)				2	8	115 A VCU			3	18	
				67 H St. John's (NY)				0	4	115 A VCU			1	2	
										115 A VCU			1	3	
										134 A Northwestern St.			1	9	
										134 A Northwestern St.			2	3	
										134 A Northwestern St.			10	3	
										141 A Richmond			2	3	
										141 A Richmond			5	4	
										141 A Richmond			4	6	
										155 A Liberty			2	3	
										155 A Liberty			6	10	
										155 A Liberty			4	2	
										166 A Stony Brook			12	15	
										166 A Stony Brook			8	6	
										166 A Stony Brook			5	7	
										255 A UMBC			6	8	
										255 A UMBC			1	6	
										255 A UMBC			5	3	
				LAST 10 GAMES											
				255 A UMBC				5	3	166 A Stony Brook				5	7
				255 A UMBC				1	6	166 A Stony Brook				8	6
				255 A UMBC				6	8	166 A Stony Brook				12	15
				67 H St. John's (NY)				2	8	115 A VCU				3	18
				67 H St. John's (NY)				0	4	115 A VCU				1	2

**Non-Div. I Games:**

Bi nghamton

Average RPI Win: 198		WON-LOST	WINNING	LAST 10	STRENGTH OF		OPP. STRENGTH	TEAM	ADJ		CONF.	ADJ CONF.		
Average RPI Loss: 122		RECORD	PCT. RANK	GAMES	SCHEDULE		OF SCHEDULE	RPI	RPI		RPI	RPI		
DIV. I ONLY		10-16-0	.38462	214	4-6-0		183	135	208		23	23		
DIV. I NON-CONF.		9-14-0	.3913	197	3-4-0		218	80	222		26	26		
TOTALS		RPI 1-25	RPI 26-50		W-L RECORDS		RPI 51-100		RPI 101-150		RPI 150+			
10-16-0		1-0-0	0-4-0		OVERALL		0-4-0		1-2-0		8-6-0			
6-4-0		1-0-0	0-0-0		HOME		0-0-0		1-1-0		4-3-0			
4-12-0		0-0-0	0-4-0		AWAY		0-4-0		0-1-0		4-3-0			
0-0-0		0-0-0	0-0-0		NEUTRAL		0-0-0		0-0-0		0-0-0			
9-14-0		1-0-0	0-4-0		NON-CONFERENCE		0-4-0		1-2-0		7-4-0			
6-4-0		1-0-0	0-0-0		HOME		0-0-0		1-1-0		4-3-0			
3-10-0		0-0-0	0-0-		AWAY		0-4-0		0-1-0		3-1-0			
0-0-0		0-0-0	0-0-0		NEUTRAL		0-0-0		0-0-0		0-0-0			
1-2-0		0-0-0	0-0-0		CONFERENCE		0-0-0		0-0-0		1-2-0			
0-0-0		0-0-0	0-0-0		HOME		0-0-0		0-0-0		0-0-0			
1-2-0		0-0-0	0-0-0		AWAY		0-0-0		0-0-0		1-2-0			
0-0-0		0-0-0	0-0-0		NEUTRAL		0-0-0		0-0-0		0-0-0			
RPI	S	Opponent	Score		RPI	S	Opponent	Score		RPI	S	Opponent	Score	
21	H	UNLV	4	0	30	A	Col. of Charleston	1	13	60	A	Cal i forn i a	6	17
					30	A	Col. of Charleston	3	7	60	A	Cal i forn i a	2	13
					30	A	Col. of Charleston	1	10	60	A	Cal i forn i a	3	5
					45	A	San Diego St.	4	5	60	A	Cal i forn i a	2	23

Non-Div. I Games:

CSU Bakersfield



Average RPI Win:		214	WON-LOST RECORD		WINNING PCT. RANK		LAST 10 GAMES		STRENGTH OF SCHEDULE		OPP. STRENGTH OF SCHEDULE		TEAM RPI	ADJ RPI		CONF. RPI	ADJ CONF. RPI		
DIV. I ONLY			8-19-0		.2963 253		4-6-0		127		252		209	.4671 209		22	22		
DIV. I NON-CONF.			4-17-0		.19048 270		0-4-0		53		254		214	.46566 214		20	20		
TOTALS		RPI 1-25		RPI 26-50		W-L RECORDS		RPI 51-100		RPI 101-150		RPI 150+							
8-19-0		0-4-0		0-0-0		OVERALL		1-2-0		0-0-0		7-13-0							
3-0-0		0-0-0		0-0-0		HOME		0-0-0		0-0-0		3-0-0							
3-17-0		0-3-0		0-0-0		AWAY		1-2-0		0-0-0		2-10-0							
2-2-0		0-0-0		0-0-0		NEUTRAL		0-0-0		0-0-0		2-2-0							
4-17-0		0-4-0		0-0-0		NON-CONFERENCE		1-2-0		0-0-0		3-11-0							
0-0-0		0-0-0		0-0-0		HOME		0-0-0		0-0-0		0-0-0							
2-15-0		0-4-0		0-0-		AWAY		1-2-0		0-0-0		1-9-0							
2-2-0		0-0-0		0-0-0		NEUTRAL		0-0-0		0-0-0		2-2-0							
4-2-0		0-0-0		0-0-0		CONFERENCE		0-0-0		0-0-0		4-2-0							
3-0-0		0-0-0		0-0-0		HOME		0-0-0		0-0-0		3-0-0							
1-2-0		0-0-0		0-0-0		AWAY		0-0-0		0-0-0		1-2-0							
0-0-0		0-0-0		0-0-0		NEUTRAL		0-0-0		0-0-0		0-0-0							
RPI	S	Opponent		Score		RPI	S	Opponent		Score		RPI	S	Opponent		Score			
2	A	Texas Tech		2	4					76	A	Miami (FL)	6	1	156	A	Incarnate Word	8	9
2	A	Texas Tech		6	21					76	A	Miami (FL)	1	7	156	A	Incarnate Word	0	2
2	A	Texas Tech		5	12					76	A	Miami (FL)	6	7	198	A	New Mexico St.	5	8
2	A	Texas Tech		1	12										198	A	New Mexico St.	7	14
															198	A	New Mexico St.	6	10
															198	A	New Mexico St.	5	6
															211	H	Albany (NY)	4	1
															211	H	Albany (NY)	17	1
															211	H	Albany (NY)	10	2
															231	A	UTRGV	3	4
															231	A	UTRGV	3	7
															231	A	UTRGV	7	5
															231	A	UTRGV	1	12
															250	A	Hartford	3	5
															250	A	Hartford	6	1
															250	A	Hartford	0	1
															262	N	Ohio	2	6
															262	N	Ohio	2	1
															262	N	Ohio	5	7
															262	N	Ohio	5	1
						LAST 10 GAMES													
						211	H	Albany (NY)	17	1	250	A	Hartford	3	5				
						211	H	Albany (NY)	4	1	198	A	New Mexico St.	5	8				
						211	H	Albany (NY)	10	2	198	A	New Mexico St.	7	14				
						250	A	Hartford	6	1	198	A	New Mexico St.	6	10				
						250	A	Hartford	0	1	198	A	New Mexico St.	5	6				

Non-Div. I Games:

Maine

Average RPI Win:		221	WON-LOST RECORD		WINNING PCT. RANK		LAST 10 GAMES		STRENGTH OF SCHEDULE		OPP. STRENGTH OF SCHEDULE		TEAM RPI	ADJ RPI		CONF. RPI	ADJ CONF. RPI						
DIV. I ONLY			13-13-0		.5	142	7-3-0		187		216		210	.46683		210	20	20					
DIV. I NON-CONF.			8-11-0		.42105	186	2-2-0		220		203		238	.45017		238	22	22					
TOTALS		RPI 1-25		RPI 26-50			W-L RECORDS			RPI 51-100			RPI 101-150			RPI 150+							
13-13-0		0-1-0		0-1-0			OVERALL			0-0-0			3-8-0			10-3-0							
11-3-0		0-0-0		0-0-0			HOME			0-0-0			2-1-0			9-2-0							
1-4-0		0-1-0		0-0-0			AWAY			0-0-0			1-2-0			0-1-0							
1-6-0		0-0-0		0-1-0			NEUTRAL			0-0-0			0-5-0			1-0-0							
8-11-0		0-1-0		0-1-0			NON-CONFERENCE			0-0-0			1-6-0			7-3-0							
6-2-0		0-0-0		0-0-0			HOME			0-0-0			0-0-0			6-2-0							
1-4-0		0-1-0		0-0-			AWAY			0-0-0			1-2-0			0-1-0							
1-5-0		0-0-0		0-1-0			NEUTRAL			0-0-0			0-4-0			1-0-0							
5-2-0		0-0-0		0-0-0			CONFERENCE			0-0-0			2-2-0			3-0-0							
5-1-0		0-0-0		0-0-0			HOME			0-0-0			2-1-0			3-0-0							
0-0-0		0-0-0		0-0-0			AWAY			0-0-0			0-0-0			0-0-0							
0-1-0		0-0-0		0-0-0			NEUTRAL			0-0-0			0-1-0			0-0-0							
RPI	S	Opponent		Score		RPI	S	Opponent		Score		RPI	S	Opponent		Score		RPI	S	Opponent		Score	
18	A	NC State		2	3	33	N	Louisville		8	15			101	N	Butler		4	5				
														101	N	Butler		1	12				
														101	N	Butler		3	5				
														101	N	Butler		0	3				
														140	A	FIU		12	8				
														140	A	FIU		3	14				
														140	A	FIU		0	16				
														141	H	Richmond		5	1				
														141	H	Richmond		1	5				
														141	H	Richmond		1	0				
														141	N	Richmond		2	16				
														202	H	Lafayette		13	12				
														202	H	Lafayette		2	3				
														202	H	Lafayette		12	3				
														218	H	Fairfield		7	5				
														218	H	Fairfield		7	1				
														218	H	Fairfield		5	13				
														229	A	The Citadel		0	3				
														255	H	UMBC		11	4				
														263	H	St. Bonaventure		6	0				
														263	H	St. Bonaventure		4	0				
														263	H	St. Bonaventure		7	6				
														281	H	Towson		14	7				
														284	N	Villanova		6	1				
LAST 10 GAMES																							
						141	H	Richmond		1	5	263	H	St. Bonaventure		6	0						
						141	H	Richmond		5	1	263	H	St. Bonaventure		7	6						
						141	H	Richmond		1	0	263	H	St. Bonaventure		4	0						
						255	H	UMBC		11	4	202	H	Lafayette		13	12						
						18	A	NC State		2	3	202	H	Lafayette		2	3						

Non-Div. I Games:

George Mason

Average RPI Win:	216	WON-LOST RECORD	WINNING PCT. RANK	LAST 10 GAMES	STRENGTH OF SCHEDULE	OPP. STRENGTH OF SCHEDULE	TEAM RPI	ADJ RPI	CONF. RPI	ADJ CONF. RPI	
Average RPI Loss:	189										
DIV. I ONLY	9-11-0	.45	182	4-6-0	257	264	211	.46634	211	22	22
DIV. I NON-CONF.	8-6-0	.57143	108	3-1-0	199	287	114	.5187	114	20	20
<hr/>											
TOTALS	RPI 1-25	RPI 26-50		W-L RECORDS		RPI 51-100		RPI 101-150		RPI 150+	
9-11-0	0-0-0	0-0-0		OVERALL		0-0-0		2-4-0		7-7-0	
0-1-0	0-0-0	0-0-0		HOME		0-0-0		0-0-0		0-1-0	
8-8-0	0-0-0	0-0-0		AWAY		0-0-0		1-2-0		7-6-0	
1-2-0	0-0-0	0-0-0		NEUTRAL		0-0-0		1-2-0		0-0-0	
8-6-0	0-0-0	0-0-0		NON-CONFERENCE		0-0-0		1-2-0		7-4-0	
0-1-0	0-0-0	0-0-0		HOME		0-0-0		0-0-0		0-1-0	
8-5-0	0-0-0	0-0-		AWAY		0-0-0		1-2-0		7-3-0	
0-0-0	0-0-0	0-0-0		NEUTRAL		0-0-0		0-0-0		0-0-0	
1-5-0	0-0-0	0-0-0		CONFERENCE		0-0-0		1-2-0		0-3-0	
0-0-0	0-0-0	0-0-0		HOME		0-0-0		0-0-0		0-0-0	
0-3-0	0-0-0	0-0-0		AWAY		0-0-0		0-0-0		0-3-0	
1-2-0	0-0-0	0-0-0		NEUTRAL		0-0-0		1-2-0		0-0-0	
RPI	S	Opponent	Score	RPI	S	Opponent	Score	RPI	S	Opponent	Score
								137	N	UMass Lowell I	1 0
								137	N	UMass Lowell I	2 3
								137	N	UMass Lowell I	0 1
								138	A	James Madison	2 6
								138	A	James Madison	3 4
								138	A	James Madison	8 5
								191	A	Seattle U	4 12
								191	A	Seattle U	6 4
								191	A	Seattle U	7 6
								209	A	Maine	1 4
								209	A	Maine	1 17
								209	A	Maine	2 10
								213	H	Massachusetts	7 8
								217	A	Hofstra	6 4
								217	A	Hofstra	4 1
								217	A	Hofstra	8 9
								281	A	Towson	7 8
								281	A	Towson	2 0
								281	A	Towson	15 3
								293	A	Saint Peter's	10 6
LAST 10 GAMES				LAST 10 GAMES							
				209	A	Maine	1 17	137	N	UMass Lowell I	1 0
				209	A	Maine	1 4	137	N	UMass Lowell I	2 3
				209	A	Maine	2 10	293	A	Saint Peter's	10 6
				213	H	Massachusetts	7 8	217	A	Hofstra	6 4
				137	N	UMass Lowell I	0 1	217	A	Hofstra	4 1

Non-Div. I Games:

Albany (NY)

Average RPI Win: 138		WON-LOST	WINNING	LAST 10	STRENGTH OF		OPP. STRENGTH	TEAM	ADJ		CONF.	ADJ CONF.
Average RPI Loss: 110		RECORD	PCT. RANK	GAMES	SCHEDULE		OF SCHEDULE	RPI	RPI		RPI	RPI
DIV. I ONLY		10-16-0	.38462	214	3-7-0		112	133	212		12	12
DIV. I NON-CONF.		7-10-0	.41176	190	0-1-0		142	186	233		13	13
TOTALS		RPI 1-25	RPI 26-50		W-L RECORDS		RPI 51-100		RPI 101-150		RPI 150+	
10-16-0		1-3-0	0-1-0		OVERALL		2-2-0		3-4-0		4-6-0	
8-11-0		1-2-0	0-0-0		HOME		1-2-0		2-2-0		4-5-0	
1-3-0		0-1-0	0-0-0		AWAY		0-0-0		1-2-0		0-0-0	
1-2-0		0-0-0	0-1-0		NEUTRAL		1-0-0		0-0-0		0-1-0	
7-10-0		0-1-0	0-1-0		NON-CONFERENCE		2-2-0		2-2-0		3-4-0	
6-7-0		0-0-0	0-0-0		HOME		1-2-0		2-2-0		3-3-0	
0-1-0		0-1-0	0-0-		AWAY		0-0-0		0-0-0		0-0-0	
1-2-0		0-0-0	0-1-0		NEUTRAL		1-0-0		0-0-0		0-1-0	
3-6-0		1-2-0	0-0-0		CONFERENCE		0-0-0		1-2-0		1-2-0	
2-4-0		1-2-0	0-0-0		HOME		0-0-0		0-0-0		1-2-0	
1-2-0		0-0-0	0-0-0		AWAY		0-0-0		1-2-0		0-0-0	
0-0-0		0-0-0	0-0-0		NEUTRAL		0-0-0		0-0-0		0-0-0	
RPI S	Opponent	Score	RPI S	Opponent	Score	RPI S	Opponent	Score	RPI S	Opponent	Score	
10 A	East Carolina	3 10	34 N	Iowa	1 4	66 H	Kansas St.	3 11	111 H	Rutgers	6 7	
15 H	Fla. Atlantic	7 12				66 H	Kansas St.	11 8	111 H	Rutgers	6 9	
15 H	Fla. Atlantic	2 1				66 H	Kansas St.	5 11	111 H	Rutgers	4 3	
15 H	Fla. Atlantic	5 10				97 N	Saint Louis	8 3	140 A	FIU	4 3	
									140 A	FIU	7 8	
									140 A	FIU	4 5	
									141 H	Richmond	4 2	
									168 H	Middle Tenn.	2 5	
									168 H	Middle Tenn.	8 7	
									168 H	Middle Tenn.	5 10	
									171 H	William & Mary	2 5	
									173 H	Quinnipiac	6 8	
									173 H	Quinnipiac	11 0	
									173 H	Quinnipiac	2 5	
									178 H	VMI	19 4	
									206 N	Oakland	4 5	
									295 H	Norfolk St.	9 1	
LAST 10 GAMES												
						168 H	Middle Tenn.	8 7	140 A	FIU	7 8	
						168 H	Middle Tenn.	2 5	140 A	FIU	4 5	
						168 H	Middle Tenn.	5 10	15 H	Fla. Atlantic	2 1	
						171 H	William & Mary	2 5	15 H	Fla. Atlantic	7 12	
						140 A	FIU	4 3	15 H	Fla. Atlantic	5 10	

Non-Div. I Games:

Old Domini on

Average RPI Win:	211	WON-LOST RECORD	WINNING PCT. RANK	LAST 10 GAMES	STRENGTH OF SCHEDULE	OPP. STRENGTH OF SCHEDULE	TEAM RPI	ADJ RPI	CONF. RPI	ADJ CONF. RPI										
DIV. I ONLY		9-8-0	.52941	129	5-5-0	261	211	213	.46528	213	20	20								
DIV. I NON-CONF.		7-4-0	.63636	77	3-1-0	256	177	159	.49916	159	22	22								
<hr/>																				
TOTALS	RPI 1-25		RPI 26-50		W-L RECORDS		RPI 51-100		RPI 101-150		RPI 150+									
9-8-0	0-0-0		0-0-0		OVERALL		1-4-0		1-2-0		7-2-0									
1-2-0	0-0-0		0-0-0		HOME		0-0-0		0-0-0		1-2-0									
2-2-0	0-0-0		0-0-0		AWAY		0-0-0		1-2-0		1-0-0									
6-4-0	0-0-0		0-0-0		NEUTRAL		1-4-0		0-0-0		5-0-0									
<hr/>																				
7-4-0	0-0-0		0-0-0		NON-CONFERENCE		1-4-0		0-0-0		6-0-0									
0-0-0	0-0-0		0-0-0		HOME		0-0-0		0-0-0		0-0-0									
1-0-0	0-0-0		0-0-		AWAY		0-0-0		0-0-0		1-0-0									
6-4-0	0-0-0		0-0-0		NEUTRAL		1-4-0		0-0-0		5-0-0									
<hr/>																				
2-4-0	0-0-0		0-0-0		CONFERENCE		0-0-0		1-2-0		1-2-0									
1-2-0	0-0-0		0-0-0		HOME		0-0-0		0-0-0		1-2-0									
1-2-0	0-0-0		0-0-0		AWAY		0-0-0		1-2-0		0-0-0									
0-0-0	0-0-0		0-0-0		NEUTRAL		0-0-0		0-0-0		0-0-0									
<hr/>																				
RPI	S	Opponent	Score	RPI	S	Opponent	Score	RPI	S	Opponent	Score	RPI	S	Opponent	Score					
								70	N	Bradley	6	2	141	A	Ri chmond	5	17			
								70	N	Bradley	3	6	141	A	Ri chmond	1	7			
								74	N	Pi ttsburgh	0	9	141	A	Ri chmond	2	1			
								74	N	Pi ttsburgh	2	3	211	A	Al bany (NY)	8	7			
								74	N	Pi ttsburgh	5	10	223	N	Bucknel l	10	9			
																223	N	Bucknel l	9	8
																223	N	Bucknel l	12	11
																256	N	Central Conn. St.	4	2
																263	H	St. Bonaventure	5	3
																263	H	St. Bonaventure	5	7
263	H	St. Bonaventure	5	6																
293	N	Saint Peter's	13	5																
<hr/>																				
LAST 10 GAMES																				
																263	H	St. Bonaventure	5	7
								263	H	St. Bonaventure	5	6	141	A	Ri chmond	5	17			
								263	H	St. Bonaventure	5	3	70	N	Bradley	3	6			
								211	A	Al bany (NY)	8	7	70	N	Bradley	6	2			
								141	A	Ri chmond	1	7	223	N	Bucknel l	12	11			

Non-Div. I Games:

Massachusetts

Average RPI Win: 216		WON-LOST RECORD		WINNING PCT. RANK		LAST 10 GAMES		STRENGTH OF SCHEDULE		OPP. STRENGTH OF SCHEDULE		TEAM RPI		ADJ RPI		CONF. RPI		ADJ CONF. RPI	
DIV. I ONLY		9-13-0		.40909 202		7-3-0		244		187		214		.46482 214		27		27	
DIV. I NON-CONF.		6-10-0		.375 203		4-0-0		117		212		145		.5055 145		27		27	
TOTALS		RPI 1-25		RPI 26-50		W-L RECORDS		RPI 51-100		RPI 101-150		RPI 150+							
9-13-0		0-0-0		0-2-0		OVERALL		0-0-0		2-8-0		7-3-0							
3-1-0		0-0-0		0-0-0		HOME		0-0-0		1-0-0		2-1-0							
5-12-0		0-0-0		0-2-0		AWAY		0-0-0		1-8-0		4-2-0							
1-0-0		0-0-0		0-0-0		NEUTRAL		0-0-0		0-0-0		1-0-0							
6-10-0		0-0-0		0-2-0		NON-CONFERENCE		0-0-0		2-8-0		4-0-0							
1-0-0		0-0-0		0-0-0		HOME		0-0-0		1-0-0		0-0-0							
4-10-0		0-0-0		0-0-		AWAY		0-0-0		1-8-0		3-0-0							
1-0-0		0-0-0		0-0-0		NEUTRAL		0-0-0		0-0-0		1-0-0							
3-3-0		0-0-0		0-0-0		CONFERENCE		0-0-0		0-0-0		3-3-0							
2-1-0		0-0-0		0-0-0		HOME		0-0-0		0-0-0		2-1-0							
1-2-0		0-0-0		0-0-0		AWAY		0-0-0		0-0-0		1-2-0							
0-0-0		0-0-0		0-0-0		NEUTRAL		0-0-0		0-0-0		0-0-0							
RPI	S	Opponent	Score	RPI	S	Opponent	Score	RPI	S	Opponent	Score	RPI	S	Opponent	Score				
				48	A	Oklahoma St.	2 3			109	A	UNCG	10	7					
				48	A	Oklahoma St.	3 5			109	A	UNCG	3	6					
										109	A	UNCG	1	11					
										137	H	UMass Lowell	8	7					
										139	A	Wofford	4	18					
										139	A	Wofford	4	9					
										139	A	Wofford	5	7					
										143	A	Furman	4	13					
										143	A	Furman	4	5					
										143	A	Furman	6	7					
										154	N	NJIT	9	5					
										225	H	Monmouth	5	3					
										225	H	Monmouth	4	3					
										225	H	Monmouth	6	13					
										252	A	Siena	2	3					
										252	A	Siena	2	3					
										252	A	Siena	8	5					
										281	A	Towson	9	1					
										281	A	Towson	4	1					
										281	A	Towson	5	3					
LAST 10 GAMES				LAST 10 GAMES				LAST 10 GAMES											
				252	A	Siena	2 3	225	H	Monmouth	5 3								
				252	A	Siena	2 3	225	H	Monmouth	6 13								
				252	A	Siena	8 5	154	N	NJIT	9 5								
				137	H	UMass Lowell	8 7	281	A	Towson	5 3								
				225	H	Monmouth	4 3	281	A	Towson	4 1								

Non-Div. I Games:

Mari st

Milwaukee

Mi l waukee

Average RPI Win: 178		WON-LOST RECORD		WINNING PCT. RANK		LAST 10 GAMES		STRENGTH OF SCHEDULE		OPP. STRENGTH OF SCHEDULE		TEAM RPI		ADJ RPI		CONF. RPI		ADJ CONF. RPI	
DIV. I ONLY		9-19-0		.32143 236		3-7-0		103		165		216		.46341 216		5		5	
DIV. I NON-CONF.		8-14-0		.36364 209		2-2-0		145		116		219		.46361 218		6		6	
TOTALS		RPI 1-25		RPI 26-50		W-L RECORDS		RPI 51-100		RPI 101-150		RPI 150+							
9-19-0		0-3-0		1-2-0		OVERALL		1-4-0		0-0-0		7-10-0							
6-9-0		0-1-0		1-2-0		HOME		1-2-0		0-0-0		4-4-0							
2-9-0		0-2-0		0-0-0		AWAY		0-1-0		0-0-0		2-6-0							
1-1-0		0-0-0		0-0-0		NEUTRAL		0-1-0		0-0-0		1-0-0							
8-14-0		0-3-0		1-2-0		NON-CONFERENCE		0-2-0		0-0-0		7-7-0							
5-7-0		0-1-0		1-2-0		HOME		0-0-0		0-0-0		4-4-0							
2-6-0		0-2-0		0-0-0		AWAY		0-1-0		0-0-0		2-3-0							
1-1-0		0-0-0		0-0-0		NEUTRAL		0-1-0		0-0-0		1-0-0							
1-5-0		0-0-0		0-0-0		CONFERENCE		1-2-0		0-0-0		0-3-0							
1-2-0		0-0-0		0-0-0		HOME		1-2-0		0-0-0		0-0-0							
0-3-0		0-0-0		0-0-0		AWAY		0-0-0		0-0-0		0-3-0							
0-0-0		0-0-0		0-0-0		NEUTRAL		0-0-0		0-0-0		0-0-0							
RPI	S	Opponent	Score		RPI	S	Opponent	Score		RPI	S	Opponent	Score		RPI	S	Opponent	Score	
5	A	Ole Miss	6	8	41	H	Little Rock	10	6	52	A	Tennessee	1	2	152	A	North Florida	7	5
9	A	Auburn	4	5	41	H	Little Rock	1	4	68	H	UCF	9	0	152	A	North Florida	5	7
11	H	Arkansas	7	8	41	H	Little Rock	4	5	68	H	UCF	3	9	152	A	North Florida	1	4
										68	H	UCF	1	7	168	A	Middle Tenn.	6	7
										83	N	ETSU	2	8	168	A	Middle Tenn.	6	5
															168	N	Middle Tenn.	6	4
															175	A	Houston	0	3
															175	A	Houston	3	9
															175	A	Houston	0	2
															183	H	Eastern Ill.	1	3
															183	H	Eastern Ill.	9	10
															183	H	Eastern Ill.	2	6
															226	H	Western Ky.	7	1
															226	H	Western Ky.	1	3
															226	H	Western Ky.	4	0
															265	H	Southeast Mo. St.	3	2
															287	H	Mississippi Val.	14	0
					LAST 10 GAMES														
					68 H UCF					175 A Houston					0				
					68 H UCF					175 A Houston					0				
					68 H UCF					287 H Mississippi Val.					14				
					11 H Arkansas					152 A North Florida					7				
					175 A Houston					152 A North Florida					5				

Non-Div. I Games:

Memphis



Average RPI Win:		248	WON-LOST RECORD		WINNING PCT. RANK		LAST 10 GAMES		STRENGTH OF SCHEDULE		OPP. STRENGTH OF SCHEDULE		TEAM RPI		ADJ RPI		CONF. RPI		ADJ CONF. RPI	
Average RPI Loss:		205																		
DIV. I ONLY			12-8-0		.6		80		4-6-0		291		255		217		.46146		217	
DIV. I NON-CONF.			10-4-0		.71429		41		2-2-0		296		272		229		.45613		229	
TOTALS		RPI 1-25		RPI 26-50		W-L RECORDS		RPI 51-100		RPI 101-150		RPI 150+								
12-8-0		0-0-0		0-0-0		OVERALL		1-2-0		0-0-0		11-6-0								
1-2-0		0-0-0		0-0-0		HOME		0-0-0		0-0-0		1-2-0								
10-6-0		0-0-0		0-0-0		AWAY		1-2-0		0-0-0		9-4-0								
1-0-0		0-0-0		0-0-0		NEUTRAL		0-0-0		0-0-0		1-0-0								
10-4-0		0-0-0		0-0-0		NON-CONFERENCE		0-0-0		0-0-0		10-4-0								
1-2-0		0-0-0		0-0-0		HOME		0-0-0		0-0-0		1-2-0								
8-2-0		0-0-0		0-0-		AWAY		0-0-0		0-0-0		8-2-0								
1-0-0		0-0-0		0-0-0		NEUTRAL		0-0-0		0-0-0		1-0-0								
2-4-0		0-0-0		0-0-0		CONFERENCE		1-2-0		0-0-0		1-2-0								
0-0-0		0-0-0		0-0-0		HOME		0-0-0		0-0-0		0-0-0								
2-4-0		0-0-0		0-0-0		AWAY		1-2-0		0-0-0		1-2-0								
0-0-0		0-0-0		0-0-0		NEUTRAL		0-0-0		0-0-0		0-0-0								
RPI	S	Opponent		Score		RPI	S	Opponent		Score		RPI	S	Opponent		Score				
								87	A	UNCW	5	3	211	H	Al bany (NY)	9	8			
								87	A	UNCW	2	6	211	H	Al bany (NY)	1	4			
								87	A	UNCW	3	5	211	H	Al bany (NY)	4	6			
													225	A	Monmouth	14	6			
													242	A	Lamar Uni versi ty	3	2			
													242	A	Lamar Uni versi ty	0	3			
													242	A	Lamar Uni versi ty	1	2			
													242	A	Lamar Uni versi ty	1	0			
													255	A	UMBC	4	2			
													255	A	UMBC	9	6			
													281	A	Towson	3	5			
													281	A	Towson	0	1			
													281	A	Towson	11	0			
													288	N	Mt. St. Mary's	11	0			
													295	A	Norfol k St.	4	0			
													295	A	Norfol k St.	5	1			
													295	A	Norfol k St.	8	6			
LAST 10 GAMES																				
						281	A	Towson	0	1	87	A	UNCW	3	5					
						281	A	Towson	3	5	87	A	UNCW	5	3					
						281	A	Towson	11	0	211	H	Al bany (NY)	4	6					
						225	A	Monmouth	14	6	211	H	Al bany (NY)	1	4					
						87	A	UNCW	2	6	211	H	Al bany (NY)	9	8					

Non-Div. I Games:

Hofstra

Average RPI Win: 190		WON-LOST	WINNING	LAST 10	STRENGTH OF		OPP. STRENGTH	TEAM	ADJ	CONF.	ADJ CONF.
Average RPI Loss: 154		RECORD	PCT. RANK	GAMES	SCHEDULE		OF SCHEDULE	RPI	RPI	RPI	RPI
DIV. I ONLY		8-15-0	.34783	226	4-6-0		215	227	218	.46067	218
DIV. I NON-CONF.		6-11-0	.35294	214	2-2-0		229	87	186	.48267	186
TOTALS		RPI 1-25	RPI 26-50		W-L RECORDS		RPI 51-100		RPI 101-150		RPI 150+
8-15-0	0-0-0	0-0-0		OVERALL		1-3-0		2-5-0		5-7-0	
1-2-0	0-0-0	0-0-0		HOME		0-0-0		0-0-0		1-2-0	
7-13-0	0-0-0	0-0-0		AWAY		1-3-0		2-5-0		4-5-0	
0-0-0	0-0-0	0-0-0		NEUTRAL		0-0-0		0-0-0		0-0-0	
6-11-0	0-0-0	0-0-0		NON-CONFERENCE		1-3-0		1-3-0		4-5-0	
0-0-0	0-0-0	0-0-0		HOME		0-0-0		0-0-0		0-0-0	
6-11-0	0-0-0	0-0-		AWAY		1-3-0		1-3-0		4-5-0	
0-0-0	0-0-0	0-0-0		NEUTRAL		0-0-0		0-0-0		0-0-0	
2-4-0	0-0-0	0-0-0		CONFERENCE		0-0-0		1-2-0		1-2-0	
1-2-0	0-0-0	0-0-0		HOME		0-0-0		0-0-0		1-2-0	
1-2-0	0-0-0	0-0-0		AWAY		0-0-0		1-2-0		0-0-0	
0-0-0	0-0-0	0-0-0		NEUTRAL		0-0-0		0-0-0		0-0-0	
RPI S	Opponent	Score	RPI S	Opponent	Score	RPI S	Opponent	Score	RPI S	Opponent	Score
						55 A	Jacksonville	3 7	105 A	Ga. Southern	3 7
						55 A	Jacksonville	1 5	105 A	Ga. Southern	3 4
						55 A	Jacksonville	4 11	105 A	Ga. Southern	5 8
						67 A	St. John's (NY)	2 1	116 A	Bethune-Cookman	7 3
									149 A	Canisius	3 5
									149 A	Canisius	2 3
									149 A	Canisius	1 0
									152 A	North Florida	16 12
									152 A	North Florida	1 5
									152 A	North Florida	1 6
									210 A	George Mason	13 5
									210 A	George Mason	5 7
									210 A	George Mason	1 7
									250 A	Hartford	11 13
									256 A	Central Conn. St.	4 1
									277 H	Niagara	6 5
									277 H	Niagara	8 13
									277 H	Niagara	5 6
									290 A	Savannah St.	6 0
LAST 10 GAMES											
						277 H	Niagara	6 5	149 A	Canisius	2 3
						277 H	Niagara	5 6	149 A	Canisius	1 0
						277 H	Niagara	8 13	67 A	St. John's (NY)	2 1
						256 A	Central Conn. St.	4 1	55 A	Jacksonville	4 11
						149 A	Canisius	3 5	55 A	Jacksonville	1 5

Non-Div. I Games:

Fairfield

Average RPI Win: 187		WON-LOST RECORD		WINNING PCT. RANK		LAST 10 GAMES		STRENGTH OF SCHEDULE		OPP. STRENGTH OF SCHEDULE		TEAM RPI		ADJ RPI		CONF. RPI		ADJ CONF. RPI	
DIV. I ONLY		11-12-0		.47826 160		5-5-0		253		144		219		.46047 219		20		20	
DIV. I NON-CONF.		9-8-0		.52941 128		3-1-0		261		84		199		.47649 199		22		22	
TOTALS		RPI 1-25		RPI 26-50		W-L RECORDS		RPI 51-100		RPI 101-150		RPI 150+							
11-12-0		0-1-0		1-0-0		OVERALL		2-4-0		2-1-0		6-6-0							
3-4-0		0-0-0		0-0-0		HOME		0-4-0		1-0-0		2-0-0							
3-5-0		0-1-0		0-0-0		AWAY		0-0-0		0-0-0		3-4-0							
5-3-0		0-0-0		1-0-0		NEUTRAL		2-0-0		1-1-0		1-2-0							
9-8-0		0-1-0		1-0-0		NON-CONFERENCE		2-1-0		2-1-0		4-5-0							
3-1-0		0-0-0		0-0-0		HOME		0-1-0		1-0-0		2-0-0							
1-4-0		0-1-0		0-0-		AWAY		0-0-0		0-0-0		1-3-0							
5-3-0		0-0-0		1-0-0		NEUTRAL		2-0-0		1-1-0		1-2-0							
2-4-0		0-0-0		0-0-0		CONFERENCE		0-3-0		0-0-0		2-1-0							
0-3-0		0-0-0		0-0-0		HOME		0-3-0		0-0-0		0-0-0							
2-1-0		0-0-0		0-0-0		AWAY		0-0-0		0-0-0		2-1-0							
0-0-0		0-0-0		0-0-0		NEUTRAL		0-0-0		0-0-0		0-0-0							
RPI	S	Opponent		Score		RPI	S	Opponent		Score		RPI	S	Opponent		Score			
10	A	East Carolina		0 9		28	N	Missouri St.		6 3		58	H	Wagner		1 11			
												97	H	Saint Louis		0 10			
												97	H	Saint Louis		1 4			
												97	H	Saint Louis		3 7			
												98	N	Notre Dame		6 4			
												98	N	Notre Dame		10 8			
												112	H	Manhattan		6 3			
												135	N	Pepperdine		2 11			
												140	N	FIU		3 2			
												201	A	Portland		0 8			
												201	A	Portland		1 6			
												201	A	Portland		2 9			
												201	A	Portland		9 8			
												238	N	Western Mich.		5 8			
												267	N	Georgetown		1 4			
												267	N	Georgetown		4 3			
												273	A	La Salle		2 10			
												273	A	La Salle		5 1			
												273	A	La Salle		12 3			
												279	H	Penn		7 4			
												283	H	Sacred Heart		13 1			
						LAST 10 GAMES													
						273 A La Salle						2 10							
						273 A La Salle						12 3							
						273 A La Salle						5 1							
						279 H Penn						7 4							
						97 H Saint Louis						0 10							
						97 H Saint Louis						3 7							
						97 H Saint Louis						1 4							
						112 H Manhattan						6 3							
						283 H Sacred Heart						13 1							
						58 H Wagner						1 11							

Non-Div. I Games:

Saint Joseph's

[illegible]

**Non-Div. I Games:**

UC Santa Barbara

Average RPI Win: 188		WON-LOST	WINNING	LAST 10	STRENGTH OF SCHEDULE	OPP. STRENGTH OF SCHEDULE	TEAM RPI	ADJ RPI		CONF. RPI	ADJ CONF. RPI			
Average RPI Loss: 139		RECORD	PCT. RANK	GAMES										
DIV. I ONLY		10-16-0	.38462	214	3-7-0	211	121	221	.45961	221	24	24		
DIV. I NON-CONF.		8-9-0	.47059	160	1-0-0	181	118	133	.50915	132	24	24		
<hr/>														
TOTALS		RPI 1-25		RPI 26-50		W-L RECORDS		RPI 51-100		RPI 101-150		RPI 150+		
10-16-0		0-1-0		0-0-0		OVERALL		0-1-0		1-3-0		9-11-0		
4-5-0		0-0-0		0-0-0		HOME		0-0-0		0-0-0		4-5-0		
6-9-0		0-1-0		0-0-0		AWAY		0-0-0		1-3-0		5-5-0		
0-2-0		0-0-0		0-0-0		NEUTRAL		0-1-0		0-0-0		0-1-0		
8-9-0		0-1-0		0-0-0		NON-CONFERENCE		0-1-0		1-3-0		7-4-0		
3-0-0		0-0-0		0-0-0		HOME		0-0-0		0-0-0		3-0-0		
5-7-0		0-1-0		0-0-		AWAY		0-0-0		1-3-0		4-3-0		
0-2-0		0-0-0		0-0-0		NEUTRAL		0-1-0		0-0-0		0-1-0		
2-7-0		0-0-0		0-0-0		CONFERENCE		0-0-0		0-0-0		2-7-0		
1-5-0		0-0-0		0-0-0		HOME		0-0-0		0-0-0		1-5-0		
1-2-0		0-0-0		0-0-0		AWAY		0-0-0		0-0-0		1-2-0		
0-0-0		0-0-0		0-0-0		NEUTRAL		0-0-0		0-0-0		0-0-0		
RPI	S	Opponent	Score		RPI	S	Opponent	Score		RPI	S	Opponent	Score	
19	A	Coastal Caro.	7	13						84	N	Maryl and	4	11
										102	A	Virginia Tech	2	3
										110	A	Jacksonville St.	0	5
										110	A	Jacksonville St.	9	5
										110	A	Jacksonville St.	2	4
										152	A	North Florida	2	7
										152	A	North Florida	14	8
										152	A	North Florida	12	6
										153	H	UNC Asheville	2	8
										153	H	UNC Asheville	4	5
										153	H	UNC Asheville	12	5
										160	A	High Point	3	7
										160	A	High Point	6	15
										160	A	High Point	18	6
										162	A	Elon	1	2
										167	H	Gardner-Webb	4	5
										167	H	Gardner-Webb	4	8
										167	H	Gardner-Webb	10	20
										171	A	William & Mary	2	3
										171	A	William & Mary	2	1
										178	A	VMI	8	6
										193	N	Ball St.	0	7
										268	H	Youngstown St.	4	3
										268	H	Youngstown St.	6	4
										268	H	Youngstown St.	4	3
LAST 10 GAMES														
167 H Gardner-Webb					4	8	160 A High Point					6	15	
167 H Gardner-Webb					4	5	160 A High Point					3	7	
167 H Gardner-Webb					10	20	153 H UNC Asheville					12	5	
178 A VMI					8	6	153 H UNC Asheville					2	8	
160 A High Point					18	6	153 H UNC Asheville					4	5	

Non-Div. I Games:

Radford

Omaha

Average RPI Win:		239	WON-LOST RECORD		WINNING PCT. RANK		LAST 10 GAMES		STRENGTH OF SCHEDULE		OPP. STRENGTH OF SCHEDULE		TEAM RPI		ADJ RPI		CONF. RPI		ADJ CONF. RPI	
DIV. I ONLY			11-15-0		.42308 193		7-3-0		189		246		222		.45624 222		29		29	
DIV. I NON-CONF.			4-13-0		.23529 260		0-1-0		102		216		228		.45623 228		28		28	
TOTALS		RPI 1-25		RPI 26-50		W-L RECORDS		RPI 51-100		RPI 101-150		RPI 150+								
11-15-0		0-3-0		0-1-0		OVERALL		0-6-0		2-1-0		9-4-0								
7-2-0		0-0-0		0-0-0		HOME		0-0-0		2-1-0		5-1-0								
0-10-0		0-3-0		0-1-0		AWAY		0-6-0		0-0-0		0-0-0								
4-3-0		0-0-0		0-0-0		NEUTRAL		0-0-0		0-0-0		4-3-0								
4-13-0		0-3-0		0-1-0		NON-CONFERENCE		0-6-0		0-0-0		4-3-0								
0-0-0		0-0-0		0-0-0		HOME		0-0-0		0-0-0		0-0-0								
0-10-0		0-3-0		0-0-		AWAY		0-6-0		0-0-0		0-0-0								
4-3-0		0-0-0		0-0-0		NEUTRAL		0-0-0		0-0-0		4-3-0								
7-2-0		0-0-0		0-0-0		CONFERENCE		0-0-0		2-1-0		5-1-0								
7-2-0		0-0-0		0-0-0		HOME		0-0-0		2-1-0		5-1-0								
0-0-0		0-0-0		0-0-0		AWAY		0-0-0		0-0-0		0-0-0								
0-0-0		0-0-0		0-0-0		NEUTRAL		0-0-0		0-0-0		0-0-0								
RPI	S	Opponent		Score		RPI	S	Opponent		Score		RPI	S	Opponent		Score				
6	A	Wi chi ta St.		3	4	50	A	Mi nnesota		3	5	66	A	Kansas St.		0	3			
6	A	Wi chi ta St.		0	3							93	A	BYU		1	8			
6	A	Wi chi ta St.		2	6							93	A	BYU		3	13			
												93	A	BYU		4	6			
												95	A	Kansas		6	8			
												95	A	Kansas		2	6			
														Northwestern		14	8			
														Northwestern		10	5			
														Ohio		4	0			
														Ohio		2	5			
														Ohio		6	5			
														Ohio		1	4			
														South Dakota St.		8	5			
														South Dakota St.		2	6			
														South Dakota St.		5	3			
														Fort Wayne		15	0			
														Fort Wayne		7	0			
														Fort Wayne		12	8			
LAST 10 GAMES						LAST 10 GAMES						LAST 10 GAMES								
269 H South Dakota St.						2	6	148 H Oral Roberts						8	2					
269 H South Dakota St.						8	5	148 H Oral Roberts						4	3					
269 H South Dakota St.						5	3	289 H Fort Wayne						12	8					
66 A Kansas St.						0	3	289 H Fort Wayne						7	0					
148 H Oral Roberts						8	16	289 H Fort Wayne						15	0					

Non-Div. I Games:

Omaha

Average RPI Win: 180		WON-LOST RECORD		WINNING PCT. RANK		LAST 10 GAMES		STRENGTH OF SCHEDULE		OPP. STRENGTH OF SCHEDULE		TEAM RPI		ADJ RPI		CONF. RPI		ADJ CONF. RPI	
DIV. I ONLY		7-19-0		.26923 266		3-7-0		98		245		223		.45609 223		18		18	
DIV. I NON-CONF.		3-12-0		.2 266		0-1-0		127		250		249		.44008 249		18		18	
TOTALS		RPI 1-25		RPI 26-50		W-L RECORDS		RPI 51-100		RPI 101-150		RPI 150+							
7-19-0		0-3-0		0-3-0		OVERALL		1-1-0		2-3-0		4-9-0							
2-7-0		0-0-0		0-0-0		HOME		1-1-0		0-2-0		1-4-0							
4-8-0		0-3-0		0-3-0		AWAY		0-0-0		2-1-0		2-1-0							
1-4-0		0-0-0		0-0-0		NEUTRAL		0-0-0		0-0-0		1-4-0							
3-12-0		0-3-0		0-3-0		NON-CONFERENCE		0-0-0		0-0-0		3-6-0							
0-1-0		0-0-0		0-0-0		HOME		0-0-0		0-0-0		0-1-0							
2-7-0		0-3-0		0-0-		AWAY		0-0-0		0-0-0		2-1-0							
1-4-0		0-0-0		0-0-0		NEUTRAL		0-0-0		0-0-0		1-4-0							
4-7-0		0-0-0		0-0-0		CONFERENCE		1-1-0		2-3-0		1-3-0							
2-6-0		0-0-0		0-0-0		HOME		1-1-0		0-2-0		1-3-0							
2-1-0		0-0-0		0-0-0		AWAY		0-0-0		2-1-0		0-0-0							
0-0-0		0-0-0		0-0-0		NEUTRAL		0-0-0		0-0-0		0-0-0							
RPI	S	Opponent		Score		RPI	S	Opponent		Score		RPI	S	Opponent		Score			
11	A	Arkansas		2	14	39	A	Duke		0	7	79	H	Holy Cross		4	9		
11	A	Arkansas		1	3	39	A	Duke		5	13	79	H	Holy Cross		5	0		
11	A	Arkansas		4	32	39	A	Duke		4	6								
	</																		

Non-Div. I Games:

Bucknell I

Average RPI Win: 235		WON-LOST RECORD		WINNING PCT. RANK		LAST 10 GAMES		STRENGTH OF SCHEDULE		OPP. STRENGTH OF SCHEDULE		TEAM RPI		ADJ RPI		CONF. RPI		ADJ CONF. RPI	
DIV. I ONLY		11-15-0		.42308 193		5-5-0		243		269		224		.45523 224		18		18	
DIV. I NON-CONF.		10-10-0		.5 141		4-0-0		237		286		184		.48516 184		18		18	
TOTALS		RPI 1-25		RPI 26-50		W-L RECORDS		RPI 51-100		RPI 101-150		RPI 150+							
11-15-0		0-0-0		0-0-0		OVERALL		0-4-0		0-3-0		11-8-0							
1-3-0		0-0-0		0-0-0		HOME		0-3-0		0-0-0		1-0-0							
7-10-0		0-0-0		0-0-0		AWAY		0-1-0		0-1-0		7-8-0							
3-2-0		0-0-0		0-0-0		NEUTRAL		0-0-0		0-2-0		3-0-0							
10-10-0		0-0-0		0-0-0		NON-CONFERENCE		0-1-0		0-3-0		10-6-0							
1-0-0		0-0-0		0-0-0		HOME		0-0-0		0-0-0		1-0-0							
6-8-0		0-0-0		0-0-		AWAY		0-1-0		0-1-0		6-6-0							
3-2-0		0-0-0		0-0-0		NEUTRAL		0-0-0		0-2-0		3-0-0							
1-5-0		0-0-0		0-0-0		CONFERENCE		0-3-0		0-0-0		1-2-0							
0-3-0		0-0-0		0-0-0		HOME		0-3-0		0-0-0		0-0-0							
1-2-0		0-0-0		0-0-0		AWAY		0-0-0		0-0-0		1-2-0							
0-0-0		0-0-0		0-0-0		NEUTRAL		0-0-0		0-0-0		0-0-0							
RPI	S	Opponent	Score	RPI	S	Opponent	Score	RPI	S	Opponent	Score	RPI	S	Opponent	Score				
								79	H	Holy Cross	2 4	101	N	Butler	1 12				
								79	H	Holy Cross	0 8	101	N	Butler	6 15				
								79	H	Holy Cross	4 11	141	A	Richmond	0 7				
								87	A	UNCW	4 5	161	N	Eastern Ky.	5 4				
												171	A	William & Mary	2 12				
												186	A	Davidson	7 1				
												186	A	Davidson	4 1				
												186	A	Davidson	3 7				
												202	A	Lafayette	7 8				
												202	A	Lafayette	0 1				
												202	A	Lafayette	5 2				
												225	N	Monmouth	10 3				
												235	N	Yale	3 1				
												236	A	N. C. A&T	3 2				
												236	A	N. C. A&T	4 8				
												236	A	N. C. A&T	5 11				
												274	A	Rider	5 3				
												293	H	Saint Peter's	14 0				
												295	A	Norfolk St.	11 5				
												295	A	Norfolk St.	3 5				
												295	A	Norfolk St.	3 7				
												295	A	Norfolk St.	19 3				
				LAST 10 GAMES															
								79	H	Holy Cross	0 8	202	A	Lafayette	7 8				
								79	H	Holy Cross	4 11	202	A	Lafayette	5 2				
								79	H	Holy Cross	2 4	202	A	Lafayette	0 1				
								293	H	Saint Peter's	14 0	235	N	Yale	3 1				
								274	A	Rider	5 3	225	N	Monmouth	10 3				

Non-Div. I Games:

Lehigh



Average RPI Win:	203	WON-LOST RECORD	WINNING PCT. RANK	LAST 10 GAMES	STRENGTH OF SCHEDULE	OPP. STRENGTH OF SCHEDULE	TEAM RPI	ADJ RPI	CONF. RPI	ADJ CONF. RPI	
Average RPI Loss:	166										
DIV. I ONLY	7-15-0	.31818	239	3-7-0	148	275	225	.45444	225	27	27
DIV. I NON-CONF.	4-12-0	.25	252	0-4-0	163	268	245	.44335	245	27	27
<hr/>											
TOTALS	RPI 1-25	RPI 26-50		W-L RECORDS		RPI 51-100		RPI 101-150		RPI 150+	
7-15-0	0-0-0	0-0-0		OVERALL		0-4-0		2-2-0		5-9-0	
2-2-0	0-0-0	0-0-0		HOME		0-0-0		2-1-0		0-1-0	
3-10-0	0-0-0	0-0-0		AWAY		0-3-0		0-1-0		3-6-0	
2-3-0	0-0-0	0-0-0		NEUTRAL		0-1-0		0-0-0		2-2-0	
4-12-0	0-0-0	0-0-0		NON-CONFERENCE		0-4-0		0-1-0		4-7-0	
0-1-0	0-0-0	0-0-0		HOME		0-0-0		0-0-0		0-1-0	
2-8-0	0-0-0	0-0-		AWAY		0-3-0		0-1-0		2-4-0	
2-3-0	0-0-0	0-0-0		NEUTRAL		0-1-0		0-0-0		2-2-0	
3-3-0	0-0-0	0-0-0		CONFERENCE		0-0-0		2-1-0		1-2-0	
2-1-0	0-0-0	0-0-0		HOME		0-0-0		2-1-0		0-0-0	
1-2-0	0-0-0	0-0-0		AWAY		0-0-0		0-0-0		1-2-0	
0-0-0	0-0-0	0-0-0		NEUTRAL		0-0-0		0-0-0		0-0-0	
RPI	S	Opponent	Score	RPI	S	Opponent	Score	RPI	S	Opponent	Score
				59 A DBU 4 7				141 A Ri chmond 6 7			
				59 A DBU 3 5				149 H Cani si us 4 2			
				59 A DBU 4 15				149 H Cani si us 9 3			
				67 N St. John' s (NY) 0 3				149 H Cani si us 5 7			
								179 A George Washington 7 3			
								179 A George Washington 6 18			
								179 A George Washington 4 6			
								214 A Marist 3 4			
								214 A Marist 13 6			
								214 A Marist 3 5			
								217 H Hofstra 6 14			
								224 N Lehi gh 3 10			
								228 N Penn St. 9 8			
								235 N Yale 4 11			
								247 A Del aware 1 2			
								247 A Del aware 15 2			
								247 A Del aware 6 7			
								255 N UMBC 17 5			

Non-Div. I Games:

Monmouth

Average RPI Win: 195		WON-LOST	WINNING	LAST 10	STRENGTH OF		OPP. STRENGTH	TEAM	ADJ	CONF.	ADJ CONF.
Average RPI Loss: 111		RECORD	PCT. RANK	GAMES	SCHEDULE		OF SCHEDULE	RPI	RPI	RPI	RPI
DIV. I ONLY		14-14-0	.5	142	5-5-0		260	66	226	.45443	226
DIV. I NON-CONF.		10-9-0	.52632	133	1-1-0		284	58	247	.44124	247
TOTALS		RPI 1-25	RPI 26-50		W-L RECORDS		RPI 51-100		RPI 101-150		RPI 150+
14-14-0		0-4-0	0-1-0		OVERALL		1-2-0		2-1-0		11-6-0
9-10-0		0-3-0	0-1-0		HOME		1-2-0		0-0-0		8-4-0
5-4-0		0-1-0	0-0-0		AWAY		0-0-0		2-1-0		3-2-0
0-0-0		0-0-0	0-0-0		NEUTRAL		0-0-0		0-0-0		0-0-0
10-9-0		0-4-0	0-1-0		NON-CONFERENCE		0-0-0		0-0-0		10-4-0
7-6-0		0-3-0	0-1-0		HOME		0-0-0		0-0-0		7-2-0
3-3-0		0-1-0	0-0-0		AWAY		0-0-0		0-0-0		3-2-0
0-0-0		0-0-0	0-0-0		NEUTRAL		0-0-0		0-0-0		0-0-0
4-5-0		0-0-0	0-0-0		CONFERENCE		1-2-0		2-1-0		1-2-0
2-4-0		0-0-0	0-0-0		HOME		1-2-0		0-0-0		1-2-0
2-1-0		0-0-0	0-0-0		AWAY		0-0-0		2-1-0		0-0-0
0-0-0		0-0-0	0-0-0		NEUTRAL		0-0-0		0-0-0		0-0-0
RPI S	Opponent	Score	RPI S	Opponent	Score	RPI S	Opponent	Score	RPI S	Opponent	Score
20 A	Kentucky	3 4	33 H	Louisville	5 8	96 H	UTSA	0 5	118 A	Rice	0 4
25 H	West Virginia	9 11				96 H	UTSA	9 5	118 A	Rice	5 4
25 H	West Virginia	1 7				96 H	UTSA	4 10	118 A	Rice	4 0
25 H	West Virginia	5 7							161 A	Eastern Ky.	13 9
									161 H	Eastern Ky.	5 7
									168 H	Middle Tenn.	10 7
									168 H	Middle Tenn.	2 3
									168 H	Middle Tenn.	7 8
									180 H	Northern Ill.	0 5
									180 H	Northern Ill.	10 2
									180 H	Northern Ill.	9 5
									180 H	Northern Ill.	1 0
									216 A	Memphis	1 7
									216 A	Memphis	0 4
									216 A	Memphis	3 1
									260 A	Belmont	15 7
									260 H	Belmont	4 1
									266 H	Bowling Green	9 3
									266 H	Bowling Green	17 5
									266 H	Bowling Green	5 4
			LAST 10 GAMES								
			96 H	UTSA	9 5	118 A	Rice	5 4			
			96 H	UTSA	4 10	118 A	Rice	0 4			
			96 H	UTSA	0 5	33 H	Louisville	5 8			
			161 A	Eastern Ky.	13 9	168 H	Middle Tenn.	10 7			
			118 A	Rice	4 0	168 H	Middle Tenn.	7 8			

Non-Div. I Games:

Western Ky.

Average RPI Win:		246	WON-LOST RECORD		WINNING PCT. RANK		LAST 10 GAMES		STRENGTH OF SCHEDULE		OPP. STRENGTH OF SCHEDULE		TEAM RPI		ADJ RPI		CONF. RPI		ADJ CONF. RPI				
DIV. I ONLY			5-14-0		.26316 271		0-8-0		117		161		227		.45239 227		8		8				
DIV. I NON-CONF.			5-14-0		.26316 249		0-8-0		108		162		231		.45239 234		7		7				
TOTALS		RPI 1-25		RPI 26-50		W-L RECORDS				RPI 51-100		RPI 101-150				RPI 150+							
5-14-0		0-4-0		0-6-0		OVERALL				1-0-0		0-3-0				4-1-0							
4-0-0		0-0-0		0-0-0		HOME				0-0-0		0-0-0				4-0-0							
0-12-0		0-0-0		0-2-0		AWAY				0-0-0		0-0-0				0-0-0							
1-2-0		0-1-0		0-0-0		NEUTRAL				1-0-0		0-0-0				0-1-0							
5-14-0		0-4-0		0-6-0		NON-CONFERENCE				1-0-0		0-3-0				4-1-0							
4-0-0		0-0-0		0-0-0		HOME				0-0-0		0-0-0				4-0-0							
0-12-0		0-3-0		0-0-		AWAY				0-0-0		0-3-0				0-0-0							
1-2-0		0-1-0		0-0-0		NEUTRAL				1-0-0		0-0-0				0-1-0							
0-0-0		0-0-0		0-0-0		CONFERENCE				0-0-0		0-0-0				0-0-0							
0-0-0		0-0-0		0-0-0		HOME				0-0-0		0-0-0				0-0-0							
0-0-0		0-0-0		0-0-0		AWAY				0-0-0		0-0-0				0-0-0							
0-0-0		0-0-0		0-0-0		NEUTRAL				0-0-0		0-0-0				0-0-0							
RPI	S	Opponent		Score		RPI	S	Opponent		Score		RPI	S	Opponent		Score		RPI	S	Opponent		Score	
14	A	Creighton		1	2	34	A	Iowa		3	10	80	N	Fordham		9	8	121	A	Kennesaw St.		6	8
14	A	Creighton		7	12	34	A	Iowa		3	8							121	A	Kennesaw St.		9	10
14	A	Creighton		4	5	34	A	Iowa		3	4							121	A	Kennesaw St.		6	7
20	N	Kentucky		4	8	35	A	FGCU		2	4							239	N	Dayton		3	6
						35	A	FGCU		0	10							266	H	Bowling Green		3	2
						35	A	FGCU		3	7							294	H	Western Ill.		4	0
																		294	H	Western Ill.		6	3
																		294	H	Western Ill.		8	0
LAST 10 GAMES																							
14	A	Creighton		7	12	34	A	Iowa		3	8												
14	A	Creighton		4	5	35	A	FGCU		3	7												
14	A	Creighton		1	2	35	A	FGCU		2	4												
34	A	Iowa		3	4	35	A	FGCU		0	10												
34	A	Iowa		3	10	266	H	Bowling Green		3	2												

Non-Div. I Games: Oakland City 6 8 Oakland City 3 2

Evansville

Average RPI Win:	161	WON-LOST RECORD	WINNING PCT. RANK	LAST 10 GAMES	STRENGTH OF SCHEDULE	OPP. STRENGTH OF SCHEDULE	TEAM RPI	ADJ RPI	CONF. RPI	ADJ CONF. RPI	
Average RPI Loss:	168										
DIV. I ONLY	7-15-0	.31818	239	3-7-0	162	238	228	.45179	228	9	9
DIV. I NON-CONF.	6-10-0	.375	203	2-2-0	217	248	230	.45553	230	8	8
<hr/>											
TOTALS	RPI 1-25	RPI 26-50		W-L RECORDS		RPI 51-100		RPI 101-150		RPI 150+	
7-15-0	0-0-0	0-0-0		OVERALL		0-4-0		1-2-0		6-9-0	
2-5-0	0-0-0	0-0-0		HOME		0-3-0		0-0-0		2-2-0	
5-7-0	0-0-0	0-0-0		AWAY		0-0-0		1-2-0		4-5-0	
0-3-0	0-0-0	0-0-0		NEUTRAL		0-1-0		0-0-0		0-2-0	
6-10-0	0-0-0	0-0-0		NON-CONFERENCE		0-1-0		0-0-0		6-9-0	
2-2-0	0-0-0	0-0-0		HOME		0-0-0		0-0-0		2-2-0	
4-5-0	0-0-0	0-0-		AWAY		0-0-0		0-0-0		4-5-0	
0-3-0	0-0-0	0-0-0		NEUTRAL		0-1-0		0-0-0		0-2-0	
1-5-0	0-0-0	0-0-0		CONFERENCE		0-3-0		1-2-0		0-0-0	
0-3-0	0-0-0	0-0-0		HOME		0-3-0		0-0-0		0-0-0	
1-2-0	0-0-0	0-0-0		AWAY		0-0-0		1-2-0		0-0-0	
0-0-0	0-0-0	0-0-0		NEUTRAL		0-0-0		0-0-0		0-0-0	
RPI	S	Opponent	Score	RPI	S	Opponent	Score	RPI	S	Opponent	Score
						67 N St. John's (NY)	4 18			111 A Rutgers	9 3
						88 H Purdue	3 6			111 A Rutgers	0 1
						88 H Purdue	0 9			111 A Rutgers	1 4
						88 H Purdue	2 3			154 H NJIT	5 3
										154 H NJIT	4 3
										154 H NJIT	6 8
										162 A El on	3 2
										162 A El on	2 1
										162 A El on	8 6
										192 H Cornell I	6 10
										220 A UC Santa Barbara	4 10
										220 A UC Santa Barbara	0 4
										220 A UC Santa Barbara	8 7
										225 N Monmouth	8 9
										232 A Grand Canyon	1 8
										232 A Grand Canyon	7 8
										232 A Grand Canyon	7 8
										255 N UMBC	1 2
<hr/>											
LAST 10 GAMES											
						88 H Purdue	0 9			111 A Rutgers	0 1
						88 H Purdue	3 6			111 A Rutgers	1 4
						88 H Purdue	2 3			154 H NJIT	6 8
						192 H Cornell I	6 10			154 H NJIT	4 3
						111 A Rutgers	9 3			154 H NJIT	5 3

Non-Div. I Games:

Penn St.

Average RPI Win:		186	WON-LOST RECORD		WINNING PCT. RANK		LAST 10 GAMES		STRENGTH OF SCHEDULE		OPP. STRENGTH OF SCHEDULE		TEAM RPI		ADJ RPI		CONF. RPI		ADJ CONF. RPI	
DIV. I ONLY			12-14-0		.46154 167		4-6-0		219		109		229		.45114 229		14		14	
DIV. I NON-CONF.			9-11-0		.45 173		1-3-0		138		124		207		.47025 207		15		15	
TOTALS		RPI 1-25		RPI 26-50		W-L RECORDS		RPI 51-100		RPI 101-150		RPI 150+								
12-14-0		2-2-0		0-4-0		OVERALL		1-0-0		1-2-0		8-6-0								
9-11-0		2-2-0		0-4-0		HOME		0-0-0		1-2-0		6-3-0								
3-3-0		0-0-0		0-0-0		AWAY		1-0-0		0-0-0		2-3-0								
0-0-0		0-0-0		0-0-0		NEUTRAL		0-0-0		0-0-0		0-0-0								
9-11-0		2-2-0		0-4-0		NON-CONFERENCE		1-0-0		1-2-0		5-3-0								
7-10-0		2-2-0		0-4-0		HOME		0-0-0		1-2-0		4-2-0								
2-1-0		0-0-0		0-0-		AWAY		1-0-0		0-0-0		1-1-0								
0-0-0		0-0-0		0-0-0		NEUTRAL		0-0-0		0-0-0		0-0-0								
3-3-0		0-0-0		0-0-0		CONFERENCE		0-0-0		0-0-0		3-3-0								
2-1-0		0-0-0		0-0-0		HOME		0-0-0		0-0-0		2-1-0								
1-2-0		0-0-0		0-0-0		AWAY		0-0-0		0-0-0		1-2-0								
0-0-0		0-0-0		0-0-0		NEUTRAL		0-0-0		0-0-0		0-0-0								
RPI	S	Opponent		Score		RPI	S	Opponent		Score		RPI	S	Opponent		Score				
8	H	Georgia		4	9	33	H	Louisville		3	8	64	A	South Carolina		4	3			
24	H	UConn		3	17	37	H	Indiana St.		3	7			Ga. Southern		3	9			
24	H	UConn		4	2	37	H	Indiana St.		2	5			Richmond		5	2			
24	H	UConn		4	2	37	H	Indiana St.		3	10			Richmond		3	13			
														VMI		3	12			
														VMI		4	12			
														VMI		5	0			
														Winthrop		1	8			
														George Mason		3	0			
														Western Caro.		5	1			
														Western Caro.		9	3			
														Western Caro.		5	8			
														Charleston So.		8	1			
														Charleston So.		3	6			
														Charleston So.		6	2			
														La Salle		8	7			
														La Salle		7	6			
														La Salle		4	6			
LAST 10 GAMES																				
						178	A	VMI		4	12	259	H	Western Caro.		5	1			
						178	A	VMI		3	12	64	A	South Carolina		4	3			
						178	A	VMI		5	0	37	H	Indiana St.		2	5			
						259	H	Western Caro.		9	3	37	H	Indiana St.		3	7			
						259	H	Western Caro.		5	8	37	H	Indiana St.		3	10			

Non-Div. I Games:

The Citadel

Average RPI Win: 262		WON-LOST	WINNING	LAST 10	STRENGTH OF		OPP. STRENGTH	TEAM	ADJ	CONF.	ADJ CONF.				
Average RPI Loss: 149		RECORD	PCT. RANK	GAMES	SCHEDULE		OF SCHEDULE	RPI	RPI	RPI	RPI				
DIV. I ONLY		13-10-0	.56522	111	7-3-0		287	239	231	.45009	230	28	28		
DIV. I NON-CONF.		8-9-0	.47059	160	2-2-0		291	152	260	.42668	260	29	29		
-----															
TOTALS		RPI 1-25		RPI 26-50		W-L RECORDS		RPI 51-100		RPI 101-150		RPI 150+			
13-10-0		0-0-0		1-3-0		OVERALL		0-1-0		0-1-0		12-5-0			
6-2-0		0-0-0		0-0-0		HOME		0-0-0		0-1-0		6-1-0			
6-6-0		0-0-0		1-3-0		AWAY		0-1-0		0-0-0		5-2-0			
1-2-0		0-0-0		0-0-0		NEUTRAL		0-0-0		0-0-0		1-2-0			
8-9-0		0-0-0		1-3-0		NON-CONFERENCE		0-1-0		0-1-0		7-4-0			
4-1-0		0-0-0		0-0-0		HOME		0-0-0		0-1-0		4-0-0			
3-6-0		0-0-0		1-0-		AWAY		0-1-0		0-0-0		2-2-0			
1-2-0		0-0-0		0-0-0		NEUTRAL		0-0-0		0-0-0		1-2-0			
5-1-0		0-0-0		0-0-0		CONFERENCE		0-0-0		0-0-0		5-1-0			
2-1-0		0-0-0		0-0-0		HOME		0-0-0		0-0-0		2-1-0			
3-0-0		0-0-0		0-0-0		AWAY		0-0-0		0-0-0		3-0-0			
0-0-0		0-0-0		0-0-0		NEUTRAL		0-0-0		0-0-0		0-0-0			
RPI	S	Opponent	Score	RPI	S	Opponent	Score	RPI	S	Opponent	Score	RPI	S	Opponent	Score
				30	A	Col. of Charleston	7 2					112	H	Manhattan	6 7
				30	A	Col. of Charleston	2 8					166	A	Stony Brook	3 5
				30	A	Col. of Charleston	0 7					249	N	Chi cago St.	2 12
				30	A	Col. of Charleston	4 11					249	N	Chi cago St.	3 12
												249	N	Chi cago St.	8 3
												256	H	Central Conn. St.	15 4
												256	H	Central Conn. St.	7 10
												256	H	Central Conn. St.	5 3
												276	H	Iona	9 4
												290	A	Savannah St.	7 5
												290	A	Savannah St.	6 0
												290	A	Savannah St.	2 3
												292	A	Fai r lei gh Di cki nson	4 1
												292	A	Fai r lei gh Di cki nson	13 5
												292	A	Fai r lei gh Di cki nson	5 0
												293	H	Sai nt Peter's	7 5
												293	H	Sai nt Peter's	13 2
												293	H	Sai nt Peter's	9 5
-----															
LAST 10 GAMES															
				292	A	Fai r lei gh Di cki nson	13 5	256	H	Central Conn. St.	5 3				
				292	A	Fai r lei gh Di cki nson	4 1	256	H	Central Conn. St.	15 4				
				292	A	Fai r lei gh Di cki nson	5 0	256	H	Central Conn. St.	7 10				
				166	A	Stony Brook	3 5	112	H	Manhattan	6 7				
				276	H	Iona	9 4	293	H	Saint Peter's	9 5				

Non-Div. I Games:

LIU Brooklyn



Average RPI Win:		201	WON-LOST RECORD		WINNING PCT. RANK		LAST 10 GAMES		STRENGTH OF SCHEDULE		OPP. STRENGTH OF SCHEDULE		TEAM RPI		ADJ RPI		CONF. RPI		ADJ CONF. RPI				
DIV. I ONLY			12-14-0		.46154 167		6-4-0		246		100		233		.44938 232		23		23				
DIV. I NON-CONF.			7-13-0		.35 216		1-3-0		250		52		264		.42341 264		26		26				
TOTALS		RPI 1-25		RPI 26-50				W-L RECORDS				RPI 51-100				RPI 101-150				RPI 150+			
12-14-0		0-0-0		0-1-0				OVERALL				2-4-0				1-4-0				9-5-0			
9-7-0		0-0-0		0-0-0				HOME				2-3-0				1-1-0				6-3-0			
2-7-0		0-0-0		0-1-0				AWAY				0-1-0				0-3-0				2-2-0			
1-0-0		0-0-0		0-0-0				NEUTRAL				0-0-0				0-0-0				1-0-0			
7-13-0		0-0-0		0-1-0				NON-CONFERENCE				2-4-0				1-4-0				4-4-0			
6-7-0		0-0-0		0-0-0				HOME				2-3-0				1-1-0				3-3-0			
0-6-0		0-0-0		0-0-				AWAY				0-1-0				0-3-0				0-1-0			
1-0-0		0-0-0		0-0-0				NEUTRAL				0-0-0				0-0-0				1-0-0			
5-1-0		0-0-0		0-0-0				CONFERENCE				0-0-0				0-0-0				5-1-0			
3-0-0		0-0-0		0-0-0				HOME				0-0-0				0-0-0				3-0-0			
2-1-0		0-0-0		0-0-0				AWAY				0-0-0				0-0-0				2-1-0			
0-0-0		0-0-0		0-0-0				NEUTRAL				0-0-0				0-0-0				0-0-0			
RPI	S	Opponent		Score		RPI	S	Opponent		Score		RPI	S	Opponent		Score		RPI	S	Opponent		Score	
						45	A	San Di ego St.		4	5	65	A	San Di ego		4	8	117	A	Cal St. Fullerton		2	10
												86	H	TCU		6	14	117	A	Cal St. Fullerton		0	2
												86	H	TCU		2	3	117	A	Cal St. Fullerton		3	7
												86	H	TCU		9	8	144	H	CSUN		13	8
												95	H	Kansas		12	2	144	H	CSUN		1	4
												95	H	Kansas		5	6	163	H	Val parai so		7	11
																		163	H	Val parai so		6	12
																		172	H	Washington St.		4	5
																		182	N	Cal Poly		5	1
																		190	A	UC Ri versi de		8	9
																		228	H	Penn St.		8	1
																		228	H	Penn St.		8	7
																		228	H	Penn St.		8	7
																		234	A	Northern Colo.		9	6
																		234	A	Northern Colo.		18	1
																		234	A	Northern Colo.		4	7
																		249	H	Chi cago St.		11	2
																		249	H	Chi cago St.		3	2
																		249	H	Chi cago St.		13	5
LAST 10 GAMES																							
						234	A	Northern Colo.		4	7	249	H	Chi cago St.		3	2						
						234	A	Northern Colo.		9	6	95	H	Kansas		5	6						
						234	A	Northern Colo.		18	1	95	H	Kansas		12	2						
						249	H	Chi cago St.		11	2	117	A	Cal St. Fullerton		0	2						
						249	H	Chi cago St.		13	5	117	A	Cal St. Fullerton		2	10						

Non-Div. I Games:

Grand Canyon



Average RPI Win:		206	WON-LOST RECORD		WINNING PCT. RANK		LAST 10 GAMES		STRENGTH OF SCHEDULE				OPP. STRENGTH OF SCHEDULE		TEAM RPI		ADJ RPI		CONF. RPI		ADJ CONF. RPI	
DIV. I ONLY			5-11-0		.3125 247		5-5-0		228				106		234		.4491 233		26		26	
DIV. I NON-CONF.			3-10-0		.23077 262		3-4-0		176				135		224		.46203 224		25		25	
TOTALS		RPI 1-25		RPI 26-50		W-L RECORDS		RPI 51-100				RPI 101-150				RPI 150+						
5-11-0		0-0-0		0-0-0		OVERALL		0-7-0				1-1-0				4-3-0						
2-1-0		0-0-0		0-0-0		HOME		0-0-0				0-0-0				2-1-0						
3-10-0		0-0-0		0-0-0		AWAY		0-7-0				1-1-0				2-2-0						
0-0-0		0-0-0		0-0-0		NEUTRAL		0-0-0				0-0-0				0-0-0						
3-10-0		0-0-0		0-0-0		NON-CONFERENCE		0-7-0				1-1-0				2-2-0						
0-0-0		0-0-0		0-0-0		HOME		0-0-0				0-0-0				0-0-0						
3-10-0		0-0-0		0-0-		AWAY		0-7-0				1-1-0				2-2-0						
0-0-0		0-0-0		0-0-0		NEUTRAL		0-0-0				0-0-0				0-0-0						
2-1-0		0-0-0		0-0-0		CONFERENCE		0-0-0				0-0-0				2-1-0						
2-1-0		0-0-0		0-0-0		HOME		0-0-0				0-0-0				2-1-0						
0-0-0		0-0-0		0-0-0		AWAY		0-0-0				0-0-0				0-0-0						
0-0-0		0-0-0		0-0-0		NEUTRAL		0-0-0				0-0-0				0-0-0						
RPI	S	Opponent		Score		RPI	S	Opponent		Score		RPI	S	Opponent		Score						
								64	A	South Carolina	3	7	111	A	Rutgers	6	5					
								64	A	South Carolina	2	9	141	A	Ri chmond	3	7					
								64	A	South Carolina	4	6	192	H	Cornel I	7	6					
								87	A	UNCW	5	7	192	H	Cornel I	2	5					
								87	A	UNCW	5	8	192	H	Cornel I	10	4					
								87	A	UNCW	1	11	267	A	Georgetown	10	4					
								87	A	UNCW	8	9	267	A	Georgetown	3	5					
													267	A	Georgetown	5	3					
													267	A	Georgetown	1	3					
				LAST 10 GAMES																		
								192	H	Cornel I	7	6	267	A	Georgetown	3	5					
								192	H	Cornel I	10	4	267	A	Georgetown	10	4					
								192	H	Cornel I	2	5	267	A	Georgetown	1	3					
								111	A	Rutgers	6	5	267	A	Georgetown	5	3					
								141	A	Ri chmond	3	7	64	A	South Carolina	4	6					




P  
r  
i  
n  
c  
e  
t  
o  
n

**Non-Div. I Games:**

Princeton

Average RPI Win: 204		WON-LOST	WINNING	LAST 10	STRENGTH OF		OPP. STRENGTH	TEAM	ADJ	CONF.	ADJ CONF.
Average RPI Loss: 174		RECORD	PCT. RANK	GAMES	SCHEDULE		OF SCHEDULE	RPI	RPI	RPI	RPI
DIV. I ONLY		14-11-0	.56	112	4-5-0		289	128	230	.44875	234
DIV. I NON-CONF.		12-7-0	.63158	79	2-1-0		292	82	216	.46276	222
TOTALS		RPI 1-25	RPI 26-50		W-L RECORDS		RPI 51-100		RPI 101-150		RPI 150+
14-11-0		0-0-0	0-0-0		OVERALL		1-2-0		1-2-0		12-7-0
7-5-0		0-0-0	0-0-0		HOME		0-1-0		0-0-0		7-4-0
7-6-0		0-0-0	0-0-0		AWAY		1-1-0		1-2-0		5-3-0
0-0-0		0-0-0	0-0-0		NEUTRAL		0-0-0		0-0-0		0-0-0
12-7-0		0-0-0	0-0-0		NON-CONFERENCE		1-2-0		0-0-0		11-5-0
6-3-0		0-0-0	0-0-0		HOME		0-1-0		0-0-0		6-2-0
6-4-0		0-0-0	0-0-		AWAY		1-1-0		0-0-0		5-3-0
0-0-0		0-0-0	0-0-0		NEUTRAL		0-0-0		0-0-0		0-0-0
2-4-0		0-0-0	0-0-0		CONFERENCE		0-0-0		1-2-0		1-2-0
1-2-0		0-0-0	0-0-0		HOME		0-0-0		0-0-0		1-2-0
1-2-0		0-0-0	0-0-0		AWAY		0-0-0		1-2-0		0-0-0
0-0-0		0-0-0	0-0-0		NEUTRAL		0-0-0		0-0-0		0-0-0
RPI	S	Opponent	Score	RPI	S	Opponent	Score	RPI	S	Opponent	Score

**Non-Div. I Games:**

 Tie, 
  Loss, 
  Non-Conf, 
 S Site, H Home, A Away, N Neutral

Page 235



Average RPI Win:		161	WON-LOST RECORD		WINNING PCT. RANK		LAST 10 GAMES		STRENGTH OF SCHEDULE		OPP. STRENGTH OF SCHEDULE		TEAM RPI		ADJ RPI		CONF. RPI		ADJ CONF. RPI				
DIV. I ONLY			6-18-0		.25	276	3-7-0		143		274		237		.44808		237	25		25			
DIV. I NON-CONF.			3-12-0		.2	266	0-1-0		115		222		227		.45662		227	23		23			
TOTALS		RPI 1-25		RPI 26-50			W-L RECORDS			RPI 51-100			RPI 101-150			RPI 150+							
6-18-0		1-0-0		0-0-0			OVERALL			1-2-0			0-3-0			4-13-0							
1-3-0		0-0-0		0-0-0			HOME			0-0-0			0-0-0			1-3-0							
5-15-0		1-0-0		0-0-0			AWAY			1-2-0			0-3-0			3-10-0							
0-0-0		0-0-0		0-0-0			NEUTRAL			0-0-0			0-0-0			0-0-0							
3-12-0		1-0-0		0-0-0			NON-CONFERENCE			1-2-0			0-3-0			1-7-0							
0-1-0		0-0-0		0-0-0			HOME			0-0-0			0-0-0			0-1-0							
3-11-0		1-0-0		0-0-			AWAY			1-2-0			0-3-0			1-6-0							
0-0-0		0-0-0		0-0-0			NEUTRAL			0-0-0			0-0-0			0-0-0							
3-6-0		0-0-0		0-0-0			CONFERENCE			0-0-0			0-0-0			3-6-0							
1-2-0		0-0-0		0-0-0			HOME			0-0-0			0-0-0			1-2-0							
2-4-0		0-0-0		0-0-0			AWAY			0-0-0			0-0-0			2-4-0							
0-0-0		0-0-0		0-0-0			NEUTRAL			0-0-0			0-0-0			0-0-0							
RPI	S	Opponent		Score		RPI	S	Opponent		Score		RPI	S	Opponent		Score		RPI	S	Opponent		Score	
20	A	Kentucky		8	6							83	A	ETSU		2	6	130	A	La. -Monroe		10	13
												83	A	ETSU		5	4	130	A	La. -Monroe		5	9
												83	A	ETSU		2	7	130	A	La. -Monroe		9	21
																		170	H	Wright St.		12	11
																		170	H	Wright St.		2	14
																		170	H	Wright St.		5	12
																		181	A	Lipscomb		6	11
																		181	A	Lipscomb		5	9
																		181	A	Lipscomb		2	1
																		181	A	Lipscomb		4	12
																		196	A	Mi ami (OH)		0	2
																		196	A	Mi ami (OH)		2	10
																		196	H	Mi ami (OH)		9	11
																		197	A	Cinci nnati		3	5
																		241	A	Ill. -Chi cago		0	5
																		241	A	Ill. -Chi cago		3	4
																		241	A	Ill. -Chi cago		6	1
																		268	A	Youngstown St.		2	9
																		268	A	Youngstown St.		1	3
																		268	A	Youngstown St.		12	5
LAST 10 GAMES																							
						170	H	Wright St.		2	14	268	A	Youngstown St.		1	3						
						170	H	Wright St.		12	11	241	A	Ill. -Chi cago		0	5						
						170	H	Wright St.		5	12	241	A	Ill. -Chi cago		6	1						
						268	A	Youngstown St.		12	5	241	A	Ill. -Chi cago		3	4						
						268	A	Youngstown St.		2	9	196	H	Mi ami (OH)		9	11						

Non-Div. I Games:

Northern Ky.

Average RPI Win: 224		WON-LOST	WINNING	LAST 10	STRENGTH OF		OPP. STRENGTH	TEAM	ADJ	CONF.	ADJ CONF.
Average RPI Loss: 114		RECORD	PCT. RANK	GAMES	SCHEDULE		OF SCHEDULE	RPI	RPI	RPI	RPI
DIV. I ONLY		11-14-0	.44	189	3-7-0		226	202	238	.44758	238
DIV. I NON-CONF.		9-9-0	.5	141	2-2-0		236	230	208	.47	208
TOTALS		RPI 1-25	RPI 26-50		W-L RECORDS		RPI 51-100		RPI 101-150		RPI 150+
11-14-0	0-0-0	0-0-0		OVERALL		0-7-0		2-5-0		9-2-0	
2-7-0	0-0-0	0-0-0		HOME		0-3-0		2-4-0		0-0-0	
1-2-0	0-0-0	0-0-0		AWAY		0-1-0		0-0-0		1-1-0	
8-5-0	0-0-0	0-0-0		NEUTRAL		0-3-0		0-1-0		8-1-0	
9-9-0	0-0-0	0-0-0		NON-CONFERENCE		0-4-0		1-3-0		8-2-0	
1-2-0	0-0-0	0-0-0		HOME		0-0-0		1-2-0		0-0-0	
1-2-0	0-0-0	0-0-0		AWAY		0-1-0		0-0-0		1-1-0	
7-5-0	0-0-0	0-0-0		NEUTRAL		0-3-0		0-1-0		7-1-0	
2-5-0	0-0-0	0-0-0		CONFERENCE		0-3-0		1-2-0		1-0-0	
1-5-0	0-0-0	0-0-0		HOME		0-3-0		1-2-0		0-0-0	
0-0-0	0-0-0	0-0-0		AWAY		0-0-0		0-0-0		0-0-0	
1-0-0	0-0-0	0-0-0		NEUTRAL		0-0-0		0-0-0		1-0-0	
RPI S Opponent	Score	RPI S Opponent	Score	RPI S Opponent	Score	RPI S Opponent	Score	RPI S Opponent	Score	RPI S Opponent	Score
				63 H Kent St.	2 6	101 H Butler	3 13				
				63 H Kent St.	3 8	101 H Butler	4 1				
				63 H Kent St.	6 12	101 H Butler	0 3				
				77 A Michigan	6 7	133 H Toledo	4 13				
				88 N Purdue	1 5	133 H Toledo	0 3				
				88 N Purdue	1 5	133 H Toledo	5 0				
				88 N Purdue	4 10	140 N FIU	2 4				
						185 A Campbell	1 5				
						196 N Miami (OH)	4 2				
						219 N Saint Joseph's	8 5				
						235 N Yale	6 0				
						245 A Michigan St.	6 1				
						263 N St. Bonaventure	9 2				
						263 N St. Bonaventure	1 0				
						263 N St. Bonaventure	8 4				
						267 N Georgetown	12 7				
						267 N Georgetown	5 9				
						284 N Villanova	6 0				
LAST 10 GAMES				63 H Kent St.	6 12	133 H Toledo	0 3				
				63 H Kent St.	2 6	133 H Toledo	5 0				
				63 H Kent St.	3 8	77 A Michigan	6 7				
				245 A Michigan St.	6 1	101 H Butler	3 13				
				133 H Toledo	4 13	101 H Butler	4 1				

Non-Div. I Games:

Western Mich.

Average RPI Win:		207	WON-LOST RECORD		WINNING PCT. RANK		LAST 10 GAMES		STRENGTH OF SCHEDULE		OPP. STRENGTH OF SCHEDULE		TEAM RPI		ADJ RPI		CONF. RPI		ADJ CONF. RPI	
DIV. I ONLY			7-15-0		.31818 239		3-7-0		171		247		239		.44431 239		20		20	
DIV. I NON-CONF.			6-13-0		.31579 226		2-5-0		206		244		241		.44774 241		22		22	
TOTALS		RPI 1-25		RPI 26-50		W-L RECORDS		RPI 51-100		RPI 101-150		RPI 150+								
7-15-0		0-2-0		0-0-0		OVERALL		0-0-0		0-1-0		7-12-0								
4-3-0		0-0-0		0-0-0		HOME		0-0-0		0-0-0		4-3-0								
2-12-0		0-2-0		0-0-0		AWAY		0-0-0		0-1-0		2-9-0								
1-0-0		0-0-0		0-0-0		NEUTRAL		0-0-0		0-0-0		1-0-0								
6-13-0		0-2-0		0-0-0		NON-CONFERENCE		0-0-0		0-1-0		6-10-0								
3-1-0		0-0-0		0-0-0		HOME		0-0-0		0-0-0		3-1-0								
2-12-0		0-2-0		0-0-		AWAY		0-0-0		0-1-0		2-9-0								
1-0-0		0-0-0		0-0-0		NEUTRAL		0-0-0		0-0-0		1-0-0								
1-2-0		0-0-0		0-0-0		CONFERENCE		0-0-0		0-0-0		1-2-0								
1-2-0		0-0-0		0-0-0		HOME		0-0-0		0-0-0		1-2-0								
0-0-0		0-0-0		0-0-0		AWAY		0-0-0		0-0-0		0-0-0								
0-0-0		0-0-0		0-0-0		NEUTRAL		0-0-0		0-0-0		0-0-0								
RPI	S	Opponent		Score		RPI	S	Opponent		Score		RPI	S	Opponent		Score				
11	A	Arkansas		0	11							139	A	Wofford		2	4			
11	A	Arkansas		1	18							151	H	Eastern Mich.		11	9			
												160	A	High Point		3	4			
												160	A	High Point		7	8			
												160	A	High Point		2	12			
												170	A	Wright St.		3	7			
												179	H	George Washington		2	17			
												179	H	George Washington		2	9			
												179	H	George Washington		15	9			
												193	A	Ball St.		4	3			
												193	A	Ball St.		2	3			
												193	H	Ball St.		3	0			
												193	H	Ball St.		2	10			
												227	N	Evansville		6	3			
												250	H	Hartford		7	4			
												257	A	USC Upstate		2	15			
												257	A	USC Upstate		6	5			
												257	A	USC Upstate		8	10			
												257	A	USC Upstate		0	8			
												266	A	Bowling Green		4	5			
LAST 10 GAMES																				
						179	H	George Washington		2	17	257	A	USC Upstate		6	5			
						179	H	George Washington		2	9	266	A	Bowling Green		4	5			
						179	H	George Washington		15	9	193	A	Ball St.		2	3			
						257	A	USC Upstate		2	15	193	H	Ball St.		2	10			
						257	A	USC Upstate		0	8	193	H	Ball St.		3	0			

Non-Div. I Games:

Dayton

Average RPI Win:		215	WON-LOST RECORD		WINNING PCT. RANK		LAST 10 GAMES		STRENGTH OF SCHEDULE		OPP. STRENGTH OF SCHEDULE		TEAM RPI		ADJ RPI		CONF. RPI		ADJ CONF. RPI	
DIV. I ONLY			8-18-1		.31481	246	6-3-0		233		142		240		.4442	240	21		21	
DIV. I NON-CONF.			4-16-1		.21429	264	2-1-0		238		115		273		.4133	273	21		21	
TOTALS		RPI 1-25		RPI 26-50		W-L RECORDS		RPI 51-100		RPI 101-150		RPI 150+								
8-18-1		0-0-0		0-2-0		OVERALL		0-5-0		0-5-1		8-6-0								
1-2-0		0-0-0		0-0-0		HOME		0-0-0		0-0-0		1-2-0								
5-12-1		0-0-0		0-1-0		AWAY		0-4-0		0-3-1		5-4-0								
2-4-0		0-0-0		0-1-0		NEUTRAL		0-1-0		0-2-0		2-0-0								
4-16-1		0-0-0		0-2-0		NON-CONFERENCE		0-5-0		0-5-1		4-4-0								
1-2-0		0-0-0		0-0-0		HOME		0-0-0		0-0-0		1-2-0								
1-10-1		0-0-0		0-0-		AWAY		0-4-0		0-3-1		1-2-0								
2-4-0		0-0-0		0-1-0		NEUTRAL		0-1-0		0-2-0		2-0-0								
4-2-0		0-0-0		0-0-0		CONFERENCE		0-0-0		0-0-0		4-2-0								
0-0-0		0-0-0		0-0-0		HOME		0-0-0		0-0-0		0-0-0								
4-2-0		0-0-0		0-0-0		AWAY		0-0-0		0-0-0		4-2-0								
0-0-0		0-0-0		0-0-0		NEUTRAL		0-0-0		0-0-0		0-0-0								
RPI	S	Opponent		Score	RPI	S	Opponent		Score	RPI	S	Opponent		Score	RPI	S	Opponent		Score	
					32	A	Stetson		3 5	54	A	South Fla.		0 6	102	N	Virginia Tech		3 4	
					46	N	Seton Hall		4 10	54	A	South Fla.		6 10	102	N	Virginia Tech		4 7	
										54	A	South Fla.		2 3	125	A	New Mexico		9 20	
										77	A	Michigan		5 8	125	A	New Mexico		6 6	
										88	N	Purdue		1 11	125	A	New Mexico		7 8	
															125	A	New Mexico		0 6	
															180	A	Northern Ill.		5 9	
															180	A	Northern Ill.		8 1	
															180	A	Northern Ill.		6 0	
															193	A	Ball St.		23 1	
															193	A	Ball St.		7 4	
															193	A	Ball St.		2 5	
															204	H	Northwestern		7 3	
															204	H	Northwestern		2 5	
															204	H	Northwestern		2 4	
															231	A	UTRGV		3 6	
															231	A	UTRGV		6 7	
															245	A	Michigan St.		3 1	
															264	N	SFA		5 3	
															264	N	SFA		10 8	
LAST 10 GAMES				LAST 10 GAMES				LAST 10 GAMES				LAST 10 GAMES								
					193	A	Ball St.		7 4	180	A	Northern Ill.		8 1						
					193	A	Ball St.		23 1	180	A	Northern Ill.		6 0						
					193	A	Ball St.		2 5	245	A	Michigan St.		3 1						
					77	A	Michigan		5 8	204	H	Northwestern		7 3						
					180	A	Northern Ill.		5 9	204	H	Northwestern		2 5						

Non-Div. I Games:	Lawrence Tech	14	1
-------------------	---------------	----	---

Central Mich.



Average RPI Win:	225	WON-LOST	WINNING	LAST 10	STRENGTH OF	OPP. STRENGTH	TEAM	ADJ	CONF.	ADJ CONF.	
Average RPI Loss:	187	RECORD	PCT. RANK	GAMES	SCHEDULE	OF SCHEDULE	RPI	RPI	RPI	RPI	
DIV. I ONLY	14-10-0	.58333	98	4-6-0	292	150	241	.44397	241	25	25
DIV. I NON-CONF.	10-5-0	.66667	59	0-1-0	271	154	141	.50595	141	23	23
<hr/>											
TOTALS	RPI 1-25	RPI 26-50		W-L RECORDS		RPI 51-100		RPI 101-150		RPI 150+	
14-10-0	0-0-0	1-2-0		OVERALL		0-0-0		0-1-0		13-7-0	
8-3-0	0-0-0	0-0-0		HOME		0-0-0		0-0-0		8-3-0	
3-7-0	0-0-0	1-2-0		AWAY		0-0-0		0-1-0		2-4-0	
3-0-0	0-0-0	0-0-0		NEUTRAL		0-0-0		0-0-0		3-0-0	
10-5-0	0-0-0	1-2-0		NON-CONFERENCE		0-0-0		0-1-0		9-2-0	
4-1-0	0-0-0	0-0-0		HOME		0-0-0		0-0-0		4-1-0	
3-4-0	0-0-0	1-0-		AWAY		0-0-0		0-1-0		2-1-0	
3-0-0	0-0-0	0-0-0		NEUTRAL		0-0-0		0-0-0		3-0-0	
4-5-0	0-0-0	0-0-0		CONFERENCE		0-0-0		0-0-0		4-5-0	
4-2-0	0-0-0	0-0-0		HOME		0-0-0		0-0-0		4-2-0	
0-3-0	0-0-0	0-0-0		AWAY		0-0-0		0-0-0		0-3-0	
0-0-0	0-0-0	0-0-0		NEUTRAL		0-0-0		0-0-0		0-0-0	
RPI	S	Opponent	Score	RPI	S	Opponent	Score	RPI	S	Opponent	Score
				36	A	Georgi a Tech	0 5				
				36	A	Georgi a Tech	12 5				
				36	A	Georgi a Tech	2 3				
								136	A	New Orleans	4 5
								180	H	Northern Ill.	18 3
								180	H	Northern Ill.	1 5
								206	H	Oakl and	1 2
								206	H	Oakl and	8 1
								206	H	Oakl and	4 3
								231	A	UTRGV	4 3
								231	A	UTRGV	14 3
								231	A	UTRGV	4 9
								237	H	Northern Ky.	4 3
								237	H	Northern Ky.	5 0
								237	H	Northern Ky.	1 6
								249	H	Chi cago St.	4 0
								249	H	Chi cago St.	4 3
								249	H	Chi cago St.	2 1
								268	A	Youngstown St.	1 3
								268	A	Youngstown St.	2 7
								268	A	Youngstown St.	5 6
								272	N	Southern U.	9 5
								272	N	Southern U.	3 0
								291	N	Prairie View	10 7
				LAST 10 GAMES							
				268	A	Youngstown St.	5 6	206	H	Oakl and	8 1
				268	A	Youngstown St.	2 7	206	H	Oakl and	4 3
				268	A	Youngstown St.	1 3	237	H	Northern Ky.	5 0
				180	H	Northern Ill.	1 5	237	H	Northern Ky.	1 6
				206	H	Oakl and	1 2	237	H	Northern Ky.	4 3

Non-Div. I Games: Roosevelt 4 3

Average RPI Win: 173		WON-LOST RECORD		WINNING PCT. RANK		LAST 10 GAMES		STRENGTH OF SCHEDULE		OPP. STRENGTH OF SCHEDULE		TEAM RPI		ADJ RPI		CONF. RPI		ADJ CONF. RPI	
DIV. I ONLY		6-22-0		.21429 287		2-8-0		52		258		242		.44386 242		17		17	
DIV. I NON-CONF.		4-11-0		.26667 245		0-1-0		67		273		252		.43748 252		19		19	
TOTALS		RPI 1-25		RPI 26-50		W-L RECORDS		RPI 51-100		RPI 101-150		RPI 150+							
6-22-0		0-0-0		1-5-0		OVERALL		0-0-0		0-7-0		5-10-0							
4-14-0		0-0-0		1-4-0		HOME		0-0-0		0-5-0		3-5-0							
2-8-0		0-0-0		0-1-0		AWAY		0-0-0		0-2-0		2-5-0							
0-0-0		0-0-0		0-0-0		NEUTRAL		0-0-0		0-0-0		0-0-0							
4-11-0		0-0-0		1-2-0		NON-CONFERENCE		0-0-0		0-3-0		3-6-0							
4-7-0		0-0-0		1-1-0		HOME		0-0-0		0-1-0		3-5-0							
0-4-0		0-0-0		0-0-		AWAY		0-0-0		0-2-0		0-1-0							
0-0-0		0-0-0		0-0-0		NEUTRAL		0-0-0		0-0-0		0-0-0							
2-11-0		0-0-0		0-3-0		CONFERENCE		0-0-0		0-4-0		2-4-0							
0-7-0		0-0-0		0-3-0		HOME		0-0-0		0-4-0		0-0-0							
2-4-0		0-0-0		0-0-0		AWAY		0-0-0		0-0-0		2-4-0							
0-0-0		0-0-0		0-0-0		NEUTRAL		0-0-0		0-0-0		0-0-0							
RPI	S	Opponent	Score		RPI	S	Opponent	Score		RPI	S	Opponent	Score						
			28	H	Missouri St.	2	11			118	H	Rice	2	6					
			28	H	Missouri St.	8	0			127	H	Southeastern La.	4	6					
			43	A	Texas	2	7			127	H	Southeastern La.	1	8					
			44	H	Sam Houston St.	1	3			127	H	Southeastern La.	3	5					
			44	H	Sam Houston St.	2	5			134	H	Northwestern St.	2	7					
			44	H	Sam Houston St.	1	8			142	A	Tulane	1	7					
										142	A	Tulane	2	6					
										156	A	Incarnate Word	9	3					
										156	A	Incarnate Word	3	8					
										156	A	Incarnate Word	2	12					
										175	A	Houston	1	3					
										187	A	Houston Baptist	2	5					
										187	A	Houston Baptist	6	4					
										187	A	Houston Baptist	4	7					
										217	H	Hofstra	0	1					
										217	H	Hofstra	2	3					
										217	H	Hofstra	3	0					
										217	H	Hofstra	2	1					
										231	H	UTRGV	2	5					
										231	H	UTRGV	5	8					
										231	H	UTRGV	5	3					
										251	H	Texas Southern	3	4					
LAST 10 GAMES																			
			187	A	Houston Baptist	6	4			156	A	Incarnate Word	3	8					
			187	A	Houston Baptist	2	5			156	A	Incarnate Word	9	3					
			187	A	Houston Baptist	4	7			175	A	Houston	1	3					
			134	H	Northwestern St.	2	7			127	H	Southeastern La.	3	5					
			156	A	Incarnate Word	2	12			127	H	Southeastern La.	1	8					

Non-Div. I Games:

Lamar University

Average RPI Win:		196	WON-LOST		WINNING		LAST 10		STRENGTH OF		OPP. STRENGTH		TEAM		ADJ		CONF.		ADJ CONF.	
Average RPI Loss:		168	RECORD		PCT. RANK		GAMES		SCHEDULE		OF SCHEDULE		RPI		RPI		RPI		RPI	
DIV. I ONLY			14-17-0		.45161	181	5-5-0		236		215		243		.4434	243	31		31	
DIV. I NON-CONF.			7-15-0		.31818	225	0-4-0		240		245		272		.41408	272	31		31	
TOTALS		RPI 1-25		RPI 26-50		W-L RECORDS		RPI 51-100		RPI 101-150		RPI 150+								
14-17-0		0-0-0		1-4-0		OVERALL		0-0-0		3-2-0		10-11-0								
9-11-0		0-0-0		0-3-0		HOME		0-0-0		2-1-0		7-7-0								
5-6-0		0-0-0		1-1-0		AWAY		0-0-0		1-0-0		3-4-0								
0-0-0		0-0-0		0-0-0		NEUTRAL		0-0-0		0-0-0		0-0-0								
7-15-0		0-0-0		1-4-0		NON-CONFERENCE		0-0-0		1-1-0		5-10-0								
4-10-0		0-0-0		0-3-0		HOME		0-0-0		0-0-0		4-7-0								
3-5-0		0-0-0		1-0-		AWAY		0-0-0		1-1-0		1-3-0								
0-0-0		0-0-0		0-0-0		NEUTRAL		0-0-0		0-0-0		0-0-0								
7-2-0		0-0-0		0-0-0		CONFERENCE		0-0-0		2-1-0		5-1-0								
5-1-0		0-0-0		0-0-0		HOME		0-0-0		2-1-0		3-0-0								
2-1-0		0-0-0		0-0-0		AWAY		0-0-0		0-0-0		2-1-0								
0-0-0		0-0-0		0-0-0		NEUTRAL		0-0-0		0-0-0		0-0-0								
RPI	S	Opponent	Score	RPI	S	Opponent	Score	RPI	S	Opponent	Score	RPI	S	Opponent	Score					
				31	A	Mercer	10 11					116	H	Bethune-Cookman	4 1					
				31	A	Mercer	15 7					116	H	Bethune-Cookman	7 1					
				31	H	Mercer	4 13					116	H	Bethune-Cookman	4 6					
				35	H	FGCU	7 15					140	A	FIU	8 4					
				35	H	FGCU	12 13					140	A	FIU	2 7					
												152	A	North Florida	4 13					
												152	A	North Florida	2 10					
												152	A	North Florida	6 8					
												164	H	N. C. Central	3 0					
												164	H	N. C. Central	11 3					
												164	H	N. C. Central	4 2					
												203	H	Marshall	0 9					
												203	H	Marshall	5 17					
												203	H	Marshall	8 1					
												248	H	Brown	1 9					
												248	H	Brown	2 5					
												248	H	Brown	0 7					
												248	H	Brown	5 0					
												258	A	Alabama St.	13 10					
												282	H	Alcorn	11 3					
												282	H	Alcorn	2 7					
												282	H	Alcorn	21 4					
												282	H	Alcorn	5 8					
												290	A	Savannah St.	13 5					
												290	A	Savannah St.	15 16					
												290	A	Savannah St.	6 4					
LAST 10 GAMES																				
				164	H	N. C. Central	11 3	152	A	North Florida	6 8									
				164	H	N. C. Central	3 0	152	A	North Florida	2 10									
				164	H	N. C. Central	4 2	290	A	Savannah St.	6 4									
				31	H	Mercer	4 13	290	A	Savannah St.	13 5									
				152	A	North Florida	4 13	290	A	Savannah St.	15 16									

Non-Div. I Games:

Flori da A&amp;M

Average RPI Win: 227		WON-LOST	WINNING	LAST 10	STRENGTH OF		OPP. STRENGTH	TEAM	ADJ	CONF.	ADJ CONF.
Average RPI Loss: 117		RECORD	PCT. RANK	GAMES	SCHEDULE		OF SCHEDULE	RPI	RPI	RPI	RPI
DIV. I ONLY		12-14-0	.46154	167	3-6-0		264	190	244	.44307	244
DIV. I NON-CONF.		7-7-0	.5	141	0-1-0		278	280	250	.43938	250
TOTALS		RPI 1-25	RPI 26-50		W-L RECORDS		RPI 51-100		RPI 101-150		RPI 150+
12-14-0		0-1-0	0-1-0		OVERALL		1-5-0		0-4-0		11-3-0
9-3-0		0-0-0	0-0-0		HOME		0-0-0		0-1-0		9-2-0
1-11-0		0-1-0	0-1-0		AWAY		1-5-0		0-3-0		0-1-0
2-0-0		0-0-0	0-0-0		NEUTRAL		0-0-0		0-0-0		2-0-0
7-7-0		0-1-0	0-1-0		NON-CONFERENCE		1-2-0		0-1-0		6-2-0
4-2-0		0-0-0	0-0-0		HOME		0-0-0		0-1-0		4-1-0
1-5-0		0-1-0	0-0-		AWAY		1-2-0		0-0-0		0-1-0
2-0-0		0-0-0	0-0-0		NEUTRAL		0-0-0		0-0-0		2-0-0
5-7-0		0-0-0	0-0-0		CONFERENCE		0-3-0		0-3-0		5-1-0
5-1-0		0-0-0	0-0-0		HOME		0-0-0		0-0-0		5-1-0
0-6-0		0-0-0	0-0-0		AWAY		0-3-0		0-3-0		0-0-0
0-0-0		0-0-0	0-0-0		NEUTRAL		0-0-0		0-0-0		0-0-0
RPI S	Opponent	Score	RPI S	Opponent	Score	RPI S	Opponent	Score	RPI S	Opponent	Score
5 A	Ole Miss	6 7	28 A	Missouri St.	4 5	75 A	Austin Peay	7 8	110 A	Jacksonville St.	3 5
						75 A	Austin Peay	2 10	110 A	Jacksonville St.	3 21
						75 A	Austin Peay	7 19	110 A	Jacksonville St.	4 13
						95 A	Kansas	10 5	126 H	Southern Ill.	5 23
						95 A	Kansas	3 5	165 H	SIUE	7 10
						95 A	Kansas	1 4	165 H	SIUE	9 8
									165 H	SIUE	6 5
									183 H	Eastern Ill.	7 4
									183 H	Eastern Ill.	5 0
									183 H	Eastern Ill.	13 7
									286 A	Al abama A&M	1 4
									289 H	Fort Wayne	5 7
									289 H	Fort Wayne	15 4
									289 H	Fort Wayne	16 4
									289 H	Fort Wayne	13 2
									294 H	Western Ill.	4 3
									294 N	Western Ill.	5 4
									294 N	Western Ill.	11 5
LAST 10 GAMES						183 H	Eastern Ill.	7 4			
						28 A	Missouri St.	4 5			
						75 A	Austin Peay	7 19			
						75 A	Austin Peay	7 8			
						75 A	Austin Peay	2 10			
						110 A	Jacksonville St.	4 13			
						110 A	Jacksonville St.	3 5			
						110 A	Jacksonville St.	3 21			
						183 H	Eastern Ill.	5 0			
						183 H	Eastern Ill.	13 7			

Non-Div. I Games: Kentucky St. 10 6 Brescia 10 0

Murray St.

Average RPI Win:		154	WON-LOST RECORD		WINNING PCT. RANK		LAST 10 GAMES		STRENGTH OF SCHEDULE		OPP. STRENGTH OF SCHEDULE		TEAM RPI		ADJ RPI		CONF. RPI		ADJ CONF. RPI	
DIV. I ONLY			7-19-0		.26923 266		2-8-0		128		234		245		.44292 245		9		9	
DIV. I NON-CONF.			5-13-0		.27778 241		1-3-0		197		257		261		.42593 261		8		8	
TOTALS		RPI 1-25		RPI 26-50		W-L RECORDS		RPI 51-100		RPI 101-150		RPI 150+								
7-19-0		0-1-0		1-1-0		OVERALL		1-5-0		3-8-0		2-4-0								
3-7-0		0-0-0		0-0-0		HOME		0-1-0		1-2-0		2-4-0								
2-7-0		0-0-0		0-0-0		AWAY		0-2-0		2-5-0		0-0-0								
2-5-0		0-1-0		1-1-0		NEUTRAL		1-2-0		0-1-0		0-0-0								
5-13-0		0-1-0		0-0-0		NON-CONFERENCE		1-2-0		2-6-0		2-4-0								
2-4-0		0-0-0		0-0-0		HOME		0-0-0		0-0-0		2-4-0								
2-5-0		0-0-0		0-0-		AWAY		0-0-0		2-5-0		0-0-0								
1-4-0		0-1-0		0-0-0		NEUTRAL		1-2-0		0-1-0		0-0-0								
2-6-0		0-0-0		1-1-0		CONFERENCE		0-3-0		1-2-0		0-0-0								
1-3-0		0-0-0		0-0-0		HOME		0-1-0		1-2-0		0-0-0								
0-2-0		0-0-0		0-0-0		AWAY		0-2-0		0-0-0		0-0-0								
1-1-0		0-0-0		1-1-0		NEUTRAL		0-0-0		0-0-0		0-0-0								
RPI	S	Opponent		Score		RPI	S	Opponent		Score		RPI	S	Opponent		Score				
4	N	Clemson		7 9		49	N	Illinois		4 2		57	N	UCLA		1 4				
						49	N	Illinois		4 15		71	N	Washington		3 4				
												77	A	Mi chi gan		0 11				
												77	A	Mi chi gan		3 12				
												77	H	Mi chi gan		1 3				
												91	N	Ari zona		3 2				
														111 H Rutgers		4 8				
														111 H Rutgers		4 6				
														111 H Rutgers		6 0				
														135 A Pepperdi ne		1 5				
														135 A Pepperdi ne		5 2				
														135 A Pepperdi ne		1 0				
														143 N Furman		2 3				
														146 A Fresno St.		4 5				
														146 A Fresno St.		1 2				
														146 A Fresno St.		4 5				
														146 A Fresno St.		4 9				
														238 H Western Mi ch.		1 6				
														240 H Central Mi ch.		1 3				
														277 H Niagara		10 12				
														277 H Niagara		2 3				
														277 H Niagara		10 1				
														277 H Niagara		5 1				
LAST 10 GAMES						LAST 10 GAMES						LAST 10 GAMES								
						111	H	Rutgers		6 0		77	H	Mi chi gan		1 3				
						111	H	Rutgers		4 6		77	A	Mi chi gan		3 12				
						111	H	Rutgers		4 8		240	H	Central Mi ch.		1 3				
						238	H	Western Mi ch.		1 6		277	H	Niagara		10 12				
						77	A	Mi chi gan		0 11		277	H	Niagara		5 1				

Non-Div. I Games:

Mi chi gan St.

Average RPI Win:	215	WON-LOST RECORD	WINNING PCT. RANK	LAST 10 GAMES	STRENGTH OF SCHEDULE	OPP. STRENGTH OF SCHEDULE	TEAM RPI	ADJ RPI	CONF. RPI	ADJ CONF. RPI	
DIV. I ONLY	10-12-0	.45455	178	2-8-0	213	244	246	.43975	246	17	17
DIV. I NON-CONF.	8-2-0	.8	21	0-1-0	283	284	171	.49094	171	19	19
<hr/>											
TOTALS	RPI 1-25	RPI 26-50		W-L RECORDS	RPI 51-100		RPI 101-150		RPI 150+		
10-12-0	0-0-0	0-3-0		OVERALL	0-1-0		2-1-0		8-7-0		
10-5-0	0-0-0	0-0-0		HOME	0-0-0		2-1-0		8-4-0		
0-7-0	0-0-0	0-3-0		AWAY	0-1-0		0-0-0		0-3-0		
0-0-0	0-0-0	0-0-0		NEUTRAL	0-0-0		0-0-0		0-0-0		
8-2-0	0-0-0	0-0-0		NON-CONFERENCE	0-1-0		0-0-0		8-1-0		
8-1-0	0-0-0	0-0-0		HOME	0-0-0		0-0-0		8-1-0		
0-1-0	0-0-0	0-0-		AWAY	0-1-0		0-0-0		0-0-0		
0-0-0	0-0-0	0-0-0		NEUTRAL	0-0-0		0-0-0		0-0-0		
2-10-0	0-0-0	0-3-0		CONFERENCE	0-0-0		2-1-0		0-6-0		
2-4-0	0-0-0	0-0-0		HOME	0-0-0		2-1-0		0-3-0		
0-6-0	0-0-0	0-3-0		AWAY	0-0-0		0-0-0		0-3-0		
0-0-0	0-0-0	0-0-0		NEUTRAL	0-0-0		0-0-0		0-0-0		
RPI	S	Opponent	Score	RPI	S	Opponent	Score	RPI	S	Opponent	Score
				44	A	Sam Houston St.	1 10				
				44	A	Sam Houston St.	0 10				
				44	A	Sam Houston St.	6 7				
								136	H	New Orleans	6 5
								136	H	New Orleans	10 14
								136	H	New Orleans	7 6
								156	A	Incarnate Word	7 8
								156	A	Incarnate Word	2 5
								156	A	Incarnate Word	6 7
								173	H	Qui nni pi ac	10 9
								173	H	Qui nni pi ac	11 2
								173	H	Qui nni pi ac	5 4
								251	H	Texas Southern	6 5
								251	H	Texas Southern	6 8
								251	H	Texas Southern	8 1
								264	H	SFA	6 13
								264	H	SFA	3 16
								264	H	SFA	7 11
								287	H	Mi ssi ssi ppi Val .	8 7
								287	H	Mi ssi ssi ppi Val .	15 4
								287	H	Mi ssi ssi ppi Val .	11 3
				LAST 10 GAMES							
				44	A	Sam Houston St.	0 10	264	H	SFA	7 11
				44	A	Sam Houston St.	6 7	90	A	UT Arlington	0 3
				44	A	Sam Houston St.	1 10	136	H	New Orleans	10 14
				264	H	SFA	3 16	136	H	New Orleans	6 5
				264	H	SFA	6 13	136	H	New Orleans	7 6

Non-Div. I Games: Tex. Permian Basin 8 2 Dallas Christian 11 0 Baker 6 5 Abilene Christian

Average RPI Win: 230		WON-LOST RECORD		WINNING PCT. RANK		LAST 10 GAMES		STRENGTH OF SCHEDULE		OPP. STRENGTH OF SCHEDULE		TEAM RPI		ADJ RPI		CONF. RPI		ADJ CONF. RPI	
DIV. I ONLY		13-12-0		.52 132		4-6-0		277		223		247		.4391 247		15		15	
DIV. I NON-CONF.		11-11-0		.5 141		2-5-0		270		227		239		.44973 239		16		16	
TOTALS		RPI 1-25		RPI 26-50		W-L RECORDS		RPI 51-100		RPI 101-150		RPI 150+							
13-12-0		0-3-0		0-0-0		OVERALL		2-3-0		1-3-0		10-3-0							
9-5-0		0-0-0		0-0-0		HOME		1-0-0		1-3-0		7-2-0							
4-7-0		0-3-0		0-0-0		AWAY		1-3-0		0-0-0		3-1-0							
0-0-0		0-0-0		0-0-0		NEUTRAL		0-0-0		0-0-0		0-0-0							
11-11-0		0-3-0		0-0-0		NON-CONFERENCE		2-3-0		1-3-0		8-2-0							
7-4-0		0-0-0		0-0-0		HOME		1-0-0		1-3-0		5-1-0							
4-7-0		0-3-0		0-0-		AWAY		1-3-0		0-0-0		3-1-0							
0-0-0		0-0-0		0-0-0		NEUTRAL		0-0-0		0-0-0		0-0-0							
2-1-0		0-0-0		0-0-0		CONFERENCE		0-0-0		0-0-0		2-1-0							
2-1-0		0-0-0		0-0-0		HOME		0-0-0		0-0-0		2-1-0							
0-0-0		0-0-0		0-0-0		AWAY		0-0-0		0-0-0		0-0-0							
0-0-0		0-0-0		0-0-0		NEUTRAL		0-0-0		0-0-0		0-0-0							
RPI	S	Opponent		Score		RPI	S	Opponent		Score		RPI	S	Opponent		Score			
15	A	Fla. Atlantic		2	7					77	A	Mi chi gan	2	6	122	H	Bryant	5	6
15	A	Fla. Atlantic		3	6					77	A	Mi chi gan	0	11	122	H	Bryant	2	5
15	A	Fla. Atlantic		1	2					77	A	Mi chi gan	2	4	122	H	Bryant	7	3
										84	A	Maryl and	7	1	122	H	Bryant	2	13
										84	H	Maryl and	7	6	225	H	Monmouth	7	6
															225	H	Monmouth	2	1
															225	H	Monmouth	2	15
															261	A	Charleston So.	1	0
															261	A	Charleston So.	3	6
															261	A	Charleston So.	6	2
															273	A	La Salle	7	3
															281	H	Towson	6	3
															281	H	Towson	2	1
															281	H	Towson	2	10
															297	H	Del aware St.	9	0
															297	H	Del aware St.	9	5
															297	H	Del aware St.	11	4
LAST 10 GAMES																			
				77	A	Mi chi gan	2	4	281	H	Towson	2	1						
				77	A	Mi chi gan	0	11	281	H	Towson	6	3						
				77	A	Mi chi gan	2	6	122	H	Bryant	5	6						
				273	A	La Salle	7	3	122	H	Bryant	2	5						
				281	H	Towson	2	10	122	H	Bryant	7	3						

Non-Div. I Games:

Del aware

Average RPI Win: 224		WON-LOST RECORD	WINNING PCT. RANK	LAST 10 GAMES	STRENGTH OF SCHEDULE	OPP. STRENGTH OF SCHEDULE	TEAM RPI	ADJ RPI	CONF. RPI	ADJ CONF. RPI	
Average RPI Loss: 151											
DIV. I ONLY		6-13-0	.31579 245	3-7-0	239	199	248	.43872 248	26	26	
DIV. I NON-CONF.		4-9-0	.30769 232	1-3-0	112	132	166	.49571 166	25	25	
TOTALS		RPI 1-25	RPI 26-50		W-L RECORDS		RPI 51-100		RPI 101-150		RPI 150+
6-13-0	0-0-0		0-0-0		OVERALL		1-6-0		0-1-0		5-6-0
2-2-0	0-0-0		0-0-0		HOME		0-0-0		0-1-0		2-1-0
4-11-0	0-0-0		0-0-0		AWAY		1-6-0		0-0-0		3-5-0
0-0-0	0-0-0		0-0-0		NEUTRAL		0-0-0		0-0-0		0-0-0
4-9-0	0-0-0		0-0-0		NON-CONFERENCE		1-6-0		0-1-0		3-2-0
0-1-0	0-0-0		0-0-0		HOME		0-0-0		0-1-0		0-0-0
4-8-0	0-0-0		0-0-		AWAY		1-6-0		0-0-0		3-2-0
0-0-0	0-0-0		0-0-0		NEUTRAL		0-0-0		0-0-0		0-0-0
2-4-0	0-0-0		0-0-0		CONFERENCE		0-0-0		0-0-0		2-4-0
2-1-0	0-0-0		0-0-0		HOME		0-0-0		0-0-0		2-1-0
0-3-0	0-0-0		0-0-0		AWAY		0-0-0		0-0-0		0-3-0
0-0-0	0-0-0		0-0-0		NEUTRAL		0-0-0		0-0-0		0-0-0
RPI	S	Opponent	Score	RPI	S	Opponent	Score	RPI	S	Opponent	Score

Non-Div. I Games:

Brown



Average RPI Win: 243		WON-LOST	WINNING	LAST 10	STRENGTH OF		OPP. STRENGTH	TEAM	ADJ	CONF.	ADJ CONF.
Average RPI Loss: 150		RECORD	PCT. RANK	GAMES	SCHEDULE		OF SCHEDULE	RPI	RPI	RPI	RPI
DIV. I ONLY		5-19-0	.20833	289	1-9-0		73	283	249	.43853	249
DIV. I NON-CONF.		5-13-0	.27778	241	1-3-0		40	288	203	.47451	203
TOTALS		RPI 1-25	RPI 26-50		W-L RECORDS		RPI 51-100		RPI 101-150		RPI 150+
5-19-0		0-1-0	0-1-0		OVERALL		0-7-0		0-0-0		5-10-0
1-3-0		0-0-0	0-0-0		HOME		0-0-0		0-0-0		1-3-0
0-13-0		0-0-0	0-0-0		AWAY		0-7-0		0-0-0		0-6-0
4-3-0		0-1-0	0-1-0		NEUTRAL		0-0-0		0-0-0		4-1-0
5-13-0		0-1-0	0-1-0		NON-CONFERENCE		0-7-0		0-0-0		5-4-0
1-0-0		0-0-0	0-0-0		HOME		0-0-0		0-0-0		1-0-0
0-10-0		0-0-0	0-0-		AWAY		0-7-0		0-0-0		0-3-0
4-3-0		0-1-0	0-1-0		NEUTRAL		0-0-0		0-0-0		4-1-0
0-6-0		0-0-0	0-0-0		CONFERENCE		0-0-0		0-0-0		0-6-0
0-3-0		0-0-0	0-0-0		HOME		0-0-0		0-0-0		0-3-0
0-3-0		0-0-0	0-0-0		AWAY		0-0-0		0-0-0		0-3-0
0-0-0		0-0-0	0-0-0		NEUTRAL		0-0-0		0-0-0		0-0-0
RPI S	Opponent	Score		RPI S	Opponent	Score		RPI S	Opponent	Score	
17 N	I ndi ana	2	7	50 N	M innesota	5	16	68 A	UCF	0	10
								68 A	UCF	0	8
								68 A	UCF	1	20
								70 A	Bradl ey	1	16
								97 A	Sai nt Loui s	0	4
								97 A	Sai nt Loui s	4	8
								97 A	Sai nt Loui s	2	7
								191 H	Seattle U	1	10
								191 H	Seattle U	0	10
								191 H	Seattle U	1	13
								204 H	Northwestern	8	7
								230 N	LIU Brookl yn	12	3
								230 N	LIU Brookl yn	12	2
								230 N	LIU Brookl yn	3	8
								232 A	Grand Canyon	2	3
								232 A	Grand Canyon	5	13
								232 A	Grand Canyon	2	11
								241 A	III. -Chi cago	1	2
								241 A	III. -Chi cago	3	4
								241 A	III. -Chi cago	0	4
								263 N	St. Bonaventure	9	5
								288 N	Mt. St. Mary's	7	4
LAST 10 GAMES				LAST 10 GAMES				LAST 10 GAMES			

Non-Div. I Games:

Chi cago St.

Average RPI Win: 230		WON-LOST	WINNING	LAST 10	STRENGTH OF		OPP. STRENGTH	TEAM	ADJ		CONF.	ADJ CONF.
Average RPI Loss: 103		RECORD	PCT. RANK	GAMES	SCHEDULE		OF SCHEDULE	RPI	RPI		RPI	RPI
DIV. I ONLY		6-17-0	.26087	273	4-6-0		163	183	250		22	22
DIV. I NON-CONF.		3-14-0	.17647	274	2-4-0		50	196	232		20	20
TOTALS		RPI 1-25	RPI 26-50		W-L RECORDS		RPI 51-100		RPI 101-150		RPI 150+	
6-17-0		0-7-0	0-0-0		OVERALL		0-3-0		0-1-0		6-6-0	
4-3-0		0-1-0	0-0-0		HOME		0-0-0		0-1-0		4-1-0	
2-13-0		0-6-0	0-0-0		AWAY		0-3-0		0-0-0		2-4-0	
0-1-0		0-0-0	0-0-0		NEUTRAL		0-0-0		0-0-0		0-1-0	
3-14-0		0-7-0	0-0-0		NON-CONFERENCE		0-3-0		0-1-0		3-3-0	
2-2-0		0-1-0	0-0-0		HOME		0-0-0		0-1-0		2-0-0	
1-11-0		0-6-0	0-0-		AWAY		0-3-0		0-0-0		1-2-0	
0-1-0		0-0-0	0-0-0		NEUTRAL		0-0-0		0-0-0		0-1-0	
3-3-0		0-0-0	0-0-0		CONFERENCE		0-0-0		0-0-0		3-3-0	
2-1-0		0-0-0	0-0-0		HOME		0-0-0		0-0-0		2-1-0	
1-2-0		0-0-0	0-0-0		AWAY		0-0-0		0-0-0		1-2-0	
0-0-0		0-0-0	0-0-0		NEUTRAL		0-0-0		0-0-0		0-0-0	
RPI S	Opponent	Score	RPI S	Opponent	Score	RPI S	Opponent	Score	RPI S	Opponent	Score	
13 A	Northeastern	1 3				61 A	South Ala.	1 17	122 H	Bryant	6 8	
23 A	Oregon St.	0 5				61 A	South Ala.	3 6	170 A	Wright St.	4 13	
23 A	Oregon St.	4 5				61 A	South Ala.	3 9	170 N	Wright St.	2 11	
23 A	Oregon St.	2 3							209 H	Maine	1 6	
23 A	Oregon St.	0 5							209 H	Maine	1 0	
24 A	UConn	1 9							209 H	Maine	5 3	
24 H	UConn	0 1							218 H	Fairfield	13 11	
									235 A	Yale	5 3	
									239 A	Dayton	4 7	
									255 A	UMBC	2 3	
									255 A	UMBC	14 3	
									255 A	UMBC	5 9	
									256 H	Central Conn. St.	2 1	
LAST 10 GAMES												
256 H	Central Conn. St.	2 1	209 H	Maine	1 0							
24 H	UConn	0 1	209 H	Maine	5 3							
24 A	UConn	1 9	122 H	Bryant	6 8							
235 A	Yale	5 3	13 A	Northeastern	1 3							
209 H	Maine	1 6	255 A	UMBC	5 9							

Non-Div. I Games:

Hartford

Average RPI Win:	265	WON-LOST RECORD	WINNING PCT. RANK	LAST 10 GAMES	STRENGTH OF SCHEDULE	OPP. STRENGTH OF SCHEDULE	TEAM RPI	ADJ RPI	CONF. RPI	ADJ CONF. RPI		
DIV. I ONLY	10-18-0	.35714	222	5-5-0	245	259	251	.43719	251	30	30	
DIV. I NON-CONF.	3-14-0	.17647	274	1-2-0	182	153	254	.43622	254	30	30	
<hr/>												
TOTALS	RPI 1-25	RPI 26-50		W-L RECORDS	RPI 51-100		RPI 101-150		RPI 150+			
10-18-0	0-0-0	0-4-0		OVERALL	0-4-0		0-0-0		10-10-0			
5-1-0	0-0-0	0-0-0		HOME	0-0-0		0-0-0		5-1-0			
5-15-0	0-0-0	0-2-0		AWAY	0-4-0		0-0-0		5-9-0			
0-2-0	0-0-0	0-2-0		NEUTRAL	0-0-0		0-0-0		0-0-0			
<hr/>												
3-14-0	0-0-0	0-4-0		NON-CONFERENCE	0-4-0		0-0-0		3-6-0			
0-0-0	0-0-0	0-0-0		HOME	0-0-0		0-0-0		0-0-0			
3-12-0	0-0-0	0-0-		AWAY	0-4-0		0-0-0		3-6-0			
0-2-0	0-0-0	0-2-0		NEUTRAL	0-0-0		0-0-0		0-0-0			
<hr/>												
7-4-0	0-0-0	0-0-0		CONFERENCE	0-0-0		0-0-0		7-4-0			
5-1-0	0-0-0	0-0-0		HOME	0-0-0		0-0-0		5-1-0			
2-3-0	0-0-0	0-0-0		AWAY	0-0-0		0-0-0		2-3-0			
0-0-0	0-0-0	0-0-0		NEUTRAL	0-0-0		0-0-0		0-0-0			
<hr/>												
RPI	S	Opponent	Score	RPI	S	Opponent	Score	RPI	S	Opponent	Score	
				28	N	Missouri St.	2 8	94	A	Mississippi St.	6 11	
				28	N	Missouri St.	5 6	95	A	Kansas	1 7	
				47	A	Oklahoma	0 12	95	A	Kansas	5 7	
				47	A	Oklahoma	1 10	95	A	Kansas	2 3	
										175	A Houston	3 4
										187	A Houston Baptist	3 2
										187	A Houston Baptist	3 15
										242	A Lamar University	4 3
										246	A Abilene Christian	5 6
										246	A Abilene Christian	8 6
										246	A Abilene Christian	1 8
										264	A SFA	4 5
										264	A SFA	4 9
										270	A Grambling	5 10
										270	A Grambling	18 7
										270	A Grambling	8 9
										272	A Southern U.	8 1
										272	A Southern U.	8 9
										278	H Ark. -Pine Bluff	10 12
										278	H Ark. -Pine Bluff	10 0
										278	H Ark. -Pine Bluff	9 2
										291	H Prairie View	10 0
										291	H Prairie View	4 2
										291	H Prairie View	4 1
				LAST 10 GAMES								
				270	A	Grambling	18 7	278	H	Ark. -Pine Bluff	10 0	
				270	A	Grambling	5 10	278	H	Ark. -Pine Bluff	10 12	
				270	A	Grambling	8 9	94	A	Mississippi St.	6 11	
				264	A	SFA	4 5	187	A	Houston Baptist	3 2	
				278	H	Ark. -Pine Bluff	9 2	291	H	Prairie View	10 0	

Non-Div. I Games:

Texas Southern

Average RPI Win:		245	WON-LOST RECORD		WINNING PCT. RANK		LAST 10 GAMES		STRENGTH OF SCHEDULE		OPP. STRENGTH OF SCHEDULE		TEAM RPI		ADJ RPI		CONF. RPI		ADJ CONF. RPI	
DIV. I ONLY			4-20-0		.16667 292		4-6-0		114		229		252		.43564 252		27		27	
DIV. I NON-CONF.			0-18-0		0 292		0-4-0		27		195		271		.41717 271		27		27	
TOTALS		RPI 1-25		RPI 26-50		W-L RECORDS		RPI 51-100		RPI 101-150		RPI 150+								
4-20-0		0-3-0		0-0-0		OVERALL		0-3-0		0-8-0		4-6-0								
2-1-0		0-0-0		0-0-0		HOME		0-0-0		0-0-0		2-1-0								
2-19-0		0-3-0		0-0-0		AWAY		0-3-0		0-8-0		2-5-0								
0-0-0		0-0-0		0-0-0		NEUTRAL		0-0-0		0-0-0		0-0-0								
0-18-0		0-3-0		0-0-0		NON-CONFERENCE		0-3-0		0-8-0		0-4-0								
0-0-0		0-0-0		0-0-0		HOME		0-0-0		0-0-0		0-0-0								
0-18-0		0-3-0		0-0-		AWAY		0-3-0		0-8-0		0-4-0								
0-0-0		0-0-0		0-0-0		NEUTRAL		0-0-0		0-0-0		0-0-0								
4-2-0		0-0-0		0-0-0		CONFERENCE		0-0-0		0-0-0		4-2-0								
2-1-0		0-0-0		0-0-0		HOME		0-0-0		0-0-0		2-1-0								
2-1-0		0-0-0		0-0-0		AWAY		0-0-0		0-0-0		2-1-0								
0-0-0		0-0-0		0-0-0		NEUTRAL		0-0-0		0-0-0		0-0-0								
RPI	S	Opponent		Score		RPI	S	Opponent		Score		RPI	S	Opponent		Score				
3	A	Florida		1	7					68	A	UCF	0	1	124	A	Army West Point	6	9	
3	A	Florida		2	19					68	A	UCF	8	10	132	A	Charlotte	1	10	
3	A	Florida		2	10					68	A	UCF	0	2	132	A	Charlotte	5	12	
															132	A	Charlotte	3	14	
															132	A	Charlotte	2	9	
															139	A	Wofford	8	13	
															139	A	Wofford	6	12	
															139	A	Wofford	4	10	
															167	A	Gardner-Webb	1	4	
															167	A	Gardner-Webb	4	15	
															167	A	Gardner-Webb	1	6	
															167	A	Gardner-Webb	5	14	
															214	H	Marist	3	2	
															214	H	Marist	5	8	
															214	H	Marist	3	2	
															276	A	Iona	3	2	
															276	A	Iona	2	4	
															276	A	Iona	15	2	
LAST 10 GAMES																				
				214	H	Marist	3	2			276	A	Iona	3	2					
				214	H	Marist	3	2			276	A	Iona	15	2					
				214	H	Marist	5	8			139	A	Wofford	8	13					
				124	A	Army West Point	6	9			139	A	Wofford	6	12					
				276	A	Iona	2	4			139	A	Wofford	4	10					

Non-Div. I Games:

Si ena

Average RPI Win:		136	WON-LOST RECORD		WINNING PCT. RANK		LAST 10 GAMES		STRENGTH OF SCHEDULE		OPP. STRENGTH OF SCHEDULE		TEAM RPI		ADJ RPI		CONF. RPI		ADJ CONF. RPI				
DIV. I ONLY			4-20-0		.16667 292		1-8-0		115		222		253		.43561 253		19		19				
DIV. I NON-CONF.			2-10-0		.16667 277		0-0-0		39		136		189		.48023 189		17		17				
TOTALS		RPI 1-25		RPI 26-50		W-L RECORDS				RPI 51-100		RPI 101-150				RPI 150+							
4-20-0		0-0-0		2-8-0		OVERALL				0-0-0		0-1-0				2-11-0							
1-5-0		0-0-0		0-0-0		HOME				0-0-0		0-0-0				1-5-0							
3-15-0		0-0-0		2-8-0		AWAY				0-0-0		0-1-0				1-6-0							
0-0-0		0-0-0		0-0-0		NEUTRAL				0-0-0		0-0-0				0-0-0							
2-10-0		0-0-0		1-6-0		NON-CONFERENCE				0-0-0		0-1-0				1-3-0							
0-0-0		0-0-0		0-0-0		HOME				0-0-0		0-0-0				0-0-0							
2-10-0		0-0-0		1-0-		AWAY				0-0-0		0-1-0				1-3-0							
0-0-0		0-0-0		0-0-0		NEUTRAL				0-0-0		0-0-0				0-0-0							
2-10-0		0-0-0		1-2-0		CONFERENCE				0-0-0		0-0-0				1-8-0							
1-5-0		0-0-0		0-0-0		HOME				0-0-0		0-0-0				1-5-0							
1-5-0		0-0-0		1-2-0		AWAY				0-0-0		0-0-0				0-3-0							
0-0-0		0-0-0		0-0-0		NEUTRAL				0-0-0		0-0-0				0-0-0							
RPI	S	Opponent		Score		RPI	S	Opponent		Score		RPI	S	Opponent		Score		RPI	S	Opponent		Score	
				38	A	Troy		2	14					131	A	Arkansas St.		5	13				
				38	A	Troy		4	10					161	H	Eastern Ky.		6	7				
				38	A	Troy		2	6					161	H	Eastern Ky.		3	5				
				38	A	Troy		1	12					161	H	Eastern Ky.		4	9				
				40	A	Southern Miss.		2	16					197	A	Cincinnati		3	6				
				40	A	Southern Miss.		4	13					197	A	Cincinnati		7	5				
				40	A	Southern Miss.		13	10					197	A	Cincinnati		1	6				
				42	A	Tennessee Tech		5	12					197	A	Cincinnati		3	4				
				42	A	Tennessee Tech		11	13					260	A	Belmont		3	6				
				42	A	Tennessee Tech		4	3					260	A	Belmont		11	14				
														260	A	Belmont		8	9				
														265	H	Southeast Mo. St.		7	8				
														265	H	Southeast Mo. St.		8	7				
														265	H	Southeast Mo. St.		1	17				
LAST 10 GAMES																							
				161	H	Eastern Ky.		6	7			260	A	Belmont		3	6						
				161	H	Eastern Ky.		3	5			265	H	Southeast Mo. St.		7	8						
				161	H	Eastern Ky.		4	9			265	H	Southeast Mo. St.		1	17						
				260	A	Belmont		8	9			265	H	Southeast Mo. St.		8	7						
				260	A	Belmont		11	14			42	A	Tennessee Tech		4	3						

Non-Div. I Games: Union (TN) 11 5

UT Martin

Average RPI Win: 175		WON-LOST	WINNING	LAST 10	STRENGTH OF		OPP. STRENGTH	TEAM	ADJ		CONF.	ADJ CONF.		
Average RPI Loss: 131		RECORD	PCT. RANK	GAMES	SCHEDULE		OF SCHEDULE	RPI	RPI		RPI	RPI		
DIV. I ONLY		9-18-0	.33333	230	4-6-0		181	163	254	.43394	254	17	17	
DIV. I NON-CONF.		5-12-0	.29412	237	1-3-0		129	198	251	.43774	251	19	19	
TOTALS		RPI 1-25		RPI 26-50		W-L RECORDS		RPI 51-100		RPI 101-150		RPI 150+		
9-18-0		0-0-0		0-1-0		OVERALL		2-5-0		1-4-0		6-8-0		
8-6-0		0-0-0		0-0-0		HOME		2-0-0		1-2-0		5-4-0		
1-7-0		0-0-0		0-0-0		AWAY		0-3-0		0-2-0		1-2-0		
0-5-0		0-0-0		0-1-0		NEUTRAL		0-2-0		0-0-0		0-2-0		
5-12-0		0-0-0		0-1-0		NON-CONFERENCE		2-5-0		0-1-0		3-5-0		
5-3-0		0-0-0		0-0-0		HOME		2-0-0		0-0-0		3-3-0		
0-4-0		0-0-0		0-0-		AWAY		0-3-0		0-1-0		0-0-0		
0-5-0		0-0-0		0-1-0		NEUTRAL		0-2-0		0-0-0		0-2-0		
4-6-0		0-0-0		0-0-0		CONFERENCE		0-0-0		1-3-0		3-3-0		
3-3-0		0-0-0		0-0-0		HOME		0-0-0		1-2-0		2-1-0		
1-3-0		0-0-0		0-0-0		AWAY		0-0-0		0-1-0		1-2-0		
0-0-0		0-0-0		0-0-0		NEUTRAL		0-0-0		0-0-0		0-0-0		
RPI	S	Opponent	Score		RPI	S	Opponent	Score		RPI	S	Opponent	Score	
					40	N	Southern Miss.	4	20	56	N	Ohio St.	3	6
										88	H	Purdue	4	2
										91	A	Ari zona	5	11
										91	A	Ari zona	3	9
										91	A	Ari zona	3	11
										94	H	Mi ssi ssi ppi St.	7	4
										94	N	Mi ssi ssi ppi St.	4	14
										106	A	A&M-Corpus Christi	1	12
										107	A	Loui si ana	1	2
										134	H	Northwestern St.	3	5
										134	H	Northwestern St.	1	3
										134	H	Northwestern St.	5	4
										151	N	Eastern Mich.	5	11
										166	H	Stony Brook	5	6
										166	H	Stony Brook	4	5
										166	H	Stony Brook	14	7
										166	H	Stony Brook	3	6
										169	H	McNeese	7	2
										169	H	McNeese	4	5
										169	H	McNeese	1	0
										187	A	Houston Bapti st	5	4
										187	A	Houston Bapti st	4	13
										187	A	Houston Bapti st	3	4
										220	N	UC Santa Barbara	6	8
										283	H	Sacred Heart	21	6
										283	H	Sacred Heart	10	0
LAST 10 GAMES														
					91	A	Ari zona	3	9	169	H	McNeese	7	2
					91	A	Ari zona	5	11	169	H	McNeese	1	0
					91	A	Ari zona	3	11	187	A	Houston Bapti st	3	4
					94	H	Mi ssi ssi ppi St.	7	4	187	A	Houston Bapti st	4	13
					169	H	McNeese	4	5	187	A	Houston Bapti st	5	4

Non-Div. I Games:

Nicholls St.

U  
M  
B  
C

UMBC

Average RPI Win:		242	WON-LOST RECORD		WINNING PCT. RANK		LAST 10 GAMES		STRENGTH OF SCHEDULE		OPP. STRENGTH OF SCHEDULE		TEAM RPI		ADJ RPI		CONF. RPI		ADJ CONF. RPI	
DIV. I ONLY			7-11-0		.38889 213		4-6-0		234		279		256		.43135 256		28		28	
DIV. I NON-CONF.			3-9-0		.25 252		1-4-0		267		183		280		.39878 280		29		29	
TOTALS		RPI 1-25		RPI 26-50		W-L RECORDS		RPI 51-100		RPI 101-150		RPI 150+								
7-11-0		0-2-0		0-0-0		OVERALL		0-0-0		1-2-0		6-7-0								
4-2-0		0-1-0		0-0-0		HOME		0-0-0		0-0-0		4-1-0								
2-6-0		0-1-0		0-0-0		AWAY		0-0-0		1-2-0		1-2-0								
1-3-0		0-0-0		0-0-0		NEUTRAL		0-0-0		0-0-0		1-3-0								
3-9-0		0-2-0		0-0-0		NON-CONFERENCE		0-0-0		1-2-0		2-5-0								
1-2-0		0-1-0		0-0-0		HOME		0-0-0		0-0-0		1-1-0								
1-4-0		0-1-0		0-0-		AWAY		0-0-0		1-2-0		0-1-0								
1-3-0		0-0-0		0-0-0		NEUTRAL		0-0-0		0-0-0		1-3-0								
4-2-0		0-0-0		0-0-0		CONFERENCE		0-0-0		0-0-0		4-2-0								
3-0-0		0-0-0		0-0-0		HOME		0-0-0		0-0-0		3-0-0								
1-2-0		0-0-0		0-0-0		AWAY		0-0-0		0-0-0		1-2-0								
0-0-0		0-0-0		0-0-0		NEUTRAL		0-0-0		0-0-0		0-0-0								
RPI	S	Opponent		Score		RPI	S	Opponent		Score		RPI	S	Opponent		Score				
24	A	UConn		1	6							143	A	Furman		8	12			
24	H	UConn		3	7							143	A	Furman		10	2			
												143	A	Furman		1	9			
												194	N	North Dakota St.		9	2			
												194	N	North Dakota St.		0	2			
												194	N	North Dakota St.		0	4			
												213	N	Massachusetts		2	4			
												218	H	Fairfield		1	4			
												230	A	LIU Brooklyn		3	5			
												230	A	LIU Brooklyn		4	15			
												230	A	LIU Brooklyn		10	7			
												248	H	Brown		17	2			
												250	A	Hartford		1	2			
												292	H	Fairleigh Dickinson		9	5			
												292	H	Fairleigh Dickinson		6	5			
												292	H	Fairleigh Dickinson		5	3			
</																				

Non-Div. I Games:

Central Conn. St.



Average RPI Win:		231	WON-LOST RECORD		WINNING PCT. RANK		LAST 10 GAMES		STRENGTH OF SCHEDULE		OPP. STRENGTH OF SCHEDULE		TEAM RPI		ADJ RPI		CONF. RPI		ADJ CONF. RPI					
DIV. I ONLY			14-14-1		.5		142		4-6-0		250		232		257		.43116		257		11		11	
DIV. I NON-CONF.			13-12-1		.51923		140		3-4-0		265		255		257		.4302		257		11		11	
TOTALS		RPI 1-25		RPI 26-50				W-L RECORDS				RPI 51-100				RPI 101-150				RPI 150+				
14-14-1		0-2-0		1-0-0				OVERALL				0-2-1				1-3-0				12-7-0				
13-11-1		0-2-0		1-0-0				HOME				0-2-1				1-2-0				11-5-0				
1-3-0		0-0-0		0-0-0				AWAY				0-0-0				0-1-0				1-2-0				
0-0-0		0-0-0		0-0-0				NEUTRAL				0-0-0				0-0-0				0-0-0				
13-12-1		0-2-0		1-0-0				NON-CONFERENCE				0-2-1				0-1-0				12-7-0				
12-9-1		0-2-0		1-0-0				HOME				0-2-1				0-0-0				11-5-0				
1-3-0		0-0-0		0-0-				AWAY				0-0-0				0-1-0				1-2-0				
0-0-0		0-0-0		0-0-0				NEUTRAL				0-0-0				0-0-0				0-0-0				
1-2-0		0-0-0		0-0-0				CONFERENCE				0-0-0				1-2-0				0-0-0				
1-2-0		0-0-0		0-0-0				HOME				0-0-0				1-2-0				0-0-0				
0-0-0		0-0-0		0-0-0				AWAY				0-0-0				0-0-0				0-0-0				
0-0-0		0-0-0		0-0-0				NEUTRAL				0-0-0				0-0-0				0-0-0				
RPI	S	Opponent		Score		RPI	S	Opponent		Score		RPI	S	Opponent		Score		RPI	S	Opponent		Score		
20	H	Kentucky		3	10	46	H	Seton Hall		12	1	74	H	Pittsburgh		1	3	121	H	Kennesaw St.		9	3	
20	H	Kentucky		5	6							78	H	Xavier		1	7	121	H	Kennesaw St.		2	5	
												80	H	Fordham		4	4	121	H	Kennesaw St.		4	9	
																		139	A	Wofford		2	10	
																		184	H	Winthrop		9	5	
																		236	A	N. C. A&T		1	6	
																		239	H	Dayton		10	8	
																		239	H	Dayton		15	2	
																		239	H	Dayton		8	0	
																		239	H	Dayton		5	6	
																		261	A	Charleston So.		7	3	
																		261	H	Charleston So.		1	6	
																		262	H	Ohio		12	7	
																		262	H	Ohio		5	10	
																		262	H	Ohio		8	1	
																		271	H	Longwood		2	0	
																		271	H	Longwood		1	3	
																		271	H	Longwood		14	2	
																		279	H	Penn		5	3	
																		279	H	Penn		5	7	
																		279	H	Penn		7	2	
																		280	A	Presbyteri an		2	3	
																		280	H	Presbyteri an		10	3	
LAST 10 GAMES						LAST 10 GAMES						LAST 10 GAMES												
						121	H	Kennesaw St.		2	5	239	H	Dayton		8	0							
						121	H	Kennesaw St.		9	3	239	H	Dayton		5	6							
						121	H	Kennesaw St.		4	9	261	H	Charleston So.		1	6							
						236	A	N. C. A&T		1	6	280	H	Presbyteri an		10	3							
						239	H	Dayton		15	2	262	H	Ohio		5	10							

Non-Div. I Games:

USC Upstate

Average RPI Win:	236	WON-LOST RECORD	WINNING PCT. RANK	LAST 10 GAMES	STRENGTH OF SCHEDULE	OPP. STRENGTH OF SCHEDULE	TEAM RPI	ADJ RPI	CONF. RPI	ADJ CONF. RPI					
Average RPI Loss:	198														
DIV. I ONLY	14-12-0	.53846	119	5-5-0	273	268	258	.43105	258	30	30				
DIV. I NON-CONF.	3-6-0	.33333	220	1-3-0	120	119	225	.45858	225	30	30				
<hr/>															
TOTALS	RPI 1-25	RPI 26-50		W-L RECORDS	RPI 51-100		RPI 101-150		RPI 150+						
14-12-0	0-0-0	0-1-0		OVERALL	0-1-0		2-0-0		12-10-0						
11-6-0	0-0-0	0-0-0		HOME	0-0-0		1-0-0		10-6-0						
1-5-0	0-0-0	0-1-0		AWAY	0-1-0		0-0-0		1-3-0						
2-1-0	0-0-0	0-0-0		NEUTRAL	0-0-0		1-0-0		1-1-0						
<hr/>															
3-6-0	0-0-0	0-1-0		NON-CONFERENCE	0-1-0		2-0-0		1-4-0						
2-3-0	0-0-0	0-0-0		HOME	0-0-0		1-0-0		1-3-0						
0-3-0	0-0-0	0-0-		AWAY	0-1-0		0-0-0		0-1-0						
1-0-0	0-0-0	0-0-0		NEUTRAL	0-0-0		1-0-0		0-0-0						
<hr/>															
11-6-0	0-0-0	0-0-0		CONFERENCE	0-0-0		0-0-0		11-6-0						
9-3-0	0-0-0	0-0-0		HOME	0-0-0		0-0-0		9-3-0						
1-2-0	0-0-0	0-0-0		AWAY	0-0-0		0-0-0		1-2-0						
1-1-0	0-0-0	0-0-0		NEUTRAL	0-0-0		0-0-0		1-1-0						
<hr/>															
RPI	S	Opponent	Score	RPI	S	Opponent	Score	RPI	S	Opponent	Score				
				38	A	Troy	1 14	51	A	Al abama	1 11	136	N	New Orleans	6 3
				145	H	Samford	14 4								
				157	A	UAB	1 2								
				157	H	UAB	7 6								
				158	H	Morehead St.	5 7								
				158	H	Morehead St.	4 9								
				159	H	Jackson St.	0 2								
				159	H	Jackson St.	9 8								
				159	H	Jackson St.	4 3								
				243	H	Florida A&M	10 13								
				272	H	Southern U.	3 7								
				272	H	Southern U.	12 6								
				272	H	Southern U.	14 0								
				278	N	Ark. -Pine Bluff	5 8								
				282	H	Al corn	6 1								
282	H	Al corn	12 0												
282	H	Al corn	5 0												
286	A	Alabama A&M	0 3												
286	A	Alabama A&M	6 7												
286	A	Alabama A&M	5 4												
287	H	Mississippi Val.	2 0												
287	H	Mississippi Val.	7 10												
287	H	Mississippi Val.	5 1												
291	N	Prairie View	8 7												
<hr/>															
LAST 10 GAMES															
287 H Mississippi Val.				5	1	158 H Morehead St.				5	7				
287 H Mississippi Val.				7	10	159 H Jackson St.				9	8				
287 H Mississippi Val.				2	0	159 H Jackson St.				4	3				
38 A Troy				1	14	159 H Jackson St.				0	2				
158 H Morehead St.				4	9	145 H Samford				14	4				

Non-Div. I Games:

Al abama St.

Average RPI Win: 150		WON-LOST RECORD		WINNING PCT. RANK		LAST 10 GAMES		STRENGTH OF SCHEDULE		OPP. STRENGTH OF SCHEDULE		TEAM RPI		ADJ RPI		CONF. RPI		ADJ CONF. RPI	
DIV. I ONLY		3-23-0		.11538 295		2-8-0		51		205		259		.4304 259		14		14	
DIV. I NON-CONF.		2-18-0		.1 289		1-3-0		38		184		259		.42675 259		15		15	
TOTALS		RPI 1-25		RPI 26-50		W-L RECORDS		RPI 51-100		RPI 101-150		RPI 150+							
3-23-0		0-3-0		0-3-0		OVERALL		1-4-0		0-6-0		2-7-0							
2-11-0		0-0-0		0-0-0		HOME		1-3-0		0-3-0		1-5-0							
1-12-0		0-3-0		0-3-0		AWAY		0-1-0		0-3-0		1-2-0							
0-0-0		0-0-0		0-0-0		NEUTRAL		0-0-0		0-0-0		0-0-0							
2-18-0		0-3-0		0-3-0		NON-CONFERENCE		1-4-0		0-3-0		1-5-0							
2-11-0		0-0-0		0-0-0		HOME		1-3-0		0-3-0		1-5-0							
0-7-0		0-3-0		0-0-		AWAY		0-1-0		0-0-0		0-0-0							
0-0-0		0-0-0		0-0-0		NEUTRAL		0-0-0		0-0-0		0-0-0							
1-5-0		0-0-0		0-0-0		CONFERENCE		0-0-0		0-3-0		1-2-0							
0-0-0		0-0-0		0-0-0		HOME		0-0-0		0-0-0		0-0-0							
1-5-0		0-0-0		0-0-0		AWAY		0-0-0		0-3-0		1-2-0							
0-0-0		0-0-0		0-0-0		NEUTRAL		0-0-0		0-0-0		0-0-0							
RPI	S	Opponent		Score		RPI	S	Opponent		Score		RPI	S	Opponent		Score			
10	A	East Carolina		3	8	33	A	Louisville		4	16	52	A	Tennessee		0	5		
10	A	East Carolina		3	9	33	A	Louisville		2	3	52	H	Tennessee		3	17		
10	A	East Carolina		2	8	33	A	Louisville		7	8	63	H	Kent St.		9	2		
												63	H	Kent St.		4	7		
												63	H	Kent St.		4	6		

Non-Div. I Games:

Western Caro.

Average RPI Win:	204	WON-LOST RECORD	WINNING PCT. RANK	LAST 10 GAMES	STRENGTH OF SCHEDULE	OPP. STRENGTH OF SCHEDULE	TEAM RPI	ADJ RPI	CONF. RPI	ADJ CONF. RPI	
Average RPI Loss:	142										
DIV. I ONLY	12-15-0	.44444	185	1-1-0	249	195	260	.43038	260	19	19
DIV. I NON-CONF.	5-10-0	.33333	220	0-1-0	168	253	263	.4236	263	17	17
<hr/>											
TOTALS	RPI 1-25	RPI 26-50		W-L RECORDS	RPI 51-100		RPI 101-150		RPI 150+		
12-15-0	0-0-0	1-1-0		OVERALL	0-4-0		0-1-0		11-9-0		
10-9-0	0-0-0	0-1-0		HOME	0-4-0		0-1-0		10-3-0		
1-6-0	0-0-0	0-0-0		AWAY	0-0-0		0-0-0		1-6-0		
1-0-0	0-0-0	1-0-0		NEUTRAL	0-0-0		0-0-0		0-0-0		
<hr/>											
5-10-0	0-0-0	1-1-0		NON-CONFERENCE	0-4-0		0-1-0		4-4-0		
4-9-0	0-0-0	0-1-0		HOME	0-4-0		0-1-0		4-3-0		
0-1-0	0-0-0	0-0-		AWAY	0-0-0		0-0-0		0-1-0		
1-0-0	0-0-0	1-0-0		NEUTRAL	0-0-0		0-0-0		0-0-0		
<hr/>											
7-5-0	0-0-0	0-0-0		CONFERENCE	0-0-0		0-0-0		7-5-0		
6-0-0	0-0-0	0-0-0		HOME	0-0-0		0-0-0		6-0-0		
1-5-0	0-0-0	0-0-0		AWAY	0-0-0		0-0-0		1-5-0		
0-0-0	0-0-0	0-0-0		NEUTRAL	0-0-0		0-0-0		0-0-0		
<hr/>											
RPI	S	Opponent	Score	RPI	S	Opponent	Score	RPI	S	Opponent	Score
				29	N	Vanderbil t	8 5	63	H	Kent St.	3 17
				37	H	Indiana St.	4 7	70	H	Bradley	10 14
								70	H	Bradley	2 7
								70	H	Bradley	4 7

Non-Div. I Games:

Belmont

Average RPI Win:		221	WON-LOST RECORD		WINNING PCT. RANK		LAST 10 GAMES		STRENGTH OF SCHEDULE		OPP. STRENGTH OF SCHEDULE		TEAM RPI		ADJ RPI		CONF. RPI		ADJ CONF. RPI				
DIV. I ONLY			10-19-0		.34483 229		4-6-0		216		204		261		.43036 261		24		24				
DIV. I NON-CONF.			7-13-0		.35 216		1-1-0		146		175		220		.46316 219		24		24				
TOTALS		RPI 1-25		RPI 26-50				W-L RECORDS				RPI 51-100				RPI 101-150				RPI 150+			
10-19-0		1-2-0		0-0-0				OVERALL				1-5-0				0-1-0				8-11-0			
5-12-0		1-0-0		0-0-0				HOME				0-3-0				0-1-0				4-8-0			
5-7-0		0-2-0		0-0-0				AWAY				1-2-0				0-0-0				4-3-0			
0-0-0		0-0-0		0-0-0				NEUTRAL				0-0-0				0-0-0				0-0-0			
7-13-0		1-2-0		0-0-0				NON-CONFERENCE				1-5-0				0-1-0				5-5-0			
3-8-0		1-0-0		0-0-0				HOME				0-3-0				0-1-0				2-4-0			
4-5-0		0-2-0		0-0-				AWAY				1-2-0				0-0-0				3-1-0			
0-0-0		0-0-0		0-0-0				NEUTRAL				0-0-0				0-0-0				0-0-0			
3-6-0		0-0-0		0-0-0				CONFERENCE				0-0-0				0-0-0				3-6-0			
2-4-0		0-0-0		0-0-0				HOME				0-0-0				0-0-0				2-4-0			
1-2-0		0-0-0		0-0-0				AWAY				0-0-0				0-0-0				1-2-0			
0-0-0		0-0-0		0-0-0				NEUTRAL				0-0-0				0-0-0				0-0-0			
RPI	S	Opponent		Score		RPI	S	Opponent		Score		RPI	S	Opponent		Score		RPI	S	Opponent		Score	
4	A	Clemson		0	5							64	A	South Carolina		0	7	132	H	Charlotte		3	14
8	A	Georgi a		0	7							64	A	South Carolina		2	14	185	H	Campbel l		3	4
8	H	Georgi a		5	4							64	A	South Carolina		4	2	185	H	Campbel l		2	18
												79	H	Holy Cross		0	5	185	H	Campbel l		5	6
												79	H	Holy Cross		2	5	229	A	The Ci tadel		2	6
												79	H	Holy Cross		0	8	229	A	The Ci tadel		6	3
																		229	H	The Ci tadel		1	8
																		247	H	Del aware		6	3
																		247	H	Del aware		0	1
																		247	H	Del aware		2	6
																		257	A	USC Upstate		6	1
																		257	H	USC Upstate		3	7
																		271	H	Longwood		9	5
																		271	H	Longwood		5	7
																		271	H	Longwood		6	0
																		280	A	Presbyteri an		4	7
																		280	A	Presbyteri an		1	9
																		280	A	Presbyteri an		4	2
																		290	A	Savannah St.		7	5
																		290	H	Savannah St.		6	5
LAST 10 GAMES																							
						271	H	Longwood		6	0	280	A	Presbyteri an		1	9						
						271	H	Longwood		5	7	280	A	Presbyteri an		4	7						
						271	H	Longwood		9	5	257	A	USC Upstate		6	1						
						8	A	Georgi a		0	7	185	H	Campbel l		5	6						
						280	A	Presbyteri an		4	2	185	H	Campbel l		2	18						

Non-Div. I Games:

Charleston So.

Average RPI Win:	235	WON-LOST RECORD	WINNING PCT. RANK	LAST 10 GAMES	STRENGTH OF SCHEDULE	OPP. STRENGTH OF SCHEDULE	TEAM RPI	ADJ RPI	CONF. RPI	ADJ CONF. RPI									
Average RPI Loss:	233																		
DIV. I ONLY	14-12-0	.53846	119	4-6-0	293	221	262	.43015	262	21	21								
DIV. I NON-CONF.	11-9-0	.55	121	1-3-0	293	238	246	.44255	246	21	21								
<hr/>																			
TOTALS	RPI 1-25	RPI 26-50		W-L RECORDS		RPI 51-100		RPI 101-150		RPI 150+									
14-12-0	0-0-0	0-0-0		OVERALL		0-0-0		0-0-0		14-12-0									
2-1-0	0-0-0	0-0-0		HOME		0-0-0		0-0-0		2-1-0									
6-5-0	0-0-0	0-0-0		AWAY		0-0-0		0-0-0		6-5-0									
6-6-0	0-0-0	0-0-0		NEUTRAL		0-0-0		0-0-0		6-6-0									
11-9-0	0-0-0	0-0-0		NON-CONFERENCE		0-0-0		0-0-0		11-9-0									
0-0-0	0-0-0	0-0-0		HOME		0-0-0		0-0-0		0-0-0									
5-3-0	0-0-0	0-0-		AWAY		0-0-0		0-0-0		5-3-0									
6-6-0	0-0-0	0-0-0		NEUTRAL		0-0-0		0-0-0		6-6-0									
3-3-0	0-0-0	0-0-0		CONFERENCE		0-0-0		0-0-0		3-3-0									
2-1-0	0-0-0	0-0-0		HOME		0-0-0		0-0-0		2-1-0									
1-2-0	0-0-0	0-0-0		AWAY		0-0-0		0-0-0		1-2-0									
0-0-0	0-0-0	0-0-0		NEUTRAL		0-0-0		0-0-0		0-0-0									
RPI	S	Opponent	Score	RPI	S	Opponent	Score	RPI	S	Opponent	Score								
								158	A	Morehead St.	8	9							
								160	A	High Point	11	7							
								180	H	Northern Ill.	6	1							
								180	H	Northern Ill.	5	6							
								180	H	Northern Ill.	12	4							
								209	N	Maine	6	2							
								209	N	Maine	7	5							
								209	N	Maine	1	5							
								209	N	Maine	1	2							
								222	N	Omaha	4	1							
								222	N	Omaha	5	2							
								222	N	Omaha	0	4							
								222	N	Omaha	5	6							
								257	A	USC Upstate	7	12							
								257	A	USC Upstate	10	5							
								257	A	USC Upstate	1	8							
								266	A	Bowling Green	1	3							
								266	A	Bowling Green	11	3							
								266	A	Bowling Green	4	6							
								274	N	Rider	5	6							
								274	N	Rider	6	5							
								274	N	Rider	4	6							
								274	N	Rider	10	2							
								281	A	Towson	10	9							
								281	A	Towson	5	2							
								281	A	Towson	9	8							
								LAST 10 GAMES											
								180 H Northern Ill.				12	4	266 A Bowling Green				11	3
180 H Northern Ill.				5	6	266 A Bowling Green				4	6								
180 H Northern Ill.				6	1	257 A USC Upstate				10	5								
158 A Morehead St.				8	9	257 A USC Upstate				7	12								
266 A Bowling Green				1	3	257 A USC Upstate				1	8								

Non-Div. I Games:

Ohio

Average RPI Win:	229	WON-LOST RECORD	WINNING PCT. RANK	LAST 10 GAMES	STRENGTH OF SCHEDULE	OPP. STRENGTH OF SCHEDULE	TEAM RPI	ADJ RPI	CONF. RPI	ADJ CONF. RPI		
Average RPI Loss:	211											
DIV. I ONLY	6-14-0	.3	250	4-6-0	240	272	263	.42675	263	20	20	
DIV. I NON-CONF.	4-10-0	.28571	238	2-2-0	272	276	279	.40294	279	22	22	
<hr/>												
TOTALS	RPI 1-25	RPI 26-50		W-L RECORDS	RPI 51-100		RPI 101-150		RPI 150+			
6-14-0	0-0-0	0-0-0		OVERALL	0-0-0		1-3-0		5-11-0			
0-0-0	0-0-0	0-0-0		HOME	0-0-0		0-0-0		0-0-0			
4-8-0	0-0-0	0-0-0		AWAY	0-0-0		1-2-0		3-6-0			
2-6-0	0-0-0	0-0-0		NEUTRAL	0-0-0		0-1-0		2-5-0			
<hr/>												
4-10-0	0-0-0	0-0-0		NON-CONFERENCE	0-0-0		1-3-0		3-7-0			
0-0-0	0-0-0	0-0-0		HOME	0-0-0		0-0-0		0-0-0			
2-4-0	0-0-0	0-0-		AWAY	0-0-0		1-2-0		1-2-0			
2-6-0	0-0-0	0-0-0		NEUTRAL	0-0-0		0-1-0		2-5-0			
<hr/>												
2-4-0	0-0-0	0-0-0		CONFERENCE	0-0-0		0-0-0		2-4-0			
0-0-0	0-0-0	0-0-0		HOME	0-0-0		0-0-0		0-0-0			
2-4-0	0-0-0	0-0-0		AWAY	0-0-0		0-0-0		2-4-0			
0-0-0	0-0-0	0-0-0		NEUTRAL	0-0-0		0-0-0		0-0-0			
<hr/>												
RPI	S	Opponent	Score	RPI	S	Opponent	Score	RPI	S	Opponent	Score	
								111	N	Rutgers	4	13
								138	A	James Madison	5	9
								138	A	James Madison	1	0
								138	A	James Madison	3	14
								210	A	George Mason	0	4
								210	A	George Mason	6	7
								210	A	George Mason	0	6
								213	A	Massachusetts	3	5
								213	A	Massachusetts	6	5
								213	A	Massachusetts	7	5
								236	A	N. C. A&T	4	5
								236	A	N. C. A&T	8	7
								236	A	N. C. A&T	3	4
								238	N	Western Mich.	0	1
								238	N	Western Mich.	4	8
								238	N	Western Mich.	2	9
								249	N	Chicago St.	5	9
								288	N	Mt. St. Mary's	6	16
								288	N	Mt. St. Mary's	3	0
								288	N	Mt. St. Mary's	14	9
LAST 10 GAMES												
213 A Massachusetts				7	5	210 A George Mason				0	4	
213 A Massachusetts				6	5	236 A N. C. A&T				3	4	
213 A Massachusetts				3	5	236 A N. C. A&T				8	7	
210 A George Mason				0	6	236 A N. C. A&T				4	5	
210 A George Mason				6	7	138 A James Madison				1	0	

Non-Div. I Games:

St. Bonaventure

Average RPI Win: 229		WON-LOST	WINNING	LAST 10	STRENGTH OF	OPP. STRENGTH	TEAM	ADJ	CONF.	ADJ CONF.							
Average RPI Loss: 161		RECORD	PCT. RANK	GAMES	SCHEDULE	OF SCHEDULE	RPI	RPI	RPI	RPI							
DIV. I ONLY		9-18-0	.33333	230	5-5-0	206	240	264	.42626	264	17	17					
DIV. I NON-CONF.		6-12-0	.33333	220	2-1-0	228	262	269	.41949	269	19	19					
<hr/>																	
TOTALS		RPI 1-25		RPI 26-50		W-L RECORDS		RPI 51-100		RPI 101-150		RPI 150+					
9-18-0		0-1-0		0-0-0		OVERALL		0-2-0		2-4-0		7-11-0					
6-7-0		0-0-0		0-0-0		HOME		0-0-0		2-1-0		4-6-0					
3-9-0		0-1-0		0-0-0		AWAY		0-2-0		0-3-0		3-3-0					
0-2-0		0-0-0		0-0-0		NEUTRAL		0-0-0		0-0-0		0-2-0					
6-12-0		0-1-0		0-0-0		NON-CONFERENCE		0-2-0		2-4-0		4-5-0					
6-1-0		0-0-0		0-0-0		HOME		0-0-0		2-1-0		4-0-0					
0-9-0		0-1-0		0-0-		AWAY		0-2-0		0-3-0		0-3-0					
0-2-0		0-0-0		0-0-0		NEUTRAL		0-0-0		0-0-0		0-2-0					
3-6-0		0-0-0		0-0-0		CONFERENCE		0-0-0		0-0-0		3-6-0					
0-6-0		0-0-0		0-0-0		HOME		0-0-0		0-0-0		0-6-0					
3-0-0		0-0-0		0-0-0		AWAY		0-0-0		0-0-0		3-0-0					
0-0-0		0-0-0		0-0-0		NEUTRAL		0-0-0		0-0-0		0-0-0					
RPI	S	Opponent		Score		RPI	S	Opponent		Score		RPI	S	Opponent		Score	
16	A	Texas A&M		4	11												
						90	A	UT Arlington		9	10	119	A	Texas St.		3	6
						90	A	UT Arlington		5	6	119	A	Texas St.		6	7
												119	A	Texas St.		0	13
												130	H	La. -Monroe		13	11
												130	H	La. -Monroe		10	7
												130	H	La. -Monroe		7	9
												156	H	Incarnate Word		3	7
												156	H	Incarnate Word		7	10
												156	H	Incarnate Word		1	8
												169	H	McNeese		5	7
												169	H	McNeese		3	12
												169	H	McNeese		1	5
												231	A	UTRGV		5	11
												231	A	UTRGV		4	6
												240	N	Central Mich.		3	5
												240	N	Central Mich.		8	10
												246	A	Abilene Christian		13	6
												246	A	Abilene Christian		16	3
												246	A	Abilene Christian		11	7
												251	H	Texas Southern		9	4
												251	H	Texas Southern		5	4
												270	H	Grambling		14	3
												291	A	Prairie View		2	8
												291	H	Prairie View		13	6
<hr/>																	
LAST 10 GAMES						LAST 10 GAMES											
156 H Incarnate Word						3	7	246 A Abilene Christian						13	6		
156 H Incarnate Word						7	10	246 A Abilene Christian						11	7		
156 H Incarnate Word						1	8	270 H Grambling						14	3		
251 H Texas Southern						5	4	291 A Prairie View						2	8		
246 A Abilene Christian						16	3	169 H McNeese						1	5		

Non-Div. I Games:

SFA



Average RPI Win: 199		WON-LOST	WINNING	LAST 10	STRENGTH OF		OPP. STRENGTH	TEAM	ADJ		CONF.	ADJ CONF.					
Average RPI Loss: 143		RECORD	PCT. RANK	GAMES	SCHEDULE		OF SCHEDULE	RPI	RPI		RPI	RPI					
DIV. I ONLY		11-17-0	.39286	209	6-4-0		270	99	265	.42577	265	19	19				
DIV. I NON-CONF.		3-13-0	.1875	271	0-1-0		276	148	291	.36646	291	17	17				
TOTALS		RPI 1-25	RPI 26-50		W-L RECORDS		RPI 51-100		RPI 101-150		RPI 150+						
11-17-0		0-0-0	0-4-0		OVERALL		1-2-0		0-4-0		10-7-0						
8-6-0		0-0-0	0-0-0		HOME		0-0-0		0-1-0		8-5-0						
3-11-0		0-0-0	0-4-0		AWAY		1-2-0		0-3-0		2-2-0						
0-0-0		0-0-0	0-0-0		NEUTRAL		0-0-0		0-0-0		0-0-0						
3-13-0		0-0-0	0-4-0		NON-CONFERENCE		0-0-0		0-4-0		3-5-0						
3-5-0		0-0-0	0-0-0		HOME		0-0-0		0-1-0		3-4-0						
0-8-0		0-0-0	0-0-		AWAY		0-0-0		0-3-0		0-1-0						
0-0-0		0-0-0	0-0-0		NEUTRAL		0-0-0		0-0-0		0-0-0						
8-4-0		0-0-0	0-0-0		CONFERENCE		1-2-0		0-0-0		7-2-0						
5-1-0		0-0-0	0-0-0		HOME		0-0-0		0-0-0		5-1-0						
3-3-0		0-0-0	0-0-0		AWAY		1-2-0		0-0-0		2-1-0						
0-0-0		0-0-0	0-0-0		NEUTRAL		0-0-0		0-0-0		0-0-0						
RPI	S	Opponent	Score		RPI	S	Opponent	Score		RPI	S	Opponent	Score				
			28	A	Missouri St.	5	10	75	A	Austin Peay	6	7	104	A	Central Ark.	4	5
			30	A	Col. of Charleston	4	5	75	A	Austin Peay	20	4	104	A	Central Ark.	3	7
			30	A	Col. of Charleston	3	6	75	A	Austin Peay	5	6	126	H	Southern Ill.	0	5
			30	A	Col. of Charleston	0	6						131	A	Arkansas St.	6	7
													158	H	Morehead St.	4	8
													158	H	Morehead St.	10	3
													158	H	Morehead St.	5	4
													165	H	SIUE	7	0
													165	H	SIUE	11	10
													165	H	SIUE	11	6
													216	A	Memphis	2	3
													253	A	UT Martin	7	8
													253	A	UT Martin	8	7
													253	A	UT Martin	17	1
													266	H	Bowling Green	7	9
													266	H	Bowling Green	8	4
													266	H	Bowling Green	2	5
													266	H	Bowling Green	9	7
													269	H	South Dakota St.	4	7
													269	H	South Dakota St.	12	8
													269	H	South Dakota St.	5	6
LAST 10 GAMES																	
			75	A	Austin Peay	20	4	165	H	SIUE	11	6					
			75	A	Austin Peay	5	6	28	A	Missouri St.	5	10					
			75	A	Austin Peay	6	7	253	A	UT Martin	8	7					
			165	H	SIUE	11	10	253	A	UT Martin	17	1					
			165	H	SIUE	7	0	253	A	UT Martin	7	8					

Non-Div. I Games:

Southeast Mo. St.

Average RPI Win:	235	WON-LOST RECORD	WINNING PCT. RANK	LAST 10 GAMES	STRENGTH OF SCHEDULE	OPP. STRENGTH OF SCHEDULE	TEAM RPI	ADJ RPI	CONF. RPI	ADJ CONF. RPI	
Average RPI Loss:	169										
DIV. I ONLY	8-19-0	.2963	253	5-5-0	229	257	266	.42145	266	21	21
DIV. I NON-CONF.	5-16-0	.2381	259	2-2-0	234	256	262	.42403	262	21	21
TOTALS	RPI 1-25	RPI 26-50	W-L RECORDS		RPI 51-100	RPI 101-150		RPI 150+			
8-19-0	0-1-0	0-0-0	OVERALL		0-3-0	1-1-0		7-14-0			
4-3-0	0-0-0	0-0-0	HOME		0-0-0	0-0-0		4-3-0			
3-15-0	0-1-0	0-0-0	AWAY		0-3-0	0-0-0		3-11-0			
1-1-0	0-0-0	0-0-0	NEUTRAL		0-0-0	1-1-0		0-0-0			
5-16-0	0-1-0	0-0-0	NON-CONFERENCE		0-3-0	1-1-0		4-11-0			
1-0-0	0-0-0	0-0-0	HOME		0-0-0	0-0-0		1-0-0			
3-15-0	0-1-0	0-0-0	AWAY		0-3-0	0-0-0		3-11-0			
1-1-0	0-0-0	0-0-0	NEUTRAL		0-0-0	1-1-0		0-0-0			
3-3-0	0-0-0	0-0-0	CONFERENCE		0-0-0	0-0-0		3-3-0			
3-3-0	0-0-0	0-0-0	HOME		0-0-0	0-0-0		3-3-0			
0-0-0	0-0-0	0-0-0	AWAY		0-0-0	0-0-0		0-0-0			
0-0-0	0-0-0	0-0-0	NEUTRAL		0-0-0	0-0-0		0-0-0			
RPI	S	Opponent	Score	RPI	S	Opponent	Score	RPI	S	Opponent	Score
18	A	NC State	1 11					77	A	Mi chi gan	6 8
								77	A	Mi chi gan	4 5
								77	A	Mi chi gan	7 10
								149	N	Cani si us	12 10
								149	N	Cani si us	2 9
								151	H	Eastern Mi ch.	3 4
								151	H	Eastern Mi ch.	10 3
								151	H	Eastern Mi ch.	2 9
								157	A	UAB	2 6
								157	A	UAB	3 4
								157	A	UAB	2 4
								161	A	Eastern Ky.	0 9
								185	A	Campbell	3 17
								226	A	Western Ky.	5 17
								226	A	Western Ky.	4 5
								226	A	Western Ky.	3 9
								227	A	Evansville	2 3
								239	H	Dayton	5 4
								262	H	Ohi o	6 4
								262	H	Ohi o	3 11
								262	H	Ohi o	3 1
								265	A	Southeast Mo. St.	7 9
								265	A	Southeast Mo. St.	5 2
								265	A	Southeast Mo. St.	4 8
								265	A	Southeast Mo. St.	9 7
								289	A	Fort Wayne	4 3
LAST 10 GAMES				LAST 10 GAMES							
151	H	Eastern Mi ch.	3 4	262	H	Ohi o	3 11				
151	H	Eastern Mi ch.	10 3	262	H	Ohi o	6 4				
151	H	Eastern Mi ch.	2 9	239	H	Dayton	5 4				
289	A	Fort Wayne	4 3	77	A	Mi chi gan	4 5				
262	H	Ohi o	3 1	77	A	Mi chi gan	7 10				

Non-Div. I Games:

Bowling Green

Average RPI Win:		223	WON-LOST RECORD		WINNING PCT. RANK		LAST 10 GAMES		STRENGTH OF SCHEDULE		OPP. STRENGTH OF SCHEDULE		TEAM RPI		ADJ RPI		CONF. RPI		ADJ CONF. RPI	
DIV. I ONLY			7-19-0		.26923 266		4-6-0		168		281		267		.4211 267		13		13	
DIV. I NON-CONF.			7-19-0		.26923 244		4-6-0		180		281		266		.4211 266		12		12	
TOTALS		RPI 1-25		RPI 26-50		W-L RECORDS		RPI 51-100		RPI 101-150		RPI 150+								
7-19-0		0-1-0		0-0-0		OVERALL		1-2-0		0-4-0		6-12-0								
4-2-0		0-0-0		0-0-0		HOME		0-0-0		0-0-0		4-2-0								
1-10-0		0-0-0		0-0-0		AWAY		1-2-0		0-4-0		0-4-0								
2-7-0		0-1-0		0-0-0		NEUTRAL		0-0-0		0-0-0		2-6-0								
7-19-0		0-1-0		0-0-0		NON-CONFERENCE		1-2-0		0-4-0		6-12-0								
4-2-0		0-0-0		0-0-0		HOME		0-0-0		0-0-0		4-2-0								
1-10-0		0-0-0		0-0-		AWAY		1-2-0		0-4-0		0-4-0								
2-7-0		0-1-0		0-0-0		NEUTRAL		0-0-0		0-0-0		2-6-0								
0-0-0		0-0-0		0-0-0		CONFERENCE		0-0-0		0-0-0		0-0-0								
0-0-0		0-0-0		0-0-0		HOME		0-0-0		0-0-0		0-0-0								
0-0-0		0-0-0		0-0-0		AWAY		0-0-0		0-0-0		0-0-0								
0-0-0		0-0-0		0-0-0		NEUTRAL		0-0-0		0-0-0		0-0-0								
RPI	S	Opponent		Score		RPI	S	Opponent		Score		RPI	S	Opponent		Score				
13	N	Northeastern		5	9					56	A	Ohio St.	5	13	109	A	UNCG	4	5	
										56	A	Ohio St.	4	5	109	A	UNCG	2	5	
										56	A	Ohio St.	5	1	109	A	UNCG	3	7	
															129	A	Wake Forest	2	7	
															167	N	Gardner-Webb	1	15	
															174	N	Navy	1	2	
															179	A	George Washington	3	6	
															186	A	Davi dson	5	10	
															186	A	Davi dson	2	9	
															186	A	Davi dson	5	16	
															219	N	Sai nt Joseph' s	4	1	
															219	N	Sai nt Joseph' s	3	4	
															233	H	Prin ceton	3	5	
															233	H	Prin ceton	5	3	
															233	H	Prin ceton	3	1	
															233	H	Prin ceton	4	10	
															238	N	Western Mich.	9	5	
															238	N	Western Mich.	7	12	
															275	N	Dartmouth	1	4	
															285	H	Coppin St.	16	9	
															288	N	Mt. St. Mary' s	3	4	
															297	H	Del aware St.	10	5	
LAST 10 GAMES																				
				109	A	UNCG	4	5	56	A	Ohio St.	5	1							
				109	A	UNCG	2	5	56	A	Ohio St.	5	13							
				109	A	UNCG	3	7	233	H	Princeton	5	3							
				297	H	Delaware St.	10	5	233	H	Princeton	3	1							
				56	A	Ohio St.	4	5	233	H	Princeton	4	10							

Non-Div. I Games:

Georgetown

Average RPI Win:		228	WON-LOST RECORD		WINNING PCT. RANK		LAST 10 GAMES		STRENGTH OF SCHEDULE		OPP. STRENGTH OF SCHEDULE		TEAM RPI		ADJ RPI		CONF. RPI		ADJ CONF. RPI	
DIV. I ONLY			8-17-0		.32 237		7-3-0		227		241		268		.42038 268		25		25	
DIV. I NON-CONF.			2-14-0		.125 285		1-1-0		205		204		276		.40881 276		23		23	
TOTALS		RPI 1-25		RPI 26-50		W-L RECORDS		RPI 51-100		RPI 101-150		RPI 150+								
8-17-0		0-0-0		0-4-0		OVERALL		0-2-0		0-0-0		8-11-0								
6-3-0		0-0-0		0-0-0		HOME		0-0-0		0-0-0		6-3-0								
2-11-0		0-0-0		0-3-0		AWAY		0-1-0		0-0-0		2-7-0								
0-3-0		0-0-0		0-1-0		NEUTRAL		0-1-0		0-0-0		0-1-0								
2-14-0		0-0-0		0-4-0		NON-CONFERENCE		0-2-0		0-0-0		2-8-0								
0-0-0		0-0-0		0-0-0		HOME		0-0-0		0-0-0		0-0-0								
2-11-0		0-0-0		0-0-		AWAY		0-1-0		0-0-0		2-7-0								
0-3-0		0-0-0		0-1-0		NEUTRAL		0-1-0		0-0-0		0-1-0								
6-3-0		0-0-0		0-0-0		CONFERENCE		0-0-0		0-0-0		6-3-0								
6-3-0		0-0-0		0-0-0		HOME		0-0-0		0-0-0		6-3-0								
0-0-0		0-0-0		0-0-0		AWAY		0-0-0		0-0-0		0-0-0								
0-0-0		0-0-0		0-0-0		NEUTRAL		0-0-0		0-0-0		0-0-0								
RPI	S	Opponent	Score	RPI	S	Opponent	Score	RPI	S	Opponent	Score	RPI	S	Opponent	Score					
				33	A	Louisville	0 11	63	A	Kent St.	2 7	151	A	Eastern Mich.	9 7					
				33	A	Louisville	1 8	98	N	Notre Dame	0 8	155	A	Liberty	0 16					
				33	A	Louisville	2 12					155	A	Liberty	2 12					
				46	N	Seton Hall	3 11					191	N	Seattle U	2 5					
												215	H	Milwaukee	7 14					
												215	H	Milwaukee	5 3					
												215	H	Milwaukee	4 12					
												221	A	Radford	3 4					
												221	A	Radford	4 6					
												221	A	Radford	3 4					
												237	H	Northern Ky.	9 2					
												237	H	Northern Ky.	5 12					
												237	H	Northern Ky.	3 1					
												241	H	Ill. -Chicago	7 2					
												241	H	Ill. -Chicago	6 5					
												241	H	Ill. -Chicago	3 1					
												260	A	Belmont	8 4					
												260	A	Belmont	1 5					
												260	A	Belmont	2 5					
				LAST 10 GAMES																
				241	H	Ill. -Chicago	6 5	237	H	Northern Ky.	9 2									
				241	H	Ill. -Chicago	7 2	237	H	Northern Ky.	3 1									
				241	H	Ill. -Chicago	3 1	63	A	Kent St.	2 7									
				151	A	Eastern Mich.	9 7	215	H	Milwaukee	7 14									
				237	H	Northern Ky.	5 12	215	H	Milwaukee	5 3									

**Non-Div. I Games:**

Youngstown St.

Average RPI Win: 262		WON-LOST RECORD		WINNING PCT. RANK		LAST 10 GAMES		STRENGTH OF SCHEDULE		OPP. STRENGTH OF SCHEDULE		TEAM RPI		ADJ RPI		CONF. RPI		ADJ CONF. RPI	
DIV. I ONLY		4-19-0		.17391 291		2-8-0		179		267		269		.41752 269		29		29	
DIV. I NON-CONF.		2-14-0		.125 285		0-3-0		160		267		274		.41048 274		28		28	
TOTALS		RPI 1-25		RPI 26-50		W-L RECORDS		RPI 51-100		RPI 101-150		RPI 150+							
4-19-0		0-0-0		0-2-0		OVERALL		0-7-0		0-3-0		4-7-0							
0-0-0		0-0-0		0-0-0		HOME		0-0-0		0-0-0		0-0-0							
4-13-0		0-0-0		0-1-0		AWAY		0-2-0		0-3-0		4-7-0							
0-6-0		0-0-0		0-1-0		NEUTRAL		0-5-0		0-0-0		0-0-0							
2-14-0		0-0-0		0-2-0		NON-CONFERENCE		0-7-0		0-0-0		2-5-0							
0-0-0		0-0-0		0-0-0		HOME		0-0-0		0-0-0		0-0-0							
2-8-0		0-0-0		0-0-		AWAY		0-2-0		0-0-0		2-5-0							
0-6-0		0-0-0		0-1-0		NEUTRAL		0-5-0		0-0-0		0-0-0							
2-5-0		0-0-0		0-0-0		CONFERENCE		0-0-0		0-3-0		2-2-0							
0-0-0		0-0-0		0-0-0		HOME		0-0-0		0-0-0		0-0-0							
2-5-0		0-0-0		0-0-0		AWAY		0-0-0		0-3-0		2-2-0							
0-0-0		0-0-0		0-0-0		NEUTRAL		0-0-0		0-0-0		0-0-0							
RPI	S	Opponent		Score		RPI	S	Opponent		Score		RPI	S	Opponent		Score			
49	N	Illinois		2	5	70	N	Bradley		6	8	148	A	Oral Roberts		12	16		
50	A	Minnesota		0	1	70	N	Bradley		1	5	148	A	Oral Roberts		9	14		
						70	N	Bradley		2	4	148	A	Oral Roberts		3	4		
						75	N	Austin Peay		3	9	222	A	Omaha		6	2		
						75	N	Austin Peay		2	4	222	A	Omaha		5	8		
						99	A	Air Force		7	11	222	A	Omaha		3	5		
						99	A	Air Force		7	8	234	A	Northern Colo.		2	8		
												234	A	Northern Colo.		4	5		
												234	A	Northern Colo.		2	3		
												234	A	Northern Colo.		7	11		
												265	A	Southeast Mo. St.		7	4		
												265	A	Southeast Mo. St.		8	12		
												265	A	Southeast Mo. St.		6	5		
												294	A	Western Ill.		6	3		
LAST 10 GAMES																			
222	A	Omaha		6	2	148	A	Oral Roberts		12	16								
222	A	Omaha		5	8	148	A	Oral Roberts		9	14								
222	A	Omaha		3	5	234	A	Northern Colo.		7	11								
294	A	Western Ill.		6	3	234	A	Northern Colo.		2	8								
148	A	Oral Roberts		3	4	234	A	Northern Colo.		4	5								

Non-Div. I Games:

South Dakota St.

Average RPI Win:		264	WON-LOST RECORD		WINNING PCT. RANK		LAST 10 GAMES		STRENGTH OF SCHEDULE		OPP. STRENGTH OF SCHEDULE		TEAM RPI		ADJ RPI		CONF. RPI		ADJ CONF. RPI	
DIV. I ONLY			12-14-0		.46154 167		3-6-0		285		270		270		.4144 270		30		30	
DIV. I NON-CONF.			1-8-0		.11111 287		0-4-0		192		46		265		.42193 265		30		30	
TOTALS		RPI 1-25		RPI 26-50		W-L RECORDS		RPI 51-100		RPI 101-150		RPI 150+								
12-14-0		0-0-0		0-0-0		OVERALL		0-2-0		1-5-0		11-7-0								
8-3-0		0-0-0		0-0-0		HOME		0-0-0		0-0-0		8-3-0								
3-9-0		0-0-0		0-0-0		AWAY		0-2-0		1-5-0		2-2-0								
1-2-0		0-0-0		0-0-0		NEUTRAL		0-0-0		0-0-0		1-2-0								
1-8-0		0-0-0		0-0-0		NON-CONFERENCE		0-2-0		1-5-0		0-1-0								
0-0-0		0-0-0		0-0-0		HOME		0-0-0		0-0-0		0-0-0								
1-8-0		0-0-0		0-0-		AWAY		0-2-0		1-5-0		0-1-0								
0-0-0		0-0-0		0-0-0		NEUTRAL		0-0-0		0-0-0		0-0-0								
11-6-0		0-0-0		0-0-0		CONFERENCE		0-0-0		0-0-0		11-6-0								
8-3-0		0-0-0		0-0-0		HOME		0-0-0		0-0-0		8-3-0								
2-1-0		0-0-0		0-0-0		AWAY		0-0-0		0-0-0		2-1-0								
1-2-0		0-0-0		0-0-0		NEUTRAL		0-0-0		0-0-0		1-2-0								
RPI	S	Opponent	Score	RPI	S	Opponent	Score	RPI	S	Opponent	Score	RPI	S	Opponent	Score					
								62	A	Louisiana Tech	0 8	121	A	Kennesaw St.	2 14					
								81	A	LSU	3 10	121	A	Kennesaw St.	7 26					
												121	A	Kennesaw St.	6 23					
												140	A	FIU	0 3					
												140	A	FIU	8 7					
												140	A	FIU	7 12					
												251	H	Texas Southern	9 8					
												251	H	Texas Southern	7 18					
												251	H	Texas Southern	10 5					
												264	A	SFA	3 14					
												272	H	Southern U.	19 18					
												272	H	Southern U.	2 13					
												272	H	Southern U.	10 6					
												272	N	Southern U.	7 8					
												278	A	Ark. -Pine Bluff	6 7					
												278	A	Ark. -Pine Bluff	8 7					
												278	A	Ark. -Pine Bluff	5 3					
												278	N	Ark. -Pine Bluff	4 5					
												282	H	Alcorn	12 5					
												282	H	Alcorn	8 7					
												282	N	Alcorn	6 5					
												291	H	Prairie View	6 3					
												291	H	Prairie View	4 6					
												291	H	Prairie View	10 4					
LAST 10 GAMES				LAST 10 GAMES				LAST 10 GAMES				LAST 10 GAMES								
251 H Texas Southern 7 18				121 A Kennesaw St. 7 26				251 H Texas Southern 10 5				264 A SFA 3 14								
251 H Texas Southern 10 5				272 H Southern U. 2 13				251 H Texas Southern 9 8				272 H Southern U. 19 18								
251 H Texas Southern 9 8				272 H Southern U. 10 6				121 A Kennesaw St. 2 14				272 H Southern U. 10 6								
121 A Kennesaw St. 2 14								121 A Kennesaw St. 6 23												

**Non-Div. I Games:**

**Wiley**

15 5

**Texas Col.**

11 3

Wiley

6 5

## Grambling

Average RPI Win:		255	WON-LOST RECORD		WINNING PCT. RANK		LAST 10 GAMES		STRENGTH OF SCHEDULE		OPP. STRENGTH OF SCHEDULE		TEAM RPI		ADJ RPI		CONF. RPI		ADJ CONF. RPI	
DIV. I ONLY			7-18-0		.28 260		2-8-0		208		261		271		.41262 271		24		24	
DIV. I NON-CONF.			5-11-0		.3125 230		0-1-0		175		279		256		.43031 256		24		24	
TOTALS		RPI 1-25		RPI 26-50		W-L RECORDS		RPI 51-100		RPI 101-150		RPI 150+								
7-18-0		0-3-0		0-1-0		OVERALL		0-0-0		0-1-0		7-13-0								
5-6-0		0-0-0		0-0-0		HOME		0-0-0		0-0-0		5-6-0								
2-12-0		0-3-0		0-1-0		AWAY		0-0-0		0-1-0		2-7-0								
0-0-0		0-0-0		0-0-0		NEUTRAL		0-0-0		0-0-0		0-0-0								
5-11-0		0-3-0		0-1-0		NON-CONFERENCE		0-0-0		0-1-0		5-6-0								
4-4-0		0-0-0		0-0-0		HOME		0-0-0		0-0-0		4-4-0								
1-7-0		0-3-0		0-0-		AWAY		0-0-0		0-1-0		1-2-0								
0-0-0		0-0-0		0-0-0		NEUTRAL		0-0-0		0-0-0		0-0-0								
2-7-0		0-0-0		0-0-0		CONFERENCE		0-0-0		0-0-0		2-7-0								
1-2-0		0-0-0		0-0-0		HOME		0-0-0		0-0-0		1-2-0								
1-5-0		0-0-0		0-0-0		AWAY		0-0-0		0-0-0		1-5-0								
0-0-0		0-0-0		0-0-0		NEUTRAL		0-0-0		0-0-0		0-0-0								
RPI	S	Opponent		Score		RPI	S	Opponent		Score		RPI	S	Opponent		Score				
9	A	Auburn		0	6	39	A	Duke		3	9	128	A	Virginia		0	6			
9	A	Auburn		0	3							160	H	High Point		2	8			
9	A	Auburn		1	25							160	H	High Point		2	10			
												160	H	High Point		5	4			
												164	H	N. C. Central		4	12			
												184	A	Winthrop		0	8			
												184	A	Winthrop		7	15			
												184	A	Winthrop		3	4			
												202	H	Lafayette		6	10			
												257	A	USC Upstate		3	1			
												257	A	USC Upstate		2	14			
												257	A	USC Upstate		0	2			
												261	A	Charleston So.		7	5			
												261	A	Charleston So.		0	6			
												261	A	Charleston So.		5	9			
												276	H	Iona		6	7			
												276	H	Iona		11	2			
												276	H	Iona		3	1			
												277	H	Niagara		5	4			
												277	H	Niagara		8	7			
												277	H	Niagara		2	15			
LAST 10 GAMES						LAST 10 GAMES						LAST 10 GAMES								
						261	A	Charleston So.		0	6	184	A	Winthrop		0	8			
						261	A	Charleston So.		7	5	184	A	Winthrop		3	4			
						261	A	Charleston So.		5	9	160	H	High Point		2	10			
						128	A	Virginia		0	6	160	H	High Point		2	8			
						184	A	Winthrop		7	15	160	H	High Point		5	4			

Non-Div. I Games:

Longwood

Average RPI Win:		271	WON-LOST RECORD		WINNING PCT. RANK		LAST 10 GAMES		STRENGTH OF SCHEDULE		OPP. STRENGTH OF SCHEDULE		TEAM RPI		ADJ RPI		CONF. RPI		ADJ CONF. RPI	
DIV. I ONLY			7-18-0		.28 260		2-8-0		248		284		272		.4108 272		30		30	
DIV. I NON-CONF.			0-9-0		0 292		0-4-0		88		200		284		.39058 284		30		30	
TOTALS		RPI 1-25		RPI 26-50		W-L RECORDS		RPI 51-100		RPI 101-150		RPI 150+								
7-18-0		0-0-0		0-1-0		OVERALL		0-3-0		0-2-0		7-12-0								
2-1-0		0-0-0		0-0-0		HOME		0-0-0		0-0-0		2-1-0								
4-14-0		0-0-0		0-1-0		AWAY		0-2-0		0-2-0		4-9-0								
1-3-0		0-0-0		0-0-0		NEUTRAL		0-1-0		0-0-0		1-2-0								
0-9-0		0-0-0		0-1-0		NON-CONFERENCE		0-3-0		0-2-0		0-3-0								
0-0-0		0-0-0		0-0-0		HOME		0-0-0		0-0-0		0-0-0								
0-6-0		0-0-0		0-0-		AWAY		0-2-0		0-2-0		0-1-0								
0-3-0		0-0-0		0-0-0		NEUTRAL		0-1-0		0-0-0		0-2-0								
7-9-0		0-0-0		0-0-0		CONFERENCE		0-0-0		0-0-0		7-9-0								
2-1-0		0-0-0		0-0-0		HOME		0-0-0		0-0-0		2-1-0								
4-8-0		0-0-0		0-0-0		AWAY		0-0-0		0-0-0		4-8-0								
1-0-0		0-0-0		0-0-0		NEUTRAL		0-0-0		0-0-0		1-0-0								
RPI	S	Opponent	Score		RPI	S	Opponent	Score		RPI	S	Opponent	Score							
					40	A	Southern Miss.	1	12	59	A	DBU	3	10						
										78	N	Xavier	1	6						
										81	A	LSU	2	8						
										136	A	New Orleans	3	14						
										136	A	New Orleans	2	6						
										156	A	Incarnate Word	4	6						
										241	N	Ill. -Chi cago	0	3						
										241	N	Ill. -Chi cago	5	9						
										251	H	Texas Southern	1	8						
										251	H	Texas Southern	9	8						
										258	A	Alabama St.	6	12						
										258	A	Alabama St.	0	14						
										258	A	Alabama St.	7	3						
										270	A	Grambling	13	2						
										270	A	Grambling	6	10						
										270	A	Grambling	18	19						
										270	N	Grambling	8	7						
										278	A	Ark. -Pine Bluff	12	1						
										278	A	Ark. -Pine Bluff	5	6						
										278	A	Ark. -Pine Bluff	5	6						
										282	H	Alcorn	6	1						
										291	A	Prairie View	13	11						
										291	A	Prairie View	8	9						
										291	A	Prairie View	6	7						
LAST 10 GAMES																				
					78	N	Xavier	1	6	291	A	Prairie View	13	11						
					59	A	DBU	3	10	40	A	Southern Miss.	1	12						
					156	A	Incarnate Word	4	6	270	A	Grambling	13	2						
					291	A	Prairie View	6	7	270	A	Grambling	18	19						
					291	A	Prairie View	8	9	270	A	Grambling	6	10						

Non-Div. I Games:

Southern U.



Average RPI Win: 265		WON-LOST RECORD		WINNING PCT. RANK		LAST 10 GAMES		STRENGTH OF SCHEDULE		OPP. STRENGTH OF SCHEDULE		TEAM RPI		ADJ RPI		CONF. RPI		ADJ CONF. RPI			
DIV. I ONLY		6-19-0		.24 281		2-8-0		224		266		273		.41077 273		20		20			
DIV. I NON-CONF.		5-14-0		.26316 249		1-3-0		247		258		267		.42049 267		22		22			
TOTALS		RPI 1-25		RPI 26-50		W-L RECORDS		RPI 51-100		RPI 101-150		RPI 150+									
6-19-0		0-0-0		0-3-0		OVERALL		0-4-0		0-1-0		6-11-0									
2-5-0		0-0-0		0-0-0		HOME		0-1-0		0-1-0		2-3-0									
4-13-0		0-0-0		0-3-0		AWAY		0-3-0		0-0-0		4-7-0									
0-1-0		0-0-0		0-0-0		NEUTRAL		0-0-0		0-0-0		0-1-0									
5-14-0		0-0-0		0-3-0		NON-CONFERENCE		0-4-0		0-1-0		5-6-0									
1-3-0		0-0-0		0-0-0		HOME		0-1-0		0-1-0		1-1-0									
4-10-0		0-0-0		0-0-		AWAY		0-3-0		0-0-0		4-4-0									
0-1-0		0-0-0		0-0-0		NEUTRAL		0-0-0		0-0-0		0-1-0									
1-5-0		0-0-0		0-0-0		CONFERENCE		0-0-0		0-0-0		1-5-0									
1-2-0		0-0-0		0-0-0		HOME		0-0-0		0-0-0		1-2-0									
0-3-0		0-0-0		0-0-0		AWAY		0-0-0		0-0-0		0-3-0									
0-0-0		0-0-0		0-0-0		NEUTRAL		0-0-0		0-0-0		0-0-0									
RPI	S	Opponent		Score		RPI	S	Opponent		Score		RPI	S	Opponent		Score					
				26	A	Missouri		5	8	58	H	Wagner		3	15	112	H	Manhattan		6	11
				26	A	Missouri		0	7	66	A	Kansas St.		1	5	179	A	George Washington		6	11
				26	A	Missouri		1	7	66	A	Kansas St.		3	9	179	A	George Washington		2	8
										66	A	Kansas St.		10	11	179	A	George Washington		4	5
																219	H	Saint Joseph's		1	5
																219	H	Saint Joseph's		3	12
																219	H	Saint Joseph's		10	2
																229	A	The Citadel		6	4
																229	A	The Citadel		6	7
																229	A	The Citadel		7	8
																247	H	Delaware		3	7
																280	A	Presbyterian		16	7
																280	A	Presbyterian		4	13
																280	A	Presbyterian		3	7
																280	A	Presbyterian		5	4
																283	H	Sacred Heart		2	0
																292	N	Fairleigh Dickinson		8	9
																296	A	UMES		12	1
				LAST 10 GAMES																	
				219	H	Saint Joseph's		10	2	179	A	George Washington		4	5	179	A	George Washington		6	11
				219	H	Saint Joseph's		3	12	283	H	Sacred Heart		2	0	58	H	Wagner		3	15
				219	H	Saint Joseph's		1	5	112	H	Manhattan		6	11						
				247	H	Delaware		3	7												
				179	A	George Washington		2	8												

Non-Div. I Games:

La Salle

R  
i  
d  
e  
r

Ri der

Average RPI Win: 242		WON-LOST RECORD		WINNING PCT. RANK		LAST 10 GAMES		STRENGTH OF SCHEDULE		OPP. STRENGTH OF SCHEDULE		TEAM RPI		ADJ RPI		CONF. RPI		ADJ CONF. RPI	
DIV. I ONLY		5-13-1		.28947 259		2-7-1		279		191		275		.40724 275		26		26	
DIV. I NON-CONF.		4-12-0		.25 252		1-6-0		277		141		277		.40872 277		25		25	
TOTALS		RPI 1-25		RPI 26-50		W-L RECORDS		RPI 51-100		RPI 101-150		RPI 150+							
5-13-1		0-1-0		0-3-0		OVERALL		0-0-0		0-0-0		5-9-1							
1-0-0		0-0-0		0-0-0		HOME		0-0-0		0-0-0		1-0-0							
2-12-1		0-0-0		0-3-0		AWAY		0-0-0		0-0-0		2-9-1							
2-1-0		0-1-0		0-0-0		NEUTRAL		0-0-0		0-0-0		2-0-0							
4-12-0		0-1-0		0-3-0		NON-CONFERENCE		0-0-0		0-0-0		4-8-0							
1-0-0		0-0-0		0-0-0		HOME		0-0-0		0-0-0		1-0-0							
1-11-0		0-0-0		0-0-		AWAY		0-0-0		0-0-0		1-8-0							
2-1-0		0-1-0		0-0-0		NEUTRAL		0-0-0		0-0-0		2-0-0							
1-1-1		0-0-0		0-0-0		CONFERENCE		0-0-0		0-0-0		1-1-1							
0-0-0		0-0-0		0-0-0		HOME		0-0-0		0-0-0		0-0-0							
1-1-1		0-0-0		0-0-0		AWAY		0-0-0		0-0-0		1-1-1							
0-0-0		0-0-0		0-0-0		NEUTRAL		0-0-0		0-0-0		0-0-0							
RPI	S	Opponent		Score		RPI	S	Opponent		Score		RPI	S	Opponent		Score			
13	N	Northeastern		8 10		36	A	Georgi a Tech		0 10		173	H	Qui nni pi ac		11 4			
						36	A	Georgi a Tech		5 11		182	A	Cal Poly		2 11			
						36	A	Georgi a Tech		9 12		182	A	Cal Poly		0 5			
												182	A	Cal Poly		3 10			
												205	A	San Jose St.		3 4			
												208	A	CSU Bakersfi el d		5 7			
												208	A	CSU Bakersfi el d		4 9			
												208	A	CSU Bakersfi el d		1 4			
												208	A	CSU Bakersfi el d		11 9			
												220	A	UC Santa Barbara		5 15			
												267	N	Georgetown		4 1			
												279	A	Penn		5 4			
												279	A	Penn		7 8			
												279	A	Penn		4 4			
												284	N	Villanova		12 7			
						LAST 10 GAMES													
						279	A	Penn		4 4		182	A	Cal Poly		3 10			
						279	A	Penn		7 8		182	A	Cal Poly		2 11			
						279	A	Penn		5 4		205	A	San Jose St.		3 4			
						173	H	Qui nni pi ac		11 4		208	A	CSU Bakersfi el d		5 7			
						182	A	Cal Poly		0 5		208	A	CSU Bakersfi el d		4 9			

Non-Div. I Games:

Dartmouth

Average RPI Win: 248		WON-LOST RECORD		WINNING PCT. RANK		LAST 10 GAMES		STRENGTH OF SCHEDULE		OPP. STRENGTH OF SCHEDULE		TEAM RPI		ADJ RPI		CONF. RPI		ADJ CONF. RPI	
DIV. I ONLY		6-16-0		.27273 264		2-7-0		269		256		276		.40528 276		27		27	
DIV. I NON-CONF.		4-13-0		.23529 260		0-4-0		203		277		253		.43628 253		27		27	
TOTALS		RPI 1-25		RPI 26-50		W-L RECORDS		RPI 51-100		RPI 101-150		RPI 150+							
6-16-0		0-0-0		0-0-0		OVERALL		0-0-0		1-6-0		5-10-0							
1-2-0		0-0-0		0-0-0		HOME		0-0-0		0-0-0		1-2-0							
4-13-0		0-0-0		0-0-0		AWAY		0-0-0		1-6-0		3-6-0							
1-1-0		0-0-0		0-0-0		NEUTRAL		0-0-0		0-0-0		1-1-0							
4-13-0		0-0-0		0-0-0		NON-CONFERENCE		0-0-0		1-6-0		3-7-0							
0-0-0		0-0-0		0-0-0		HOME		0-0-0		0-0-0		0-0-0							
3-12-0		0-0-0		0-0-		AWAY		0-0-0		1-6-0		2-6-0							
1-1-0		0-0-0		0-0-0		NEUTRAL		0-0-0		0-0-0		1-1-0							
2-3-0		0-0-0		0-0-0		CONFERENCE		0-0-0		0-0-0		2-3-0							
1-2-0		0-0-0		0-0-0		HOME		0-0-0		0-0-0		1-2-0							
1-1-0		0-0-0		0-0-0		AWAY		0-0-0		0-0-0		1-1-0							
0-0-0		0-0-0		0-0-0		NEUTRAL		0-0-0		0-0-0		0-0-0							
RPI	S	Opponent	Score	RPI	S	Opponent	Score	RPI	S	Opponent	Score	RPI	S	Opponent	Score				
												111	A	Rutgers	12 3				
												115	A	VCU	1 2				
												115	A	VCU	4 5				
												115	A	VCU	0 3				
												132	A	Charlotte	2 6				
												132	A	Charlotte	3 10				
												132	A	Charlotte	2 9				
												164	A	N. C. Central	8 21				
												164	A	N. C. Central	5 6				
												164	A	N. C. Central	2 12				
												166	N	Stony Brook	3 5				
												230	A	LIU Brooklyn	4 9				
												252	H	Si ena	2 3				
												252	H	Si ena	4 2				
												252	H	Si ena	2 15				
												271	A	Longwood	1 3				
												271	A	Longwood	2 11				
												271	A	Longwood	7 6				
												274	A	Ri der	3 9				
												274	A	Ri der	12 0				
												283	N	Sacred Heart	6 5				
												295	A	Norfol k St.	6 1				
				LAST 10 GAMES															
												274	A	Ri der	12 0				
												274	A	Ri der	3 9				
												252	H	Si ena	4 2				
												252	H	Si ena	2 3				
												252	H	Si ena	2 15				
												230	A	LIU Brookl yn	4 9				
												115	A	VCU	4 5				
												115	A	VCU	1 2				
												115	A	VCU	0 3				
												271	A	Longwood	1 3				

Non-Div. I Games:

Iona

Average RPI Win:		227	WON-LOST RECORD		WINNING PCT. RANK		LAST 10 GAMES		STRENGTH OF SCHEDULE		OPP. STRENGTH OF SCHEDULE		TEAM RPI		ADJ RPI		CONF. RPI		ADJ CONF. RPI				
DIV. I ONLY			7-12-0		.36842 219		5-4-0		295		188		277		.40487 277		27		27				
DIV. I NON-CONF.			5-11-0		.3125 230		3-3-0		295		164		285		.38742 285		27		27				
TOTALS		RPI 1-25		RPI 26-50				W-L RECORDS				RPI 51-100				RPI 101-150				RPI 150+			
7-12-0		0-0-0		0-0-0				OVERALL				0-1-0				0-2-0				7-9-0			
0-0-0		0-0-0		0-0-0				HOME				0-0-0				0-0-0				0-0-0			
7-9-0		0-0-0		0-0-0				AWAY				0-0-0				0-0-0				7-9-0			
0-3-0		0-0-0		0-0-0				NEUTRAL				0-1-0				0-2-0				0-0-0			
5-11-0		0-0-0		0-0-0				NON-CONFERENCE				0-1-0				0-2-0				5-8-0			
0-0-0		0-0-0		0-0-0				HOME				0-0-0				0-0-0				0-0-0			
5-8-0		0-0-0		0-0-				AWAY				0-0-0				0-0-0				5-8-0			
0-3-0		0-0-0		0-0-0				NEUTRAL				0-1-0				0-2-0				0-0-0			
2-1-0		0-0-0		0-0-0				CONFERENCE				0-0-0				0-0-0				2-1-0			
0-0-0		0-0-0		0-0-0				HOME				0-0-0				0-0-0				0-0-0			
2-1-0		0-0-0		0-0-0				AWAY				0-0-0				0-0-0				2-1-0			
0-0-0		0-0-0		0-0-0				NEUTRAL				0-0-0				0-0-0				0-0-0			
RPI	S	Opponent		Score		RPI	S	Opponent		Score		RPI	S	Opponent		Score		RPI	S	Opponent		Score	
												91	N	Boston College		3	11	122	N	Bryant		7	11
																		124	N	Army West Point		5	9
																		192	A	Cornel I		5	17
																		192	A	Cornel I		7	4
																		203	A	Marshal I		2	6
																		203	A	Marshal I		4	5
																		203	A	Marshal I		7	4
																		203	A	Marshal I		1	11
																		218	A	Fai rfi el d		5	6
																		218	A	Fai rfi el d		6	5
																		218	A	Fai rfi el d		13	8
																		245	A	Mi chi gan St.		1	5
																		245	A	Mi chi gan St.		12	10
																		245	A	Mi chi gan St.		3	2
																		245	A	Mi chi gan St.		1	10
																		271	A	Longwood		7	8
																		271	A	Longwood		15	2
																		271	A	Longwood		4	5
LAST 10 GAMES																							
218 A Fai rfi el d						6 5						245 A Mi chi gan St.						12 10					
218 A Fai rfi el d						5 6						245 A Mi chi gan St.						1 5					
218 A Fai rfi el d						13 8						245 A Mi chi gan St.						3 2					
192 A Cornel I						5 17						245 A Mi chi gan St.						1 10					
192 A Cornel I						7 4						203 A Marshal I						2 6					

Non-Div. I Games:

Niagara

Average RPI Win:		263	WON-LOST RECORD		WINNING PCT. RANK		LAST 10 GAMES		STRENGTH OF SCHEDULE		OPP. STRENGTH OF SCHEDULE		TEAM RPI		ADJ RPI		CONF. RPI		ADJ CONF. RPI				
DIV. I ONLY			10-12-0		.45455 178		5-5-0		282		271		278		.40342 278		30		30				
DIV. I NON-CONF.			1-6-0		.14286 281		1-3-0		210		15		281		.39873 281		30		30				
TOTALS		RPI 1-25		RPI 26-50				W-L RECORDS				RPI 51-100				RPI 101-150				RPI 150+			
10-12-0		0-1-0		0-1-0				OVERALL				0-2-0				0-0-0				10-8-0			
7-6-0		0-1-0		0-0-0				HOME				0-0-0				0-0-0				7-5-0			
1-5-0		0-0-0		0-1-0				AWAY				0-2-0				0-0-0				1-2-0			
2-1-0		0-0-0		0-0-0				NEUTRAL				0-0-0				0-0-0				2-1-0			
1-6-0		0-1-0		0-1-0				NON-CONFERENCE				0-2-0				0-0-0				1-2-0			
1-3-0		0-1-0		0-0-0				HOME				0-0-0				0-0-0				1-2-0			
0-3-0		0-0-0		0-0-				AWAY				0-2-0				0-0-0				0-0-0			
0-0-0		0-0-0		0-0-0				NEUTRAL				0-0-0				0-0-0				0-0-0			
9-6-0		0-0-0		0-0-0				CONFERENCE				0-0-0				0-0-0				9-6-0			
6-3-0		0-0-0		0-0-0				HOME				0-0-0				0-0-0				6-3-0			
1-2-0		0-0-0		0-0-0				AWAY				0-0-0				0-0-0				1-2-0			
2-1-0		0-0-0		0-0-0				NEUTRAL				0-0-0				0-0-0				2-1-0			
RPI	S	Opponent		Score		RPI	S	Opponent		Score		RPI	S	Opponent		Score		RPI	S	Opponent		Score	
14	H	Creighton		6	10	36	A	Georgi a Tech		0	8	52	A	Tennessee		1	9	163	H	Val parai so		8	12
												86	A	TCU		1	7	163	H	Val parai so		6	5
																		163	H	Val parai so		7	14
																		251	A	Texas Southern		12	10
																		251	A	Texas Southern		0	10
																		251	A	Texas Southern		2	9
																		258	N	Al abama St.		8	5
																		270	H	Grambl ing		7	6
																		270	H	Grambl ing		3	5
																		270	H	Grambl ing		7	8
																		270	N	Grambl ing		5	4
																		272	H	Southern U.		1	12
																		272	H	Southern U.		6	5
																		272	H	Southern U.		6	5
																		282	N	Al corn		4	5
																		291	H	Prai rie View		6	5
																		291	H	Prai rie View		4	3
																		291	H	Prai rie View		11	1
						LAST 10 GAMES																	
						291 H Prai rie View						6	5	251 A Texas Southern						12	10		
						291 H Prai rie View						11	1	86 A TCU						1	7		
						291 H Prai rie View						4	3	163 H Val parai so						8	12		
						251 A Texas Southern						2	9	163 H Val parai so						6	5		
						251 A Texas Southern						0	10	163 H Val parai so						7	14		

Non-Div. I Games:

Ark. -Pine Bluff

Average RPI Win:		250	WON-LOST RECORD		WINNING PCT. RANK		LAST 10 GAMES		STRENGTH OF SCHEDULE		OPP. STRENGTH OF SCHEDULE		TEAM RPI		ADJ RPI		CONF. RPI		ADJ CONF. RPI	
DIV. I ONLY			6-15-1	.295	45	255	4-5-1		266		289	279	.403	01	279	26	26			
DIV. I NON-CONF.			4-12-0	.25		252	2-2-0		212		291	258	.426	76	258	25	25			
TOTALS		RPI 1-25		RPI 26-50				W-L RECORDS		RPI 51-100				RPI 101-150				RPI 150+		
6-15-1		0-0-0		0-0-0				OVERALL		0-0-0				1-7-0				5-8-1		
1-1-1		0-0-0		0-0-0				HOME		0-0-0				0-0-0				1-1-1		
3-12-0		0-0-0		0-0-0				AWAY		0-0-0				1-7-0				2-5-0		
2-2-0		0-0-0		0-0-0				NEUTRAL		0-0-0				0-0-0				2-2-0		
4-12-0		0-0-0		0-0-0				NON-CONFERENCE		0-0-0				1-7-0				3-5-0		
0-0-0		0-0-0		0-0-0				HOME		0-0-0				0-0-0				0-0-0		
2-10-0		0-0-0		0-0-				AWAY		0-0-0				1-7-0				1-3-0		
2-2-0		0-0-0		0-0-0				NEUTRAL		0-0-0				0-0-0				2-2-0		
2-3-1		0-0-0		0-0-0				CONFERENCE		0-0-0				0-0-0				2-3-1		
1-1-1		0-0-0		0-0-0				HOME		0-0-0				0-0-0				1-1-1		
1-2-0		0-0-0		0-0-0				AWAY		0-0-0				0-0-0				1-2-0		
0-0-0		0-0-0		0-0-0				NEUTRAL		0-0-0				0-0-0				0-0-0		
RPI	S	Opponent		Score		RPI	S	Opponent		Score		RPI	S	Opponent		Score				
														134	A	Northwestern St.	1	2		
														134	A	Northwestern St.	2	8		
														134	A	Northwestern St.	8	5		
														139	A	Wofford	6	7		
														139	A	Wofford	6	8		
														139	A	Wofford	4	5		
														143	A	Furman	4	12		
														143	A	Furman	1	4		
														219	A	Saint Joseph's	4	7		
														248	A	Brown	1	4		
														248	A	Brown	6	7		
														248	A	Brown	9	8		
														257	A	USC Upstate	7	5		
														257	A	USC Upstate	3	5		
														257	A	USC Upstate	2	7		
														275	H	Dartmouth	4	4		
														275	H	Dartmouth	4	5		
														275	H	Dartmouth	8	7		
														292	N	Fairleigh Dickinson	1	3		
														292	N	Fairleigh Dickinson	6	3		
														292	N	Fairleigh Dickinson	3	7		
														292	N	Fairleigh Dickinson	16	8		
				LAST 10 GAMES																
				275	H	Dartmouth	4	4	248	A	Brown	1	4							
				275	H	Dartmouth	8	7	248	A	Brown	6	7							
				275	H	Dartmouth	4	5	292	N	Fairleigh Dickinson	16	8							
				219	A	Saint Joseph's	4	7	292	N	Fairleigh Dickinson	1	3							
				248	A	Brown	9	8	292	N	Fairleigh Dickinson	6	3							

Non-Div. I Games:

Penn

Average RPI Win:		229	WON-LOST RECORD		WINNING PCT. RANK		LAST 10 GAMES		STRENGTH OF SCHEDULE		OPP. STRENGTH OF SCHEDULE		TEAM RPI		ADJ RPI		CONF. RPI		ADJ CONF. RPI	
DIV. I ONLY			9-20-0		.31034 248		4-6-0		252		226		280		.39918 280		24		24	
DIV. I NON-CONF.			5-15-0		.25 252		0-2-0		263		232		287		.38463 287		24		24	
TOTALS		RPI 1-25		RPI 26-50		W-L RECORDS		RPI 51-100		RPI 101-150		RPI 150+								
9-20-0		0-1-0		0-3-0		OVERALL		0-2-0		1-0-0		8-14-0								
7-9-0		0-0-0		0-0-0		HOME		0-0-0		0-0-0		7-9-0								
1-8-0		0-0-0		0-3-0		AWAY		0-0-0		1-0-0		0-5-0								
1-3-0		0-1-0		0-0-0		NEUTRAL		0-2-0		0-0-0		1-0-0								
5-15-0		0-1-0		0-3-0		NON-CONFERENCE		0-2-0		1-0-0		4-9-0								
3-7-0		0-0-0		0-0-0		HOME		0-0-0		0-0-0		3-7-0								
1-5-0		0-0-0		0-0-		AWAY		0-0-0		1-0-0		0-2-0								
1-3-0		0-1-0		0-0-0		NEUTRAL		0-2-0		0-0-0		1-0-0								
4-5-0		0-0-0		0-0-0		CONFERENCE		0-0-0		0-0-0		4-5-0								
4-2-0		0-0-0		0-0-0		HOME		0-0-0		0-0-0		4-2-0								
0-3-0		0-0-0		0-0-0		AWAY		0-0-0		0-0-0		0-3-0								
0-0-0		0-0-0		0-0-0		NEUTRAL		0-0-0		0-0-0		0-0-0								
RPI	S	Opponent		Score		RPI	S	Opponent		Score		RPI	S	Opponent		Score				
13	N	Northeastern		1	6	29	A	Vanderbil t		1	7	74	N	Pi ttsburgh		3	4			
						29	A	Vanderbil t		2	15	78	N	Xavier		5	6			
						39	A	Duke		0	8									

Non-Div. I Games:

Presbyteri an



**T  
O  
W  
S  
O  
N**

T  
O  
W  
S  
O  
N

Towson

Alcorn

Average RPI Win: 273		WON-LOST RECORD		WINNING PCT. RANK		LAST 10 GAMES		STRENGTH OF SCHEDULE		OPP. STRENGTH OF SCHEDULE		TEAM RPI		ADJ RPI		CONF. RPI		ADJ CONF. RPI	
DIV. I ONLY		7-17-0		.29167 256		3-6-0		275		286		282		.39621 282		30		30	
DIV. I NON-CONF.		2-4-0		.33333 220		0-1-0		187		266		197		.47658 198		30		30	
TOTALS		RPI 1-25		RPI 26-50		W-L RECORDS		RPI 51-100		RPI 101-150		RPI 150+							
7-17-0		0-0-0		0-0-0		OVERALL		0-1-0		0-1-0		7-15-0							
0-3-0		0-0-0		0-0-0		HOME		0-0-0		0-0-0		0-3-0							
5-13-0		0-0-0		0-0-0		AWAY		0-1-0		0-1-0		5-11-0							
2-1-0		0-0-0		0-0-0		NEUTRAL		0-0-0		0-0-0		2-1-0							
2-4-0		0-0-0		0-0-0		NON-CONFERENCE		0-1-0		0-1-0		2-2-0							
0-0-0		0-0-0		0-0-0		HOME		0-0-0		0-0-0		0-0-0							
2-4-0		0-0-0		0-0-		AWAY		0-1-0		0-1-0		2-2-0							
0-0-0		0-0-0		0-0-0		NEUTRAL		0-0-0		0-0-0		0-0-0							
5-13-0		0-0-0		0-0-0		CONFERENCE		0-0-0		0-0-0		5-13-0							
0-3-0		0-0-0		0-0-0		HOME		0-0-0		0-0-0		0-3-0							
3-9-0		0-0-0		0-0-0		AWAY		0-0-0		0-0-0		3-9-0							
2-1-0		0-0-0		0-0-0		NEUTRAL		0-0-0		0-0-0		2-1-0							
RPI	S	Opponent	Score	RPI	S	Opponent	Score	RPI	S	Opponent	Score	RPI	S	Opponent	Score				
								94	A	Mississippi St.	1 17	127	A	Southeastern La.	1 7				
												159	H	Jackson St.	10 17				
												159	H	Jackson St.	8 13				
												159	H	Jackson St.	2 9				
												243	A	Florida A&M	8 5				
												243	A	Florida A&M	4 21				
												243	A	Florida A&M	3 11				
												243	A	Florida A&M	7 2				
												258	A	Alabama St.	0 5				
												258	A	Alabama St.	0 12				
												258	A	Alabama St.	1 6				
												270	A	Grambling	5 12				
												270	A	Grambling	7 8				
												270	N	Grambling	5 6				
												272	A	Southern U.	1 6				
												278	N	Ark. -Pine Bluff	5 4				
												286	A	Alabama A&M	15 4				
												286	A	Alabama A&M	5 4				
												286	A	Alabama A&M	1 11				
												287	A	Mississippi Val.	5 6				
												287	A	Mississippi Val.	10 2				
												287	A	Mississippi Val.	5 9				
												291	N	Prairie View	8 4				
				LAST 10 GAMES															
				286	A	Alabama A&M	5 4	159	H	Jackson St.	10 17								
				286	A	Alabama A&M	15 4	94	A	Mississippi St.	1 17								
				286	A	Alabama A&M	1 11	287	A	Mississippi Val.	5 9								
				159	H	Jackson St.	8 13	287	A	Mississippi Val.	10 2								
				159	H	Jackson St.	2 9	287	A	Mississippi Val.	5 6								

Non-Div. I Games:      Tougaloo      1      9      Tougaloo      10      6

Alcorn

Average RPI Win:	223	WON-LOST RECORD	WINNING PCT. RANK	LAST 10 GAMES	STRENGTH OF SCHEDULE	OPP. STRENGTH OF SCHEDULE	TEAM RPI	ADJ RPI	CONF. RPI	ADJ CONF. RPI					
DIV. I ONLY		5-15-0	.25	276	2-8-0	267	225	283	.39545	283	28	28			
DIV. I NON-CONF.		4-11-0	.26667	245	1-4-0	281	217	275	.41047	275	29	29			
<hr/>															
TOTALS	RPI 1-25	RPI 26-50		W-L RECORDS		RPI 51-100		RPI 101-150		RPI 150+					
5-15-0	0-0-0	0-0-0		OVERALL		0-4-0		2-4-0		3-7-0					
1-4-0	0-0-0	0-0-0		HOME		0-3-0		0-0-0		1-1-0					
3-8-0	0-0-0	0-0-0		AWAY		0-1-0		1-3-0		2-4-0					
1-3-0	0-0-0	0-0-0		NEUTRAL		0-0-0		1-1-0		0-2-0					
4-11-0	0-0-0	0-0-0		NON-CONFERENCE		0-1-0		2-4-0		2-6-0					
0-0-0	0-0-0	0-0-0		HOME		0-0-0		0-0-0		0-0-0					
3-8-0	0-0-0	0-0-		AWAY		0-1-0		1-3-0		2-4-0					
1-3-0	0-0-0	0-0-0		NEUTRAL		0-0-0		1-1-0		0-2-0					
1-4-0	0-0-0	0-0-0		CONFERENCE		0-3-0		0-0-0		1-1-0					
1-4-0	0-0-0	0-0-0		HOME		0-3-0		0-0-0		1-1-0					
0-0-0	0-0-0	0-0-0		AWAY		0-0-0		0-0-0		0-0-0					
0-0-0	0-0-0	0-0-0		NEUTRAL		0-0-0		0-0-0		0-0-0					
RPI	S	Opponent	Score	RPI	S	Opponent	Score	RPI	S	Opponent	Score				
				58 H Wagner				3	14	113 A Rhode Island				3	5
				58 H Wagner				7	14	121 A Kennesaw St.				6	7
				58 H Wagner				4	9	121 A Kennesaw St.				4	2
				81 A LSU				0	7	121 A Kennesaw St.				2	3
										127 N Southeastern La.				5	3
										133 N Toledo				2	7
										166 N Stony Brook				6	7
										219 A Saint Joseph's				1	13
										254 A Nicholls St.				0	10
										254 A Nicholls St.				6	21
										273 A La Salle				0	2
										276 N Iona				5	6
										284 A Villanova				3	2
										288 H Mt. St. Mary's				11	5
										288 H Mt. St. Mary's				6	7
						295 A Norfolk St.				9	4				
<hr/>															
				LAST 10 GAMES											
58 H Wagner				7	14	113 A Rhode Island				3	5				
58 H Wagner				4	9	273 A La Salle				0	2				
58 H Wagner				3	14	219 A Saint Joseph's				1	13				
288 H Mt. St. Mary's				11	5	284 A Villanova				3	2				
288 H Mt. St. Mary's				6	7	121 A Kennesaw St.				6	7				

Non-Div. I Games:

Sacred Heart



Average RPI Win:		289	WON-LOST RECORD		WINNING PCT. RANK		LAST 10 GAMES		STRENGTH OF SCHEDULE		OPP. STRENGTH OF SCHEDULE		TEAM RPI		ADJ RPI		CONF. RPI		ADJ CONF. RPI					
DIV. I ONLY			8-15-0		.34783		226		7-3-0		281		293		285		.39075		285		31		31	
DIV. I NON-CONF.			0-12-0		0		292		0-1-0		178		243		292		.36196		292		31		31	
TOTALS		RPI 1-25		RPI 26-50		W-L RECORDS		RPI 51-100		RPI 101-150		RPI 150+												
8-15-0		0-0-0		0-0-0		OVERALL		0-4-0		0-0-0		8-11-0												
3-5-0		0-0-0		0-0-0		HOME		0-4-0		0-0-0		3-1-0												
5-10-0		0-0-0		0-0-0		AWAY		0-0-0		0-0-0		5-10-0												
0-0-0		0-0-0		0-0-0		NEUTRAL		0-0-0		0-0-0		0-0-0												
0-12-0		0-0-0		0-0-0		NON-CONFERENCE		0-4-0		0-0-0		0-8-0												
0-5-0		0-0-0		0-0-0		HOME		0-4-0		0-0-0		0-1-0												
0-7-0		0-0-0		0-0-		AWAY		0-0-0		0-0-0		0-7-0												
0-0-0		0-0-0		0-0-0		NEUTRAL		0-0-0		0-0-0		0-0-0												
8-3-0		0-0-0		0-0-0		CONFERENCE		0-0-0		0-0-0		8-3-0												
3-0-0		0-0-0		0-0-0		HOME		0-0-0		0-0-0		3-0-0												
5-3-0		0-0-0		0-0-0		AWAY		0-0-0		0-0-0		5-3-0												
0-0-0		0-0-0		0-0-0		NEUTRAL		0-0-0		0-0-0		0-0-0												
RPI	S	Opponent	Score	RPI	S	Opponent	Score	RPI	S	Opponent	Score	RPI	S	Opponent	Score									
								58	H	Wagner	2	3		154	H	NJIT	7	8						
								58	H	Wagner	0	9		161	A	Eastern Ky.	4	14						
								80	H	Fordham	8	10		161	A	Eastern Ky.	8	10						
								80	H	Fordham	1	4		161	A	Eastern Ky.	1	15						
														174	A	Navy	3	11						
														174	A	Navy	1	3						
														236	A	N. C. A&T	2	3						
														236	A	N. C. A&T	9	5						
														267	A	Georgetown	9	16						
														288	A	Mt. St. Mary's	1	4						
														295	A	Norfol k St.	10	0						
														295	A	Norfol k St.	7	5						
														295	A	Norfol k St.	5	6						
														296	A	UMES	12	2						
														296	A	UMES	5	4						
														296	A	UMES	0	1						
														297	H	Del aware St.	2	0						
														297	H	Del aware St.	3	2						
														297	H	Del aware St.	17	13						
				LAST 10 GAMES																				
				295	A	Norfol k St.	7	5	297	H	Del aware St.	2	0											
				295	A	Norfol k St.	10	0	297	H	Del aware St.	17	13											
				295	A	Norfol k St.	5	6	296	A	UMES	5	4											
				174	A	Navy	3	11	296	A	UMES	0	1											
				297	H	Del aware St.	3	2	296	A	UMES	12	2											

Non-Div. I Games:

Coppin St.

Average RPI Win:		272	WON-LOST RECORD		WINNING PCT. RANK		LAST 10 GAMES		STRENGTH OF SCHEDULE		OPP. STRENGTH OF SCHEDULE		TEAM RPI		ADJ RPI		CONF. RPI		ADJ CONF. RPI				
DIV. I ONLY			7-20-0		.25926 275		2-7-0		223		278		286		.3884 286		30		30				
DIV. I NON-CONF.			3-12-0		.2 266		0-3-0		153		246		278		.40691 278		30		30				
TOTALS		RPI 1-25		RPI 26-50				W-L RECORDS		RPI 51-100				RPI 101-150				RPI 150+					
7-20-0		0-0-0		0-3-0				OVERALL		0-2-0				0-3-0				7-12-0					
6-11-0		0-0-0		0-1-0				HOME		0-0-0				0-0-0				6-10-0					
1-9-0		0-0-0		0-2-0				AWAY		0-2-0				0-3-0				1-2-0					
0-0-0		0-0-0		0-0-0				NEUTRAL		0-0-0				0-0-0				0-0-0					
3-12-0		0-0-0		0-3-0				NON-CONFERENCE		0-2-0				0-3-0				3-4-0					
3-5-0		0-0-0		0-1-0				HOME		0-0-0				0-0-0				3-4-0					
0-7-0		0-0-0		0-0-				AWAY		0-2-0				0-3-0				0-0-0					
0-0-0		0-0-0		0-0-0				NEUTRAL		0-0-0				0-0-0				0-0-0					
4-8-0		0-0-0		0-0-0				CONFERENCE		0-0-0				0-0-0				4-8-0					
3-6-0		0-0-0		0-0-0				HOME		0-0-0				0-0-0				3-6-0					
1-2-0		0-0-0		0-0-0				AWAY		0-0-0				0-0-0				1-2-0					
0-0-0		0-0-0		0-0-0				NEUTRAL		0-0-0				0-0-0				0-0-0					
RPI	S	Opponent		Score		RPI	S	Opponent		Score		RPI	S	Opponent		Score		RPI	S	Opponent		Score	
				26	A	Missouri	3	7	51	A	Alabama	0	14	145	A	Samford	2	9					
				26	A	Missouri	0	14	51	A	Alabama	0	15	145	A	Samford	2	3					
				42	H	Tennessee Tech	0	17						145	A	Samford	2	6					
														158	H	Morehead St.	1	7					
														158	H	Morehead St.	0	5					
														158	H	Morehead St.	0	5					
														159	H	Jackson St.	0	8					
														159	H	Jackson St.	4	8					
														159	H	Jackson St.	0	11					
														244	H	Murray St.	4	1					
														258	H	Alabama St.	3	0					
														258	H	Alabama St.	7	6					
														258	H	Alabama St.	4	5					
														282	H	Alcorn	4	15					
														282	H	Alcorn	4	5					
														282	H	Alcorn	11	1					
														287	A	Mississippi Val.	5	10					
														287	A	Mississippi Val.	8	6					
														287	A	Mississippi Val.	7	12					
														289	H	Fort Wayne	8	7					
														289	H	Fort Wayne	4	7					
														289	H	Fort Wayne	5	2					
LAST 10 GAMES																							
				282	H	Alcorn	4	5	287	A	Mississippi Val.	5	10										
				282	H	Alcorn	4	15	42	H	Tennessee Tech	0	17										
				282	H	Alcorn	11	1	145	A	Samford	2	9										
				287	A	Mississippi Val.	7	12	145	A	Samford	2	3										
				287	A	Mississippi Val.	8	6	145	A	Samford	2	6										

Non-Div. I Games: North Ala. 10 13

Al abama A&amp;M

Average RPI Win: 259		WON-LOST RECORD		WINNING PCT. RANK		LAST 10 GAMES		STRENGTH OF SCHEDULE		OPP. STRENGTH OF SCHEDULE		TEAM RPI		ADJ RPI		CONF. RPI		ADJ CONF. RPI	
DIV. I ONLY		6-18-0		.25 276		4-5-0		265		259		287		.38743 287		30		30	
DIV. I NON-CONF.		0-12-0		0 292		0-1-0		268		187		295		.33122 295		30		30	
TOTALS		RPI 1-25		RPI 26-50		W-L RECORDS		RPI 51-100		RPI 101-150		RPI 150+							
6-18-0		0-0-0		0-0-0		OVERALL		0-0-0		0-3-0		6-15-0							
4-4-0		0-0-0		0-0-0		HOME		0-0-0		0-0-0		4-4-0							
2-14-0		0-0-0		0-0-0		AWAY		0-0-0		0-3-0		2-11-0							
0-0-0		0-0-0		0-0-0		NEUTRAL		0-0-0		0-0-0		0-0-0							
0-12-0		0-0-0		0-0-0		NON-CONFERENCE		0-0-0		0-3-0		0-9-0							
0-2-0		0-0-0		0-0-0		HOME		0-0-0		0-0-0		0-2-0							
0-10-0		0-0-0		0-0-		AWAY		0-0-0		0-3-0		0-7-0							
0-0-0		0-0-0		0-0-0		NEUTRAL		0-0-0		0-0-0		0-0-0							
6-6-0		0-0-0		0-0-0		CONFERENCE		0-0-0		0-0-0		6-6-0							
4-2-0		0-0-0		0-0-0		HOME		0-0-0		0-0-0		4-2-0							
2-4-0		0-0-0		0-0-0		AWAY		0-0-0		0-0-0		2-4-0							
0-0-0		0-0-0		0-0-0		NEUTRAL		0-0-0		0-0-0		0-0-0							
RPI	S	Opponent	Score	RPI	S	Opponent	Score	RPI	S	Opponent	Score	RPI	S	Opponent	Score				
										104	A	Central Ark.	2	27					
										104	A	Central Ark.	4	19					
										131	A	Arkansas St.	0	9					
										159	A	Jackson St.	4	16					
										159	A	Jackson St.	2	1					
										159	A	Jackson St.	5	9					
										183	H	Eastern Ill.	6	11					
										183	H	Eastern Ill.	0	6					
										198	A	New Mexico St.	0	20					
										198	A	New Mexico St.	0	39					
										198	A	New Mexico St.	4	15					
										216	A	Memphis	0	14					
										246	A	Abilene Christian	7	8					
										246	A	Abilene Christian	4	15					
										246	A	Abilene Christian	3	11					
										258	A	Alabama St.	0	2					
										258	A	Alabama St.	10	7					
										258	A	Alabama St.	1	5					
										282	H	Al corn	6	5					
										282	H	Al corn	2	10					
										282	H	Al corn	9	5					
										286	H	Alabama A&M	12	7					
										286	H	Alabama A&M	10	5					
										286	H	Alabama A&M	6	8					
LAST 10 GAMES																			
						258	A	Al abama St.	1	5	286	H	Al abama A&M	10	5				
						258	A	Al abama St.	10	7	216	A	Memphis	0	14				
						258	A	Al abama St.	0	2	282	H	Al corn	9	5				
						286	H	Al abama A&M	12	7	282	H	Al corn	2	10				
						286	H	Al abama A&M	6	8	282	H	Al corn	6	5				

Non-Div. I Games: Delta St. 6 5 Delta St. 5 10

Average RPI Win: 253		WON-LOST RECORD		WINNING PCT. RANK		LAST 10 GAMES		STRENGTH OF SCHEDULE		OPP. STRENGTH OF SCHEDULE		TEAM RPI		ADJ RPI		CONF. RPI		ADJ CONF. RPI	
DIV. I ONLY		6-14-0		.3		250		3-7-0		288		280		288		.38365		28	
DIV. I NON-CONF.		4-11-0		.26667		245		1-4-0		290		289		289		.36813		29	
TOTALS		RPI 1-25		RPI 26-50		W-L RECORDS		RPI 51-100		RPI 101-150		RPI 150+							
6-14-0		0-0-0		0-1-0		OVERALL		0-0-0		1-2-0		5-11-0							
1-0-0		0-0-0		0-0-0		HOME		0-0-0		0-0-0		1-0-0							
3-8-0		0-0-0		0-0-0		AWAY		0-0-0		1-2-0		2-6-0							
2-6-0		0-0-0		0-1-0		NEUTRAL		0-0-0		0-0-0		2-5-0							
4-11-0		0-0-0		0-1-0		NON-CONFERENCE		0-0-0		0-0-0		4-10-0							
1-0-0		0-0-0		0-0-0		HOME		0-0-0		0-0-0		1-0-0							
1-5-0		0-0-0		0-0-		AWAY		0-0-0		0-0-0		1-5-0							
2-6-0		0-0-0		0-1-0		NEUTRAL		0-0-0		0-0-0		2-5-0							
2-3-0		0-0-0		0-0-0		CONFERENCE		0-0-0		1-2-0		1-1-0							
0-0-0		0-0-0		0-0-0		HOME		0-0-0		0-0-0		0-0-0							
2-3-0		0-0-0		0-0-0		AWAY		0-0-0		1-2-0		1-1-0							
0-0-0		0-0-0		0-0-0		NEUTRAL		0-0-0		0-0-0		0-0-0							
RPI	S	Opponent	Score	RPI	S	Opponent	Score	RPI	S	Opponent	Score	RPI	S	Opponent	Score				
				50	N	Minnesota	5 16					122	A	Bryant	3 9				
												122	A	Bryant	6 1				
												122	A	Bryant	2 9				
												186	A	Davidson	1 9				
												186	A	Davidson	7 18				
												186	A	Davidson	2 4				
												217	N	Hofstra	0 11				
												249	N	Chicago St.	4 7				
												255	A	UMBC	7 9				
												263	N	St. Bonaventure	9 14				
												263	N	St. Bonaventure	16 6				
												263	N	St. Bonaventure	0 3				
												267	N	Georgetown	4 3				
												280	N	Presbyteri an	2 13				
												283	A	Sacred Heart	5 11				
												283	A	Sacred Heart	7 6				
												285	H	Coppin St.	4 1				
												296	A	UMES	4 3				
												296	A	UMES	1 2				
				LAST 10 GAMES															
				122	A	Bryant	2 9	283	A	Sacred Heart	5 11								
				122	A	Bryant	3 9	283	A	Sacred Heart	7 6								
				122	A	Bryant	6 1	186	A	Davidson	7 18								
				296	A	UMES	1 2	186	A	Davidson	2 4								
				296	A	UMES	4 3	186	A	Davidson	1 9								

Non-Div. I Games:

Mt. St. Mary's



Average RPI Win:	210	WON-LOST RECORD	WINNING PCT. RANK	LAST 10 GAMES	STRENGTH OF SCHEDULE	OPP. STRENGTH OF SCHEDULE	TEAM RPI	ADJ RPI	CONF. RPI	ADJ CONF. RPI	
DIV. I ONLY	6-17-0	.26087	273	2-8-0	283	263	289	.38106	289	29	29
DIV. I NON-CONF.	4-10-0	.28571	238	0-1-0	233	242	243	.4452	243	28	28
<hr/>											
TOTALS	RPI 1-25	RPI 26-50		W-L RECORDS	RPI 51-100		RPI 101-150		RPI 150+		
6-17-0	0-0-0	1-2-0		OVERALL	0-0-0		1-2-0		4-13-0		
2-5-0	0-0-0	0-0-0		HOME	0-0-0		0-0-0		2-5-0		
4-12-0	0-0-0	1-2-0		AWAY	0-0-0		1-2-0		2-8-0		
0-0-0	0-0-0	0-0-0		NEUTRAL	0-0-0		0-0-0		0-0-0		
4-10-0	0-0-0	1-2-0		NON-CONFERENCE	0-0-0		1-2-0		2-6-0		
0-1-0	0-0-0	0-0-0		HOME	0-0-0		0-0-0		0-1-0		
4-9-0	0-0-0	1-0-		AWAY	0-0-0		1-2-0		2-5-0		
0-0-0	0-0-0	0-0-0		NEUTRAL	0-0-0		0-0-0		0-0-0		
2-7-0	0-0-0	0-0-0		CONFERENCE	0-0-0		0-0-0		2-7-0		
2-4-0	0-0-0	0-0-0		HOME	0-0-0		0-0-0		2-4-0		
0-3-0	0-0-0	0-0-0		AWAY	0-0-0		0-0-0		0-3-0		
0-0-0	0-0-0	0-0-0		NEUTRAL	0-0-0		0-0-0		0-0-0		
RPI	S	Opponent	Score	RPI	S	Opponent	Score	RPI	S	Opponent	Score
				41	A	Little Rock	3 2				
				41	A	Little Rock	1 7				
				41	A	Little Rock	0 2				

Non-Div. I Games:

Fort Wayne

Average RPI Win:		246	WON-LOST RECORD		WINNING PCT. RANK		LAST 10 GAMES		STRENGTH OF SCHEDULE		OPP. STRENGTH OF SCHEDULE		TEAM RPI		ADJ RPI		CONF. RPI		ADJ CONF. RPI	
DIV. I ONLY			5-17-0		.22727 285		2-8-0		210		290		290		.37984 290		31		31	
DIV. I NON-CONF.			1-9-0		.1 289		0-1-0		96		278		282		.3956 282		31		31	
TOTALS		RPI 1-25		RPI 26-50		W-L RECORDS		RPI 51-100		RPI 101-150		RPI 150+								
5-17-0		0-0-0		0-1-0		OVERALL		0-3-0		0-0-0		5-13-0								
4-10-0		0-0-0		0-0-0		HOME		0-0-0		0-0-0		4-10-0								
1-7-0		0-0-0		0-1-0		AWAY		0-3-0		0-0-0		1-3-0								
0-0-0		0-0-0		0-0-0		NEUTRAL		0-0-0		0-0-0		0-0-0								
1-9-0		0-0-0		0-1-0		NON-CONFERENCE		0-3-0		0-0-0		1-5-0								
1-4-0		0-0-0		0-0-0		HOME		0-0-0		0-0-0		1-4-0								
0-5-0		0-0-0		0-0-		AWAY		0-3-0		0-0-0		0-1-0								
0-0-0		0-0-0		0-0-0		NEUTRAL		0-0-0		0-0-0		0-0-0								
4-8-0		0-0-0		0-0-0		CONFERENCE		0-0-0		0-0-0		4-8-0								
3-6-0		0-0-0		0-0-0		HOME		0-0-0		0-0-0		3-6-0								
1-2-0		0-0-0		0-0-0		AWAY		0-0-0		0-0-0		1-2-0								
0-0-0		0-0-0		0-0-0		NEUTRAL		0-0-0		0-0-0		0-0-0								
RPI	S	Opponent	Score		RPI	S	Opponent	Score		RPI	S	Opponent	Score							
			31	A	Mercer	1	10	68	A	UCF	0	4	164	A	N. C. Central	6	1			
								68	A	UCF	4	15	164	A	N. C. Central	2	10			
								68	A	UCF	0	6	164	A	N. C. Central	1	3			
													218	H	Fairfield	0	6			
													230	H	LIU Brooklyn	3	2			
													230	H	LIU Brooklyn	0	6			
													230	H	LIU Brooklyn	5	7			
													236	H	N. C. A&T	1	12			
													236	H	N. C. A&T	2	3			
													236	H	N. C. A&T	2	3			
													243	H	Florida A&M	5	13			
													243	H	Florida A&M	4	6			
													243	H	Florida A&M	16	15			
													261	A	Charleston So.	5	6			
													261	H	Charleston So.	5	7			
													297	H	Delaware St.	8	1			
													297	H	Delaware St.	3	9			
													297	H	Delaware St.	2	0			
LAST 10 GAMES				236	H	N. C. A&T	2	3	164	A	N. C. Central	1	3							
				236	H	N. C. A&T	1	12	243	H	Florida A&M	4	6							
				236	H	N. C. A&T	2	3	243	H	Florida A&M	5	13							
				164	A	N. C. Central	6	1	243	H	Florida A&M	16	15							
				164	A	N. C. Central	2	10	218	H	Fairfield	0	6							

Non-Div. I Games:

Savannah St.

Average RPI Win: 270		WON-LOST	WINNING	LAST 10	STRENGTH OF		OPP. STRENGTH	TEAM	ADJ	CONF.	ADJ CONF.
Average RPI Loss: 221		RECORD	PCT. RANK	GAMES	SCHEDULE		OF SCHEDULE	RPI	RPI	RPI	RPI
DIV. I ONLY		4-17-0	.19048	290	3-7-0		268	285	291	.36074	291
DIV. I NON-CONF.		1-6-0	.14286	281	1-2-0		94	226	270	.41783	270
TOTALS		RPI 1-25	RPI 26-50		W-L RECORDS		RPI 51-100		RPI 101-150		RPI 150+
4-17-0		0-0-0	0-2-0		OVERALL		0-1-0		0-0-0		4-14-0
3-1-0		0-0-0	0-0-0		HOME		0-0-0		0-0-0		3-1-0
1-13-0		0-0-0	0-2-0		AWAY		0-1-0		0-0-0		1-10-0
0-3-0		0-0-0	0-0-0		NEUTRAL		0-0-0		0-0-0		0-3-0
1-6-0		0-0-0	0-2-0		NON-CONFERENCE		0-1-0		0-0-0		1-3-0
1-0-0		0-0-0	0-0-0		HOME		0-0-0		0-0-0		1-0-0
0-5-0		0-0-0	0-0-		AWAY		0-1-0		0-0-0		0-2-0
0-1-0		0-0-0	0-0-0		NEUTRAL		0-0-0		0-0-0		0-1-0
3-11-0		0-0-0	0-0-0		CONFERENCE		0-0-0		0-0-0		3-11-0
2-1-0		0-0-0	0-0-0		HOME		0-0-0		0-0-0		2-1-0
1-8-0		0-0-0	0-0-0		AWAY		0-0-0		0-0-0		1-8-0
0-2-0		0-0-0	0-0-0		NEUTRAL		0-0-0		0-0-0		0-2-0
RPI	S	Opponent	Score	RPI	S	Opponent	Score	RPI	S	Opponent	Score
				44	A	Sam Houston St.	0 10	53	A	Baylor	5 17
				44	A	Sam Houston St.	1 12				
				LAST 10 GAMES							
				278	A	Ark. -Pine Bluff	5 6	272	H	Southern U.	9 8
				278	A	Ark. -Pine Bluff	1 11	272	H	Southern U.	11 13
				278	A	Ark. -Pine Bluff	3 4	175	A	Houston	2 9
				53	A	Baylor	5 17	264	H	SFA	8 2
				272	H	Southern U.	7 6	251	A	Texas Southern	0 10
								251	A	Texas Southern	2 4
								251	A	Texas Southern	1 4
								258	N	Alabama St.	7 8
								264	A	SFA	6 13
								264	H	SFA	8 2
								270	A	Grambling	3 6
								270	A	Grambling	6 4
								270	A	Grambling	4 10
								272	H	Southern U.	7 6
								272	H	Southern U.	11 13
								272	H	Southern U.	9 8
								278	A	Ark. -Pine Bluff	1 11
								278	A	Ark. -Pine Bluff	3 4
								278	A	Ark. -Pine Bluff	5 6
								282	N	Alcorn	4 8

Non-Div. I Games: Houston-Victoria 6 7 Houston-Victoria 7 2

Prairie View

Average RPI Win: 288		WON-LOST	WINNING	LAST 10	STRENGTH OF		OPP. STRENGTH	TEAM	ADJ		CONF.	ADJ CONF.				
Average RPI Loss: 236		RECORD	PCT. RANK	GAMES	SCHEDULE		OF SCHEDULE	RPI	RPI		RPI	RPI				
DIV. I ONLY		7-12-0	.36842	219	2-8-0		296	294	292	.35869	292	28	28			
DIV. I NON-CONF.		7-6-0	.53846	125	2-2-0		297	296	286	.38685	286	29	29			
TOTALS		RPI 1-25		RPI 26-50		W-L RECORDS		RPI 51-100		RPI 101-150		RPI 150+				
7-12-0		0-0-0		0-0-0		OVERALL		0-0-0		0-0-0		7-12-0				
0-4-0		0-0-0		0-0-0		HOME		0-0-0		0-0-0		0-4-0				
4-6-0		0-0-0		0-0-0		AWAY		0-0-0		0-0-0		4-6-0				
3-2-0		0-0-0		0-0-0		NEUTRAL		0-0-0		0-0-0		3-2-0				
7-6-0		0-0-0		0-0-0		NON-CONFERENCE		0-0-0		0-0-0		7-6-0				
0-1-0		0-0-0		0-0-0		HOME		0-0-0		0-0-0		0-1-0				
4-3-0		0-0-0		0-0-		AWAY		0-0-0		0-0-0		4-3-0				
3-2-0		0-0-0		0-0-0		NEUTRAL		0-0-0		0-0-0		3-2-0				
0-6-0		0-0-0		0-0-0		CONFERENCE		0-0-0		0-0-0		0-6-0				
0-3-0		0-0-0		0-0-0		HOME		0-0-0		0-0-0		0-3-0				
0-3-0		0-0-0		0-0-0		AWAY		0-0-0		0-0-0		0-3-0				
0-0-0		0-0-0		0-0-0		NEUTRAL		0-0-0		0-0-0		0-0-0				
RPI	S	Opponent	Score	RPI	S	Opponent	Score	RPI	S	Opponent	Score	RPI	S	Opponent	Score	
												168	A	Middle Tenn.	6	11
												181	A	Lipscomb	1	3
												202	H	Lafayette	2	10
												230	H	LIU Brooklyn	5	13
												230	H	LIU Brooklyn	1	4
												230	H	LIU Brooklyn	0	5
												256	A	Central Conn. St.	5	6
												256	A	Central Conn. St.	5	9
												256	A	Central Conn. St.	3	5
												260	A	Belmont	9	25
												273	N	La Salle	9	8
												279	N	Penn	8	16
												279	N	Penn	3	1
												279	N	Penn	3	6
												279	N	Penn	7	3
												297	A	Delaware St.	6	5
												297	A	Delaware St.	5	4
												297	A	Delaware St.	5	4
												297	A	Delaware St.	3	0
				LAST 10 GAMES												
				230	H	LIU Brooklyn	5	13	256	A	Central Conn. St.	3	5			
				230	H	LIU Brooklyn	1	4	279	N	Penn	8	16			
				230	H	LIU Brooklyn	0	5	279	N	Penn	3	1			
				256	A	Central Conn. St.	5	6	279	N	Penn	3	6			
				256	A	Central Conn. St.	5	9	279	N	Penn	7	3			

Non-Div. I Games:

Fairleigh Dickinson



Average RPI Win: 226		WON-LOST RECORD		WINNING PCT. RANK		LAST 10 GAMES		STRENGTH OF SCHEDULE		OPP. STRENGTH OF SCHEDULE		TEAM RPI		ADJ RPI		CONF. RPI		ADJ CONF. RPI	
DIV. I ONLY		3-17-0		.15 294		3-6-0		284		243		294		.34585 294		29		29	
DIV. I NON-CONF.		0-13-0		0 292		0-2-0		257		207		294		.33504 294		28		28	
TOTALS		RPI 1-25		RPI 26-50		W-L RECORDS		RPI 51-100		RPI 101-150		RPI 150+							
3-17-0		0-1-0		0-2-0		OVERALL		0-1-0		0-0-0		3-13-0							
2-3-0		0-0-0		0-0-0		HOME		0-1-0		0-0-0		2-2-0							
1-12-0		0-1-0		0-2-0		AWAY		0-0-0		0-0-0		1-9-0							
0-2-0		0-0-0		0-0-0		NEUTRAL		0-0-0		0-0-0		0-2-0							
0-13-0		0-1-0		0-2-0		NON-CONFERENCE		0-1-0		0-0-0		0-9-0							
0-1-0		0-0-0		0-0-0		HOME		0-1-0		0-0-0		0-0-0							
0-10-0		0-1-0		0-0-		AWAY		0-0-0		0-0-0		0-7-0							
0-2-0		0-0-0		0-0-0		NEUTRAL		0-0-0		0-0-0		0-2-0							
3-4-0		0-0-0		0-0-0		CONFERENCE		0-0-0		0-0-0		3-4-0							
2-2-0		0-0-0		0-0-0		HOME		0-0-0		0-0-0		2-2-0							
1-2-0		0-0-0		0-0-0		AWAY		0-0-0		0-0-0		1-2-0							
0-0-0		0-0-0		0-0-0		NEUTRAL		0-0-0		0-0-0		0-0-0							
RPI	S	Opponent		Score		RPI	S	Opponent		Score		RPI	S	Opponent		Score			
17	A	Indiana		1	11	37	A	Indiana St.		0	2	72	H	Illinois St.		4	8		
						37	A	Indiana St.		4	5								

Non-Div. I Games: Maryville (MO) 4 3

Western Ill.

Average RPI Win: 277		WON-LOST	WINNING	LAST 10	STRENGTH OF		OPP. STRENGTH	TEAM	ADJ	CONF.	ADJ CONF.
Average RPI Loss: 237		RECORD	PCT. RANK	GAMES	SCHEDULE		OF SCHEDULE	RPI	RPI	RPI	RPI
DIV. I ONLY		8-17-0	.32	237	6-4-0		294	296	295	.33467	295
DIV. I NON-CONF.		2-13-0	.13333	283	0-0-0		289	293	296	.31222	296
TOTALS		RPI 1-25	RPI 26-50		W-L RECORDS		RPI 51-100		RPI 101-150		RPI 150+
8-17-0	0-0-0	0-0-0		OVERALL		0-0-0		0-1-0		8-16-0	
3-14-0	0-0-0	0-0-0		HOME		0-0-0		0-0-0		3-14-0	
5-3-0	0-0-0	0-0-0		AWAY		0-0-0		0-1-0		5-2-0	
0-0-0	0-0-0	0-0-0		NEUTRAL		0-0-0		0-0-0		0-0-0	
2-13-0	0-0-0	0-0-0		NON-CONFERENCE		0-0-0		0-1-0		2-12-0	
2-11-0	0-0-0	0-0-0		HOME		0-0-0		0-0-0		2-11-0	
0-2-0	0-0-0	0-0-0		AWAY		0-0-0		0-1-0		0-1-0	
0-0-0	0-0-0	0-0-0		NEUTRAL		0-0-0		0-0-0		0-0-0	
6-4-0	0-0-0	0-0-0		CONFERENCE		0-0-0		0-0-0		6-4-0	
1-3-0	0-0-0	0-0-0		HOME		0-0-0		0-0-0		1-3-0	
5-1-0	0-0-0	0-0-0		AWAY		0-0-0		0-0-0		5-1-0	
0-0-0	0-0-0	0-0-0		NEUTRAL		0-0-0		0-0-0		0-0-0	
RPI S	Opponent	Score	RPI S	Opponent	Score	RPI S	Opponent	Score	RPI S	Opponent	Score
									115 A	VCU	4 6
									164 H	N. C. Central	7 20
									166 H	Stony Brook	0 12
									212 A	Old Dominion	1 9
									217 H	Hofstra	0 4
									217 H	Hofstra	6 8
									217 H	Hofstra	1 5
									224 H	Lehigh	3 19
									224 H	Lehigh	7 3
									224 H	Lehigh	5 11
									224 H	Lehigh	5 3
									276 H	Iona	1 6
									283 H	Sacred Heart	4 9
									284 H	Villanova	1 14
									284 H	Villanova	2 4
									284 H	Villanova	3 11
									285 H	Coppin St.	5 7
									285 H	Coppin St.	6 5
									285 H	Coppin St.	0 10
									296 A	UMES	4 2
									296 A	UMES	6 5
									296 A	UMES	6 7
									297 A	Delaware St.	14 6
									297 A	Delaware St.	6 1
									297 A	Delaware St.	10 2
LAST 10 GAMES											
						285 H	Coppin St.	5 7	296 A	UMES	4 2
						285 H	Coppin St.	0 10	296 A	UMES	6 5
						285 H	Coppin St.	6 5	297 A	Delaware St.	14 6
						164 H	N. C. Central	7 20	297 A	Delaware St.	6 1
						296 A	UMES	6 7	297 A	Delaware St.	10 2

Non-Div. I Games:

Norfolk St.

UMES

Average RPI Win: 277		WON-LOST RECORD		WINNING PCT. RANK		LAST 10 GAMES		STRENGTH OF SCHEDULE		OPP. STRENGTH OF SCHEDULE		TEAM RPI		ADJ RPI		CONF. RPI		ADJ CONF. RPI	
DIV. I ONLY		6-22-0		.21429 287		4-6-0		286		291		296		.32826 296		31		31	
DIV. I NON-CONF.		2-16-0		.11111 287		1-2-0		254		274		293		.34656 293		31		31	
TOTALS		RPI 1-25		RPI 26-50		W-L RECORDS		RPI 51-100		RPI 101-150		RPI 150+							
6-22-0		0-0-0		0-1-0		OVERALL		0-0-0		0-0-0		6-21-0							
5-15-0		0-0-0		0-0-0		HOME		0-0-0		0-0-0		5-15-0							
1-7-0		0-0-0		0-1-0		AWAY		0-0-0		0-0-0		1-6-0							
0-0-0		0-0-0		0-0-0		NEUTRAL		0-0-0		0-0-0		0-0-0							
2-16-0		0-0-0		0-1-0		NON-CONFERENCE		0-0-0		0-0-0		2-15-0							
2-10-0		0-0-0		0-0-0		HOME		0-0-0		0-0-0		2-10-0							
0-6-0		0-0-0		0-0-		AWAY		0-0-0		0-0-0		0-5-0							
0-0-0		0-0-0		0-0-0		NEUTRAL		0-0-0		0-0-0		0-0-0							
4-6-0		0-0-0		0-0-0		CONFERENCE		0-0-0		0-0-0		4-6-0							
3-5-0		0-0-0		0-0-0		HOME		0-0-0		0-0-0		3-5-0							
1-1-0		0-0-0		0-0-0		AWAY		0-0-0		0-0-0		1-1-0							
0-0-0		0-0-0		0-0-0		NEUTRAL		0-0-0		0-0-0		0-0-0							
RPI	S	Opponent	Score	RPI	S	Opponent	Score	RPI	S	Opponent	Score	RPI	S	Opponent	Score				
				39	A	Duke	5 9					154	H	NJIT	1 12				
												154	H	NJIT	2 5				
												154	H	NJIT	0 7				
												154	H	NJIT	4 8				
												164	A	N. C. Central	5 18				
												174	A	Navy	1 16				
												174	H	Navy	6 13				
												179	A	George Washington	3 8				
												184	A	Winthrop	4 5				
												184	A	Winthrop	3 8				
												184	A	Winthrop	1 5				
												202	H	Lafayette	2 6				
												202	H	Lafayette	0 8				
												202	H	Lafayette	3 5				
												202	H	Lafayette	12 4				
												273	H	La Salle	1 12				
												285	H	Coppin St.	1 0				
												285	H	Coppin St.	2 12				
												285	H	Coppin St.	4 5				
												288	H	Mt. St. Mary's	3 4				
												288	H	Mt. St. Mary's	2 1				
												295	H	Norfolk St.	5 6				
												295	H	Norfolk St.	2 4				
												295	H	Norfolk St.	7 6				
												297	A	Del aware St.	16 9				
												297	H	Del aware St.	5 8				
												297	H	Del aware St.	2 0				
LAST 10 GAMES				LAST 10 GAMES				LAST 10 GAMES											

Non-Div. I Games:

UMES



Average RPI Win:		287	WON-LOST RECORD		WINNING PCT. RANK		LAST 10 GAMES		STRENGTH OF SCHEDULE		OPP. STRENGTH OF SCHEDULE		TEAM RPI		ADJ RPI		CONF. RPI		ADJ CONF. RPI	
DIV. I ONLY			3-23-0		.11538 295		1-9-0		297		295		297		.26156 297		31		31	
DIV. I NON-CONF.			1-13-0		.07143 291		0-1-0		294		295		297		.27269 297		31		31	
TOTALS		RPI 1-25		RPI 26-50		W-L RECORDS		RPI 51-100		RPI 101-150		RPI 150+								
3-23-0		0-0-0		0-0-0		OVERALL		0-0-0		0-0-0		3-23-0								
1-12-0		0-0-0		0-0-0		HOME		0-0-0		0-0-0		1-12-0								
2-11-0		0-0-0		0-0-0		AWAY		0-0-0		0-0-0		2-11-0								
0-0-0		0-0-0		0-0-0		NEUTRAL		0-0-0		0-0-0		0-0-0								
1-13-0		0-0-0		0-0-0		NON-CONFERENCE		0-0-0		0-0-0		1-13-0								
1-8-0		0-0-0		0-0-0		HOME		0-0-0		0-0-0		1-8-0								
0-5-0		0-0-0		0-0-		AWAY		0-0-0		0-0-0		0-5-0								
0-0-0		0-0-0		0-0-0		NEUTRAL		0-0-0		0-0-0		0-0-0								
2-10-0		0-0-0		0-0-0		CONFERENCE		0-0-0		0-0-0		2-10-0								
0-4-0		0-0-0		0-0-0		HOME		0-0-0		0-0-0		0-4-0								
2-6-0		0-0-0		0-0-0		AWAY		0-0-0		0-0-0		2-6-0								
0-0-0		0-0-0		0-0-0		NEUTRAL		0-0-0		0-0-0		0-0-0								
RPI	S	Opponent	Score	RPI	S	Opponent	Score	RPI	S	Opponent	Score	RPI	S	Opponent	Score					
												174	H	Navy	5 23					
												179	A	George Washington	6 12					
												247	A	Del aware	0 9					
												247	A	Del aware	5 9					
												247	A	Del aware	4 11					
												267	A	Georgetown	5 10					
												274	H	Ri der	6 8					
												274	H	Ri der	4 3					
												274	H	Ri der	1 3					
												281	H	Towson	2 12					
												285	A	Coppin St.	0 2					
												285	A	Coppin St.	13 17					
												285	A	Coppin St.	2 3					
												290	A	Savannah St.	0 2					
												290	A	Savannah St.	9 3					
												290	A	Savannah St.	1 8					
												292	H	Fai rlei gh Di cki nson	0 3					
												292	H	Fai rlei gh Di cki nson	4 5					
												292	H	Fai rlei gh Di cki nson	5 6					
												292	H	Fai rlei gh Di cki nson	4 5					
												295	H	Norfol k St.	1 6					
												295	H	Norfol k St.	2 10					
												295	H	Norfol k St.	6 14					
												296	A	UMES	0 2					
												296	A	UMES	8 5					
												296	H	UMES	9 16					
				LAST 10 GAMES																
				296	A	UMES	0 2	285	A	Coppin St.	0 2									
				296	A	UMES	8 5	285	A	Coppin St.	13 17									
				296	H	UMES	9 16	295	H	Norfol k St.	6 14									
				267	A	Georgetown	5 10	295	H	Norfol k St.	1 6									
				285	A	Coppin St.	2 3	295	H	Norfol k St.	2 10									

**Non-Div. I Games:**

Del aware St.