

Average RPI Win:		98	WON-LOST		WINNING		LAST 15		STRENGTH OF		OPP. STRENGTH		TEAM		ADJ		CONF.		ADJ CONF.		
Average RPI Loss:		16	RECORD		PCT. RANK		GAMES		SCHEDULE		OF SCHEDULE		RPI		RPI		RPI		RPI		
DIV. I ONLY			33-5-0		.86842	1	11-4-0		2		12		1		.66801		1	1		1	
DIV. I NON-CONF.			22-1-0		.95652	1	3-0-0		12		22		1		.67569		1	2		2	
TOTALS		RPI 1-25		RPI 26-50		W-L RECORDS		RPI 51-100		RPI 101-150		RPI 150+									
33-5-0		11-5-0		0-0-0		OVERALL		8-0-0		6-0-0		8-0-0									
22-2-0		6-2-0		0-0-0		HOME		6-0-0		3-0-0		7-0-0									
9-3-0		4-3-0		0-0-0		AWAY		2-0-0		3-0-0		0-0-0									
2-0-0		1-0-0		0-0-0		NEUTRAL		0-0-0		0-0-0		1-0-0									
22-1-0		6-1-0		0-0-0		NON-CONFERENCE		8-0-0		0-0-0		8-0-0									
15-0-0		2-0-0		0-0-0		HOME		6-0-0		0-0-0		7-0-0									
5-1-0		3-1-0		0-0-		AWAY		2-0-0		0-0-0		0-0-0									
2-0-0		1-0-0		0-0-0		NEUTRAL		0-0-0		0-0-0		1-0-0									
11-4-0		5-4-0		0-0-0		CONFERENCE		0-0-0		6-0-0		0-0-0									
7-2-0		4-2-0		0-0-0		HOME		0-0-0		3-0-0		0-0-0									
4-2-0		1-2-0		0-0-0		AWAY		0-0-0		3-0-0		0-0-0									
0-0-0		0-0-0		0-0-0		NEUTRAL		0-0-0		0-0-0		0-0-0									
RPI	S	Opponent		Score		RPI	S	Opponent		Score		RPI	S	Opponent		Score					
2	A	Miami (FL)		5 0				76 A North Florida		6 2		110	H	Missouri		6 2					
2	A	Miami (FL)		3 5				76 H North Florida		5 4		110	H	Missouri		4 3					
2	A	Miami (FL)		7 3				82 H Jacksonville		7 2		110	H	Missouri		7 5					
4	H	Texas A&M		7 4				93 H FGCU		4 2		128	A	Arkansas		9 2					
4	H	Texas A&M		7 2				93 H FGCU		8 4		128	A	Arkansas		12 8					
4	H	Texas A&M		10 7				93 H FGCU		12 3		128	A	Arkansas		8 2					
9	A	Florida St.		8 2				94 A UCF		9 5		169	H	Eastern Mich.		12 4					
9	H	Florida St.		6 0				94 H UCF		4 0		169	N	Eastern Mich.		8 7					
9	N	Florida St.		3 2								231	H	Dartmouth		4 3					
17	H	Mississippi St.		1 2								231	H	Dartmouth		7 0					
17	H	Mississippi St.		4 10								231	H	Dartmouth		8 6					
17	H	Mississippi St.		8 2								232	H	Harvard		9 2					
22	A	Kentucky		12 5								232	H	Harvard		16 5					
22	A	Kentucky		4 7								232	H	Harvard		3 1					
22	A	Kentucky		4 5																	
23	H	Fla. Atlantic		2 1																	
						LAST 15 GAMES															
						128 A Arkansas 8 2						82 H Jacksonville 7 2									
						128 A Arkansas 9 2						4 H Texas A&M 10 7									
						128 A Arkansas 12 8						4 H Texas A&M 7 2									
						9 A Florida St. 8 2															
						17 H Mississippi St. 1 2															



17 H Mississippi St.	4	10
17 H Mississippi St.	8	2

F  
l  
o  
r  
i  
d  
a

F  
l  
o  
r  
i  
d  
a



Average RPI Win: 90		WON-LOST	WINNING	LAST 15	STRENGTH OF		OPP. STRENGTH	TEAM	ADJ	CONF.	ADJ CONF.
Average RPI Loss: 48		RECORD	PCT. RANK	GAMES	SCHEDULE		OF SCHEDULE	RPI	RPI	RPI	RPI
DIV. I ONLY		27-5-0	.84375	2	0-0-0		15	1	2	.64158	2
DIV. I NON-CONF.		14-2-0	.875	10	0-0-0		76	3	7	.61161	7
TOTALS		RPI 1-25	RPI 26-50		W-L RECORDS		RPI 51-100		RPI 101-150		RPI 150+
27-5-0		9-3-0	1-0-0		OVERALL		9-1-0		0-0-0		8-1-0
20-3-0		9-3-0	0-0-0		HOME		5-0-0		0-0-0		6-0-0
7-2-0		0-0-0	1-0-0		AWAY		4-1-0		0-0-0		2-1-0
0-0-0		0-0-0	0-0-0		NEUTRAL		0-0-0		0-0-0		0-0-0
14-2-0		1-2-0	0-0-0		NON-CONFERENCE		7-0-0		0-0-0		6-0-0
12-2-0		1-2-0	0-0-0		HOME		5-0-0		0-0-0		6-0-0
2-0-0		0-0-0	0-0-		AWAY		2-0-0		0-0-0		0-0-0
0-0-0		0-0-0	0-0-0		NEUTRAL		0-0-0		0-0-0		0-0-0
13-3-0		8-1-0	1-0-0		CONFERENCE		2-1-0		0-0-0		2-1-0
8-1-0		8-1-0	0-0-0		HOME		0-0-0		0-0-0		0-0-0
5-2-0		0-0-0	1-0-0		AWAY		2-1-0		0-0-0		2-1-0
0-0-0		0-0-0	0-0-0		NEUTRAL		0-0-0		0-0-0		0-0-0
RPI S	Opponent	Score		RPI S	Opponent	Score		RPI S	Opponent	Score	
1 H	Florida	5	3	41 A	Notre Dame	10	2	52 A	Duke	9	0
1 H	Florida	0	5					52 A	Duke	5	12
1 H	Florida	3	7					52 A	Duke	14	2
3 H	Louisville	6	3					61 H	Rutgers	4	1
3 H	Louisville	8	4					61 H	Rutgers	2	0
3 H	Louisville	3	4					61 H	Rutgers	8	1
10 H	Clemson	9	8					93 A	FGCU	4	0
10 H	Clemson	5	4					93 H	FGCU	6	2
10 H	Clemson	10	5					94 A	UCF	5	2
14 H	North Carolina	10	4					94 H	UCF	8	4
14 H	North Carolina	7	3								
14 H	North Carolina	7	4								
				LAST 15 GAMES							
				52 A	Duke	9	0	14 H	North Carolina	7	3
				52 A	Duke	5	12	14 H	North Carolina	10	4
				52 A	Duke	14	2	10 H	Clemson	10	5
				94 H	UCF	8	4				
				41 A	Notre Dame	10	2				

Non-Div. I Games: St. Thomas (FL) 7 6 Nova Southeastern 8 3

Miami (FL)



93	A	FGCU	4	0
14	H	North Carolina	7	4

M  
i  
a  
m  
i  
(  
F  
L  
)

M  
i  
a  
m  
i  
(  
F  
L  
)



Average RPI Win:		97	WON-LOST RECORD		WINNING PCT. RANK	LAST 15 GAMES		STRENGTH OF SCHEDULE		OPP. STRENGTH OF SCHEDULE		TEAM RPI	ADJ RPI	CONF. RPI	ADJ CONF. RPI		
DIV. I ONLY			29-7-0		.80556	3	12-3-0	16		3		3	.63923	3	2	2	
DIV. I NON-CONF.			16-2-0		.88889	6	3-0-0	110		10		4	.62432	4	1	1	
TOTALS		RPI 1-25		RPI 26-50		W-L RECORDS		RPI 51-100		RPI 101-150		RPI 150+					
29-7-0		7-6-0		5-1-0		OVERALL		7-0-0		1-0-0		9-0-0					
23-1-0		3-0-0		5-1-0		HOME		6-0-0		1-0-0		8-0-0					
6-6-0		4-6-0		0-0-0		AWAY		1-0-0		0-0-0		1-0-0					
0-0-0		0-0-0		0-0-0		NEUTRAL		0-0-0		0-0-0		0-0-0					
16-2-0		2-2-0		0-0-0		NON-CONFERENCE		7-0-0		1-0-0		6-0-0					
12-0-0		0-0-0		0-0-0		HOME		6-0-0		1-0-0		5-0-0					
4-2-0		2-2-0		0-0-		AWAY		1-0-0		0-0-0		1-0-0					
0-0-0		0-0-0		0-0-0		NEUTRAL		0-0-0		0-0-0		0-0-0					
13-5-0		5-4-0		5-1-0		CONFERENCE		0-0-0		0-0-0		3-0-0					
11-1-0		3-0-0		5-1-0		HOME		0-0-0		0-0-0		3-0-0					
2-4-0		2-4-0		0-0-0		AWAY		0-0-0		0-0-0		0-0-0					
0-0-0		0-0-0		0-0-0		NEUTRAL		0-0-0		0-0-0		0-0-0					
RPI	S	Opponent		Score		RPI	S	Opponent		Score		RPI	S	Opponent		Score	
2	A	Miami (FL)		4 3		36	H	Virginia		11 4		63	H	Wright St.		9 1	
2	A	Miami (FL)		3 6		36	H	Virginia		3 6		77	H	Princeton		9 1	
2	A	Miami (FL)		4 8		36	H	Virginia		15 0		77	H	Princeton		4 2	
7	A	Ole Miss		5 6		41	H	Notre Dame		4 3		77	H	Princeton		11 0	
7	A	Ole Miss		4 0		41	H	Notre Dame		8 2		80	A	Western Ky.		17 0	
7	A	Ole Miss		2 4		41	H	Notre Dame		1 0		80	H	Western Ky.		14 2	
9	A	Florida St.		5 16								91	H	Morehead St.		9 5	
9	A	Florida St.		7 12													
9	A	Florida St.		7 1													
10	H	Clemson		7 2													
10	H	Clemson		15 2													
10	H	Clemson		9 8													
22	A	Kentucky		9 6													
						LAST 15 GAMES											
						10 H Clemson 9 8						22 A Kentucky 9 6					
						10 H Clemson 7 2						185 H Virginia Tech 9 3					
						10 H Clemson 15 2						185 H Virginia Tech 13 0					
						80 H Western Ky. 14 2											
						9 A Florida St. 5 16											



9 A Florida St.	7	1
9 A Florida St.	7	12

L  
o  
u  
i  
s  
v  
i  
l  
l  
e

L  
o  
u  
i  
s  
v  
i  
l  
l  
e



Average RPI Win: 115		WON-LOST	WINNING	LAST 15	STRENGTH OF		OPP. STRENGTH	TEAM	ADJ	CONF.	ADJ CONF.
Average RPI Loss: 37		RECORD	PCT. RANK	GAMES	SCHEDULE		OF SCHEDULE	RPI	RPI	RPI	RPI
DIV. I ONLY		29-7-0	.80556	3	10-5-0		36	5	4	.62771	4
DIV. I NON-CONF.		19-2-0	.90476	2	2-1-0		184	69	10	.60234	10
TOTALS		RPI 1-25	RPI 26-50		W-L RECORDS		RPI 51-100		RPI 101-150		RPI 150+
29-7-0		5-5-0	4-0-0		OVERALL		4-0-0		6-2-0		10-0-0
21-1-0		2-1-0	4-0-0		HOME		3-0-0		2-0-0		10-0-0
8-6-0		3-4-0	0-0-0		AWAY		1-0-0		4-2-0		0-0-0
0-0-0		0-0-0	0-0-0		NEUTRAL		0-0-0		0-0-0		0-0-0
19-2-0		0-1-0	1-0-0		NON-CONFERENCE		4-0-0		4-1-0		10-0-0
16-0-0		0-0-0	1-0-0		HOME		3-0-0		2-0-0		10-0-0
3-2-0		0-1-0	0-0-		AWAY		1-0-0		2-1-0		0-0-0
0-0-0		0-0-0	0-0-0		NEUTRAL		0-0-0		0-0-0		0-0-0
10-5-0		5-4-0	3-0-0		CONFERENCE		0-0-0		2-1-0		0-0-0
5-1-0		2-1-0	3-0-0		HOME		0-0-0		0-0-0		0-0-0
5-4-0		3-3-0	0-0-0		AWAY		0-0-0		2-1-0		0-0-0
0-0-0		0-0-0	0-0-0		NEUTRAL		0-0-0		0-0-0		0-0-0
RPI S	Opponent	Score	RPI S	Opponent	Score	RPI S	Opponent	Score	RPI S	Opponent	Score
1 A	Florida	2 7	33 H	Georgia	5 0	60 H	Fresno St.	3 2	106 A	Pepperdine	4 0
1 A	Florida	7 10	33 H	Georgia	10 2	60 H	Fresno St.	4 3	106 A	Pepperdine	5 7
1 A	Florida	4 7	33 H	Georgia	15 1	60 H	Fresno St.	12 1	106 A	Pepperdine	6 0
13 H	LSU	3 1	34 H	Northwestern St.	7 6	68 A	Houston	7 2	121 A	Auburn	7 9
13 H	LSU	2 3							121 A	Auburn	12 8
13 H	LSU	6 1							121 A	Auburn	12 10
17 A	Mississippi St.	10 3							127 H	SFA	21 1
17 A	Mississippi St.	10 5							138 H	Texas	5 4
17 A	Mississippi St.	10 6							174 H	Houston Baptist	3 2
18 A	Rice	3 4							178 H	Abilene Christian	10 4
									213 H	Hofstra	5 0
									213 H	Hofstra	5 2
									213 H	Hofstra	15 4
									219 H	A&M-Corpus Christi	13 3
									220 H	Yale	13 0
									220 H	Yale	12 5
									220 H	Yale	10 2
									293 H	Prairie View	11 0
LAST 15 GAMES											
17 A	Mississippi St.	10 5	18 A	Rice	3 4						
17 A	Mississippi St.	10 6	1 A	Florida	7 10						
17 A	Mississippi St.	10 3	1 A	Florida	2 7						
178 H	Abilene Christian	10 4									
33 H	Georgia	10 2									

Non-Div. I Games:

Texas A&amp;M



33 H Georgia	15	1
33 H Georgia	5	0

T  
e  
x  
a  
s  
A  
&  
M

T  
e  
x  
a  
s  
A  
&  
M



Average RPI Win:	127	WON-LOST RECORD	WINNING PCT. RANK	LAST 15 GAMES	STRENGTH OF SCHEDULE	OPP. STRENGTH OF SCHEDULE	TEAM RPI	ADJ RPI	CONF. RPI	ADJ CONF. RPI				
DIV. I ONLY		29-8-0	.78378	6	9-6-0	13	35	5	.62576	5	1	1		
DIV. I NON-CONF.		18-4-0	.81818	13	1-2-0	74	104	15	.59187	15	2	2		
<hr/>														
TOTALS	RPI 1-25	RPI 26-50		W-L RECORDS		RPI 51-100		RPI 101-150		RPI 150+				
29-8-0	6-5-0	1-3-0		OVERALL		6-0-0		4-0-0		12-0-0				
22-1-0	2-0-0	0-1-0		HOME		6-0-0		4-0-0		10-0-0				
7-5-0	4-3-0	1-2-0		AWAY		0-0-0		0-0-0		2-0-0				
0-2-0	0-2-0	0-0-0		NEUTRAL		0-0-0		0-0-0		0-0-0				
18-4-0	2-3-0	0-1-0		NON-CONFERENCE		3-0-0		1-0-0		12-0-0				
16-1-0	2-0-0	0-1-0		HOME		3-0-0		1-0-0		10-0-0				
2-1-0	0-1-0	0-0-		AWAY		0-0-0		0-0-0		2-0-0				
0-2-0	0-2-0	0-0-0		NEUTRAL		0-0-0		0-0-0		0-0-0				
11-4-0	4-2-0	1-2-0		CONFERENCE		3-0-0		3-0-0		0-0-0				
6-0-0	0-0-0	0-0-0		HOME		3-0-0		3-0-0		0-0-0				
5-4-0	4-2-0	1-2-0		AWAY		0-0-0		0-0-0		0-0-0				
0-0-0	0-0-0	0-0-0		NEUTRAL		0-0-0		0-0-0		0-0-0				
RPI	S	Opponent	Score		RPI	S	Opponent	Score		RPI	S	Opponent	Score	
7	A	Ole Miss	4	0	31	H	Col. of Charleston	5	6	67	H	Tennessee	7	4
7	A	Ole Miss	9	5	33	A	Georgia	4	13	67	H	Tennessee	7	6
7	A	Ole Miss	5	1	33	A	Georgia	3	5	67	H	Tennessee	4	3
10	A	Clemson	1	4	33	A	Georgia	3	1	92	H	Penn St.	16	5
10	H	Clemson	8	1						92	H	Penn St.	7	1
10	N	Clemson	0	5						92	H	Penn St.	4	2
12	A	Vanderbilt	6	10										
12	A	Vanderbilt	3	6										
12	A	Vanderbilt	4	0										
14	N	North Carolina	0	15										
16	H	Coastal Caro.	4	2										
<hr/>														
LAST 15 GAMES														
33	A	Georgia	3	5	16	H	Coastal Caro.	4	2					
33	A	Georgia	4	13	12	A	Vanderbilt	6	10					
33	A	Georgia	3	1	12	A	Vanderbilt	4	0					
14	N	North Carolina	0	15										
67	H	Tennessee	4	3										

Non-Div. I Games:

South Carolina



67	H	Tennessee	7	4
67	H	Tennessee	7	6

S  
o  
u  
t  
h  
C  
a  
r  
o  
l  
l  
i  
n  
a

S  
o  
u  
t  
h  
C  
a  
r  
o  
l  
l  
i  
n  
a



Average RPI Win:	91	WON-LOST RECORD	WINNING PCT. RANK	LAST 15 GAMES	STRENGTH OF SCHEDULE	OPP. STRENGTH OF SCHEDULE	TEAM RPI	ADJ RPI	CONF. RPI	ADJ CONF. RPI		
DIV. I ONLY		26-10-0	.72222	22	11-4-0	4	72	6	.61342	6	2	2
DIV. I NON-CONF.		16-4-0	.8	18	3-1-0	10	166	6	.61697	6	1	1
<hr/>												
TOTALS	RPI 1-25	RPI 26-50		W-L RECORDS		RPI 51-100		RPI 101-150		RPI 150+		
26-10-0	3-2-0	10-4-0		OVERALL		5-4-0		1-0-0		7-0-0		
17-5-0	0-0-0	7-1-0		HOME		5-4-0		0-0-0		5-0-0		
7-4-0	3-2-0	2-2-0		AWAY		0-0-0		0-0-0		2-0-0		
2-1-0	0-0-0	1-1-0		NEUTRAL		0-0-0		1-0-0		0-0-0		
16-4-0	1-0-0	3-2-0		NON-CONFERENCE		4-2-0		1-0-0		7-0-0		
11-2-0	0-0-0	2-0-0		HOME		4-2-0		0-0-0		5-0-0		
3-1-0	1-0-0	0-0-		AWAY		0-0-0		0-0-0		2-0-0		
2-1-0	0-0-0	1-1-0		NEUTRAL		0-0-0		1-0-0		0-0-0		
10-6-0	2-2-0	7-2-0		CONFERENCE		1-2-0		0-0-0		0-0-0		
6-3-0	0-0-0	5-1-0		HOME		1-2-0		0-0-0		0-0-0		
4-3-0	2-2-0	2-1-0		AWAY		0-0-0		0-0-0		0-0-0		
0-0-0	0-0-0	0-0-0		NEUTRAL		0-0-0		0-0-0		0-0-0		
RPI S	Opponent	Score	RPI S	Opponent	Score	RPI S	Opponent	Score	RPI S	Opponent	Score	
9 A	Florida St.	5 8	26 A	UNCW	4 6	63 H	Wright St.	8 4	103 N	Kent St.	7 5	
16 A	Coastal Caro.	13 10	26 H	UNCW	5 2	63 H	Wright St.	8 10	165 A	Charlotte	7 1	
24 A	Georgia Tech	15 6	36 A	Virginia	8 7	63 H	Wright St.	6 1	165 H	Charlotte	7 3	
24 A	Georgia Tech	7 16	36 A	Virginia	3 5	81 H	Boston College	0 7	195 H	Niagara	7 1	
24 A	Georgia Tech	8 3	36 A	Virginia	5 2	81 H	Boston College	0 1	201 A	Elon	23 3	
			39 H	UNCG	8 4	81 H	Boston College	3 2	207 H	Fairfield	4 0	
			41 H	Notre Dame	4 8	91 H	Morehead St.	7 5	207 H	Fairfield	4 2	
			41 H	Notre Dame	9 1	95 H	Indiana St.	8 3	249 H	Bucknell	5 2	
			41 H	Notre Dame	16 6	95 H	Indiana St.	7 11				
			45 N	Alabama	2 1							
			48 N	Old Dominion	0 5							
			49 H	Wake Forest	11 7							
			49 H	Wake Forest	3 2							
			49 H	Wake Forest	6 1							
LAST 15 GAMES												
	24 A	Georgia Tech	7 16	165 H	Charlotte	7 3						
	24 A	Georgia Tech	15 6	36 A	Virginia	5 2						
	24 A	Georgia Tech	8 3	36 A	Virginia	3 5						
	201 A	Elon	23 3									
	49 H	Wake Forest	6 1									

Non-Div. I Games:

North Carolina St.



49 H Wake Forest	3	2
49 H Wake Forest	11	7

N  
o  
r  
t  
h  
C  
a  
r  
o  
l  
i  
n  
a  
S  
t  
.

N  
o  
r  
t  
h  
C  
a  
r  
o  
l  
i  
n  
a  
S  
t  
.



Average RPI Win: 119		WON-LOST RECORD		WINNING PCT. RANK		LAST 15 GAMES		STRENGTH OF SCHEDULE		OPP. STRENGTH OF SCHEDULE		TEAM RPI		ADJ RPI		CONF. RPI		ADJ CONF. RPI	
DIV. I ONLY		26-10-0		.72222 22		6-8-0		9		28		7		.61335 7		1		1	
DIV. I NON-CONF.		19-2-0		.90476 2		1-1-0		22		64		2		.63479 2		2		2	
TOTALS		RPI 1-25		RPI 26-50		W-L RECORDS		RPI 51-100		RPI 101-150		RPI 150+							
26-10-0		5-7-0		1-2-0		OVERALL		4-1-0		8-0-0		8-0-0							
16-5-0		2-5-0		0-0-0		HOME		2-0-0		4-0-0		8-0-0							
7-5-0		2-2-0		1-2-0		AWAY		2-1-0		2-0-0		0-0-0							
3-0-0		1-0-0		0-0-0		NEUTRAL		0-0-0		2-0-0		0-0-0							
19-2-0		4-2-0		0-0-0		NON-CONFERENCE		2-0-0		5-0-0		8-0-0							
13-2-0		2-2-0		0-0-0		HOME		2-0-0		1-0-0		8-0-0							
3-0-0		1-0-0		0-0-		AWAY		0-0-0		2-0-0		0-0-0							
3-0-0		1-0-0		0-0-0		NEUTRAL		0-0-0		2-0-0		0-0-0							
7-8-0		1-5-0		1-2-0		CONFERENCE		2-1-0		3-0-0		0-0-0							
3-3-0		0-3-0		0-0-0		HOME		0-0-0		3-0-0		0-0-0							
4-5-0		1-2-0		1-2-0		AWAY		2-1-0		0-0-0		0-0-0							
0-0-0		0-0-0		0-0-0		NEUTRAL		0-0-0		0-0-0		0-0-0							
RPI	S	Opponent		Score		RPI	S	Opponent		Score		RPI	S	Opponent		Score			
3	H	Louisville		6	5	45	A	Alabama		4	0	56	H	Southeast Mo. St.		6	4		
3	H	Louisville		0	4	45	A	Alabama		2	7	56	H	Southeast Mo. St.		10	2		
3	H	Louisville		4	2	45	A	Alabama		0	2	67	A	Tennessee		6	4		
5	H	South Carolina		5	9							67	A	Tennessee		10	7		
5	H	South Carolina		0	4							67	A	Tennessee		2	3		
5	H	South Carolina		1	5														
16	A	Coastal Caro.		8	2														
17	A	Mississippi St.		1	3														
17	A	Mississippi St.		2	6														
17	A	Mississippi St.		8	5														
19	H	Southern Miss.		1	5														
19	N	Southern Miss.		6	2														

Non-Div. I Games:

Ole Miss



128 H Arkansas	14	9
128 H Arkansas	7	3

O  
l  
e  
M  
i  
s  
s

O  
l  
e  
M  
i  
s  
s



Average RPI Win:	94	WON-LOST RECORD	WINNING PCT. RANK	LAST 15 GAMES	STRENGTH OF SCHEDULE	OPP. STRENGTH OF SCHEDULE	TEAM RPI	ADJ RPI	CONF. RPI	ADJ CONF. RPI		
DIV. I ONLY		24-7-1	.76563	13	10-4-1	39	23	8	.61199	8	10	10
DIV. I NON-CONF.		19-6-1	.75	29	5-3-1	75	11	12	.59584	12	13	13
<hr/>												
TOTALS	RPI 1-25	RPI 26-50		W-L RECORDS		RPI 51-100		RPI 101-150		RPI 150+		
24-7-1	1-0-0	2-2-1		OVERALL		11-3-0		5-2-0		5-0-0		
16-1-0	0-0-0	0-1-0		HOME		7-0-0		5-0-0		4-0-0		
5-6-1	0-0-0	1-1-1		AWAY		3-3-0		0-2-0		1-0-0		
3-0-0	1-0-0	1-0-0		NEUTRAL		1-0-0		0-0-0		0-0-0		
<hr/>												
19-6-1	1-0-0	2-2-1		NON-CONFERENCE		9-2-0		2-2-0		5-0-0		
13-1-0	0-0-0	0-1-0		HOME		7-0-0		2-0-0		4-0-0		
3-5-1	0-0-0	1-1-		AWAY		1-2-0		0-2-0		1-0-0		
3-0-0	1-0-0	1-0-0		NEUTRAL		1-0-0		0-0-0		0-0-0		
<hr/>												
5-1-0	0-0-0	0-0-0		CONFERENCE		2-1-0		3-0-0		0-0-0		
3-0-0	0-0-0	0-0-0		HOME		0-0-0		3-0-0		0-0-0		
2-1-0	0-0-0	0-0-0		AWAY		2-1-0		0-0-0		0-0-0		
0-0-0	0-0-0	0-0-0		NEUTRAL		0-0-0		0-0-0		0-0-0		
<hr/>												
RPI S	Opponent	Score	RPI S	Opponent	Score	RPI S	Opponent	Score	RPI S	Opponent	Score	
22 N	Kentucky	11 4	31 A	Col. of Charleston	7 4	54 A	Long Beach St.	4 3	104 H	CSUN	5 4	
			31 A	Col. of Charleston	3 10	54 A	Long Beach St.	0 2	104 H	CSUN	1 0	
			31 A	Col. of Charleston	6 6	54 A	Long Beach St.	3 1	104 H	CSUN	8 2	
			35 H	St. Mary's (CA)	4 7	65 H	UConn	6 2	106 A	Pepperdine	2 6	
			42 N	Bryant	16 2	65 H	UConn	9 6	110 A	Southern California	5 9	
						65 H	UConn	5 3	110 H	Southern California	10 1	
						74 H	Hartford	7 6	110 H	Southern California	5 2	
						74 H	Hartford	2 1	151 H	San Francisco	7 3	
						74 H	Hartford	7 4	151 H	San Francisco	6 5	
						75 A	Oregon	1 0	151 H	San Francisco	13 5	
						75 A	Oregon	1 13	151 H	San Francisco	8 2	
						75 A	Oregon	1 3	260 A	CSU Bakersfield	10 4	
						86 H	UCLA	11 6				
						88 N	San Diego	9 3				
<hr/>												
LAST 15 GAMES												
			104 H	CSUN	8 2	54 A	Long Beach St.	3 1				
			104 H	CSUN	5 4	54 A	Long Beach St.	4 3				
			104 H	CSUN	1 0	106 A	Pepperdine	2 6				
			31 A	Col. of Charleston	6 6							
			31 A	Col. of Charleston	3 10							

Non-Div. I Games:

UC Santa Barbara



31	A	Col. of Charleston	7	4
54	A	Long Beach St.	0	2

U  
C  
S  
a  
n  
t  
a  
B  
a  
r  
b  
a  
r  
a

U  
C  
S  
a  
n  
t  
a  
B  
a  
r  
b  
a  
r  
a



Average RPI Win:	82	WON-LOST RECORD	WINNING PCT. RANK	LAST 15 GAMES	STRENGTH OF SCHEDULE	OPP. STRENGTH OF SCHEDULE	TEAM RPI	ADJ RPI	CONF. RPI	ADJ CONF. RPI		
DIV. I ONLY		23-11-0	.67647	37	1-1-0	1	9	9	.61138	9	2	2
DIV. I NON-CONF.		13-7-0	.65	60	1-1-0	9	23	32	.57345	32	1	1
<hr/>												
TOTALS	RPI 1-25	RPI 26-50		W-L RECORDS		RPI 51-100		RPI 101-150		RPI 150+		
23-11-0	7-5-0	5-4-0		OVERALL		3-1-0		5-1-0		3-0-0		
18-6-0	7-3-0	2-1-0		HOME		2-1-0		5-1-0		2-0-0		
5-4-0	0-1-0	3-3-0		AWAY		1-0-0		0-0-0		1-0-0		
0-1-0	0-1-0	0-0-0		NEUTRAL		0-0-0		0-0-0		0-0-0		
13-7-0	1-4-0	2-1-0		NON-CONFERENCE		2-1-0		5-1-0		3-0-0		
12-5-0	1-2-0	2-1-0		HOME		2-1-0		5-1-0		2-0-0		
1-1-0	0-1-0	0-0-		AWAY		0-0-0		0-0-0		1-0-0		
0-1-0	0-1-0	0-0-0		NEUTRAL		0-0-0		0-0-0		0-0-0		
10-4-0	6-1-0	3-3-0		CONFERENCE		1-0-0		0-0-0		0-0-0		
6-1-0	6-1-0	0-0-0		HOME		0-0-0		0-0-0		0-0-0		
4-3-0	0-0-0	3-3-0		AWAY		1-0-0		0-0-0		0-0-0		
0-0-0	0-0-0	0-0-0		NEUTRAL		0-0-0		0-0-0		0-0-0		
RPI	S	Opponent	Score	RPI	S	Opponent	Score	RPI	S	Opponent	Score	
1	A	Florida	0 6	31	H	Col. of Charleston	1 2	81	A	Boston College	3 0	
1	H	Florida	2 8	31	H	Col. of Charleston	8 3	82	H	Jacksonville	3 7	
1	N	Florida	2 3	31	H	Col. of Charleston	11 2	94	H	UCF	5 4	
3	H	Louisville	1 7	40	A	Pittsburgh	17 4	94	H	UCF	7 2	
3	H	Louisville	16 5	40	A	Pittsburgh	10 2					
3	H	Louisville	12 7	40	A	Pittsburgh	2 5					
6	H	North Carolina St.	8 5	49	A	Wake Forest	0 9					
11	H	Texas Tech	10 1	49	A	Wake Forest	13 8					
11	H	Texas Tech	4 8	49	A	Wake Forest	2 4					
24	H	Georgia Tech	8 2									
24	H	Georgia Tech	8 3									
24	H	Georgia Tech	14 9									
<hr/>												
LAST 15 GAMES												
11	H	Texas Tech	4 8	3	H	Louisville	1 7					
11	H	Texas Tech	10 1	3	H	Louisville	12 7					
49	A	Wake Forest	2 4	81	A	Boston College	3 0					
49	A	Wake Forest	13 8									
49	A	Wake Forest	0 9									

Non-Div. I Games:

Florida St.



1	H	Florida	2	8
3	H	Louisville	16	5

F  
l  
o  
r  
i  
d  
a  
S  
t  
.

F  
l  
o  
r  
i  
d  
a  
S  
t  
.



Average RPI Win: 120		WON-LOST RECORD		WINNING PCT. RANK		LAST 15 GAMES		STRENGTH OF SCHEDULE		OPP. STRENGTH OF SCHEDULE		TEAM RPI		ADJ RPI		CONF. RPI		ADJ CONF. RPI					
DIV. I ONLY		24-12-0		.66667 41		7-8-0		22		10		10		.60263 10		2		2					
DIV. I NON-CONF.		16-2-0		.88889 6		4-0-0		135		44		8		.6076 8		1		1					
TOTALS		RPI 1-25		RPI 26-50		W-L RECORDS		RPI 51-100		RPI 101-150		RPI 150+											
24-12-0		2-7-0		5-2-0		OVERALL		6-2-0		1-0-0		10-1-0											
15-2-0		1-0-0		2-1-0		HOME		4-0-0		1-0-0		7-1-0											
8-10-0		0-7-0		3-1-0		AWAY		2-2-0		0-0-0		3-0-0											
1-0-0		1-0-0		0-0-0		NEUTRAL		0-0-0		0-0-0		0-0-0											
16-2-0		2-1-0		1-0-0		NON-CONFERENCE		2-0-0		1-0-0		10-1-0											
10-1-0		1-0-0		0-0-0		HOME		1-0-0		1-0-0		7-1-0											
5-1-0		0-1-0		1-0-		AWAY		1-0-0		0-0-0		3-0-0											
1-0-0		1-0-0		0-0-0		NEUTRAL		0-0-0		0-0-0		0-0-0											
8-10-0		0-6-0		4-2-0		CONFERENCE		4-2-0		0-0-0		0-0-0											
5-1-0		0-0-0		2-1-0		HOME		3-0-0		0-0-0		0-0-0											
3-9-0		0-6-0		2-1-0		AWAY		1-2-0		0-0-0		0-0-0											
0-0-0		0-0-0		0-0-0		NEUTRAL		0-0-0		0-0-0		0-0-0											
RPI	S	Opponent		Score		RPI	S	Opponent		Score		RPI	S	Opponent		Score							
2	A	Miami (FL)		4	5	33	A	Georgia		11	6	52	A	Duke		1	2	136	H	Wofford		7	0
2	A	Miami (FL)		5	10	40	H	Pittsburgh		14	6	52	A	Duke		3	2	167	A	Furman		9	7
2	A	Miami (FL)		8	9	40	H	Pittsburgh		4	3	52	A	Duke		3	5	177	H	Winthrop		4	3
3	A	Louisville		2	15	40	H	Pittsburgh		5	15	78	A	Western Caro.		10	8	179	H	Presbyterian		8	4
3	A	Louisville		8	9	49	A	Wake Forest		4	6	78	H	Western Caro.		7	6	191	H	James Madison		10	1
3	A	Louisville		2	7	49	A	Wake Forest		13	8	81	H	Boston College		3	2	191	H	James Madison		6	1
5	A	South Carolina		1	8	49	A	Wake Forest		6	5	81	H	Boston College		6	1	191	H	James Madison		11	2
5	H	South Carolina		4	1							81	H	Boston College		6	2	218	A	The Citadel		12	1
5	N	South Carolina		5	0													218	A	The Citadel		5	4
																		268	H	Maine		9	4
																		268	H	Maine		3	4
																		268	H	Maine		19	2
						LAST 15 GAMES																	
						3 A Louisville 8 9						33 A Georgia 11 6											
						3 A Louisville 2 7						40 H Pittsburgh 4 3											
						3 A Louisville 2 15						40 H Pittsburgh 5 15											
						78 H Western Caro. 7 6																	
						52 A Duke 1 2																	



52	A	Duke	3	2
52	A	Duke	3	5

C  
l  
e  
m  
s  
o  
n

C  
l  
e  
m  
s  
o  
n



Average RPI Win:		103	WON-LOST RECORD		WINNING PCT. RANK	LAST 15 GAMES		STRENGTH OF SCHEDULE		OPP. STRENGTH OF SCHEDULE	TEAM RPI	ADJ RPI	CONF. RPI	ADJ CONF. RPI			
Average RPI Loss:		93															
DIV. I ONLY			29-9-0		.76316	14	13-2-0		51	29	11	.60022	11	5	5		
DIV. I NON-CONF.			18-8-0		.69231	48	7-2-0		47	41	26	.57763	26	5	5		
TOTALS		RPI 1-25		RPI 26-50		W-L RECORDS		RPI 51-100		RPI 101-150		RPI 150+					
29-9-0		2-1-0		6-3-0		OVERALL		7-0-0		10-4-0		4-1-0					
17-4-0		0-0-0		2-2-0		HOME		5-0-0		7-2-0		3-0-0					
10-4-0		1-1-0		4-1-0		AWAY		1-0-0		3-1-0		1-1-0					
2-1-0		1-0-0		0-0-0		NEUTRAL		1-0-0		0-1-0		0-0-0					
18-8-0		2-1-0		3-3-0		NON-CONFERENCE		4-0-0		5-3-0		4-1-0					
11-4-0		0-0-0		2-2-0		HOME		2-0-0		4-2-0		3-0-0					
5-3-0		1-1-0		1-0-		AWAY		1-0-0		1-0-0		1-1-0					
2-1-0		1-0-0		0-0-0		NEUTRAL		1-0-0		0-1-0		0-0-0					
11-1-0		0-0-0		3-0-0		CONFERENCE		3-0-0		5-1-0		0-0-0					
6-0-0		0-0-0		0-0-0		HOME		3-0-0		3-0-0		0-0-0					
5-1-0		0-0-0		3-0-0		AWAY		0-0-0		2-1-0		0-0-0					
0-0-0		0-0-0		0-0-0		NEUTRAL		0-0-0		0-0-0		0-0-0					
RPI	S	Opponent		Score		RPI	S	Opponent		Score		RPI	S	Opponent		Score	
9	A	Florida St.		1	10	27	A	Oklahoma St.		8	2	68	N	Houston		3	2
9	A	Florida St.		8	4	27	A	Oklahoma St.		5	1	89	A	Sam Houston St.		11	6
15	N	La.-Lafayette		5	3	27	A	Oklahoma St.		15	5	89	H	Sam Houston St.		20	3
						30	A	California		2	9	89	H	Sam Houston St.		8	6
						30	A	California		11	8	97	H	Oklahoma		13	7
						47	H	Cal St. Fullerton		6	5	97	H	Oklahoma		5	0
						47	H	Cal St. Fullerton		3	7	97	H	Oklahoma		6	1
						47	H	Cal St. Fullerton		1	4						
						50	H	New Mexico		14	10						
						LAST 15 GAMES											
						189	H	San Diego St.		7	2	27	A	Oklahoma St.		5	1
						189	H	San Diego St.		10	0	9	A	Florida St.		8	4
						189	H	San Diego St.		3	1	9	A	Florida St.		1	10
						89	H	Sam Houston St.		8	6						
						89	H	Sam Houston St.		20	3						

Non-Div. I Games:

Texas Tech



27 A Oklahoma St.	15	5
27 A Oklahoma St.	8	2

T  
e  
x  
a  
s  
T  
e  
c  
h

T  
e  
x  
a  
s  
T  
e  
c  
h



Average RPI Win:	129	WON-LOST RECORD	WINNING PCT. RANK	LAST 15 GAMES	STRENGTH OF SCHEDULE	OPP. STRENGTH OF SCHEDULE	TEAM RPI	ADJ RPI	CONF. RPI	ADJ CONF. RPI		
DIV. I ONLY		28-8-0	.77778	9	11-4-0	60	13	12	.59911	12	1	1
DIV. I NON-CONF.		19-2-0	.90476	2	3-0-0	240	80	18	.58468	18	2	2
<hr/>												
TOTALS	RPI 1-25	RPI 26-50		W-L RECORDS		RPI 51-100		RPI 101-150		RPI 150+		
28-8-0	6-6-0	0-0-0		OVERALL		6-2-0		3-0-0		13-0-0		
21-4-0	5-4-0	0-0-0		HOME		4-0-0		0-0-0		12-0-0		
6-4-0	1-2-0	0-0-0		AWAY		2-2-0		3-0-0		0-0-0		
1-0-0	0-0-0	0-0-0		NEUTRAL		0-0-0		0-0-0		1-0-0		
19-2-0	0-0-0	0-0-0		NON-CONFERENCE		6-2-0		0-0-0		13-0-0		
16-0-0	0-0-0	0-0-0		HOME		4-0-0		0-0-0		12-0-0		
2-2-0	0-0-0	0-0-		AWAY		2-2-0		0-0-0		0-0-0		
1-0-0	0-0-0	0-0-0		NEUTRAL		0-0-0		0-0-0		1-0-0		
9-6-0	6-6-0	0-0-0		CONFERENCE		0-0-0		3-0-0		0-0-0		
5-4-0	5-4-0	0-0-0		HOME		0-0-0		0-0-0		0-0-0		
4-2-0	1-2-0	0-0-0		AWAY		0-0-0		3-0-0		0-0-0		
0-0-0	0-0-0	0-0-0		NEUTRAL		0-0-0		0-0-0		0-0-0		
RPI	S	Opponent	Score	RPI	S	Opponent	Score	RPI	S	Opponent	Score	
5	H	South Carolina	10 6					66	A	Stanford	1 4	
5	H	South Carolina	0 4					66	A	Stanford	5 2	
5	H	South Carolina	6 3					66	A	Stanford	4 1	
13	A	LSU	2 3					88	H	San Diego	17 1	
13	A	LSU	9 7					88	H	San Diego	13 6	
13	A	LSU	4 13					88	H	San Diego	8 4	
17	H	Mississippi St.	12 6					99	A	Middle Tenn.	4 7	
17	H	Mississippi St.	1 2					99	H	Middle Tenn.	7 4	
17	H	Mississippi St.	4 5									
22	H	Kentucky	0 3									
22	H	Kentucky	3 2									
22	H	Kentucky	3 0									
				LAST 15 GAMES								
				22	H	Kentucky	0 3	228	H	Lipscomb	4 3	
				22	H	Kentucky	3 2	5	H	South Carolina	10 6	
				22	H	Kentucky	3 0	5	H	South Carolina	0 4	
				99	H	Middle Tenn.	7 4					
				13	A	LSU	9 7					

Non-Div. I Games:

Vanderbilt



13	A	LSU	2	3
13	A	LSU	4	13

V  
a  
n  
d  
e  
r  
b  
i  
l  
l  
t

V  
a  
n  
d  
e  
r  
b  
i  
l  
l  
t



Average RPI Win: 123		WON-LOST RECORD	WINNING PCT. RANK	LAST 15 GAMES	STRENGTH OF SCHEDULE	OPP. STRENGTH OF SCHEDULE	TEAM RPI	ADJ RPI		CONF. RPI	ADJ CONF. RPI		
Average RPI Loss: 61													
DIV. I ONLY		25-11-0	.69444	31	10-5-0	7	104	13	.5972	13	1	1	
DIV. I NON-CONF.		16-5-0	.7619	25	2-2-0	21	224	25	.57857	25	2	2	
<hr/>													
TOTALS		RPI 1-25		RPI 26-50		W-L RECORDS		RPI 51-100		RPI 101-150		RPI 150+	
25-11-0		4-3-0		1-2-0		OVERALL		2-3-0		12-3-0		6-0-0	
17-7-0		2-1-0		1-2-0		HOME		2-2-0		7-2-0		5-0-0	
7-4-0		1-2-0		0-0-0		AWAY		0-1-0		5-1-0		1-0-0	
1-0-0		1-0-0		0-0-0		NEUTRAL		0-0-0		0-0-0		0-0-0	
16-5-0		1-0-0		0-0-0		NON-CONFERENCE		2-3-0		7-2-0		6-0-0	
14-4-0		0-0-0		0-0-0		HOME		2-2-0		7-2-0		5-0-0	
1-1-0		0-0-0		0-0-		AWAY		0-1-0		0-0-0		1-0-0	
1-0-0		1-0-0		0-0-0		NEUTRAL		0-0-0		0-0-0		0-0-0	
9-6-0		3-3-0		1-2-0		CONFERENCE		0-0-0		5-1-0		0-0-0	
3-3-0		2-1-0		1-2-0		HOME		0-0-0		0-0-0		0-0-0	
6-3-0		1-2-0		0-0-0		AWAY		0-0-0		5-1-0		0-0-0	
0-0-0		0-0-0		0-0-0		NEUTRAL		0-0-0		0-0-0		0-0-0	
RPI	S	Opponent		Score	RPI	S	Opponent		Score	RPI	S	Opponent	Score
4	A	Texas A&M		1 3	45	H	Alabama		3 4	51	A	Lamar	11 12
4	A	Texas A&M		3 2	45	H	Alabama		7 5	57	H	New Orleans	9 4
4	A	Texas A&M		1 6	45	H	Alabama		0 6	59	H	McNeese St.	0 7
12	H	Vanderbilt		7 9						64	H	Tulane	1 7
12	H	Vanderbilt		3 2						90	H	Louisiana Tech	6 3
12	H	Vanderbilt		13 4									
15	N	La.-Lafayette		8 5									
	</												

Non-Div. I Games:

LSU



12 H Vanderbilt	7	9
12 H Vanderbilt	3	2

L  
S  
U

L  
S  
U



Average RPI Win:	98	WON-LOST RECORD	WINNING PCT. RANK	LAST 15 GAMES	STRENGTH OF SCHEDULE	OPP. STRENGTH OF SCHEDULE	TEAM RPI	ADJ RPI	CONF. RPI	ADJ CONF. RPI		
DIV. I ONLY		25-11-0	.69444	31	7-8-0	23	11	14	.59645	14	2	2
DIV. I NON-CONF.		16-2-0	.88889	6	3-1-0	41	70	3	.62961	3	1	1
-----												
TOTALS	RPI 1-25	RPI 26-50		W-L RECORDS		RPI 51-100		RPI 101-150		RPI 150+		
25-11-0	2-5-0	7-3-0		OVERALL		7-1-0		1-0-0		8-2-0		
17-5-0	1-2-0	5-1-0		HOME		2-0-0		1-0-0		8-2-0		
7-6-0	0-3-0	2-2-0		AWAY		5-1-0		0-0-0		0-0-0		
1-0-0	1-0-0	0-0-0		NEUTRAL		0-0-0		0-0-0		0-0-0		
16-2-0	1-0-0	4-0-0		NON-CONFERENCE		4-1-0		1-0-0		6-1-0		
12-1-0	0-0-0	3-0-0		HOME		2-0-0		1-0-0		6-1-0		
3-1-0	0-0-0	1-0-		AWAY		2-1-0		0-0-0		0-0-0		
1-0-0	1-0-0	0-0-0		NEUTRAL		0-0-0		0-0-0		0-0-0		
9-9-0	1-5-0	3-3-0		CONFERENCE		3-0-0		0-0-0		2-1-0		
5-4-0	1-2-0	2-1-0		HOME		0-0-0		0-0-0		2-1-0		
4-5-0	0-3-0	1-2-0		AWAY		3-0-0		0-0-0		0-0-0		
0-0-0	0-0-0	0-0-0		NEUTRAL		0-0-0		0-0-0		0-0-0		
RPI	S	Opponent	Score	RPI	S	Opponent	Score	RPI	S	Opponent	Score	
2	A	Miami (FL)	4 10	27	H	Oklahoma St.	4 3	52	A	Duke	11 2	
2	A	Miami (FL)	4 7	27	H	Oklahoma St.	2 1	52	A	Duke	8 2	
2	A	Miami (FL)	3 7	27	H	Oklahoma St.	7 6	52	A	Duke	12 2	
5	N	South Carolina	15 0	29	A	East Carolina	17 4	78	H	Western Caro.	10 2	
24	H	Georgia Tech	0 6	36	A	Virginia	8 1	84	H	High Point	8 1	
24	H	Georgia Tech	8 0	36	A	Virginia	4 7	86	A	UCLA	14 5	
24	H	Georgia Tech	2 3	36	A	Virginia	9 15	86	A	UCLA	5 6	
				40	H	Pittsburgh	0 5	86	A	UCLA	4 0	
				40	H	Pittsburgh	14 2					
				40	H	Pittsburgh	4 0					
				LAST 15 GAMES								
				36	A	Virginia	9 15	287	H	UNC Asheville	2 3	
				36	A	Virginia	8 1	84	H	High Point	8 1	
				36	A	Virginia	4 7	2	A	Miami (FL)	4 7	
				5	N	South Carolina	15 0					
				185	H	Virginia Tech	3 4					

Non-Div. I Games:

North Carolina



185 H Virginia Tech	4	1
185 H Virginia Tech	6	0

N  
o  
r  
t  
h  
C  
a  
r  
o  
l  
i  
n  
a

N  
o  
r  
t  
h  
C  
a  
r  
o  
l  
i  
n  
a



Average RPI Win:		116	WON-LOST RECORD		WINNING PCT. RANK		LAST 15 GAMES		STRENGTH OF SCHEDULE		OPP. STRENGTH OF SCHEDULE		TEAM RPI		ADJ RPI		CONF. RPI		ADJ CONF. RPI	
DIV. I ONLY			24-12-0		.66667 41		11-3-0		14		84		15		.59631 15		9		9	
DIV. I NON-CONF.			14-7-0		.66667 53		5-1-0		1		59		5		.61835 5		10		10	
TOTALS		RPI 1-25		RPI 26-50		W-L RECORDS		RPI 51-100		RPI 101-150		RPI 150+								
24-12-0		1-3-0		2-0-0		OVERALL		9-5-0		5-4-0		7-0-0								
14-2-0		0-0-0		1-0-0		HOME		6-0-0		1-2-0		6-0-0								
9-7-0		0-0-0		1-0-0		AWAY		3-5-0		4-2-0		1-0-0								
1-3-0		1-3-0		0-0-0		NEUTRAL		0-0-0		0-0-0		0-0-0								
14-7-0		1-3-0		2-0-0		NON-CONFERENCE		7-4-0		0-0-0		4-0-0								
10-0-0		0-0-0		1-0-0		HOME		6-0-0		0-0-0		3-0-0								
3-4-0		0-0-0		1-0-		AWAY		1-4-0		0-0-0		1-0-0								
1-3-0		1-3-0		0-0-0		NEUTRAL		0-0-0		0-0-0		0-0-0								
10-5-0		0-0-0		0-0-0		CONFERENCE		2-1-0		5-4-0		3-0-0								
4-2-0		0-0-0		0-0-0		HOME		0-0-0		1-2-0		3-0-0								
6-3-0		0-0-0		0-0-0		AWAY		2-1-0		4-2-0		0-0-0								
0-0-0		0-0-0		0-0-0		NEUTRAL		0-0-0		0-0-0		0-0-0								
RPI	S	Opponent		Score		RPI	S	Opponent		Score		RPI	S	Opponent		Score				
11	N	Texas Tech		3	5	34	A	Northwestern St.		10	1	57	H	New Orleans		7	4			
13	N	LSU		5	8	34	H	Northwestern St.		4	0	59	A	McNeese St.		2	7			
18	N	Rice		4	2							62	A	Southeastern La.		5	16			
25	N	TCU		1	7							62	A	Southeastern La.		5	4			
												62	H	Southeastern La.		4	1			
												64	A	Tulane		3	5			
												64	H	Tulane		9	2			
												72	A	Troy		4	2			
												72	A	Troy		1	4			
												72	A	Troy		8	3			
												89	H	Sam Houston St.		13	3			
												89	H	Sam Houston St.		6	2			
												89	H	Sam Houston St.		2	1			
												90	A	Louisiana Tech		2	6			
				LAST 15 GAMES																
												34	H	Northwestern St.		4	0			
												140	A	Arkansas St.		6	1			
												140	A	Arkansas St.		5	2			

Non-Div. I Games:

La.-Lafayette



116 A Ga. Southern	2	3
116 A Ga. Southern	6	2

L  
a  
.  
-  
L  
a  
f  
a  
y  
e  
t  
t  
e

L  
a  
.  
-  
L  
a  
f  
a  
y  
e  
t  
t  
e



Average RPI Win:		131	WON-LOST RECORD		WINNING PCT. RANK	LAST 15 GAMES		STRENGTH OF SCHEDULE		OPP. STRENGTH OF SCHEDULE	TEAM RPI	ADJ RPI		CONF. RPI	ADJ CONF. RPI		
DIV. I ONLY			27-10-0		.72973	19	14-1-0	27		69	16	.59044	16	17	17		
DIV. I NON-CONF.			16-9-0		.64	66	5-1-0	13		16	38	.56854	38	19	19		
TOTALS		RPI 1-25		RPI 26-50		W-L RECORDS		RPI 51-100		RPI 101-150		RPI 150+					
27-10-0		0-3-0		5-4-0		OVERALL		3-0-0		8-3-0		11-0-0					
21-6-0		0-2-0		4-2-0		HOME		3-0-0		6-2-0		8-0-0					
6-4-0		0-1-0		1-2-0		AWAY		0-0-0		2-1-0		3-0-0					
0-0-0		0-0-0		0-0-0		NEUTRAL		0-0-0		0-0-0		0-0-0					
16-9-0		0-3-0		5-4-0		NON-CONFERENCE		3-0-0		3-2-0		5-0-0					
15-6-0		0-2-0		4-2-0		HOME		3-0-0		3-2-0		5-0-0					
1-3-0		0-1-0		1-0-		AWAY		0-0-0		0-0-0		0-0-0					
0-0-0		0-0-0		0-0-0		NEUTRAL		0-0-0		0-0-0		0-0-0					
11-1-0		0-0-0		0-0-0		CONFERENCE		0-0-0		5-1-0		6-0-0					
6-0-0		0-0-0		0-0-0		HOME		0-0-0		3-0-0		3-0-0					
5-1-0		0-0-0		0-0-0		AWAY		0-0-0		2-1-0		3-0-0					
0-0-0		0-0-0		0-0-0		NEUTRAL		0-0-0		0-0-0		0-0-0					
RPI	S	Opponent		Score		RPI	S	Opponent		Score		RPI	S	Opponent		Score	
5	A	South Carolina		2	4	26	A	UNCW		6	4	52	H	Duke		10	6
6	H	North Carolina St.		10	13	31	A	Col. of Charleston		4	9	96	H	Illinois		12	4
7	H	Ole Miss		2	8	31	A	Col. of Charleston		2	4	96	H	Illinois		10	4
						31	H	Col. of Charleston		5	3						
						36	H	Virginia		5	4						
						39	H	UNCG		7	4						
						39	H	UNCG		2	4						
						49	H	Wake Forest		0	11						
						49	H	Wake Forest		7	6						
						LAST 15 GAMES											
						179	H	Presbyterian		12	3	5	A	South Carolina		2	4
						179	H	Presbyterian		4	2	146	H	Gardner-Webb		10	6
						179	H	Presbyterian		5	2	146	H	Gardner-Webb		10	4
						31	H	Col. of Charleston		5	3						
						192	A	Radford		7	2						

Non-Div. I Games:

Coastal Caro.



192 A Radford	7	4
192 A Radford	13	6

C  
o  
a  
s  
t  
a  
l  
C  
a  
r  
o  
.

C  
o  
a  
s  
t  
a  
l  
C  
a  
r  
o  
.



Average RPI Win: 114		WON-LOST	WINNING	LAST 15	STRENGTH OF		OPP. STRENGTH	TEAM	ADJ	CONF.	ADJ CONF.
Average RPI Loss: 40		RECORD	PCT. RANK	GAMES	SCHEDULE		OF SCHEDULE	RPI	RPI	RPI	RPI
DIV. I ONLY		24-12-1	.66216	44	9-6-0		6	21	17	.58967	17
DIV. I NON-CONF.		16-5-1	.75	29	3-0-0		140	155	75	.54574	75
TOTALS		RPI 1-25	RPI 26-50		W-L RECORDS		RPI 51-100		RPI 101-150		RPI 150+
24-12-1		8-8-0	2-1-0		OVERALL		3-2-1		1-0-0		10-1-0
18-9-0		3-6-0	2-1-0		HOME		3-1-0		0-0-0		10-1-0
5-3-0		4-2-0	0-0-0		AWAY		0-1-0		1-0-0		0-0-0
1-0-1		1-0-0	0-0-0		NEUTRAL		0-0-1		0-0-0		0-0-0
16-5-1		2-2-0	0-0-0		NON-CONFERENCE		3-2-1		1-0-0		10-1-0
14-4-0		1-2-0	0-0-0		HOME		3-1-0		0-0-0		10-1-0
1-1-0		0-0-0	0-0-		AWAY		0-1-0		1-0-0		0-0-0
1-0-1		1-0-0	0-0-0		NEUTRAL		0-0-1		0-0-0		0-0-0
8-7-0		6-6-0	2-1-0		CONFERENCE		0-0-0		0-0-0		0-0-0
4-5-0		2-4-0	2-1-0		HOME		0-0-0		0-0-0		0-0-0
4-2-0		4-2-0	0-0-0		AWAY		0-0-0		0-0-0		0-0-0
0-0-0		0-0-0	0-0-0		NEUTRAL		0-0-0		0-0-0		0-0-0
RPI S	Opponent	Score		RPI S	Opponent	Score		RPI S	Opponent	Score	
1 A	Florida	2	1	33 H	Georgia	9	2	71 H	Oral Roberts	1	3
1 A	Florida	10	4	33 H	Georgia	8	11	75 H	Oregon	10	4
1 A	Florida	2	8	33 H	Georgia	3	1	75 H	Oregon	5	2
4 H	Texas A&M	6	10					75 H	Oregon	9	3
4 H	Texas A&M	3	10					86 A	UCLA	1	2
4 H	Texas A&M	5	10					97 N	Oklahoma	5	5
7 H	Ole Miss	3	1								
7 H	Ole Miss	5	8								
7 H	Ole Miss	6	2								
12 A	Vanderbilt	5	4								
12 A	Vanderbilt	2	1								
12 A	Vanderbilt	6	12								
19 N	Southern Miss.	13	5								
21 H	South Ala.	7	3								
23 H	Fla. Atlantic	6	10								
23 H	Fla. Atlantic	0	4								
				LAST 15 GAMES							
				4 H	Texas A&M	5	10	274 H	UT Martin	14	0
				4 H	Texas A&M	6	10	7 H	Ole Miss	5	8
				4 H	Texas A&M	3	10	7 H	Ole Miss	6	2
				211 H	Memphis	11	1				
				1 A	Florida	2	1				

Non-Div. I Games:

Mississippi St.



1 A Florida	10	4
1 A Florida	2	8

M  
i  
s  
s  
i  
s  
s  
i  
p  
p  
i  
s  
t  
.

M  
i  
s  
s  
i  
s  
s  
i  
p  
p  
i  
s  
t  
.



Average RPI Win:	84	WON-LOST RECORD	WINNING PCT. RANK	LAST 15 GAMES	STRENGTH OF SCHEDULE	OPP. STRENGTH OF SCHEDULE	TEAM RPI	ADJ RPI	CONF. RPI	ADJ CONF. RPI					
DIV. I ONLY		24-11-0	.68571	33	13-2-0	21	7	18	.58734	18	4	4			
DIV. I NON-CONF.		12-8-0	.6	88	3-0-0	2	24	21	.58259	21	4	4			
-----															
TOTALS	RPI 1-25	RPI 26-50		W-L RECORDS		RPI 51-100		RPI 101-150		RPI 150+					
24-11-0	1-3-0	5-1-0		OVERALL		12-4-0		4-3-0		2-0-0					
17-6-0	1-1-0	5-1-0		HOME		8-3-0		2-1-0		1-0-0					
7-2-0	0-0-0	0-0-0		AWAY		4-1-0		2-1-0		1-0-0					
0-3-0	0-2-0	0-0-0		NEUTRAL		0-0-0		0-1-0		0-0-0					
12-8-0	1-3-0	2-1-0		NON-CONFERENCE		7-3-0		0-1-0		2-0-0					
9-5-0	1-1-0	2-1-0		HOME		5-3-0		0-0-0		1-0-0					
3-0-0	0-0-0	0-0-		AWAY		2-0-0		0-0-0		1-0-0					
0-3-0	0-2-0	0-0-0		NEUTRAL		0-0-0		0-1-0		0-0-0					
12-3-0	0-0-0	3-0-0		CONFERENCE		5-1-0		4-2-0		0-0-0					
8-1-0	0-0-0	3-0-0		HOME		3-0-0		2-1-0		0-0-0					
4-2-0	0-0-0	0-0-0		AWAY		2-1-0		2-1-0		0-0-0					
0-0-0	0-0-0	0-0-0		NEUTRAL		0-0-0		0-0-0		0-0-0					
RPI	S	Opponent	Score	RPI	S	Opponent	Score	RPI	S	Opponent	Score				
4	H	Texas A&M	4 3	29	H	East Carolina	1 10	53	H	Arizona	1 8	117	A	UTSA	1 0
15	N	La.-Lafayette	2 4	29	H	East Carolina	7 2	53	H	Arizona	2 6	117	A	UTSA	1 6
25	H	TCU	4 6	29	H	East Carolina	4 1	53	H	Arizona	4 3	117	A	UTSA	9 4
25	N	TCU	0 10	48	H	Old Dominion	3 1	58	H	Dallas Baptist	6 2	128	N	Arkansas	2 5
				48	H	Old Dominion	6 2	68	A	Houston	7 4	131	H	UAB	3 0
				48	H	Old Dominion	8 2	80	H	Western Ky.	5 2	131	H	UAB	7 3
								80	H	Western Ky.	3 2	131	H	UAB	2 6
								80	H	Western Ky.	9 3	160	A	Texas St.	3 1
								89	A	Sam Houston St.	8 3	160	H	Texas St.	8 4
								89	H	Sam Houston St.	5 3				
								94	H	UCF	13 10				
								94	H	UCF	0 2				
								94	H	UCF	4 3				
								99	A	Middle Tenn.	0 3				
								99	A	Middle Tenn.	1 0				
								99	A	Middle Tenn.	6 2				
				LAST 15 GAMES											
				80	H	Western Ky.	3 2	4	H	Texas A&M	4 3				
				80	H	Western Ky.	5 2	99	A	Middle Tenn.	6 2				
				80	H	Western Ky.	9 3	99	A	Middle Tenn.	1 0				
				160	A	Texas St.	3 1								
				131	H	UAB	3 0								

Non-Div. I Games:

Rice



131 H UAB	2	6
131 H UAB	7	3

R  
i  
c  
e

R  
i  
c  
e



Average RPI Win:	109	WON-LOST RECORD	WINNING PCT. RANK	LAST 15 GAMES	STRENGTH OF SCHEDULE	OPP. STRENGTH OF SCHEDULE	TEAM RPI	ADJ RPI	CONF. RPI	ADJ CONF. RPI				
DIV. I ONLY		27-10-0	.72973	19	11-4-0	98	4	19	.58497	19	4	4		
DIV. I NON-CONF.		15-7-0	.68182	51	1-2-0	31	2	22	.58225	22	4	4		
<hr/>														
TOTALS	RPI 1-25	RPI 26-50		W-L RECORDS		RPI 51-100		RPI 101-150		RPI 150+				
27-10-0	1-4-0	5-0-0		OVERALL		8-3-0		7-3-0		6-0-0				
16-2-0	0-0-0	4-0-0		HOME		6-2-0		3-0-0		3-0-0				
8-4-0	1-1-0	0-0-0		AWAY		1-0-0		3-3-0		3-0-0				
3-4-0	0-3-0	1-0-0		NEUTRAL		1-1-0		1-0-0		0-0-0				
15-7-0	1-4-0	5-0-0		NON-CONFERENCE		5-3-0		1-0-0		3-0-0				
10-2-0	0-0-0	4-0-0		HOME		3-2-0		0-0-0		3-0-0				
2-1-0	1-1-0	0-0-		AWAY		1-0-0		0-0-0		0-0-0				
3-4-0	0-3-0	1-0-0		NEUTRAL		1-1-0		1-0-0		0-0-0				
12-3-0	0-0-0	0-0-0		CONFERENCE		3-0-0		6-3-0		3-0-0				
6-0-0	0-0-0	0-0-0		HOME		3-0-0		3-0-0		0-0-0				
6-3-0	0-0-0	0-0-0		AWAY		0-0-0		3-3-0		3-0-0				
0-0-0	0-0-0	0-0-0		NEUTRAL		0-0-0		0-0-0		0-0-0				
RPI	S	Opponent	Score		RPI	S	Opponent	Score		RPI	S	Opponent	Score	
7	A	Ole Miss	5	1	34	H	Northwestern St.	8	6	57	H	New Orleans	7	4
7	N	Ole Miss	2	6	34	H	Northwestern St.	15	5	62	A	Southeastern La.	9	7
17	N	Mississippi St.	5	13	34	H	Northwestern St.	8	5	62	H	Southeastern La.	2	4
21	A	South Ala.	3	9	45	H	Alabama	9	2	64	N	Tulane	7	12
21	N	South Ala.	2	4	46	N	Michigan St.	2	0	72	N	Troy	6	2
										73	H	Samford	6	3
										73	H	Samford	8	2
										73	H	Samford	8	10
										99	H	Middle Tenn.	6	4
										99	H	Middle Tenn.	9	5
										99	H	Middle Tenn.	12	11
										165	A	Charlotte	9	6
										165	A	Charlotte	9	1
										165	A	Charlotte	16	6
										270	H	Eastern Ill.	6	1
										270	H	Eastern Ill.	18	1
										270	H	Eastern Ill.	6	4
<hr/>														
LAST 15 GAMES														
131	A	UAB	11	0	7	N	Ole Miss	2	6					
131	A	UAB	7	8	165	A	Charlotte	16	6					
131	A	UAB	3	5	165	A	Charlotte	9	1					
7	A	Ole Miss	5	1										
99	H	Middle Tenn.	12	11										

Non-Div. I Games:

Southern Miss.



99 H Middle Tenn.	9	5
99 H Middle Tenn.	6	4

S  
o  
u  
t  
h  
e  
r  
n  
M  
i  
s  
s  
.

S  
o  
u  
t  
h  
e  
r  
n  
M  
i  
s  
s  
.



Average RPI Win:	128	WON-LOST RECORD	WINNING PCT. RANK	LAST 15 GAMES	STRENGTH OF SCHEDULE	OPP. STRENGTH OF SCHEDULE	TEAM RPI	ADJ RPI	CONF. RPI	ADJ CONF. RPI					
DIV. I ONLY		19-11-0	.63333	60	10-3-0	31	170	20	.5829	20	6	7			
DIV. I NON-CONF.		13-9-0	.59091	92	4-1-0	28	263	30	.57631	30	6	6			
<hr/>															
TOTALS	RPI 1-25	RPI 26-50		W-L RECORDS		RPI 51-100		RPI 101-150		RPI 150+					
19-11-0	0-0-0	4-2-0		OVERALL		4-2-0		3-3-0		8-4-0					
6-2-0	0-0-0	2-1-0		HOME		2-1-0		0-0-0		2-0-0					
10-8-0	0-0-0	2-0-0		AWAY		2-1-0		1-3-0		5-4-0					
3-1-0	0-0-0	0-1-0		NEUTRAL		0-0-0		2-0-0		1-0-0					
13-9-0	0-0-0	0-1-0		NON-CONFERENCE		2-1-0		3-3-0		8-4-0					
2-0-0	0-0-0	0-0-0		HOME		0-0-0		0-0-0		2-0-0					
8-8-0	0-0-0	0-0-		AWAY		2-1-0		1-3-0		5-4-0					
3-1-0	0-0-0	0-1-0		NEUTRAL		0-0-0		2-0-0		1-0-0					
6-2-0	0-0-0	4-1-0		CONFERENCE		2-1-0		0-0-0		0-0-0					
4-2-0	0-0-0	2-1-0		HOME		2-1-0		0-0-0		0-0-0					
2-0-0	0-0-0	2-0-0		AWAY		0-0-0		0-0-0		0-0-0					
0-0-0	0-0-0	0-0-0		NEUTRAL		0-0-0		0-0-0		0-0-0					
RPI	S	Opponent	Score	RPI	S	Opponent	Score	RPI	S	Opponent	Score	RPI	S	Opponent	Score
				28	A	Michigan	5 3	83	A	Missouri St.	4 5	118	A	Seattle	1 4
				28	A	Michigan	8 1	83	A	Missouri St.	7 5	118	A	Seattle	4 5
				37	H	Maryland	6 4	83	A	Missouri St.	12 5	118	A	Seattle	3 13
				37	H	Maryland	9 5	100	H	Iowa	4 1	118	A	Seattle	12 2
				37	H	Maryland	2 4	100	H	Iowa	3 6	123	N	Utah	6 1
				44	N	Oregon St.	7 8	100	H	Iowa	6 3	123	N	Utah	9 3
												159	A	Utah Valley	13 5
												159	A	Utah Valley	2 3
												159	A	Utah Valley	6 15
												159	N	Utah Valley	8 2
												183	A	Campbell	3 1
												183	A	Campbell	7 11
												183	A	Campbell	7 5
												199	H	South Dakota St.	7 3
												229	H	Northern Ill.	12 10
												230	A	Georgia St.	3 4
												230	A	Georgia St.	3 0
												230	A	Georgia St.	11 6
				LAST 15 GAMES											
				37	H	Maryland	6 4	100	H	Iowa	6 3				
				37	H	Maryland	2 4	100	H	Iowa	3 6				
				37	H	Maryland	9 5	100	H	Iowa	4 1				
				199	H	South Dakota St.	7 3								
				28	A	Michigan	5 3								

Non-Div. I Games: Saint Mary's (MN) 9 1 Augsburg 10 3

Minnesota



28	A	Michigan	8	1
229	H	Northern Ill.	12	10

M  
i  
n  
n  
e  
s  
o  
t  
a

M  
i  
n  
n  
e  
s  
o  
t  
a



Average RPI Win:	117	WON-LOST RECORD	WINNING PCT. RANK	LAST 15 GAMES	STRENGTH OF SCHEDULE	OPP. STRENGTH OF SCHEDULE	TEAM RPI	ADJ RPI	CONF. RPI	ADJ CONF. RPI				
DIV. I ONLY		27-10-0	.72973	19	11-4-0	77	55	21	.58109	21	9	9		
DIV. I NON-CONF.		11-8-0	.57895	103	2-2-0	16	27	42	.56504	42	10	10		
<hr/>														
TOTALS	RPI 1-25	RPI 26-50		W-L RECORDS		RPI 51-100		RPI 101-150		RPI 150+				
27-10-0	2-1-0	1-0-0		OVERALL		3-5-0		17-1-0		4-3-0				
20-2-0	1-0-0	0-0-0		HOME		3-2-0		16-0-0		0-0-0				
5-6-0	0-1-0	1-0-0		AWAY		0-2-0		0-1-0		4-2-0				
2-2-0	1-0-0	0-0-0		NEUTRAL		0-1-0		1-0-0		0-1-0				
11-8-0	2-1-0	1-0-0		NON-CONFERENCE		3-5-0		5-1-0		0-1-0				
8-2-0	1-0-0	0-0-0		HOME		3-2-0		4-0-0		0-0-0				
1-4-0	0-1-0	1-0-		AWAY		0-2-0		0-1-0		0-0-0				
2-2-0	1-0-0	0-0-0		NEUTRAL		0-1-0		1-0-0		0-1-0				
16-2-0	0-0-0	0-0-0		CONFERENCE		0-0-0		12-0-0		4-2-0				
12-0-0	0-0-0	0-0-0		HOME		0-0-0		12-0-0		0-0-0				
4-2-0	0-0-0	0-0-0		AWAY		0-0-0		0-0-0		4-2-0				
0-0-0	0-0-0	0-0-0		NEUTRAL		0-0-0		0-0-0		0-0-0				
RPI	S	Opponent	Score		RPI	S	Opponent	Score		RPI	S	Opponent	Score	
17	A	Mississippi St.	3	7	33	A	Georgia	3	1	57	A	New Orleans	2	8
19	H	Southern Miss.	9	3						57	H	New Orleans	12	3
19	N	Southern Miss.	4	2						62	A	Southeastern La.	2	9
										62	H	Southeastern La.	2	1
										80	N	Western Ky.	10	11
										99	H	Middle Tenn.	3	2
										99	H	Middle Tenn.	4	7
										99	H	Middle Tenn.	4	5

Non-Div. I Games:

South Ala.



140 H Arkansas St.	12	7
140 H Arkansas St.	8	2

S  
o  
u  
t  
h  
A  
l  
a  
.

S  
o  
u  
t  
h  
A  
l  
a  
.



Average RPI Win:	137	WON-LOST RECORD	WINNING PCT. RANK	LAST 15 GAMES	STRENGTH OF SCHEDULE	OPP. STRENGTH OF SCHEDULE	TEAM RPI	ADJ RPI	CONF. RPI	ADJ CONF. RPI		
DIV. I ONLY		23-12-0	.65714	45	8-7-0	25	44	22	.57964	22	1	1
DIV. I NON-CONF.		14-6-0	.7	42	1-2-0	172	185	110	.5259	110	2	2
<hr/>												
TOTALS	RPI 1-25	RPI 26-50		W-L RECORDS		RPI 51-100		RPI 101-150		RPI 150+		
23-12-0	3-5-0	4-3-0		OVERALL		4-2-0		1-1-0		11-1-0		
15-5-0	2-2-0	2-1-0		HOME		2-1-0		1-0-0		8-1-0		
6-5-0	1-2-0	2-1-0		AWAY		2-1-0		0-1-0		1-0-0		
2-2-0	0-1-0	0-1-0		NEUTRAL		0-0-0		0-0-0		2-0-0		
14-6-0	0-2-0	0-1-0		NON-CONFERENCE		2-1-0		1-1-0		11-1-0		
11-3-0	0-1-0	0-0-0		HOME		2-1-0		1-0-0		8-1-0		
1-1-0	0-0-0	0-0-		AWAY		0-0-0		0-1-0		1-0-0		
2-2-0	0-1-0	0-1-0		NEUTRAL		0-0-0		0-0-0		2-0-0		
9-6-0	3-3-0	4-2-0		CONFERENCE		2-1-0		0-0-0		0-0-0		
4-2-0	2-1-0	2-1-0		HOME		0-0-0		0-0-0		0-0-0		
5-4-0	1-2-0	2-1-0		AWAY		2-1-0		0-0-0		0-0-0		
0-0-0	0-0-0	0-0-0		NEUTRAL		0-0-0		0-0-0		0-0-0		
RPI	S	Opponent	Score	RPI	S	Opponent	Score	RPI	S	Opponent	Score	
1	H	Florida	5 4	33	A	Georgia	14 6	67	A	Tennessee	10 2	
1	H	Florida	7 4	33	A	Georgia	11 4	67	A	Tennessee	5 14	
1	H	Florida	5 12	33	A	Georgia	2 5	67	A	Tennessee	5 4	
3	H	Louisville	6 9	42	N	Bryant	4 7	69	H	Austin Peay	3 2	
8	N	UC Santa Barbara	4 11	45	H	Alabama	1 2	80	H	Western Ky.	6 14	
12	A	Vanderbilt	3 0	45	H	Alabama	6 2	91	H	Morehead St.	10 5	
12	A	Vanderbilt	2 3	45	H	Alabama	3 2					
12	A	Vanderbilt	0 3									
										</		

Non-Div. I Games:

Kentucky



45	H	Alabama	3	2
3	H	Louisville	6	9

K  
e  
n  
t  
u  
c  
k  
y

K  
e  
n  
t  
u  
c  
k  
y



Average RPI Win:	126	WON-LOST RECORD	WINNING PCT. RANK	LAST 15 GAMES	STRENGTH OF SCHEDULE	OPP. STRENGTH OF SCHEDULE	TEAM RPI	ADJ RPI	CONF. RPI	ADJ CONF. RPI					
DIV. I ONLY		25-8-0	.75758	15	10-4-0	131	14	23	.57923	23	4	4			
DIV. I NON-CONF.		14-4-0	.77778	20	1-1-0	149	29	31	.5737	31	4	4			
<hr/>															
TOTALS	RPI 1-25	RPI 26-50			W-L RECORDS		RPI 51-100		RPI 101-150		RPI 150+				
25-8-0	2-1-0	3-0-0			OVERALL		5-3-0		7-1-0		8-3-0				
13-4-0	0-0-0	0-0-0			HOME		2-1-0		5-0-0		6-3-0				
10-4-0	2-1-0	3-0-0			AWAY		3-2-0		2-1-0		0-0-0				
2-0-0	0-0-0	0-0-0			NEUTRAL		0-0-0		0-0-0		2-0-0				
<hr/>															
14-4-0	2-1-0	0-0-0			NON-CONFERENCE		3-2-0		2-0-0		7-1-0				
9-2-0	0-0-0	0-0-0			HOME		2-1-0		2-0-0		5-1-0				
3-2-0	2-1-0	0-0-			AWAY		1-1-0		0-0-0		0-0-0				
2-0-0	0-0-0	0-0-0			NEUTRAL		0-0-0		0-0-0		2-0-0				
<hr/>															
11-4-0	0-0-0	3-0-0			CONFERENCE		2-1-0		5-1-0		1-2-0				
4-2-0	0-0-0	0-0-0			HOME		0-0-0		3-0-0		1-2-0				
7-2-0	0-0-0	3-0-0			AWAY		2-1-0		2-1-0		0-0-0				
0-0-0	0-0-0	0-0-0			NEUTRAL		0-0-0		0-0-0		0-0-0				
<hr/>															
RPI S	Opponent	Score		RPI S	Opponent	Score		RPI S	Opponent	Score					
1 A	Florida	1	2	48 A	Old Dominion	10	7	61 H	Rutgers	4	5	101 A	Marshall	10	2
17 A	Mississippi St.	10	6	48 A	Old Dominion	11	0	61 H	Rutgers	3	2	101 A	Marshall	6	3
17 A	Mississippi St.	4	0	48 A	Old Dominion	3	1	61 H	Rutgers	9	8	101 A	Marshall	2	7
								93 A	FGCU	2	3	131 H	UAB	5	0
								94 A	UCF	5	0	131 H	UAB	5	3
								99 A	Middle Tenn.	12	1	131 H	UAB	7	3
								99 A	Middle Tenn.	7	2	143 H	Saint Joseph's	4	1
								99 A	Middle Tenn.	6	8	143 H	Saint Joseph's	1	0
												162 H	Georgetown	14	2
												162 H	Georgetown	11	13
												162 H	Georgetown	6	0
												165 H	Charlotte	7	12
												165 H	Charlotte	6	7
												165 H	Charlotte	17	8
												199 N	South Dakota St.	4	2
												199 N	South Dakota St.	11	5
												262 H	LIU Brooklyn	5	1
												262 H	LIU Brooklyn	4	3
												262 H	LIU Brooklyn	17	2
<hr/>															
LAST 15 GAMES															
				101 A Marshall				2	7	48 A Old Dominion				11	0
				101 A Marshall				10	2	48 A Old Dominion				3	1
				101 A Marshall				6	3	48 A Old Dominion				10	7
				165 H Charlotte				6	7						
				165 H Charlotte				17	8						

**Non-Div. I Games:**

Fla. Atlantic



165	H	Charlotte	7	12
94	A	UCF	5	0

F  
l  
a  
.  
A  
t  
l  
a  
n  
t  
i  
c

F  
l  
a  
.  
A  
t  
l  
a  
n  
t  
i  
c



Average RPI Win: 134		WON-LOST	WINNING	LAST 15	STRENGTH OF	OPP. STRENGTH	TEAM	ADJ	CONF.	ADJ CONF.				
Average RPI Loss: 32		RECORD	PCT. RANK	GAMES	SCHEDULE	OF SCHEDULE	RPI	RPI	RPI	RPI				
DIV. I ONLY		24-11-0	.68571	33	8-7-0	52	8	24	.57859	24	2	2		
DIV. I NON-CONF.		16-2-0	.88889	6	3-1-0	105	118	11	.59904	11	1	1		
<hr/>														
TOTALS		RPI 1-25		RPI 26-50		W-L RECORDS		RPI 51-100		RPI 101-150		RPI 150+		
24-11-0		3-6-0		1-2-0		OVERALL		5-2-0		4-1-0		11-0-0		
17-6-0		1-2-0		0-1-0		HOME		5-2-0		1-1-0		10-0-0		
7-5-0		2-4-0		1-1-0		AWAY		0-0-0		3-0-0		1-0-0		
0-0-0		0-0-0		0-0-0		NEUTRAL		0-0-0		0-0-0		0-0-0		
16-2-0		0-0-0		0-1-0		NON-CONFERENCE		4-0-0		4-1-0		8-0-0		
12-2-0		0-0-0		0-1-0		HOME		4-0-0		1-1-0		7-0-0		
4-0-0		0-0-0		0-0-		AWAY		0-0-0		3-0-0		1-0-0		
0-0-0		0-0-0		0-0-0		NEUTRAL		0-0-0		0-0-0		0-0-0		
8-9-0		3-6-0		1-1-0		CONFERENCE		1-2-0		0-0-0		3-0-0		
5-4-0		1-2-0		0-0-0		HOME		1-2-0		0-0-0		3-0-0		
3-5-0		2-4-0		1-1-0		AWAY		0-0-0		0-0-0		0-0-0		
0-0-0		0-0-0		0-0-0		NEUTRAL		0-0-0		0-0-0		0-0-0		
RPI	S	Opponent		Score	RPI	S	Opponent		Score	RPI	S	Opponent		Score
6	H	North Carolina St.		6 15	33	H	Georgia		1 3	52	H	Duke		3 2
6	H	North Carolina St.		3 8	40	A	Pittsburgh		6 3	52	H	Duke		4 10
6	H	North Carolina St.		16 7	40	A	Pittsburgh		6 13	52	H	Duke		13 14
9	A	Florida St.		3 8						78	H	Western Caro.		14 3
9	A	Florida St.		2 8						78	H	Western Caro.		5 4
9	A	Florida St.		9 14						78	H	Western Caro.		4 3
14	A	North Carolina		6 0						79	H	VCU		9 1
14	A	North Carolina		3 2										
14	A	North Carolina		0 8										
<hr/>														
LAST 15 GAMES														
		6 H North Carolina St.		16 7			112 A Mercer		6 5					
		6 H North Carolina St.		6 15			52 H Duke		4 10					
		6 H North Carolina St.		3 8			52 H Duke		13 14					
		33 H Georgia		1 3										
		40 A Pittsburgh		6 13										

Non-Div. I Games:

Georgia Tech



40	A	Pittsburgh	6	3
182	H	Kennesaw St.	4	2



TCU

Tie, Loss, Non-Conf,S Site, H Home, A Away, N Neutral Page 49



190 A Kansas	8	0
190 A Kansas	3	4

T  
C  
U

T  
C  
U



Average RPI Win: 169		WON-LOST RECORD		WINNING PCT. RANK		LAST 15 GAMES		STRENGTH OF SCHEDULE		OPP. STRENGTH OF SCHEDULE		TEAM RPI		ADJ RPI		CONF. RPI		ADJ CONF. RPI	
DIV. I ONLY		23-9-0		.71875 25		12-3-0		67		158		26		.578 26		14		14	
DIV. I NON-CONF.		18-7-0		.72 37		7-1-0		51		154		28		.57742 28		15		15	
TOTALS		RPI 1-25		RPI 26-50		W-L RECORDS		RPI 51-100		RPI 101-150		RPI 150+							
23-9-0		1-2-0		1-1-0		OVERALL		5-4-0		4-2-0		12-0-0							
18-2-0		1-1-0		1-0-0		HOME		4-1-0		1-0-0		11-0-0							
5-7-0		0-1-0		0-1-0		AWAY		1-3-0		3-2-0		1-0-0							
0-0-0		0-0-0		0-0-0		NEUTRAL		0-0-0		0-0-0		0-0-0							
18-7-0		1-2-0		1-1-0		NON-CONFERENCE		5-4-0		1-0-0		10-0-0							
16-2-0		1-1-0		1-0-0		HOME		4-1-0		1-0-0		9-0-0							
2-5-0		0-1-0		0-0-		AWAY		1-3-0		0-0-0		1-0-0							
0-0-0		0-0-0		0-0-0		NEUTRAL		0-0-0		0-0-0		0-0-0							
5-2-0		0-0-0		0-0-0		CONFERENCE		0-0-0		3-2-0		2-0-0							
2-0-0		0-0-0		0-0-0		HOME		0-0-0		0-0-0		2-0-0							
3-2-0		0-0-0		0-0-0		AWAY		0-0-0		3-2-0		0-0-0							
0-0-0		0-0-0		0-0-0		NEUTRAL		0-0-0		0-0-0		0-0-0							
RPI	S	Opponent		Score		RPI	S	Opponent		Score		RPI	S	Opponent		Score			
6	A	North Carolina St.		2	5	29	A	East Carolina		6	9	76	A	North Florida		11	12		
6	H	North Carolina St.		6	4	39	H	UNCG		8	4	76	A	North Florida		1	13		
16	H	Coastal Caro.		4	6							76	A	North Florida		2	3		
												78	H	Western Caro.		15	2		
												79	H	VCU		11	4		
												84	A	High Point		5	1		
												92	H	Penn St.		11	2		
												92	H	Penn St.		5	1		
												92	H	Penn St.		4	5		

Non-Div. I Games:

UNCW



137 A William & Mary	7	4
137 A William & Mary	2	1

U  
N  
C  
W

U  
N  
C  
W



Average RPI Win:	130	WON-LOST RECORD	WINNING PCT. RANK	LAST 15 GAMES	STRENGTH OF SCHEDULE	OPP. STRENGTH OF SCHEDULE	TEAM RPI	ADJ RPI	CONF. RPI	ADJ CONF. RPI		
DIV. I ONLY		22-13-0	.62857	63	9-6-0	33	36	27	.57674	27	5	5
DIV. I NON-CONF.		15-8-0	.65217	59	2-1-0	25	48	29	.57633	29	5	5
<hr/>												
TOTALS	RPI 1-25	RPI 26-50		W-L RECORDS		RPI 51-100		RPI 101-150		RPI 150+		
22-13-0	0-6-0	2-1-0		OVERALL		4-2-0		10-4-0		6-0-0		
10-6-0	0-3-0	2-1-0		HOME		2-2-0		1-0-0		5-0-0		
11-6-0	0-3-0	0-0-0		AWAY		2-0-0		8-3-0		1-0-0		
1-1-0	0-0-0	0-0-0		NEUTRAL		0-0-0		1-1-0		0-0-0		
15-8-0	0-3-0	2-1-0		NON-CONFERENCE		4-2-0		3-2-0		6-0-0		
10-3-0	0-0-0	2-1-0		HOME		2-2-0		1-0-0		5-0-0		
4-4-0	0-3-0	0-0-		AWAY		2-0-0		1-1-0		1-0-0		
1-1-0	0-0-0	0-0-0		NEUTRAL		0-0-0		1-1-0		0-0-0		
7-5-0	0-3-0	0-0-0		CONFERENCE		0-0-0		7-2-0		0-0-0		
0-3-0	0-3-0	0-0-0		HOME		0-0-0		0-0-0		0-0-0		
7-2-0	0-0-0	0-0-0		AWAY		0-0-0		7-2-0		0-0-0		
0-0-0	0-0-0	0-0-0		NEUTRAL		0-0-0		0-0-0		0-0-0		
RPI	S	Opponent	Score	RPI	S	Opponent	Score	RPI	S	Opponent	Score	
11	H	Texas Tech	2 8	28	H	Michigan	6 3	58	A	Dallas Baptist	7 6	
11	H	Texas Tech	1 5	28	H	Michigan	2 4	71	H	Oral Roberts	0 4	
11	H	Texas Tech	5 15	28	H	Michigan	5 4	83	A	Missouri St.	6 5	
14	A	North Carolina	6 7					95	H	Indiana St.	9 2	
14	A	North Carolina	1 2					95	H	Indiana St.	1 0	
14	A	North Carolina	3 4					95	H	Indiana St.	0 2	

Non-Div. I Games:

Oklahoma St.



11	H	Texas Tech	2	8
11	H	Texas Tech	1	5

O  
k  
l  
a  
h  
o  
m  
a  
s  
t  
.

O  
k  
l  
a  
h  
o  
m  
a  
s  
t  
.



M  
i  
c  
h  
i  
g  
a  
n

Michigan



20 H Minnesota	3	5
20 H Minnesota	1	8

M  
i  
c  
h  
i  
g  
a  
n

M  
i  
c  
h  
i  
g  
a  
n



Average RPI Win:	124	WON-LOST RECORD	WINNING PCT. RANK	LAST 15 GAMES	STRENGTH OF SCHEDULE	OPP. STRENGTH OF SCHEDULE	TEAM RPI	ADJ RPI	CONF. RPI	ADJ CONF. RPI		
DIV. I ONLY		23-12-0	.65714	45	10-5-0	48	61	29	.5711	29	7	6
DIV. I NON-CONF.		18-8-0	.69231	48	5-1-0	27	49	24	.57888	24	7	7
<hr/>												
TOTALS	RPI 1-25	RPI 26-50		W-L RECORDS		RPI 51-100		RPI 101-150		RPI 150+		
23-12-0	1-3-0	4-1-0		OVERALL		7-5-0		3-0-0		8-3-0		
15-6-0	0-1-0	2-0-0		HOME		5-3-0		3-0-0		5-2-0		
8-6-0	1-2-0	2-1-0		AWAY		2-2-0		0-0-0		3-1-0		
0-0-0	0-0-0	0-0-0		NEUTRAL		0-0-0		0-0-0		0-0-0		
<hr/>												
18-8-0	1-3-0	4-1-0		NON-CONFERENCE		4-2-0		3-0-0		6-2-0		
13-5-0	0-1-0	2-0-0		HOME		3-2-0		3-0-0		5-2-0		
5-3-0	1-2-0	2-0-		AWAY		1-0-0		0-0-0		1-0-0		
0-0-0	0-0-0	0-0-0		NEUTRAL		0-0-0		0-0-0		0-0-0		
<hr/>												
5-4-0	0-0-0	0-0-0		CONFERENCE		3-3-0		0-0-0		2-1-0		
2-1-0	0-0-0	0-0-0		HOME		2-1-0		0-0-0		0-0-0		
3-3-0	0-0-0	0-0-0		AWAY		1-2-0		0-0-0		2-1-0		
0-0-0	0-0-0	0-0-0		NEUTRAL		0-0-0		0-0-0		0-0-0		
<hr/>												
RPI S	Opponent	Score		RPI S	Opponent	Score		RPI S	Opponent	Score		
14 H	North Carolina	4	17	26 H	UNCW	9	6	52 A	Duke	8	6	
18 A	Rice	1	4	36 A	Virginia	6	1	62 H	Southeastern La.	2	1	
18 A	Rice	10	1	36 A	Virginia	8	5	64 A	Tulane	0	3	
18 A	Rice	2	7	36 A	Virginia	2	4	64 A	Tulane	2	5	
				37 H	Maryland	4	3	64 A	Tulane	7	3	
								67 H	Tennessee	2	5	
								68 H	Houston	3	1	
								68 H	Houston	5	1	
								68 H	Houston	1	6	
								82 H	Jacksonville	6	8	
								82 H	Jacksonville	6	3	
								82 H	Jacksonville	13	0	

Non-Div. I Games:

East Carolina



64	A	Tulane	2	5
201	A	Elon	7	5

E  
a  
s  
t  
C  
a  
r  
o  
l  
i  
n  
a

E  
a  
s  
t  
C  
a  
r  
o  
l  
i  
n  
a



Average RPI Win:		119	WON-LOST RECORD		WINNING PCT. RANK		LAST 15 GAMES		STRENGTH OF SCHEDULE		OPP. STRENGTH OF SCHEDULE		TEAM RPI		ADJ RPI		CONF. RPI		ADJ CONF. RPI				
DIV. I ONLY			21-11-0		.65625 48		10-5-0		92		15		30		.57108 30		3		3				
DIV. I NON-CONF.			12-4-0		.75 29		2-0-0		199		4		39		.5664 39		3		3				
TOTALS		RPI 1-25		RPI 26-50		W-L RECORDS		RPI 51-100		RPI 101-150		RPI 150+											
21-11-0		1-1-0		3-1-0		OVERALL		6-7-0		6-2-0		5-0-0											
12-3-0		1-1-0		3-1-0		HOME		3-1-0		0-0-0		5-0-0											
9-8-0		0-0-0		0-0-0		AWAY		3-6-0		6-2-0		0-0-0											
0-0-0		0-0-0		0-0-0		NEUTRAL		0-0-0		0-0-0		0-0-0											
12-4-0		1-1-0		0-1-0		NON-CONFERENCE		1-2-0		5-0-0		5-0-0											
6-2-0		1-1-0		0-1-0		HOME		0-0-0		0-0-0		5-0-0											
6-2-0		0-0-0		0-0-		AWAY		1-2-0		5-0-0		0-0-0											
0-0-0		0-0-0		0-0-0		NEUTRAL		0-0-0		0-0-0		0-0-0											
9-7-0		0-0-0		3-0-0		CONFERENCE		5-5-0		1-2-0		0-0-0											
6-1-0		0-0-0		3-0-0		HOME		3-1-0		0-0-0		0-0-0											
3-6-0		0-0-0		0-0-0		AWAY		2-4-0		1-2-0		0-0-0											
0-0-0		0-0-0		0-0-0		NEUTRAL		0-0-0		0-0-0		0-0-0											
RPI	S	Opponent		Score		RPI	S	Opponent		Score		RPI	S	Opponent		Score		RPI	S	Opponent		Score	
11	H	Texas Tech		8	11	28	H	Michigan		0	5	52	A	Duke		5	2	108	A	Cal Poly		7	1
11	H	Texas Tech		9	2	44	H	Oregon St.		5	0	52	A	Duke		5	6	110	A	Southern California		5	18
						44	H	Oregon St.		5	3	52	A	Duke		4	5	110	A	Southern California		4	5
						44	H	Oregon St.		6	2	66	H	Stanford		6	8	110	A	Southern California		5	4
												75	A	Oregon		3	4	138	A	Texas		4	3
												75	A	Oregon		5	11	138	A	Texas		4	1
												75	A	Oregon		12	2	138	A	Texas		6	0
												86	H	UCLA		9	1	138	A	Texas		10	7
												86	H	UCLA		5	3	151	H	San Francisco		5	4
												86	H	UCLA		8	2	151	H	San Francisco		7	5
												98	A	Arizona St.		4	6	266	H	Purdue		4	0
												98	A	Arizona St.		8	4	266	H	Purdue		10	0
												98	A	Arizona St.		0	4	266	H	Purdue		15	5
LAST 15 GAMES																							
98 A Arizona St.						0	4	66 H Stanford						6	8								
98 A Arizona St.						8	4	86 H UCLA						5	3								
98 A Arizona St.						4	6	86 H UCLA						8	2								
108 A Cal Poly						7	1																
75 A Oregon						5	11																

**Non-Div. I Games:**

California



75 A Oregon	3	4
75 A Oregon	12	2

C  
a  
l  
i  
f  
o  
r  
n  
i  
a

C  
a  
l  
i  
f  
o  
r  
n  
i  
a



Average RPI Win: 124		WON-LOST	WINNING	LAST 15	STRENGTH OF		OPP. STRENGTH	TEAM	ADJ		CONF.	ADJ CONF.		
Average RPI Loss: 109		RECORD	PCT. RANK	GAMES	SCHEDULE		OF SCHEDULE	RPI	RPI		RPI	RPI		
DIV. I ONLY		21-14-1	.59722	86	7-7-1		19	75	31	.571	31	14	14	
DIV. I NON-CONF.		16-10-1	.61111	85	2-3-1		3	31	13	.5931	13	15	15	
TOTALS		RPI 1-25	RPI 26-50		W-L RECORDS		RPI 51-100		RPI 101-150		RPI 150+			
21-14-1		5-4-1	0-0-0		OVERALL		3-3-0		3-2-0		10-5-0			
15-5-1		3-1-1	0-0-0		HOME		3-3-0		3-1-0		6-0-0			
6-9-0		2-3-0	0-0-0		AWAY		0-0-0		0-1-0		4-5-0			
0-0-0		0-0-0	0-0-0		NEUTRAL		0-0-0		0-0-0		0-0-0			
16-10-1		5-4-1	0-0-0		NON-CONFERENCE		3-3-0		3-2-0		5-1-0			
12-5-1		3-1-1	0-0-0		HOME		3-3-0		3-1-0		3-0-0			
4-5-0		2-3-0	0-0-		AWAY		0-0-0		0-1-0		2-1-0			
0-0-0		0-0-0	0-0-0		NEUTRAL		0-0-0		0-0-0		0-0-0			
5-4-0		0-0-0	0-0-0		CONFERENCE		0-0-0		0-0-0		5-4-0			
3-0-0		0-0-0	0-0-0		HOME		0-0-0		0-0-0		3-0-0			
2-4-0		0-0-0	0-0-0		AWAY		0-0-0		0-0-0		2-4-0			
0-0-0		0-0-0	0-0-0		NEUTRAL		0-0-0		0-0-0		0-0-0			
RPI	S	Opponent	Score		RPI	S	Opponent	Score		RPI	S	Opponent	Score	
5	A	South Carolina	6	5						79	H	VCU	3	4
8	H	UC Santa Barbara	6	6						79	H	VCU	1	2
8	H	UC Santa Barbara	4	7						79	H	VCU	7	4
8	H	UC Santa Barbara	10	3						85	H	Nebraska	13	5
9	A	Florida St.	3	8						85	H	Nebraska	0	4
9	A	Florida St.	2	11						85	H	Nebraska	7	3
9	A	Florida St.	2	1										
16	A	Coastal Caro.	3	5										
16	H	Coastal Caro.	9	4										
16	H	Coastal Caro.	4	2										
					LAST 15 GAMES									
					213	A	Hofstra	7	8	116	H	Ga. Southern	10	13
					213	A	Hofstra	1	3	201	A	Elon	11	6
					213	A	Hofstra	3	4	201	A	Elon	6	2
					16	A	Coastal Caro.	3	5					
					8	H	UC Santa Barbara	6	6					

Non-Div. I Games:

Col. of Charleston



8	H	UC Santa Barbara	10	3
8	H	UC Santa Barbara	4	7

C  
o  
l  
.  
o  
f  
C  
h  
a  
r  
l  
e  
s  
t  
o  
n

C  
o  
l  
.  
o  
f  
C  
h  
a  
r  
l  
e  
s  
t  
o  
n



Average RPI Win: 177		WON-LOST RECORD		WINNING PCT. RANK		LAST 15 GAMES		STRENGTH OF SCHEDULE		OPP. STRENGTH OF SCHEDULE		TEAM RPI		ADJ RPI		CONF. RPI		ADJ CONF. RPI	
DIV. I ONLY		25-7-0		.78125 7		12-3-0		145		149		32		.57019 32		19		19	
DIV. I NON-CONF.		20-6-0		.76923 22		7-2-0		143		102		27		.57754 27		17		17	
TOTALS		RPI 1-25		RPI 26-50		W-L RECORDS		RPI 51-100		RPI 101-150		RPI 150+							
25-7-0		0-0-0		0-0-0		OVERALL		3-5-0		6-2-0		16-0-0							
19-2-0		0-0-0		0-0-0		HOME		3-1-0		6-1-0		10-0-0							
6-5-0		0-0-0		0-0-0		AWAY		0-4-0		0-1-0		6-0-0							
0-0-0		0-0-0		0-0-0		NEUTRAL		0-0-0		0-0-0		0-0-0							
20-6-0		0-0-0		0-0-0		NON-CONFERENCE		3-5-0		4-1-0		13-0-0							
14-1-0		0-0-0		0-0-0		HOME		3-1-0		4-0-0		7-0-0							
6-5-0		0-0-0		0-0-		AWAY		0-4-0		0-1-0		6-0-0							
0-0-0		0-0-0		0-0-0		NEUTRAL		0-0-0		0-0-0		0-0-0							
5-1-0		0-0-0		0-0-0		CONFERENCE		0-0-0		2-1-0		3-0-0							
5-1-0		0-0-0		0-0-0		HOME		0-0-0		2-1-0		3-0-0							
0-0-0		0-0-0		0-0-0		AWAY		0-0-0		0-0-0		0-0-0							
0-0-0		0-0-0		0-0-0		NEUTRAL		0-0-0		0-0-0		0-0-0							
RPI	S	Opponent	Score	RPI	S	Opponent	Score	RPI	S	Opponent	Score	RPI	S	Opponent	Score				
								60	A	Fresno St.	1 2	125	H	Seton Hall	3 1				
								60	A	Fresno St.	1 2	125	H	Seton Hall	4 5				
								60	A	Fresno St.	3 7	125	H	Seton Hall	7 1				
								82	H	Jacksonville	2 1	131	H	UAB	4 3				
								82	H	Jacksonville	3 4	131	H	UAB	3 1				
								82	H	Jacksonville	4 0	131	H	UAB	2 1				
								85	A	Nebraska	2 8	148	A	Kansas St.	2 8				
								85	H	Nebraska	4 3	148	H	Kansas St.	5 4				
												158	H	Stony Brook	4 0				
												158	H	Stony Brook	4 0				
												158	H	Stony Brook	5 4				
												163	A	Stetson	7 5				
												163	A	Stetson	5 1				
												163	A	Stetson	4 1				
												199	H	South Dakota St.	6 5				
												224	H	North Dakota	7 1				
												224	H	North Dakota	7 1				
												224	H	North Dakota	5 0				
												238	A	Murray St.	10 5				
												238	A	Murray St.	9 4				
												238	A	Murray St.	7 2				
				LAST 15 GAMES								277	H	Butler	2 1				
				277	H	Butler	4 3	125	H	Seton Hall	3 1	277	H	Butler	6 4				
				277	H	Butler	6 4	82	H	Jacksonville	2 1	277	H	Butler	4 3				
				277	H	Butler	2 1	82	H	Jacksonville	4 0								
				199	H	South Dakota St.	6 5												
				85	H	Nebraska	4 3												

**Non-Div. I Games:**

Creighton



125 H Seton Hall	4	5
125 H Seton Hall	7	1

C  
r  
e  
i  
g  
h  
t  
o  
n

C  
r  
e  
i  
g  
h  
t  
o  
n



Average RPI Win: 113		WON-LOST RECORD	WINNING PCT. RANK	LAST 15 GAMES	STRENGTH OF SCHEDULE	OPP. STRENGTH OF SCHEDULE	TEAM RPI	ADJ RPI		CONF. RPI	ADJ CONF. RPI												
Average RPI Loss: 52																							
DIV. I ONLY		20-17-0	.54054	123	6-9-0	3	46	33	.56853	33	1	1											
DIV. I NON-CONF.		14-8-0	.63636	68	1-2-0	23	164	59	.55163	59	2	2											
<hr/>																							
TOTALS		RPI 1-25		RPI 26-50		W-L RECORDS		RPI 51-100		RPI 101-150		RPI 150+											
20-17-0		5-10-0		2-1-0		OVERALL		2-2-0		4-2-0		7-2-0											
15-11-0		3-5-0		2-1-0		HOME		2-2-0		3-2-0		5-1-0											
5-6-0		2-5-0		0-0-0		AWAY		0-0-0		1-0-0		2-1-0											
0-0-0		0-0-0		0-0-0		NEUTRAL		0-0-0		0-0-0		0-0-0											
14-8-0		1-2-0		0-0-0		NON-CONFERENCE		2-2-0		4-2-0		7-2-0											
10-7-0		0-2-0		0-0-0		HOME		2-2-0		3-2-0		5-1-0											
4-1-0		1-0-0		0-0-		AWAY		0-0-0		1-0-0		2-1-0											
0-0-0		0-0-0		0-0-0		NEUTRAL		0-0-0		0-0-0		0-0-0											
6-9-0		4-8-0		2-1-0		CONFERENCE		0-0-0		0-0-0		0-0-0											
5-4-0		3-3-0		2-1-0		HOME		0-0-0		0-0-0		0-0-0											
1-5-0		1-5-0		0-0-0		AWAY		0-0-0		0-0-0		0-0-0											
0-0-0		0-0-0		0-0-0		NEUTRAL		0-0-0		0-0-0		0-0-0											
RPI	S	Opponent		Score		RPI	S	Opponent		Score		RPI	S	Opponent		Score							
4	A	Texas A&M		2 10		45	H	Alabama		7 10		63	H	Wright St.		4 3							
4	A	Texas A&M		1 15		45	H	Alabama		12 4		63	H	Wright St.		5 1							
4	A	Texas A&M		0 5		45	H	Alabama		7 1		63	H	Wright St.		1 3							
5	H	South Carolina		13 4								80	H	Western Ky.		7 8							
5	H	South Carolina		1 3																			
5	H	South Carolina		5 3																			
10	H	Clemson		6 11																			
17	A	Mississippi St.		1 3																			
17	A	Mississippi St.		2 9																			
17	A	Mississippi St.		11 8																			
21	H	South Ala.		1 3																			
22	H	Kentucky		6 14																			
22	H	Kentucky		4 11																			
22	H	Kentucky		5 2																			
24	A	Georgia Tech		3 1																			
<hr/>																							
LAST 15 GAMES																							
5 H South Carolina						5 3						10 H Clemson						6 11					
5 H South Carolina						13 4						45 H Alabama						12 4					
5 H South Carolina						1 3						45 H Alabama						7 1					
24 A Georgia Tech						3 1																	
4 A Texas A&M						2 10																	
<hr/>																							

Non-Div. I Games:

Georgia



4	A	Texas	A&M	1	15
4	A	Texas	A&M	0	5

G  
e  
o  
r  
g  
i  
a

G  
e  
o  
r  
g  
i  
a



Average RPI Win:	108	WON-LOST RECORD	WINNING PCT. RANK	LAST 15 GAMES	STRENGTH OF SCHEDULE	OPP. STRENGTH OF SCHEDULE	TEAM RPI	ADJ RPI	CONF. RPI	ADJ CONF. RPI
DIV. I ONLY		18-17-0	.51429 139	8-7-0	5	76	34	.56829 34	11	11
DIV. I NON-CONF.		9-8-0	.52941 137	2-1-0	8	57	35	.57043 35	9	9
TOTALS	RPI 1-25	RPI 26-50	W-L RECORDS	RPI 51-100	RPI 101-150	RPI 150+				
18-17-0	0-6-0	1-0-0	OVERALL	8-9-0	7-2-0	2-0-0				
10-6-0	0-1-0	0-0-0	HOME	3-3-0	6-2-0	1-0-0				
6-11-0	0-5-0	0-0-0	AWAY	5-6-0	1-0-0	0-0-0				
2-0-0	0-0-0	1-0-0	NEUTRAL	0-0-0	0-0-0	1-0-0				
9-8-0	0-6-0	1-0-0	NON-CONFERENCE	1-1-0	5-1-0	2-0-0				
5-2-0	0-1-0	0-0-0	HOME	0-0-0	4-1-0	1-0-0				
2-6-0	0-5-0	0-0-	AWAY	1-1-0	1-0-0	0-0-0				
2-0-0	0-0-0	1-0-0	NEUTRAL	0-0-0	0-0-0	1-0-0				
9-9-0	0-0-0	0-0-0	CONFERENCE	7-8-0	2-1-0	0-0-0				
5-4-0	0-0-0	0-0-0	HOME	3-3-0	2-1-0	0-0-0				
4-5-0	0-0-0	0-0-0	AWAY	4-5-0	0-0-0	0-0-0				
0-0-0	0-0-0	0-0-0	NEUTRAL	0-0-0	0-0-0	0-0-0				
RPI S Opponent Score	RPI S Opponent Score	RPI S Opponent Score	RPI S Opponent Score	RPI S Opponent Score	RPI S Opponent Score	RPI S Opponent Score				
4 A Texas A&M 6 7	35 N St. Mary's (CA) 9 3	51 H Lamar 2 0	114 A La.-Monroe 6 2	15 A La.-Lafayette 0 4	51 H Lamar 5 6	114 H La.-Monroe 11 2				
15 H La.-Lafayette 1 10		51 H Lamar 5 1	127 H SFA 4 2	19 A Southern Miss. 5 15	53 A Arizona 6 4	127 H SFA 10 3				
19 A Southern Miss. 6 8		53 A Arizona 1 4	127 H SFA 1 4	19 A Southern Miss. 5 8	57 A New Orleans 5 6	127 H SFA 2 4				
		57 A New Orleans 4 5	149 H Alabama St. 8 4		57 A New Orleans 6 1	149 H Alabama St. 1 0				
		59 A McNeese St. 1 2	149 H Alabama St. 4 2		59 A McNeese St. 7 1	242 H Grambling 2 1				
		59 A McNeese St. 8 7	260 N CSU Bakersfield 9 7		59 A McNeese St. 1 2					
		62 H Southeastern La. 1 2			62 H Southeastern La. 5 8					
		62 H Southeastern La. 3 2			62 H Southeastern La. 3 2					
		89 A Sam Houston St. 1 2			89 A Sam Houston St. 1 2					
		89 A Sam Houston St. 7 5								
LAST 15 GAMES										
		57 A New Orleans 4 5	59 A McNeese St. 8 7							
		57 A New Orleans 5 6	59 A McNeese St. 7 1							
		57 A New Orleans 6 1	59 A McNeese St. 1 2							
		62 H Southeastern La. 3 2								
		62 H Southeastern La. 5 8								

**Non-Div. I Games:**

Northwestern St.



62	H	Southeastern La.	1	2
15	A	La.-Lafayette	0	4

N  
o  
r  
t  
h  
w  
e  
s  
t  
e  
r  
n  
S  
t  
.

N  
o  
r  
t  
h  
w  
e  
s  
t  
e  
r  
n  
S  
t  
.



Average RPI Win:		129	WON-LOST RECORD		WINNING PCT. RANK		LAST 15 GAMES		STRENGTH OF SCHEDULE		OPP. STRENGTH OF SCHEDULE		TEAM RPI		ADJ RPI		CONF. RPI		ADJ CONF. RPI	
DIV. I ONLY			20-12-0		.625 68		10-5-0		49		95		35		.56786 35		8		8	
DIV. I NON-CONF.			10-7-0		.58824 97		1-1-0		98		58		85		.53878 85		8		8	
TOTALS		RPI 1-25		RPI 26-50		W-L RECORDS		RPI 51-100		RPI 101-150		RPI 150+								
20-12-0		1-0-0		4-3-0		OVERALL		2-5-0		6-1-0		7-3-0								
9-4-0		0-0-0		4-2-0		HOME		0-1-0		5-1-0		0-0-0								
8-6-0		1-0-0		0-0-0		AWAY		2-3-0		1-0-0		4-3-0								
3-2-0		0-0-0		0-1-0		NEUTRAL		0-1-0		0-0-0		3-0-0								
10-7-0		1-0-0		0-1-0		NON-CONFERENCE		0-4-0		6-1-0		3-1-0								
5-2-0		0-0-0		0-0-0		HOME		0-1-0		5-1-0		0-0-0								
2-3-0		1-0-0		0-0-		AWAY		0-2-0		1-0-0		0-1-0								
3-2-0		0-0-0		0-1-0		NEUTRAL		0-1-0		0-0-0		3-0-0								
10-5-0		0-0-0		4-2-0		CONFERENCE		2-1-0		0-0-0		4-2-0								
4-2-0		0-0-0		4-2-0		HOME		0-0-0		0-0-0		0-0-0								
6-3-0		0-0-0		0-0-0		AWAY		2-1-0		0-0-0		4-2-0								
0-0-0		0-0-0		0-0-0		NEUTRAL		0-0-0		0-0-0		0-0-0								
RPI	S	Opponent		Score		RPI	S	Opponent		Score		RPI	S	Opponent		Score				
8	A	UC Santa Barbara		7 4		34	N	Northwestern St.		3 9		53	A	Arizona		5 11				
						38	H	BYU		7 4		60	H	Fresno St.		4 6				
						38	H	BYU		5 4		66	A	Stanford		1 9				
						38	H	BYU		4 5		67	N	Tennessee		3 6				
						43	H	Gonzaga		6 5		88	A	San Diego		9 1				
						43	H	Gonzaga		2 0		88	A	San Diego		0 4				
						43	H	Gonzaga		1 7		88	A	San Diego		9 0				
LAST 15 GAMES																				
						38	H	BYU		4 5		157	A	Santa Clara		9 13				
						38	H	BYU		7 4		157	A	Santa Clara		1 0				
						38	H	BYU		5 4		157	A	Santa Clara		7 5				
						184	A	Pacific		2 6										
						184	A	Pacific		9 4										



184	A	Pacific	14	2
142	A	Nevada	8	5

S  
t  
.  
M  
a  
r  
y  
'  
s  
(  
C  
A  
)

S  
t  
.  
M  
a  
r  
y  
'  
s  
(  
C  
A  
)



Average RPI Win: 128		WON-LOST RECORD		WINNING PCT. RANK		LAST 15 GAMES		STRENGTH OF SCHEDULE		OPP. STRENGTH OF SCHEDULE		TEAM RPI		ADJ RPI		CONF. RPI		ADJ CONF. RPI					
DIV. I ONLY		23-15-0		.60526 83		6-9-0		17		32		36		.56729 36		2		2					
DIV. I NON-CONF.		14-6-0		.7 42		2-2-0		103		183		84		.53911 84		1		1					
TOTALS		RPI 1-25		RPI 26-50		W-L RECORDS		RPI 51-100		RPI 101-150		RPI 150+											
23-15-0		4-6-0		3-4-0		OVERALL		3-4-0		3-0-0		10-1-0											
17-8-0		3-3-0		3-4-0		HOME		0-0-0		2-0-0		9-1-0											
4-7-0		1-3-0		0-0-0		AWAY		3-4-0		0-0-0		0-0-0											
2-0-0		0-0-0		0-0-0		NEUTRAL		0-0-0		1-0-0		1-0-0											
14-6-0		0-1-0		1-3-0		NON-CONFERENCE		0-1-0		3-0-0		10-1-0											
12-4-0		0-0-0		1-3-0		HOME		0-0-0		2-0-0		9-1-0											
0-2-0		0-1-0		0-0-		AWAY		0-1-0		0-0-0		0-0-0											
2-0-0		0-0-0		0-0-0		NEUTRAL		0-0-0		1-0-0		1-0-0											
9-9-0		4-5-0		2-1-0		CONFERENCE		3-3-0		0-0-0		0-0-0											
5-4-0		3-3-0		2-1-0		HOME		0-0-0		0-0-0		0-0-0											
4-5-0		1-2-0		0-0-0		AWAY		3-3-0		0-0-0		0-0-0											
0-0-0		0-0-0		0-0-0		NEUTRAL		0-0-0		0-0-0		0-0-0											
RPI	S	Opponent		Score		RPI	S	Opponent		Score		RPI	S	Opponent		Score							
3	A	Louisville		0	15	29	H	East Carolina		1	6	52	A	Duke		6	0	103	N	Kent St.		8	6
3	A	Louisville		6	3	29	H	East Carolina		5	8	52	A	Duke		7	6	126	H	Longwood		9	4
3	A	Louisville		4	11	29	H	East Carolina		4	2	52	A	Duke		0	3	137	H	William & Mary		16	8
6	H	North Carolina St.		7	8	48	H	Old Dominion		4	5	79	A	VCU		5	7	175	H	Monmouth		4	6
6	H	North Carolina St.		2	5	49	H	Wake Forest		8	9	81	A	Boston College		3	0	175	H	Monmouth		11	10
6	H	North Carolina St.		5	3	49	H	Wake Forest		6	4	81	A	Boston College		2	3	175	H	Monmouth		4	2
14	H	North Carolina		1	8	49	H	Wake Forest		4	0	81	A	Boston College		4	5	191	H	James Madison		15	6
14	H	North Carolina		7	4													210	H	George Washington		15	3
14	H	North Carolina		15	9													233	H	VMI		18	1
16	A	Coastal Caro.		4	5													246	H	Wagner		6	2
																		246	H	Wagner		20	7
																		247	N	Appalachian St.		8	0
																		254	H	Towson		4	3
																		254	H	Towson		10	8



81 A Boston College	2	3
81 A Boston College	3	0

V  
i  
r  
g  
i  
n  
i  
a

V  
i  
r  
g  
i  
n  
i  
a



Average RPI Win: 86		WON-LOST	WINNING	LAST 15	STRENGTH OF		OPP. STRENGTH	TEAM	ADJ		CONF.	ADJ CONF.
Average RPI Loss: 88		RECORD	PCT. RANK	GAMES	SCHEDULE		OF SCHEDULE	RPI	RPI		RPI	RPI
DIV. I ONLY		19-17-0	.52778	130	1-0-0		10	90	37		.56721	37
DIV. I NON-CONF.		14-13-0	.51852	146	1-0-0		7	87	46		.5614	46
TOTALS		RPI 1-25	RPI 26-50		W-L RECORDS		RPI 51-100		RPI 101-150		RPI 150+	
19-17-0		1-2-0	5-5-0		OVERALL		6-4-0		6-3-0		1-3-0	
11-5-0		0-0-0	2-1-0		HOME		2-2-0		6-1-0		1-1-0	
6-11-0		1-2-0	3-4-0		AWAY		2-2-0		0-2-0		0-1-0	
2-1-0		0-0-0	0-0-0		NEUTRAL		2-0-0		0-0-0		0-1-0	
14-13-0		0-0-0	5-5-0		NON-CONFERENCE		5-2-0		3-3-0		1-3-0	
8-5-0		0-0-0	2-1-0		HOME		2-2-0		3-1-0		1-1-0	
4-7-0		0-0-0	3-0-		AWAY		1-0-0		0-2-0		0-1-0	
2-1-0		0-0-0	0-0-0		NEUTRAL		2-0-0		0-0-0		0-1-0	
5-4-0		1-2-0	0-0-0		CONFERENCE		1-2-0		3-0-0		0-0-0	
3-0-0		0-0-0	0-0-0		HOME		0-0-0		3-0-0		0-0-0	
2-4-0		1-2-0	0-0-0		AWAY		1-2-0		0-0-0		0-0-0	
0-0-0		0-0-0	0-0-0		NEUTRAL		0-0-0		0-0-0		0-0-0	
RPI S	Opponent	Score	RPI S	Opponent	Score	RPI S	Opponent	Score	RPI S	Opponent	Score	
20 A	Minnesota	5 9	29 A	East Carolina	3 4	62 N	Southeastern La.	8 1	101 A	UC Irvine	5 9	
20 A	Minnesota	4 6	42 H	Bryant	5 3	67 N	Tennessee	10 9	115 H	Ohio St.	5 4	
20 A	Minnesota	4 2	42 H	Bryant	8 6	79 A	VCU	7 1	115 H	Ohio St.	2 1	
			42 H	Bryant	0 2	79 H	VCU	8 1	115 H	Ohio St.	3 0	
			45 A	Alabama	1 3	84 H	High Point	3 4	124 A	Liberty	4 5	
			45 A	Alabama	1 5	84 H	High Point	13 5	124 H	Liberty	10 9	
			45 A	Alabama	9 5	84 H	High Point	2 7	133 H	Rhode Island	1 0	
			47 A	Cal St. Fullerton	1 0	100 A	Iowa	1 4	133 H	Rhode Island	1 2	
			47 A	Cal St. Fullerton	2 3	100 A	Iowa	1 8	133 H	Rhode Island	13 10	
			47 A	Cal St. Fullerton	8 4	100 A	Iowa	4 1	154 A	Delaware	7 12	
									154 N	Delaware	8 10	
									191 H	James Madison	5 2	
									210 H	George Washington	10 19	
LAST 15 GAMES												
79 A	VCU	7 1	191 H	James Madison	5 2							
20 A	Minnesota	4 6	124 A	Liberty	4 5							
20 A	Minnesota	4 2	84 H	High Point	3 4							
20 A	Minnesota	5 9										
115 H	Ohio St.	5 4										

Non-Div. I Games:

Maryland



115 H Ohio St.	2	1
115 H Ohio St.	3	0

M  
a  
r  
y  
l  
a  
n  
d

M  
a  
r  
y  
l  
a  
n  
d



BYU

BYU



88 H San Diego	13	1
88 H San Diego	12	2

B  
Y  
U

B  
Y  
U



UNCG

Average RPI Win: 174		WON-LOST RECORD		WINNING PCT. RANK		LAST 15 GAMES		STRENGTH OF SCHEDULE		OPP. STRENGTH OF SCHEDULE		TEAM RPI		ADJ RPI		CONF. RPI		ADJ CONF. RPI											
DIV. I ONLY		28-10-0		.73684 17		11-4-0		159		128		39		.56417 39		15		15											
DIV. I NON-CONF.		21-8-0		.72414 35		4-2-0		116		113		37		.56869 37		16		16											
TOTALS		RPI 1-25		RPI 26-50		W-L RECORDS		RPI 51-100		RPI 101-150		RPI 150+																	
28-10-0		1-2-0		1-2-0		OVERALL		4-2-0		0-0-0		22-4-0																	
19-1-0		0-0-0		1-0-0		HOME		1-0-0		0-0-0		17-1-0																	
7-8-0		1-2-0		0-2-0		AWAY		1-2-0		0-0-0		5-2-0																	
2-1-0		0-0-0		0-0-0		NEUTRAL		2-0-0		0-0-0		0-1-0																	
21-8-0		1-2-0		1-2-0		NON-CONFERENCE		4-2-0		0-0-0		15-2-0																	
16-1-0		0-0-0		1-0-0		HOME		1-0-0		0-0-0		14-1-0																	
3-6-0		1-2-0		0-0-		AWAY		1-2-0		0-0-0		1-0-0																	
2-1-0		0-0-0		0-0-0		NEUTRAL		2-0-0		0-0-0		0-1-0																	
7-2-0		0-0-0		0-0-0		CONFERENCE		0-0-0		0-0-0		7-2-0																	
3-0-0		0-0-0		0-0-0		HOME		0-0-0		0-0-0		3-0-0																	
4-2-0		0-0-0		0-0-0		AWAY		0-0-0		0-0-0		4-2-0																	
0-0-0		0-0-0		0-0-0		NEUTRAL		0-0-0		0-0-0		0-0-0																	
RPI S	Opponent			Score		RPI S	Opponent			Score		RPI S	Opponent			Score													
6 A	North Carolina St.			4	8	26 A	UNCW			4	8	52 A	Duke			4	7	153 H	Binghamton										
16 A	Coastal Caro.			4	7	49 A	Wake Forest			4	6	84 A	High Point			9	3	153 H	Binghamton										
16 A	Coastal Caro.			4	2	49 H	Wake Forest			18	3	84 A	High Point			5	15	153 H	Binghamton										
												84 H	High Point			13	5	162 H	Georgetown										
												96 N	Illinois			20	9	162 H	Georgetown										
												96 N	Illinois			5	4	162 H	Georgetown										
													167 A Furman			18	11												
													167 A Furman			14	0												
													167 A Furman			7	9												
													183 A Campbell			8	2												
													186 H Marist			16	3												
													186 H Marist			8	6												
													186 H Marist			16	4												
													201 H Elon			7	3												
													218 A The Citadel			5	7												
													218 A The Citadel			7	4												
													218 A The Citadel			14	1												
													233 H VMI			10	4												
													233 H VMI			11	6												
													233 H VMI			6	1												
													252 H Army West Point			4	6												
													252 H Army West Point			16	2												
													252 H Army West Point			10	6												
													290 H N.C. A&T			6	2												
													290 N N.C. A&T			8	9												
													294 H UMES			8	2												
						LAST 15 GAMES																							
						167 A Furman						14 0						218 A The Citadel						14 1					
						167 A Furman						18 11						52 A Duke						4 7					
						167 A Furman						7 9						233 H VMI						6 1					
						49 H Wake Forest						18 3																	
						49 A Wake Forest						4 6																	

Non-Div. I Games:

UNCG



218 A The Citadel	7	4
218 A The Citadel	5	7

U  
N  
C  
G

U  
N  
C  
G



Average RPI Win: 132		WON-LOST RECORD		WINNING PCT. RANK		LAST 15 GAMES		STRENGTH OF SCHEDULE		OPP. STRENGTH OF SCHEDULE		TEAM RPI		ADJ RPI		CONF. RPI		ADJ CONF. RPI	
DIV. I ONLY		17-14-0		.54839 116		9-6-0		43		33		40		.56377 40		2		2	
DIV. I NON-CONF.		9-5-0		.64286 63		2-1-0		130		199		44		.56306 44		1		1	
TOTALS		RPI 1-25		RPI 26-50		W-L RECORDS		RPI 51-100		RPI 101-150		RPI 150+							
17-14-0		4-7-0		0-0-0		OVERALL		2-5-0		3-1-0		8-1-0							
5-4-0		2-3-0		0-0-0		HOME		2-1-0		1-0-0		0-0-0							
9-9-0		2-4-0		0-0-0		AWAY		0-4-0		2-0-0		5-1-0							
3-1-0		0-0-0		0-0-0		NEUTRAL		0-0-0		0-1-0		3-0-0							
9-5-0		0-0-0		0-0-0		NON-CONFERENCE		0-4-0		3-1-0		6-0-0							
1-0-0		0-0-0		0-0-0		HOME		0-0-0		1-0-0		0-0-0							
5-4-0		0-0-0		0-0-		AWAY		0-4-0		2-0-0		3-0-0							
3-1-0		0-0-0		0-0-0		NEUTRAL		0-0-0		0-1-0		3-0-0							
8-9-0		4-7-0		0-0-0		CONFERENCE		2-1-0		0-0-0		2-1-0							
4-4-0		2-3-0		0-0-0		HOME		2-1-0		0-0-0		0-0-0							
4-5-0		2-4-0		0-0-0		AWAY		0-0-0		0-0-0		2-1-0							
0-0-0		0-0-0		0-0-0		NEUTRAL		0-0-0		0-0-0		0-0-0							
RPI	S	Opponent		Score		RPI	S	Opponent		Score		RPI	S	Opponent		Score			
9	H	Florida St.		5 2								57	A	New Orleans		9 4			
9	H	Florida St.		2 10								57	A	New Orleans		13 5			
9	H	Florida St.		4 17								57	A	New Orleans		4 1			
10	A	Clemson		3 4								81	H	Boston College		8 11			
10	A	Clemson		6 14								81	H	Boston College		4 5			
10	A	Clemson		15 5								81	H	Boston College		6 5			
14	A	North Carolina		5 0								92	A	Penn St.		8 3			
14	A	North Carolina		0 4												5 4			
14	A	North Carolina		2 14												19 10			
24	H	Georgia Tech		3 6												7 2			
24	H	Georgia Tech		13 6												14 6			
																16 6			
																18 5			

Non-Div. I Games:

Pittsburgh



24	H	Georgia Tech	3	6
92	A	Penn St.	0	7

P  
i  
t  
t  
s  
b  
u  
r  
g  
h

P  
i  
t  
t  
s  
b  
u  
r  
g  
h



Average RPI Win: 142		WON-LOST	WINNING	LAST 15	STRENGTH OF		OPP. STRENGTH	TEAM	ADJ		CONF.	ADJ CONF.
Average RPI Loss: 68		RECORD	PCT. RANK	GAMES	SCHEDULE		OF SCHEDULE	RPI	RPI		RPI	RPI
DIV. I ONLY		21-12-0	.63636	57	13-2-0		84	50	41		2	2
DIV. I NON-CONF.		12-5-0	.70588	39	5-0-0		249	182	114		1	1
TOTALS		RPI 1-25	RPI 26-50		W-L RECORDS		RPI 51-100		RPI 101-150		RPI 150+	
21-12-0		1-6-0	4-2-0		OVERALL		5-0-0		0-1-0		11-3-0	
11-2-0		0-1-0	3-1-0		HOME		5-0-0		0-0-0		3-0-0	
5-7-0		1-5-0	0-0-0		AWAY		0-0-0		0-0-0		4-2-0	
5-3-0		0-0-0	1-1-0		NEUTRAL		0-0-0		0-1-0		4-1-0	
12-5-0		0-0-0	2-1-0		NON-CONFERENCE		2-0-0		0-1-0		8-3-0	
6-0-0		0-0-0	1-0-0		HOME		2-0-0		0-0-0		3-0-0	
1-2-0		0-0-0	0-0-		AWAY		0-0-0		0-0-0		1-2-0	
5-3-0		0-0-0	1-1-0		NEUTRAL		0-0-0		0-1-0		4-1-0	
9-7-0		1-6-0	2-1-0		CONFERENCE		3-0-0		0-0-0		3-0-0	
5-2-0		0-1-0	2-1-0		HOME		3-0-0		0-0-0		0-0-0	
4-5-0		1-5-0	0-0-0		AWAY		0-0-0		0-0-0		3-0-0	
0-0-0		0-0-0	0-0-0		NEUTRAL		0-0-0		0-0-0		0-0-0	
RPI S	Opponent	Score	RPI S	Opponent	Score	RPI S	Opponent	Score	RPI S	Opponent	Score	
2 H	Miami (FL)	2 10	28 H	Michigan	9 5	75 H	Oregon	6 3	135 N	Bradley	3 4	
3 A	Louisville	3 4	43 N	Gonzaga	7 6	81 H	Boston College	4 1	157 A	Santa Clara	5 0	
3 A	Louisville	2 8	45 N	Alabama	0 4	81 H	Boston College	11 9	157 A	Santa Clara	0 2	
3 A	Louisville	0 1	49 H	Wake Forest	10 2	81 H	Boston College	4 1	157 A	Santa Clara	2 4	
6 A	North Carolina St.	6 16	49 H	Wake Forest	13 15	87 H	Valparaiso	3 1	185 A	Virginia Tech	5 2	
6 A	North Carolina St.	8 4	49 H	Wake Forest	6 5				185 A	Virginia Tech	6 2	
6 A	North Carolina St.	1 9							185 A	Virginia Tech	16 4	
									187 H	Ill.-Chicago	9 5	
									195 N	Niagara	5 4	
									223 H	Toledo	10 3	
									248 N	Brown	7 6	
									249 N	Bucknell	5 6	
									263 N	Incarnate Word	13 2	
									286 H	Chicago St.	6 3	
									289 N	Texas Southern	6 5	
LAST 15 GAMES												
			81 H	Boston College	11 9	49 H	Wake Forest	10 2				
			81 H	Boston College	4 1	49 H	Wake Forest	13 15				
			81 H	Boston College	4 1	49 H	Wake Forest	6 5				
			286 H	Chicago St.	6 3							
			2 H	Miami (FL)	2 10							

Non-Div. I Games:

Notre Dame



87	H	Valparaiso	3	1
28	H	Michigan	9	5

N  
o  
t  
r  
e  
D  
a  
m  
e

N  
o  
t  
r  
e  
D  
a  
m  
e



Average RPI Win: 209		WON-LOST RECORD	WINNING PCT. RANK	LAST 15 GAMES	STRENGTH OF SCHEDULE	OPP. STRENGTH OF SCHEDULE	TEAM RPI	ADJ RPI	CONF. RPI	ADJ CONF. RPI																									
Average RPI Loss: 110																																			
DIV. I ONLY		24-7-0	.77419	10	12-3-0	193	213	42	.56133	42	28	28																							
DIV. I NON-CONF.		11-6-0	.64706	61	1-2-0	160	85	54	.55595	54	28	28																							
<hr/>																																			
TOTALS		RPI 1-25		RPI 26-50		W-L RECORDS		RPI 51-100		RPI 101-150		RPI 150+																							
24-7-0		1-1-0		1-2-0		OVERALL		1-2-0		1-0-0		20-2-0																							
6-1-0		0-0-0		0-0-0		HOME		0-1-0		0-0-0		6-0-0																							
13-5-0		0-0-0		1-2-0		AWAY		0-1-0		1-0-0		11-2-0																							
5-1-0		1-1-0		0-0-0		NEUTRAL		1-0-0		0-0-0		3-0-0																							
<hr/>																																			
11-6-0		1-1-0		1-2-0		NON-CONFERENCE		1-2-0		1-0-0		7-1-0																							
0-1-0		0-0-0		0-0-0		HOME		0-1-0		0-0-0		0-0-0																							
6-4-0		0-0-0		1-0-		AWAY		0-1-0		1-0-0		4-1-0																							
5-1-0		1-1-0		0-0-0		NEUTRAL		1-0-0		0-0-0		3-0-0																							
<hr/>																																			
13-1-0		0-0-0		0-0-0		CONFERENCE		0-0-0		0-0-0		13-1-0																							
6-0-0		0-0-0		0-0-0		HOME		0-0-0		0-0-0		6-0-0																							
7-1-0		0-0-0		0-0-0		AWAY		0-0-0		0-0-0		7-1-0																							
0-0-0		0-0-0		0-0-0		NEUTRAL		0-0-0		0-0-0		0-0-0																							
<hr/>																																			
RPI	S	Opponent		Score		RPI	S	Opponent		Score		RPI	S	Opponent		Score																			
8	N	UC Santa Barbara		2	16	37	A	Maryland		3	5	65	A	UConn		3	6																		
22	N	Kentucky		7	4	37	A	Maryland		6	8	74	H	Hartford		8	9																		
						37	A	Maryland		2	0	92	N	Penn St.		3	1																		
														133	A	Rhode Island		6	5																
														154	A	Delaware		16	5																
														175	N	Monmouth		8	4																
														175	N	Monmouth		8	5																
														189	A	San Diego St.		10	2																
														227	A	Central Conn. St.		5	4																
														227	A	Central Conn. St.		7	0																
														227	A	Central Conn. St.		8	1																
														227	A	Central Conn. St.		6	1																
														246	H	Wagner		5	1																
														246	H	Wagner		3	2																
														246	H	Wagner		10	4																
														246	H	Wagner		7	0																
														252	N	Army West Point		6	1																
														262	H	LIU Brooklyn		3	1																
														262	H	LIU Brooklyn		5	1																
														267	A	Fairleigh Dickinson		19	1																
														267	A	Fairleigh Dickinson		11	9																
														267	A	Fairleigh Dickinson		3	10																
														267	A	Fairleigh Dickinson		6	2																
														285	A	George Mason		12	2																
														285	A	George Mason		7	0																
														285	A	George Mason		2	3																
<hr/>																																			
LAST 15 GAMES																																			
246 H Wagner						5						1						267 A Fairleigh Dickinson						3						10					
246 H Wagner						3						2						267 A Fairleigh Dickinson						6						2					
246 H Wagner						10						4						133 A Rhode Island						6						5					
246 H Wagner						7						0																							
65 A UConn						3						6																							

Non-Div. I Games:

Bryant



267 A Fairleigh Dickinson	19	1
267 A Fairleigh Dickinson	11	9

B  
r  
y  
a  
n  
t

B  
r  
y  
a  
n  
t



[illegible]

**Non-Div. I Games:**

Gonzaga



200	H	Portland	18	1
155	H	Washington St.	8	0

G  
o  
n  
z  
a  
g  
a

G  
o  
n  
z  
a  
g  
a



Average RPI Win: 131		WON-LOST RECORD		WINNING PCT. RANK		LAST 15 GAMES		STRENGTH OF SCHEDULE		OPP. STRENGTH OF SCHEDULE		TEAM RPI		ADJ RPI		CONF. RPI		ADJ CONF. RPI	
DIV. I ONLY		23-9-0		.71875 25		8-7-0		164		26		44		.55966 44		3		3	
DIV. I NON-CONF.		16-3-0		.84211 11		5-1-0		250		25		49		.56054 49		3		3	
TOTALS		RPI 1-25		RPI 26-50		W-L RECORDS		RPI 51-100		RPI 101-150		RPI 150+							
23-9-0		1-0-0		0-3-0		OVERALL		7-1-0		5-0-0		10-5-0							
10-3-0		0-0-0		0-0-0		HOME		5-1-0		0-0-0		5-2-0							
4-5-0		0-0-0		0-3-0		AWAY		2-0-0		0-0-0		2-2-0							
9-1-0		1-0-0		0-0-0		NEUTRAL		0-0-0		5-0-0		3-1-0							
16-3-0		1-0-0		0-0-0		NON-CONFERENCE		2-0-0		4-0-0		9-3-0							
5-2-0		0-0-0		0-0-0		HOME		0-0-0		0-0-0		5-2-0							
3-0-0		0-0-0		0-0-		AWAY		2-0-0		0-0-0		1-0-0							
8-1-0		1-0-0		0-0-0		NEUTRAL		0-0-0		4-0-0		3-1-0							
7-6-0		0-0-0		0-3-0		CONFERENCE		5-1-0		1-0-0		1-2-0							
5-1-0		0-0-0		0-0-0		HOME		5-1-0		0-0-0		0-0-0							
1-5-0		0-0-0		0-3-0		AWAY		0-0-0		0-0-0		1-2-0							
1-0-0		0-0-0		0-0-0		NEUTRAL		0-0-0		1-0-0		0-0-0							
RPI S	Opponent	Score		RPI S	Opponent	Score		RPI S	Opponent	Score		RPI S	Opponent	Score					
20 N	Minnesota	8	7	30 A	California	2	6	55 H	Washington	5	4	123 N	Utah	10	2				
				30 A	California	3	5	55 H	Washington	10	1	129 N	Ball St.	7	6				
				30 A	California	0	5	55 H	Washington	2	3	137 N	William & Mary	12	3				
								88 A	San Diego	7	2	148 N	Kansas St.	7	5				
								88 A	San Diego	5	2	148 N	Kansas St.	14	0				
								98 H	Arizona St.	7	3	151 H	San Francisco	0	5				
								98 H	Arizona St.	3	2	151 H	San Francisco	4	0				
								98 H	Arizona St.	12	2	151 H	San Francisco	8	5				
												155 A	Washington St.	5	7				
												155 A	Washington St.	3	8				
												155 A	Washington St.	12	3				
												159 N	Utah Valley	9	12				
												168 H	Central Ark.	7	1				
												168 H	Central Ark.	6	2				
												168 N	Central Ark.	6	2				
												189 H	San Diego St.	5	6				
												189 H	San Diego St.	9	6				
												190 N	Kansas	3	1				
												190 N	Kansas	9	3				
												200 A	Portland	13	6				
LAST 15 GAMES																			
				155 A	Washington St.	3	8	55 H	Washington	5	4								
				155 A	Washington St.	5	7	55 H	Washington	10	1								
				155 A	Washington St.	12	3	189 H	San Diego St.	9	6								
				168 H	Central Ark.	7	1												
				168 N	Central Ark.	6	2												

Non-Div. I Games:

Oregon St.



168	H	Central Ark.	6	2
55	H	Washington	2	3

O  
r  
e  
g  
o  
n  
s  
t  
.

O  
r  
e  
g  
o  
n  
s  
t  
.



Average RPI Win:	115	WON-LOST RECORD	WINNING PCT. RANK	LAST 15 GAMES	STRENGTH OF SCHEDULE	OPP. STRENGTH OF SCHEDULE	TEAM RPI	ADJ RPI	CONF. RPI	ADJ CONF. RPI		
DIV. I ONLY		22-14-0	.61111	78	8-7-0	74	2	45	.55964	45	1	1
DIV. I NON-CONF.		14-6-0	.7	42	3-0-0	220	18	104	.52808	104	2	2
<hr/>												
TOTALS	RPI 1-25	RPI 26-50		W-L RECORDS		RPI 51-100		RPI 101-150		RPI 150+		
22-14-0	5-6-0	4-3-0		OVERALL		4-3-0		1-2-0		8-0-0		
14-5-0	2-1-0	2-1-0		HOME		3-3-0		1-0-0		6-0-0		
5-7-0	3-4-0	1-2-0		AWAY		1-0-0		0-1-0		0-0-0		
3-2-0	0-1-0	1-0-0		NEUTRAL		0-0-0		0-1-0		2-0-0		
<hr/>												
14-6-0	0-2-0	3-1-0		NON-CONFERENCE		2-2-0		1-1-0		8-0-0		
10-3-0	0-0-0	2-1-0		HOME		1-2-0		1-0-0		6-0-0		
1-2-0	0-1-0	0-0-		AWAY		1-0-0		0-1-0		0-0-0		
3-1-0	0-1-0	1-0-0		NEUTRAL		0-0-0		0-0-0		2-0-0		
<hr/>												
8-8-0	5-4-0	1-2-0		CONFERENCE		2-1-0		0-1-0		0-0-0		
4-2-0	2-1-0	0-0-0		HOME		2-1-0		0-0-0		0-0-0		
4-5-0	3-3-0	1-2-0		AWAY		0-0-0		0-0-0		0-0-0		
0-1-0	0-0-0	0-0-0		NEUTRAL		0-0-0		0-1-0		0-0-0		
<hr/>												
RPI S	Opponent	Score		RPI S	Opponent	Score		RPI S	Opponent	Score		
6 N	North Carolina St.	1	2	33 A	Georgia	4	12	67 H	Tennessee	7	3	
7 H	Ole Miss	2	0	33 A	Georgia	10	7	67 H	Tennessee	3	6	
7 H	Ole Miss	0	4	33 A	Georgia	1	7	67 H	Tennessee	11	3	
7 H	Ole Miss	7	2	37 H	Maryland	3	1	68 H	Houston	2	3	
13 A	LSU	4	3	37 H	Maryland	5	9	68 H	Houston	1	3	
13 A	LSU	6	0	37 H	Maryland	5	1	68 H	Houston	7	6	
13 A	LSU	5	7	41 N	Notre Dame	4	0	72 A	Troy	2	1	
19 A	Southern Miss.	2	9									
22 A	Kentucky	2	1									
22 A	Kentucky	2	6									
22 A	Kentucky	2	3									
				LAST 15 GAMES								
				7 H	Ole Miss	7	2	284 H	Alcorn	8	0	
				7 H	Ole Miss	2	0	284 H	Alcorn	8	5	
				7 H	Ole Miss	0	4	33 A	Georgia	4	12	
				131 H	UAB	7	6					
				22 A	Kentucky	2	1					

Non-Div. I Games:

Alabama



22 A Kentucky	2	6
22 A Kentucky	2	3

A  
l  
a  
b  
a  
m  
a

A  
l  
a  
b  
a  
m  
a



Average RPI Win: 155		WON-LOST RECORD		WINNING PCT. RANK		LAST 15 GAMES		STRENGTH OF SCHEDULE		OPP. STRENGTH OF SCHEDULE		TEAM RPI		ADJ RPI		CONF. RPI		ADJ CONF. RPI	
DIV. I ONLY		25-7-0		.78125 7		11-4-0		220		92		46		.55906 46		6		7	
DIV. I NON-CONF.		17-5-0		.77273 21		3-2-0		228		119		60		.55139 60		6		6	
TOTALS		RPI 1-25		RPI 26-50		W-L RECORDS		RPI 51-100		RPI 101-150		RPI 150+							
25-7-0		0-1-0		1-0-0		OVERALL		9-1-0		2-1-0		13-4-0							
6-2-0		0-0-0		1-0-0		HOME		4-0-0		0-1-0		1-1-0							
7-4-0		0-0-0		0-0-0		AWAY		2-1-0		0-0-0		5-3-0							
12-1-0		0-1-0		0-0-0		NEUTRAL		3-0-0		2-0-0		7-0-0							
17-5-0		0-1-0		0-0-0		NON-CONFERENCE		4-0-0		2-1-0		11-3-0							
2-2-0		0-0-0		0-0-0		HOME		1-0-0		0-1-0		1-1-0							
3-2-0		0-0-0		0-0-		AWAY		0-0-0		0-0-0		3-2-0							
12-1-0		0-1-0		0-0-0		NEUTRAL		3-0-0		2-0-0		7-0-0							
8-2-0		0-0-0		1-0-0		CONFERENCE		5-1-0		0-0-0		2-1-0							
4-0-0		0-0-0		1-0-0		HOME		3-0-0		0-0-0		0-0-0							
4-2-0		0-0-0		0-0-0		AWAY		2-1-0		0-0-0		2-1-0							
0-0-0		0-0-0		0-0-0		NEUTRAL		0-0-0		0-0-0		0-0-0							
RPI S	Opponent	Score		RPI S	Opponent	Score		RPI S	Opponent	Score		RPI S	Opponent	Score					
19 N	Southern Miss.	0	2	28 H	Michigan	11	5	61 H	Rutgers	5	4	121 N	Auburn	3	0				
								61 H	Rutgers	6	5	132 H	Oakland	1	3				
								61 H	Rutgers	5	2	143 N	Saint Joseph's	8	7				
								72 N	Troy	3	0	160 N	Texas St.	3	2				
								75 H	Oregon	3	2	164 N	North Dakota St.	9	5				
								92 A	Penn St.	7	0	167 A	Furman	15	8				
								92 A	Penn St.	6	7	169 H	Eastern Mich.	2	4				
								92 A	Penn St.	5	2	179 N	Presbyterian	11	5				
								93 N	FGCU	7	6	181 A	South Fla.	5	7				
								94 N	UCF	6	2	181 A	South Fla.	0	2				
												181 A	South Fla.	11	1				
												206 N	Fordham	7	2				
												219 A	A&M-Corpus Christi	9	3				
												258 N	Illinois St.	15	0				
												264 H	Central Mich.	4	1				
												264 N	Central Mich.	7	3				
												266 A	Purdue	5	3				
												266 A	Purdue	11	0				
												266 A	Purdue	2	5				
												277 N	Butler	9	2				
				LAST 15 GAMES															
				266 A	Purdue	2	5	92 A	Penn St.	7	0								
				266 A	Purdue	5	3	169 H	Eastern Mich.	2	4								
				266 A	Purdue	11	0	75 H	Oregon	3	2								
				264 N	Central Mich.	7	3												
				28 H	Michigan	11	5												

Non-Div. I Games:

Michigan St.



92 A Penn St.	6	7
92 A Penn St.	5	2

M  
i  
c  
h  
i  
g  
a  
n  
s  
t  
.

M  
i  
c  
h  
i  
g  
a  
n  
s  
t  
.



Average RPI Win:		131	WON-LOST RECORD		WINNING PCT. RANK		LAST 15 GAMES		STRENGTH OF SCHEDULE		OPP. STRENGTH OF SCHEDULE		TEAM RPI		ADJ RPI		CONF. RPI		ADJ CONF. RPI	
DIV. I ONLY			21-13-0		.61765 72		10-5-0		47		58		47		.55836 47		10		10	
DIV. I NON-CONF.			13-9-0		.59091 92		2-1-0		40		14		48		.56092 48		13		13	
TOTALS		RPI 1-25		RPI 26-50		W-L RECORDS		RPI 51-100		RPI 101-150		RPI 150+								
21-13-0		2-1-0		1-2-0		OVERALL		4-7-0		4-3-0		10-0-0								
16-6-0		0-0-0		1-2-0		HOME		2-4-0		3-0-0		10-0-0								
5-7-0		2-1-0		0-0-0		AWAY		2-3-0		1-3-0		0-0-0								
0-0-0		0-0-0		0-0-0		NEUTRAL		0-0-0		0-0-0		0-0-0								
13-9-0		2-1-0		1-2-0		NON-CONFERENCE		3-5-0		0-1-0		7-0-0								
9-4-0		0-0-0		1-2-0		HOME		1-2-0		0-0-0		7-0-0								
4-5-0		2-1-0		0-0-		AWAY		2-3-0		0-1-0		0-0-0								
0-0-0		0-0-0		0-0-0		NEUTRAL		0-0-0		0-0-0		0-0-0								
8-4-0		0-0-0		0-0-0		CONFERENCE		1-2-0		4-2-0		3-0-0								
7-2-0		0-0-0		0-0-0		HOME		1-2-0		3-0-0		3-0-0								
1-2-0		0-0-0		0-0-0		AWAY		0-0-0		1-2-0		0-0-0								
0-0-0		0-0-0		0-0-0		NEUTRAL		0-0-0		0-0-0		0-0-0								
RPI	S	Opponent		Score		RPI	S	Opponent		Score		RPI	S	Opponent		Score				
11	A	Texas Tech		7	3	37	H	Maryland		3	2	53	A	Arizona		0	2			
11	A	Texas Tech		4	1	37	H	Maryland		0	1	54	H	Long Beach St.		4	5			
11	A	Texas Tech		5	6	37	H	Maryland		4	8	54	H	Long Beach St.		4	5			
												54	H	Long Beach St.		4	2			
												66	A	Stanford		4	3			
												66	A	Stanford		1	2			
												66	A	Stanford		0	2			
												86	A	UCLA		14	7			
												88	H	San Diego		4	2			
												98	H	Arizona St.		3	5			
												98	H	Arizona St.		1	2			
														104 H CSUN		7	4			
														104 H CSUN		8	5			
														104 H CSUN		2	1			
														108 A Cal Poly		3	6			
														108 A Cal Poly		0	1			
														108 A Cal Poly		2	1			
														110 A Southern California		2	3			
														152 H Indiana		6	1			
														152 H Indiana		8	3			
														152 H Indiana		3	2			
														172 H Wichita St.		7	1			
														172 H Wichita St.		5	0			
														172 H Wichita St.		9	1			
														189 H San Diego St.		8	1			
														273 H UC Davis		13	3			
														273 H UC Davis		10	0			
														273 H UC Davis		3	2			
LAST 15 GAMES																				
						273	H	UC Davis		13	3	104	H	CSUN		8	5			
						273	H	UC Davis		3	2	104	H	CSUN		2	1			
						273	H	UC Davis		10	0	104	H	CSUN		7	4			
						108	A	Cal Poly		3	6									
						108	A	Cal Poly		0	1									

Non-Div. I Games:

Cal St. Fullerton



108	A	Cal Poly	2	1
88	H	San Diego	4	2

C  
a  
l  
S  
t  
.  
F  
u  
l  
l  
e  
r  
t  
o  
n

C  
a  
l  
S  
t  
.  
F  
u  
l  
l  
e  
r  
t  
o  
n



Average RPI Win:		129	WON-LOST RECORD		WINNING PCT. RANK		LAST 15 GAMES		STRENGTH OF SCHEDULE		OPP. STRENGTH OF SCHEDULE		TEAM RPI		ADJ RPI		CONF. RPI		ADJ CONF. RPI				
DIV. I ONLY		24-12-0		.66667		41		7-8-0		81		43		48		.55818		48		4		4	
DIV. I NON-CONF.		17-4-0		.80952		15		3-0-0		121		68		17		.58592		17		4		4	
TOTALS		RPI 1-25		RPI 26-50		W-L RECORDS		RPI 51-100		RPI 101-150		RPI 150+											
24-12-0		1-6-0		1-0-0		OVERALL		8-1-0		5-4-0		9-1-0											
15-7-0		0-3-0		0-0-0		HOME		7-1-0		3-2-0		5-1-0											
6-5-0		0-3-0		1-0-0		AWAY		1-0-0		1-2-0		3-0-0											
3-0-0		1-0-0		0-0-0		NEUTRAL		0-0-0		1-0-0		1-0-0											
17-4-0		1-0-0		1-0-0		NON-CONFERENCE		5-1-0		4-2-0		6-1-0											
11-2-0		0-0-0		0-0-0		HOME		4-1-0		2-0-0		5-1-0											
3-2-0		0-0-0		1-0-		AWAY		1-0-0		1-2-0		0-0-0											
3-0-0		1-0-0		0-0-0		NEUTRAL		0-0-0		1-0-0		1-0-0											
7-8-0		0-6-0		0-0-0		CONFERENCE		3-0-0		1-2-0		3-0-0											
4-5-0		0-3-0		0-0-0		HOME		3-0-0		1-2-0		0-0-0											
3-3-0		0-3-0		0-0-0		AWAY		0-0-0		0-0-0		3-0-0											
0-0-0		0-0-0		0-0-0		NEUTRAL		0-0-0		0-0-0		0-0-0											
RPI	S	Opponent		Score		RPI	S	Opponent		Score		RPI	S	Opponent		Score							
6	N	North Carolina St.		5	0	36	A	Virginia		5	4	61	H	Rutgers		4	2						
18	A	Rice		2	6							61	H	Rutgers		7	4						
18	A	Rice		1	3							61	H	Rutgers		2	5						
18	A	Rice		2	8							77	H	Princeton		7	6						
23	H	Fla. Atlantic		7	10							77	H	Princeton		10	4						
23	H	Fla. Atlantic		1	3							79	A	VCU		3	1						
23	H	Fla. Atlantic		0	11							80	H	Western Ky.		4	2						
												80	H	Western Ky.		8	3						
												80	H	Western Ky.		12	8						
														Kent St.		2	0						
														West Virginia		5	4						
														West Virginia		5	6						
														West Virginia		3	4						
														UTSA		0	3						
														UTSA		2	7						
														UTSA		5	2						
														Liberty		7	6						
														William & Mary		7	1						
														Delaware		10	4						
														FIU		12	11						
														FIU		11	1						
														FIU		10	2						
														Virginia Tech		1	22						
														Manhattan		6	5						
														VMI		6	5						
														VMI		8	2						
														Appalachian St.		12	3						
														Norfolk St.		5	3						
				LAST 15 GAMES																			
				117	H	UTSA		2	7	23	H	Fla. Atlantic		0	11								
				117	H	UTSA		0	3	23	H	Fla. Atlantic		1	3								
				117	H	UTSA		5	2	23	H	Fla. Atlantic		7	10								
				170	A	FIU		11	1														
				170	A	FIU		10	2														

Non-Div. I Games:

Old Dominion



170	A	FIU	12	11
137	H	William & Mary	7	1

O  
l  
d  
D  
o  
m  
i  
n  
i  
o  
n

O  
l  
d  
D  
o  
m  
i  
n  
i  
o  
n



Average RPI Win: 129		WON-LOST RECORD		WINNING PCT. RANK		LAST 15 GAMES		STRENGTH OF SCHEDULE		OPP. STRENGTH OF SCHEDULE		TEAM RPI		ADJ RPI		CONF. RPI		ADJ CONF. RPI	
DIV. I ONLY		22-17-0		.5641 107		7-8-0		45		18		49		.55752 49		2		2	
DIV. I NON-CONF.		15-6-0		.71429 38		3-1-0		168		167		57		.55355 57		1		1	
TOTALS		RPI 1-25		RPI 26-50		W-L RECORDS		RPI 51-100		RPI 101-150		RPI 150+							
22-17-0		4-7-0		3-5-0		OVERALL		3-1-0		1-2-0		11-2-0							
16-5-0		3-3-0		1-0-0		HOME		3-1-0		0-0-0		9-1-0							
6-12-0		1-4-0		2-5-0		AWAY		0-0-0		1-2-0		2-1-0							
0-0-0		0-0-0		0-0-0		NEUTRAL		0-0-0		0-0-0		0-0-0							
15-6-0		1-1-0		1-1-0		NON-CONFERENCE		1-0-0		1-2-0		11-2-0							
11-1-0		0-0-0		1-0-0		HOME		1-0-0		0-0-0		9-1-0							
4-5-0		1-1-0		0-0-		AWAY		0-0-0		1-2-0		2-1-0							
0-0-0		0-0-0		0-0-0		NEUTRAL		0-0-0		0-0-0		0-0-0							
7-11-0		3-6-0		2-4-0		CONFERENCE		2-1-0		0-0-0		0-0-0							
5-4-0		3-3-0		0-0-0		HOME		2-1-0		0-0-0		0-0-0							
2-7-0		0-3-0		2-4-0		AWAY		0-0-0		0-0-0		0-0-0							
0-0-0		0-0-0		0-0-0		NEUTRAL		0-0-0		0-0-0		0-0-0							
RPI	S	Opponent		Score		RPI	S	Opponent		Score		RPI	S	Opponent		Score			
6	A	North Carolina St.		7	11	36	A	Virginia		4	6	52	H	Duke		12	0		
6	A	North Carolina St.		1	6	36	A	Virginia		9	8	52	H	Duke		2	3		
6	A	North Carolina St.		2	3	36	A	Virginia		0	4	52	H	Duke		3	2		
9	H	Florida St.		4	2	39	A	UNCG		3	18	84	H	High Point		8	3		
9	H	Florida St.		9	0	39	H	UNCG		6	4								
9	H	Florida St.		8	13	41	A	Notre Dame		2	10								
10	H	Clemson		5	6	41	A	Notre Dame		15	13								
10	H	Clemson		8	13	41	A	Notre Dame		5	6								
10	H	Clemson		6	4														
16	A	Coastal Caro.		6	7														
16	A	Coastal Caro.		11	0														
LAST 15 GAMES																			
				9	H	Florida St.		4	2	6	A	North Carolina St.		7	11				
				9	H	Florida St.		8	13	188	A	Davidson		7	6				
				9	H	Florida St.		9	0	41	A	Notre Dame		2	10				
				39	A	UNCG		3	18										
				39	H	UNCG		6	4										

Non-Div. I Games:

Wake Forest



6 A North Carolina St.	1	6
6 A North Carolina St.	2	3

W  
a  
k  
e  
F  
o  
r  
e  
s  
t

W  
a  
k  
e  
F  
o  
r  
e  
s  
t



Average RPI Win:	161	WON-LOST RECORD	WINNING PCT. RANK	LAST 15 GAMES	STRENGTH OF SCHEDULE	OPP. STRENGTH OF SCHEDULE	TEAM RPI	ADJ RPI	CONF. RPI	ADJ CONF. RPI		
DIV. I ONLY		26-11-0	.7027	29	11-4-0	167	53	50	.55734	50	13	13
DIV. I NON-CONF.		12-7-0	.63158	73	4-1-0	66	74	41	.56519	41	11	11
<hr/>												
TOTALS	RPI 1-25	RPI 26-50		W-L RECORDS		RPI 51-100		RPI 101-150		RPI 150+		
26-11-0	0-1-0	0-0-0		OVERALL		3-3-0		5-2-0		18-5-0		
11-4-0	0-0-0	0-0-0		HOME		3-3-0		0-0-0		8-1-0		
14-6-0	0-1-0	0-0-0		AWAY		0-0-0		4-1-0		10-4-0		
1-1-0	0-0-0	0-0-0		NEUTRAL		0-0-0		1-1-0		0-0-0		
<hr/>												
12-7-0	0-1-0	0-0-0		NON-CONFERENCE		0-3-0		3-1-0		9-2-0		
3-3-0	0-0-0	0-0-0		HOME		0-3-0		0-0-0		3-0-0		
8-3-0	0-1-0	0-0-		AWAY		0-0-0		2-0-0		6-2-0		
1-1-0	0-0-0	0-0-0		NEUTRAL		0-0-0		1-1-0		0-0-0		
<hr/>												
14-4-0	0-0-0	0-0-0		CONFERENCE		3-0-0		2-1-0		9-3-0		
8-1-0	0-0-0	0-0-0		HOME		3-0-0		0-0-0		5-1-0		
6-3-0	0-0-0	0-0-0		AWAY		0-0-0		2-1-0		4-2-0		
0-0-0	0-0-0	0-0-0		NEUTRAL		0-0-0		0-0-0		0-0-0		
<hr/>												
RPI S	Opponent	Score	RPI S	Opponent	Score	RPI S	Opponent	Score	RPI S	Opponent	Score	
11 A	Texas Tech	10 14				58 H	Dallas Baptist	2 5	139 A	Sacramento St.	1 0	
						58 H	Dallas Baptist	8 33	139 A	Sacramento St.	12 3	
						58 H	Dallas Baptist	11 12	142 A	Nevada	6 7	
						60 H	Fresno St.	2 1	142 A	Nevada	3 2	
						60 H	Fresno St.	14 13	142 A	Nevada	8 3	
						60 H	Fresno St.	7 4	147 N	New Mexico St.	3 2	
									147 N	New Mexico St.	6 9	
									151 A	San Francisco	12 3	
									157 A	Santa Clara	7 13	
									172 H	Wichita St.	8 6	
									172 H	Wichita St.	8 4	
									172 H	Wichita St.	17 7	
									172 H	UNLV	10 5	
									172 H	UNLV	5 6	
									172 H	UNLV	15 3	
									176 A	Grand Canyon	6 5	
									176 A	Grand Canyon	10 6	
									189 A	San Diego St.	5 3	
									189 A	San Diego St.	4 2	
									189 A	San Diego St.	6 11	
									193 A	San Jose St.	8 9	
									193 A	San Jose St.	10 3	
									193 A	San Jose St.	6 2	
									193 H	San Jose St.	11 1	
									193 H	San Jose St.	9 6	
									193 H	San Jose St.	3 2	
									196 A	Hawaii	18 0	
<hr/>												
			LAST 15 GAMES									
			193 A	San Jose St.	10 3	60 H	Fresno St.	2 1				
			193 A	San Jose St.	6 2	147 N	New Mexico St.	3 2				
			193 A	San Jose St.	8 9	172 H	UNLV	5 6				
			151 A	San Francisco	12 3							
			157 A	Santa Clara	7 13							

Non-Div. I Games:

New Mexico



60	H	Fresno St.	7	4
60	H	Fresno St.	14	13

RPI	S	Opponent	Score	
196	A	Hawaii	3	4
196	A	Hawaii	6	4
196	A	Hawaii	7	1

N  
e  
w  
M  
e  
x  
i  
c  
o

N  
e  
w  
M  
e  
x  
i  
c  
o

New Mexico



L  
a  
m  
a  
r

Lamar



219	A	A&M-Corpus Christi	5	1
219	A	A&M-Corpus Christi	1	0

L  
a  
m  
a  
r

L  
a  
m  
a  
r



Duke				Through Games Of April 17, 2016															
Average RPI Win:	114	WON-LOST	WINNING	LAST 15	STRENGTH OF	OPP. STRENGTH	TEAM	ADJ	CONF.	ADJ CONF.									
Average RPI Loss:	43 <th>RECORD</th> <th>PCT. RANK</th> <th>GAMES</th> <th>SCHEDULE</th> <th>OF SCHEDULE</th> <th>RPI</th> <th>RPI</th> <th>RPI</th> <th>RPI</th>	RECORD	PCT. RANK	GAMES	SCHEDULE	OF SCHEDULE	RPI	RPI	RPI	RPI									
DIV. I ONLY		20-17-0	.54054	123	10-5-0	8	30	52	.55714	52	2	2							
DIV. I NON-CONF.		13-6-0	.68421	50	4-0-0	69	172	67	.54868	67	1	1							
<hr/>																			
TOTALS		RPI 1-25		RPI 26-50		W-L RECORDS		RPI 51-100		RPI 101-150		RPI 150+							
20-17-0		5-8-0		5-6-0		OVERALL		0-1-0		2-1-0		8-1-0							
15-11-0		3-6-0		4-4-0		HOME		0-1-0		1-0-0		7-0-0							
4-5-0		2-2-0		1-2-0		AWAY		0-0-0		0-0-0		1-1-0							
1-1-0		0-0-0		0-0-0		NEUTRAL		0-0-0		1-1-0		0-0-0							
13-6-0		0-1-0		3-2-0		NON-CONFERENCE		0-1-0		2-1-0		8-1-0							
11-3-0		0-0-0		3-2-0		HOME		0-1-0		1-0-0		7-0-0							
1-2-0		0-1-0		0-0-		AWAY		0-0-0		0-0-0		1-1-0							
1-1-0		0-0-0		0-0-0		NEUTRAL		0-0-0		1-1-0		0-0-0							
7-11-0		5-7-0		2-4-0		CONFERENCE		0-0-0		0-0-0		0-0-0							
4-8-0		3-6-0		1-2-0		HOME		0-0-0		0-0-0		0-0-0							
3-3-0		2-1-0		1-2-0		AWAY		0-0-0		0-0-0		0-0-0							
0-0-0		0-0-0		0-0-0		NEUTRAL		0-0-0		0-0-0		0-0-0							
RPI	S	Opponent		Score		RPI	S	Opponent		Score		RPI	S	Opponent		Score			
2	H	Miami (FL)		12 5		29	H	East Carolina		6 8		92	H	Penn St.		1 2			
2	H	Miami (FL)		2 14		30	H	California		6 5				124 H Liberty		6 1			
2	H	Miami (FL)		0 9		30	H	California		5 4				124 N Liberty		0 1			
10	H	Clemson		2 1		30	H	California		2 5				183 A Campbell		1 5			
10	H	Clemson		5 3		36	H	Virginia		6 7				183 H Campbell		4 0			
10	H	Clemson		2 3		36	H	Virginia		0 6				188 A Davidson		13 3			
14	H	North Carolina		2 11		36	H	Virginia		3 0				188 H Davidson		9 2			
14	H	North Carolina		2 12		39	H	UNCG		7 4				223 H Toledo		3 2			
14	H	North Carolina		2 8		49	A	Wake Forest		0 12				223 H Toledo		6 1			
16	A	Coastal Caro.		6 10		49	A	Wake Forest		2 3				223 H Toledo		2 1			
24	A	Georgia Tech		14 13		49	A	Wake Forest		3 2				271 H N.C. Central		3 0			
24	A	Georgia Tech		2 3										294 H UMES		9 1			
24	A	Georgia Tech		10 4															
<hr/>																			
LAST 15 GAMES																			
2 H Miami (FL)						0 9		10 H Clemson						5 3					
2 H Miami (FL)						12 5		39 H UNCG						7 4					
2 H Miami (FL)						2 14		24 A Georgia Tech						10 4					
271 H N.C. Central						3 0													
188 A Davidson						13 3													

Non-Div. I Games:

Duke



10	H	Clemson	2	1
10	H	Clemson	2	3

D  
u  
k  
e

D  
u  
k  
e



Average RPI Win: 106		WON-LOST RECORD		WINNING PCT. RANK		LAST 15 GAMES		STRENGTH OF SCHEDULE		OPP. STRENGTH OF SCHEDULE		TEAM RPI		ADJ RPI		CONF. RPI		ADJ CONF. RPI	
DIV. I ONLY		22-14-0		.61111 78		7-8-0		63		41		53		.55537 53		3		3	
DIV. I NON-CONF.		15-5-0		.75 29		2-1-0		14		71		9		.60669 9		3		3	
TOTALS		RPI 1-25		RPI 26-50		W-L RECORDS		RPI 51-100		RPI 101-150		RPI 150+							
22-14-0		2-1-0		4-1-0		OVERALL		6-7-0		4-3-0		6-2-0							
16-5-0		0-0-0		3-1-0		HOME		4-2-0		4-0-0		5-2-0							
5-8-0		2-1-0		1-0-0		AWAY		1-4-0		0-3-0		1-0-0							
1-1-0		0-0-0		0-0-0		NEUTRAL		1-1-0		0-0-0		0-0-0							
15-5-0		2-1-0		4-1-0		NON-CONFERENCE		1-2-0		4-0-0		4-1-0							
10-2-0		0-0-0		3-1-0		HOME		0-0-0		4-0-0		3-1-0							
4-2-0		2-1-0		1-0-		AWAY		0-1-0		0-0-0		1-0-0							
1-1-0		0-0-0		0-0-0		NEUTRAL		1-1-0		0-0-0		0-0-0							
7-9-0		0-0-0		0-0-0		CONFERENCE		5-5-0		0-3-0		2-1-0							
6-3-0		0-0-0		0-0-0		HOME		4-2-0		0-0-0		2-1-0							
1-6-0		0-0-0		0-0-0		AWAY		1-3-0		0-3-0		0-0-0							
0-0-0		0-0-0		0-0-0		NEUTRAL		0-0-0		0-0-0		0-0-0							
RPI S	Opponent	Score		RPI S	Opponent	Score		RPI S	Opponent	Score		RPI S	Opponent	Score					
18 A	Rice	8	1	34 H	Northwestern St.	4	1	51 A	Lamar	5	13	123 A	Utah	6	7				
18 A	Rice	3	4	34 H	Northwestern St.	4	6	55 A	Washington	4	8	123 A	Utah	3	6				
18 A	Rice	6	2	35 H	St. Mary's (CA)	11	5	55 A	Washington	17	7	123 A	Utah	2	4				
				38 A	BYU	11	5	55 A	Washington	3	6	139 H	Sacramento St.	3	1				
				47 H	Cal St. Fullerton	2	0	64 N	Tulane	10	11	139 H	Sacramento St.	23	1				
								66 H	Stanford	4	1	139 H	Sacramento St.	8	4				
								66 H	Stanford	5	6	147 H	New Mexico St.	11	8				
								66 H	Stanford	4	1	155 H	Washington St.	7	3				
								85 N	Nebraska	11	10	155 H	Washington St.	2	6				
								86 H	UCLA	6	5	155 H	Washington St.	8	0				
								86 H	UCLA	3	4	159 H	Utah Valley	14	0				
								86 H	UCLA	6	1	189 A	San Diego St.	7	3				
								98 A	Arizona St.	5	7	225 H	UC Riverside	4	3				
												225 H	UC Riverside	5	6				
												260 H	CSU Bakersfield	4	1				
				LAST 15 GAMES															
				66 H	Stanford	5	6	38 A	BYU	11	5								
				66 H	Stanford	4	1	123 A	Utah	2	4								
				66 H	Stanford	4	1	123 A	Utah	6	7								
				98 A	Arizona St.	5	7												
				155 H	Washington St.	7	3												

Non-Div. I Games:

Arizona



155 H Washington St.	2	6
155 H Washington St.	8	0

A  
r  
i  
z  
o  
n  
a

A  
r  
i  
z  
o  
n  
a



Average RPI Win: 112		WON-LOST RECORD		WINNING PCT. RANK		LAST 15 GAMES		STRENGTH OF SCHEDULE		OPP. STRENGTH OF SCHEDULE		TEAM RPI		ADJ RPI		CONF. RPI		ADJ CONF. RPI	
DIV. I ONLY		21-13-0		.61765 72		7-8-0		41		110		54		.55421 54		10		10	
DIV. I NON-CONF.		14-8-0		.63636 68		0-3-0		155		105		120		.52068 119		13		13	
TOTALS		RPI 1-25		RPI 26-50		W-L RECORDS		RPI 51-100		RPI 101-150		RPI 150+							
21-13-0		1-2-0		2-1-0		OVERALL		8-4-0		5-3-0		5-3-0							
14-8-0		1-2-0		0-0-0		HOME		5-2-0		3-2-0		5-2-0							
7-5-0		0-0-0		2-1-0		AWAY		3-2-0		2-1-0		0-1-0							
0-0-0		0-0-0		0-0-0		NEUTRAL		0-0-0		0-0-0		0-0-0							
14-8-0		0-0-0		0-0-0		NON-CONFERENCE		8-4-0		1-1-0		5-3-0							
11-5-0		0-0-0		0-0-0		HOME		5-2-0		1-1-0		5-2-0							
3-3-0		0-0-0		0-0-		AWAY		3-2-0		0-0-0		0-1-0							
0-0-0		0-0-0		0-0-0		NEUTRAL		0-0-0		0-0-0		0-0-0							
7-5-0		1-2-0		2-1-0		CONFERENCE		0-0-0		4-2-0		0-0-0							
3-3-0		1-2-0		0-0-0		HOME		0-0-0		2-1-0		0-0-0							
4-2-0		0-0-0		2-1-0		AWAY		0-0-0		2-1-0		0-0-0							
0-0-0		0-0-0		0-0-0		NEUTRAL		0-0-0		0-0-0		0-0-0							
RPI	S	Opponent		Score	RPI	S	Opponent		Score	RPI	S	Opponent		Score					
8	H	UC Santa Barbara		3 4	47	A	Cal St. Fullerton		5 4	60	A	Fresno St.		5 10					
8	H	UC Santa Barbara		2 0	47	A	Cal St. Fullerton		5 4	60	H	Fresno St.		4 3					
8	H	UC Santa Barbara		1 3	47	A	Cal St. Fullerton		2 4	85	H	Nebraska		3 1					
										85	H	Nebraska		1 0					
										85	H	Nebraska		2 9					
										86	A	UCLA		10 1					
										97	A	Oklahoma		3 6					
										97	A	Oklahoma		7 3					
										97	A	Oklahoma		6 3					
										98	H	Arizona St.		2 9					
										98	H	Arizona St.		3 1					
										98	H	Arizona St.		5 2					

Non-Div. I Games:

Long Beach St.



104	A	CSUN	2	4
189	A	San Diego St.	5	6

L  
o  
n  
g  
B  
e  
a  
c  
h  
S  
t  
.

L  
o  
n  
g  
B  
e  
a  
c  
h  
S  
t  
.



Average RPI Win:	114	WON-LOST	WINNING	LAST 15	STRENGTH OF	OPP. STRENGTH	TEAM	ADJ	CONF.	ADJ CONF.	
Average RPI Loss:	112	RECORD	PCT. RANK	GAMES	SCHEDULE	OF SCHEDULE	RPI	RPI	RPI	RPI	
DIV. I ONLY	19-12-0	.6129	77	9-6-0	58	101	55	.55365	55	3	3
DIV. I NON-CONF.	10-6-0	.625	76	2-1-0	165	162	113	.52465	113	3	3
TOTALS	RPI 1-25	RPI 26-50	W-L RECORDS		RPI 51-100	RPI 101-150		RPI 150+			
19-12-0	0-0-0	2-3-0	OVERALL		8-4-0	3-1-0		6-4-0			
12-6-0	0-0-0	1-1-0	HOME		6-3-0	1-0-0		4-2-0			
7-6-0	0-0-0	1-2-0	AWAY		2-1-0	2-1-0		2-2-0			
0-0-0	0-0-0	0-0-0	NEUTRAL		0-0-0	0-0-0		0-0-0			
10-6-0	0-0-0	1-1-0	NON-CONFERENCE		0-0-0	3-1-0		6-4-0			
6-3-0	0-0-0	1-1-0	HOME		0-0-0	1-0-0		4-2-0			
4-3-0	0-0-0	0-0-	AWAY		0-0-0	2-1-0		2-2-0			
0-0-0	0-0-0	0-0-0	NEUTRAL		0-0-0	0-0-0		0-0-0			
9-6-0	0-0-0	1-2-0	CONFERENCE		8-4-0	0-0-0		0-0-0			
6-3-0	0-0-0	0-0-0	HOME		6-3-0	0-0-0		0-0-0			
3-3-0	0-0-0	1-2-0	AWAY		2-1-0	0-0-0		0-0-0			
0-0-0	0-0-0	0-0-0	NEUTRAL		0-0-0	0-0-0		0-0-0			
RPI S	Opponent	Score	RPI S	Opponent	Score	RPI S	Opponent	Score	RPI S	Opponent	Score
43 H	Gonzaga	2 0	43 H	Gonzaga	6 8	53 H	Arizona	8 4	105 A	Baylor	5 9
43 H	Gonzaga	6 8	53 H	Arizona	6 3	105 A	Baylor	7 1	105 A	Baylor	7 2
44 A	Oregon St.	4 5	53 H	Arizona	7 17	105 A	Baylor	7 2	118 H	Seattle	12 4
44 A	Oregon St.	3 2	75 H	Oregon	0 2	118 H	Seattle	12 4	157 H	Santa Clara	10 9
44 A	Oregon St.	1 10	75 H	Oregon	9 6	157 H	Santa Clara	10 9	157 H	Santa Clara	4 1
			75 H	Oregon	7 4	157 H	Santa Clara	4 1	157 H	Santa Clara	1 2
			86 H	UCLA	0 1	157 H	Santa Clara	1 2	184 H	Pacific	6 2
			86 H	UCLA	8 7	184 H	Pacific	6 2	184 H	Pacific	3 6
			86 H	UCLA	7 4	184 H	Pacific	3 6	184 H	Pacific	6 2
			98 A	Arizona St.	4 2	225 A	UC Riverside	17 4	225 A	UC Riverside	5 6
			98 A	Arizona St.	3 6	225 A	UC Riverside	5 6	225 A	UC Riverside	2 1
			98 A	Arizona St.	6 1	225 A	UC Riverside	2 1	225 A	UC Riverside	5 8
										</	

Non-Div. I Games:

Washington



98 A Arizona St.	3	6
98 A Arizona St.	4	2

W  
a  
s  
h  
i  
n  
g  
t  
o  
n

W  
a  
s  
h  
i  
n  
g  
t  
o  
n



Average RPI Win:	206	WON-LOST RECORD	WINNING PCT. RANK	LAST 15 GAMES		STRENGTH OF SCHEDULE	OPP. STRENGTH OF SCHEDULE	TEAM RPI	ADJ RPI	CONF. RPI	ADJ CONF. RPI											
DIV. I ONLY		25-10-0	.71429	27	12-2-0	213	88	56	.55335	56	20	20										
DIV. I NON-CONF.		9-8-0	.52941	137	2-0-0	95	77	70	.54819	70	21	20										
<hr/>																						
TOTALS	RPI 1-25		RPI 26-50		W-L RECORDS		RPI 51-100		RPI 101-150		RPI 150+											
25-10-0	0-2-0		0-0-0		OVERALL		4-5-0		3-2-0		18-1-0											
12-1-0	0-0-0		0-0-0		HOME		3-0-0		1-0-0		8-1-0											
13-9-0	0-2-0		0-0-0		AWAY		1-5-0		2-2-0		10-0-0											
0-0-0	0-0-0		0-0-0		NEUTRAL		0-0-0		0-0-0		0-0-0											
9-8-0	0-2-0		0-0-0		NON-CONFERENCE		0-3-0		3-2-0		6-1-0											
3-1-0	0-0-0		0-0-0		HOME		0-0-0		1-0-0		2-1-0											
6-7-0	0-2-0		0-0-		AWAY		0-3-0		2-2-0		4-0-0											
0-0-0	0-0-0		0-0-0		NEUTRAL		0-0-0		0-0-0		0-0-0											
16-2-0	0-0-0		0-0-0		CONFERENCE		4-2-0		0-0-0		12-0-0											
9-0-0	0-0-0		0-0-0		HOME		3-0-0		0-0-0		6-0-0											
7-2-0	0-0-0		0-0-0		AWAY		1-2-0		0-0-0		6-0-0											
0-0-0	0-0-0		0-0-0		NEUTRAL		0-0-0		0-0-0		0-0-0											
RPI	S	Opponent	Score	RPI	S	Opponent	Score	RPI	S	Opponent	Score	RPI	S	Opponent	Score							
7	A	Ole Miss	4	6				51	A	Lamar	2	5		110	A	Missouri	6	13				
7	A	Ole Miss	2	10				51	A	Lamar	1	2		110	A	Missouri	7	2				
								51	A	Lamar	1	2		113	A	Southern Ill.	5	6				
								69	A	Austin Peay	6	8		140	A	Arkansas St.	13	8				
								69	A	Austin Peay	1	6		140	H	Arkansas St.	4	2				
								69	A	Austin Peay	7	3		168	H	Central Ark.	6	0				
								91	H	Morehead St.	6	5		168	H	Central Ark.	0	1				
								91	H	Morehead St.	5	1		168	H	Central Ark.	6	2				
								91	H	Morehead St.	5	4		214	A	Eastern Ky.	2	1				
														214	A	Eastern Ky.	7	3				
														214	A	Eastern Ky.	4	1				
														222	H	SIUE	4	0				
														222	H	SIUE	20	11				
														222	H	SIUE	9	5				
														270	H	Eastern Ill.	12	11				
														270	H	Eastern Ill.	20	7				
														270	H	Eastern Ill.	15	1				
														274	A	UT Martin	19	6				
														274	A	UT Martin	26	2				
														274	A	UT Martin	15	6				
														282	A	Ark.-Pine Bluff	8	2				
														282	A	Ark.-Pine Bluff	9	2				
														282	A	Ark.-Pine Bluff	10	0				
														284	A	Alcorn	17	4				
<hr/>																						
LAST 15 GAMES																						
						270	H	Eastern Ill.	20	7		140	H	Arkansas St.	4	2		282	A	Ark.-Pine Bluff	10	0
						270	H	Eastern Ill.	12	11		222	H	SIUE	20	11						
						270	H	Eastern Ill.	15	1		222	H	SIUE	4	0						
						140	A	Arkansas St.	13	8												
						69	A	Austin Peay	7	3												

Non-Div. I Games:	Harris-Stowe	18	10
-------------------	--------------	----	----

Southeast Mo. St.



69 A Austin Peay	6	8
69 A Austin Peay	1	6

S  
o  
u  
t  
h  
e  
a  
s  
t  
M  
o  
.  
S  
t  
.

S  
o  
u  
t  
h  
e  
a  
s  
t  
M  
o  
.  
S  
t  
.



Average RPI Win:	112	WON-LOST RECORD		WINNING PCT. RANK		LAST 15 GAMES		STRENGTH OF SCHEDULE		OPP. STRENGTH OF SCHEDULE		TEAM RPI		ADJ RPI		CONF. RPI		ADJ CONF. RPI					
DIV. I ONLY		20-15-0		.57143	99	4-10-0		32		57		57		.55303	57	11		11					
DIV. I NON-CONF.		14-6-0		.7	42	2-3-0		36		62		14		.59198	14	9		9					
<hr/>																							
TOTALS		RPI 1-25		RPI 26-50		W-L RECORDS		RPI 51-100		RPI 101-150		RPI 150+											
20-15-0		1-4-0		5-1-0		OVERALL		8-9-0		2-1-0		4-0-0											
17-5-0		1-0-0		5-1-0		HOME		7-4-0		0-0-0		4-0-0											
3-10-0		0-4-0		0-0-0		AWAY		1-5-0		2-1-0		0-0-0											
0-0-0		0-0-0		0-0-0		NEUTRAL		0-0-0		0-0-0		0-0-0											
14-6-0		1-4-0		3-0-0		NON-CONFERENCE		6-2-0		0-0-0		4-0-0											
13-0-0		1-0-0		3-0-0		HOME		5-0-0		0-0-0		4-0-0											
1-6-0		0-4-0		0-0-		AWAY		1-2-0		0-0-0		0-0-0											
0-0-0		0-0-0		0-0-0		NEUTRAL		0-0-0		0-0-0		0-0-0											
6-9-0		0-0-0		2-1-0		CONFERENCE		2-7-0		2-1-0		0-0-0											
4-5-0		0-0-0		2-1-0		HOME		2-4-0		0-0-0		0-0-0											
2-4-0		0-0-0		0-0-0		AWAY		0-3-0		2-1-0		0-0-0											
0-0-0		0-0-0		0-0-0		NEUTRAL		0-0-0		0-0-0		0-0-0											
RPI	S	Opponent		Score		RPI	S	Opponent		Score		RPI	S	Opponent		Score		RPI	S	Opponent		Score	
13	A	LSU		4	9	34	H	Northwestern St.		6	5	51	A	Lamar		5	7	127	A	SFA		19	11
15	A	La.-Lafayette		4	7	34	H	Northwestern St.		1	6	51	A	Lamar		1	5	127	A	SFA		6	16
19	A	Southern Miss.		4	7	34	H	Northwestern St.		5	4	51	A	Lamar		7	10	127	A	SFA		5	4
21	A	South Ala.		3	12	40	H	Pittsburgh		13	6	59	H	McNeese St.		3	7	242	H	Grambling		11	8
21	H	South Ala.		8	2	40	H	Pittsburgh		12	5	59	H	McNeese St.		3	13	281	H	Jackson St.		13	4
						40	H	Pittsburgh		8	5	59	H	McNeese St.		1	6	284	H	Alcorn		12	3
												64	H	Tulane		10	9	296	H	Southern U.		14	4
												72	A	Troy		10	6						
												72	A	Troy		4	9						
												72	A	Troy		6	9						
												87	H	Valparaiso		9	8						
												87	H	Valparaiso		9	0						
												87	H	Valparaiso		5	3						
												89	H	Sam Houston St.		4	3						
												89	H	Sam Houston St.		4	8						
												89	H	Sam Houston St.		7	6						
												90	H	Louisiana Tech		9	6						
<hr/>																							
LAST 15 GAMES																							
						34	H	Northwestern St.		5	4	72	A	Troy		4	9						
						34	H	Northwestern St.		6	5	72	A	Troy		6	9						
						34	H	Northwestern St.		1	6	72	A	Troy		10	6						
						59	H	McNeese St.		3	13												
						59	H	McNeese St.		3	7												

Non-Div. I Games:

New Orleans



59	H	McNeese St.	1	6
21	A	South Ala.	3	12

N  
e  
w  
O  
r  
l  
e  
a  
n  
s

N  
e  
w  
O  
r  
l  
e  
a  
n  
s



Average RPI Win:	136	WON-LOST RECORD	WINNING PCT. RANK	LAST 15 GAMES	STRENGTH OF SCHEDULE	OPP. STRENGTH OF SCHEDULE	TEAM RPI	ADJ RPI	CONF. RPI	ADJ CONF. RPI				
DIV. I ONLY		23-11-0	.67647	37	10-5-0	94	71	58	.55199	58	12	12		
DIV. I NON-CONF.		19-10-0	.65517	57	6-4-0	78	45	62	.55074	62	14	14		
<hr/>														
TOTALS	RPI 1-25	RPI 26-50		W-L RECORDS		RPI 51-100		RPI 101-150		RPI 150+				
23-11-0	1-1-0	3-1-0		OVERALL		7-4-0		5-4-0		7-1-0				
17-7-0	0-0-0	0-1-0		HOME		7-3-0		5-3-0		5-0-0				
6-4-0	1-1-0	3-0-0		AWAY		0-1-0		0-1-0		2-1-0				
0-0-0	0-0-0	0-0-0		NEUTRAL		0-0-0		0-0-0		0-0-0				
19-10-0	1-1-0	3-1-0		NON-CONFERENCE		7-4-0		3-3-0		5-1-0				
15-6-0	0-0-0	0-1-0		HOME		7-3-0		3-2-0		5-0-0				
4-4-0	1-1-0	3-0-		AWAY		0-1-0		0-1-0		0-1-0				
0-0-0	0-0-0	0-0-0		NEUTRAL		0-0-0		0-0-0		0-0-0				
4-1-0	0-0-0	0-0-0		CONFERENCE		0-0-0		2-1-0		2-0-0				
2-1-0	0-0-0	0-0-0		HOME		0-0-0		2-1-0		0-0-0				
2-0-0	0-0-0	0-0-0		AWAY		0-0-0		0-0-0		2-0-0				
0-0-0	0-0-0	0-0-0		NEUTRAL		0-0-0		0-0-0		0-0-0				
RPI	S	Opponent	Score		RPI	S	Opponent	Score		RPI	S	Opponent	Score	
18	A	Rice	2	6	27	H	Oklahoma St.	6	7	71	H	Oral Roberts	7	12
25	A	TCU	9	1	50	A	New Mexico	12	11	71	H	Oral Roberts	6	1
					50	A	New Mexico	5	2	71	H	Oral Roberts	4	7
					50	A	New Mexico	33	8	87	H	Valparaiso	1	6
										87	H	Valparaiso	9	2
										87	H	Valparaiso	10	4
										87	H	Valparaiso	2	1
										97	A	Oklahoma	2	12
										100	H	Iowa	4	1
										100	H	Iowa	7	3
										100	H	Iowa	5	1

Non-Div. I Games:

Dallas Baptist



258	A	Illinois St.	7	2
97	A	Oklahoma	2	12

D  
a  
l  
l  
a  
s  
B  
a  
p  
t  
i  
s  
t

D  
a  
l  
l  
a  
s  
B  
a  
p  
t  
i  
s  
t



Average RPI Win: 112		WON-LOST RECORD		WINNING PCT. RANK		LAST 15 GAMES		STRENGTH OF SCHEDULE		OPP. STRENGTH OF SCHEDULE		TEAM RPI		ADJ RPI		CONF. RPI		ADJ CONF. RPI	
DIV. I ONLY		22-12-0		.64706 51		11-3-0		105		19		59		.55187 59		11		11	
DIV. I NON-CONF.		10-6-0		.625 76		3-0-0		85		12		68		.54846 68		9		9	
TOTALS		RPI 1-25		RPI 26-50		W-L RECORDS		RPI 51-100		RPI 101-150		RPI 150+							
22-12-0		2-0-0		1-2-0		OVERALL		7-2-0		6-5-0		6-3-0							
13-7-0		1-0-0		1-2-0		HOME		2-0-0		5-3-0		4-2-0							
9-5-0		1-0-0		0-0-0		AWAY		5-2-0		1-2-0		2-1-0							
0-0-0		0-0-0		0-0-0		NEUTRAL		0-0-0		0-0-0		0-0-0							
10-6-0		2-0-0		0-0-0		NON-CONFERENCE		2-1-0		6-5-0		0-0-0							
8-3-0		1-0-0		0-0-0		HOME		2-0-0		5-3-0		0-0-0							
2-3-0		1-0-0		0-0-		AWAY		0-1-0		1-2-0		0-0-0							
0-0-0		0-0-0		0-0-0		NEUTRAL		0-0-0		0-0-0		0-0-0							
12-6-0		0-0-0		1-2-0		CONFERENCE		5-1-0		0-0-0		6-3-0							
5-4-0		0-0-0		1-2-0		HOME		0-0-0		0-0-0		4-2-0							
7-2-0		0-0-0		0-0-0		AWAY		5-1-0		0-0-0		2-1-0							
0-0-0		0-0-0		0-0-0		NEUTRAL		0-0-0		0-0-0		0-0-0							
RPI	S	Opponent		Score		RPI	S	Opponent		Score		RPI	S	Opponent		Score			
13	A	LSU		7 0		34	H	Northwestern St.		2 1		51	A	Lamar		1 0			
15	H	La.-Lafayette		7 2		34	H	Northwestern St.		7 8		51	A	Lamar		1 5			
						34	H	Northwestern St.		1 7		51	A	Lamar		5 4			
												57	A	New Orleans		7 3			
												57	A	New Orleans		6 1			
												57	A	New Orleans		13 3			
												68	A	Houston		1 14			
												68	H	Houston		4 1			
												90	H	Louisiana Tech		3 1			

Non-Div. I Games:

McNeese St.



57 A New Orleans	13	3
57 A New Orleans	7	3

M  
c  
N  
e  
e  
s  
e  
s  
t  
.

M  
c  
N  
e  
e  
s  
e  
s  
t  
.



Average RPI Win: 152		WON-LOST	WINNING	LAST 15	STRENGTH OF		OPP. STRENGTH	TEAM	ADJ		CONF.	ADJ CONF.
Average RPI Loss: 95		RECORD	PCT. RANK	GAMES	SCHEDULE		OF SCHEDULE	RPI	RPI		RPI	RPI
DIV. I ONLY		24-13-0	.64865	50	107		83	60	.55145		60	13
DIV. I NON-CONF.		12-7-0	.63158	73	44		60	47	.56114		47	11
TOTALS		RPI 1-25	RPI 26-50		W-L RECORDS		RPI 51-100		RPI 101-150		RPI 150+	
24-13-0		0-3-0	4-3-0		OVERALL		1-2-0		5-0-0		14-5-0	
19-3-0		0-0-0	3-0-0		HOME		1-1-0		5-0-0		10-2-0	
5-10-0		0-3-0	1-3-0		AWAY		0-1-0		0-0-0		4-3-0	
0-0-0		0-0-0	0-0-0		NEUTRAL		0-0-0		0-0-0		0-0-0	
12-7-0		0-3-0	4-0-0		NON-CONFERENCE		1-2-0		2-0-0		5-2-0	
11-2-0		0-0-0	3-0-0		HOME		1-1-0		2-0-0		5-1-0	
1-5-0		0-3-0	1-0-		AWAY		0-1-0		0-0-0		0-1-0	
0-0-0		0-0-0	0-0-0		NEUTRAL		0-0-0		0-0-0		0-0-0	
12-6-0		0-0-0	0-3-0		CONFERENCE		0-0-0		3-0-0		9-3-0	
8-1-0		0-0-0	0-0-0		HOME		0-0-0		3-0-0		5-1-0	
4-5-0		0-0-0	0-3-0		AWAY		0-0-0		0-0-0		4-2-0	
0-0-0		0-0-0	0-0-0		NEUTRAL		0-0-0		0-0-0		0-0-0	
RPI S	Opponent	Score	RPI S	Opponent	Score	RPI S	Opponent	Score	RPI S	Opponent	Score	
4 A	Texas A&M	2 3	32 H	Creighton	2 1	54 A	Long Beach St.	3 4	132 H	Oakland	11 10	
4 A	Texas A&M	1 12	32 H	Creighton	2 1	54 H	Long Beach St.	10 5	139 H	Sacramento St.	7 5	
4 A	Texas A&M	3 4	32 H	Creighton	7 3	97 H	Oklahoma	2 3	142 H	Nevada	8 3	
			35 A	St. Mary's (CA)	6 4				142 H	Nevada	5 4	
			50 A	New Mexico	1 2				142 H	Nevada	7 6	
			50 A	New Mexico	13 14				156 H	Air Force	5 1	
			50 A	New Mexico	4 7				156 H	Air Force	6 3	
									156 H	Air Force	14 1	
									172 H	UNLV	4 3	
									172 H	UNLV	6 2	
									172 H	UNLV	2 4	
									184 A	Pacific	6 15	
									184 H	Pacific	3 7	
									189 A	San Diego St.	10 5	
									189 A	San Diego St.	3 2	
									189 A	San Diego St.	4 5	
									193 A	San Jose St.	13 4	
									193 A	San Jose St.	9 4	
									193 A	San Jose St.	2 3	
									235 H	Youngstown St.	11 0	
									235 H	Youngstown St.	6 1	
									235 H	Youngstown St.	8 3	
									235 H	Youngstown St.	6 5	
									260 H	CSU Bakersfield	6 4	
			LAST 15 GAMES									
			142 H	Nevada	7 6	139 H	Sacramento St.	7 5				
			142 H	Nevada	8 3	184 A	Pacific	6 15				
			142 H	Nevada	5 4	156 H	Air Force	5 1				
			184 H	Pacific	3 7							
			50 A	New Mexico	4 7							

Non-Div. I Games:

Fresno St.



50 A New Mexico	13	14
50 A New Mexico	1	2

F  
r  
e  
s  
n  
o  
s  
t  
.

F  
r  
e  
s  
n  
o  
s  
t  
.



Average RPI Win: 170		WON-LOST RECORD		WINNING PCT. RANK		LAST 15 GAMES		STRENGTH OF SCHEDULE		OPP. STRENGTH OF SCHEDULE		TEAM RPI		ADJ RPI		CONF. RPI		ADJ CONF. RPI					
DIV. I ONLY		16-19-0		.45714		176		8-7-0		12		211		61		.55079		61		6		7	
DIV. I NON-CONF.		13-13-0		.5		149		5-2-0		37		180		56		.55407		56		6		6	
TOTALS		RPI 1-25		RPI 26-50		W-L RECORDS		RPI 51-100		RPI 101-150		RPI 150+											
16-19-0		1-5-0		1-5-0		OVERALL		1-1-0		4-3-0		9-5-0											
8-1-0		0-0-0		0-0-0		HOME		0-0-0		2-0-0		6-1-0											
7-18-0		1-5-0		1-5-0		AWAY		1-1-0		2-3-0		2-4-0											
1-0-0		0-0-0		0-0-0		NEUTRAL		0-0-0		0-0-0		1-0-0											
13-13-0		1-5-0		1-2-0		NON-CONFERENCE		1-1-0		3-1-0		7-4-0											
6-0-0		0-0-0		0-0-0		HOME		0-0-0		2-0-0		4-0-0											
6-13-0		1-5-0		1-0-		AWAY		1-1-0		1-1-0		2-4-0											
1-0-0		0-0-0		0-0-0		NEUTRAL		0-0-0		0-0-0		1-0-0											
3-6-0		0-0-0		0-3-0		CONFERENCE		0-0-0		1-2-0		2-1-0											
2-1-0		0-0-0		0-0-0		HOME		0-0-0		0-0-0		2-1-0											
1-5-0		0-0-0		0-3-0		AWAY		0-0-0		1-2-0		0-0-0											
0-0-0		0-0-0		0-0-0		NEUTRAL		0-0-0		0-0-0		0-0-0											
RPI	S	Opponent		Score		RPI	S	Opponent		Score		RPI	S	Opponent		Score		RPI	S	Opponent		Score	
2	A	Miami (FL)		1	4	46	A	Michigan St.		4	5	93	A	FGCU		9	2	115	A	Ohio St.		3	11
2	A	Miami (FL)		0	2	46	A	Michigan St.		2	5	93	A	FGCU		6	9	115	A	Ohio St.		7	4
2	A	Miami (FL)		1	8	46	A	Michigan St.		5	6							115	A	Ohio St.		1	2
23	A	Fla. Atlantic		8	9	48	A	Old Dominion		4	7							125	A	Seton Hall		6	7
23	A	Fla. Atlantic		5	4	48	A	Old Dominion		2	4							125	H	Seton Hall		3	2
23	A	Fla. Atlantic		2	3	48	A	Old Dominion		5	2							143	A	Saint Joseph's		6	4
																		143	H	Saint Joseph's		11	1
																		152	H	Indiana		7	1
																		152	H	Indiana		2	9
																		152	H	Indiana		3	2
																		161	A	Navy		2	3
																		175	A	Monmouth		2	12
																		175	H	Monmouth		20	4
																		206	H	Fordham		5	0
																		237	A	Rider		2	3
																		244	H	Lafayette		11	3
																		256	N	NJIT		10	3
																		278	H	Iona		13	8
																		285	A	George Mason		11	5
																		285	A	George Mason		5	6
																		285	A	George Mason		8	6
LAST 15 GAMES																							
						115	A	Ohio St.		1	2	206	H	Fordham		5	0						
						115	A	Ohio St.		3	11	152	H	Indiana		2	9						
						115	A	Ohio St.		7	4	152	H	Indiana		3	2						
						125	H	Seton Hall		3	2												
						125	A	Seton Hall		6	7												

Non-Div. I Games:

Rutgers



143	A	Saint Joseph's	6	4
143	H	Saint Joseph's	11	1

R  
u  
t  
g  
e  
r  
s

R  
u  
t  
g  
e  
r  
s



Average RPI Win:	161	WON-LOST RECORD	WINNING PCT. RANK	LAST 15 GAMES	STRENGTH OF SCHEDULE	OPP. STRENGTH OF SCHEDULE	TEAM RPI	ADJ RPI	CONF. RPI	ADJ CONF. RPI		
DIV. I ONLY		26-11-0	.7027	29	10-5-0	150	54	62	.55077	62	11	11
DIV. I NON-CONF.		13-9-0	.59091	92	4-3-0	43	42	66	.54872	66	9	9
<hr/>												
TOTALS	RPI 1-25	RPI 26-50		W-L RECORDS		RPI 51-100		RPI 101-150		RPI 150+		
26-11-0	3-4-0	2-3-0		OVERALL		4-2-0		2-1-0		15-1-0		
16-6-0	2-2-0	0-0-0		HOME		2-2-0		2-1-0		10-1-0		
9-4-0	1-2-0	2-2-0		AWAY		1-0-0		0-0-0		5-0-0		
1-1-0	0-0-0	0-1-0		NEUTRAL		1-0-0		0-0-0		0-0-0		
13-9-0	3-4-0	0-2-0		NON-CONFERENCE		4-2-0		2-1-0		4-0-0		
9-5-0	2-2-0	0-0-0		HOME		2-2-0		2-1-0		3-0-0		
3-3-0	1-2-0	0-0-		AWAY		1-0-0		0-0-0		1-0-0		
1-1-0	0-0-0	0-1-0		NEUTRAL		1-0-0		0-0-0		0-0-0		
13-2-0	0-0-0	2-1-0		CONFERENCE		0-0-0		0-0-0		11-1-0		
7-1-0	0-0-0	0-0-0		HOME		0-0-0		0-0-0		7-1-0		
6-1-0	0-0-0	2-1-0		AWAY		0-0-0		0-0-0		4-0-0		
0-0-0	0-0-0	0-0-0		NEUTRAL		0-0-0		0-0-0		0-0-0		
RPI	S	Opponent	Score	RPI	S	Opponent	Score	RPI	S	Opponent	Score	
15	A	La.-Lafayette	1 4	29	A	East Carolina	1 2	64	A	Tulane	7 6	
15	H	La.-Lafayette	16 5	34	A	Northwestern St.	2 1	64	H	Tulane	13 4	
15	H	La.-Lafayette	4 5	34	A	Northwestern St.	2 3	67	N	Tennessee	5 4	
19	A	Southern Miss.	4 2	34	A	Northwestern St.	8 5	72	H	Troy	1 5	
19	H	Southern Miss.	7 9	37	N	Maryland	1 8	72	H	Troy	2 3	
21	A	South Ala.	1 2					72	H	Troy	7 2	
21	H	South Ala.	9 2									

Non-Div. I Games:

Southeastern La.



34 A Northwestern St.	8	5
34 A Northwestern St.	2	1

S  
o  
u  
t  
h  
e  
a  
s  
t  
e  
r  
n  
L  
a  
.

S  
o  
u  
t  
h  
e  
a  
s  
t  
e  
r  
n  
L  
a  
.



Average RPI Win:	171	WON-LOST RECORD	WINNING PCT. RANK	LAST 15 GAMES	STRENGTH OF SCHEDULE	OPP. STRENGTH OF SCHEDULE	TEAM RPI	ADJ RPI	CONF. RPI	ADJ CONF. RPI		
DIV. I ONLY		24-11-0	.68571	33	11-4-0	217	40	63	.54971	63	16	16
DIV. I NON-CONF.		16-8-0	.66667	53	6-1-0	166	7	34	.57054	34	12	12
<hr/>												
TOTALS	RPI 1-25	RPI 26-50		W-L RECORDS		RPI 51-100		RPI 101-150		RPI 150+		
24-11-0	1-3-0	1-2-0		OVERALL		2-3-0		4-1-0		16-2-0		
9-2-0	0-0-0	0-0-0		HOME		0-0-0		0-0-0		9-2-0		
14-9-0	1-3-0	1-2-0		AWAY		2-3-0		3-1-0		7-0-0		
1-0-0	0-0-0	0-0-0		NEUTRAL		0-0-0		1-0-0		0-0-0		
<hr/>												
16-8-0	1-3-0	1-2-0		NON-CONFERENCE		0-2-0		3-0-0		11-1-0		
4-1-0	0-0-0	0-0-0		HOME		0-0-0		0-0-0		4-1-0		
11-7-0	1-3-0	1-0-		AWAY		0-2-0		2-0-0		7-0-0		
1-0-0	0-0-0	0-0-0		NEUTRAL		0-0-0		1-0-0		0-0-0		
<hr/>												
8-3-0	0-0-0	0-0-0		CONFERENCE		2-1-0		1-1-0		5-1-0		
5-1-0	0-0-0	0-0-0		HOME		0-0-0		0-0-0		5-1-0		
3-2-0	0-0-0	0-0-0		AWAY		2-1-0		1-1-0		0-0-0		
0-0-0	0-0-0	0-0-0		NEUTRAL		0-0-0		0-0-0		0-0-0		
<hr/>												
RPI S	Opponent	Score		RPI S	Opponent	Score		RPI S	Opponent	Score		
3 A	Louisville	1	9	33 A	Georgia	3	4	84 A	High Point	6	11	
6 A	North Carolina St.	4	8	33 A	Georgia	1	5	84 A	High Point	4	5	
6 A	North Carolina St.	10	8	33 A	Georgia	3	1	87 A	Valparaiso	2	3	
6 A	North Carolina St.	1	6					87 A	Valparaiso	7	3	
								87 A	Valparaiso	9	6	

Non-Div. I Games:

Wright St.



150 A Milwaukee	9	2
150 A Milwaukee	0	2

W  
r  
i  
g  
h  
t  
s  
t  
.

W  
r  
i  
g  
h  
t  
s  
t  
.



Average RPI Win: 123		WON-LOST RECORD		WINNING PCT. RANK		LAST 15 GAMES		STRENGTH OF SCHEDULE		OPP. STRENGTH OF SCHEDULE		TEAM RPI		ADJ RPI		CONF. RPI		ADJ CONF. RPI	
DIV. I ONLY		22-13-0		.62857 63		9-6-0		86		42		64		.5492 64		7		6	
DIV. I NON-CONF.		18-9-0		.66667 53		5-2-0		115		46		53		.55698 53		7		7	
TOTALS		RPI 1-25		RPI 26-50		W-L RECORDS		RPI 51-100		RPI 101-150		RPI 150+							
22-13-0		3-1-0		2-1-0		OVERALL		4-7-0		6-3-0		7-1-0							
16-5-0		1-0-0		2-1-0		HOME		2-2-0		4-2-0		7-0-0							
4-7-0		1-1-0		0-0-0		AWAY		1-4-0		2-1-0		0-1-0							
2-1-0		1-0-0		0-0-0		NEUTRAL		1-1-0		0-0-0		0-0-0							
18-9-0		3-1-0		0-0-0		NON-CONFERENCE		3-6-0		5-1-0		7-1-0							
13-2-0		1-0-0		0-0-0		HOME		2-2-0		3-0-0		7-0-0							
3-6-0		1-1-0		0-0-		AWAY		0-3-0		2-1-0		0-1-0							
2-1-0		1-0-0		0-0-0		NEUTRAL		1-1-0		0-0-0		0-0-0							
4-4-0		0-0-0		2-1-0		CONFERENCE		1-1-0		1-2-0		0-0-0							
3-3-0		0-0-0		2-1-0		HOME		0-0-0		1-2-0		0-0-0							
1-1-0		0-0-0		0-0-0		AWAY		1-1-0		0-0-0		0-0-0							
0-0-0		0-0-0		0-0-0		NEUTRAL		0-0-0		0-0-0		0-0-0							
RPI S	Opponent	Score		RPI S	Opponent	Score		RPI S	Opponent	Score		RPI S	Opponent	Score					
13 A	LSU	7	1	29 H	East Carolina	5	2	53 N	Arizona	11	10	106 H	Pepperdine	4	3				
15 A	La.-Lafayette	2	9	29 H	East Carolina	3	7	57 A	New Orleans	9	10	106 H	Pepperdine	11	0				
15 H	La.-Lafayette	5	3	29 H	East Carolina	3	0	62 A	Southeastern La.	4	13	106 H	Pepperdine	15	0				
19 N	Southern Miss.	12	7					62 H	Southeastern La.	6	7	119 H	Cincinnati	1	0				
								65 A	UConn	14	5	119 H	Cincinnati	4	7				
								65 A	UConn	4	9	119 H	Cincinnati	1	2				
								85 N	Nebraska	5	11	138 A	Texas	3	2				
								88 A	San Diego	6	7	138 A	Texas	3	10				
								96 H	Illinois	2	5	138 A	Texas	5	3				
								96 H	Illinois	3	0	167 H	Furman	10	6				
								96 H	Illinois	6	5	167 H	Furman	11	6				
												167 H	Furman	8	0				
												226 A	Nicholls St.	1	2				
												258 H	Illinois St.	3	2				
												258 H	Illinois St.	9	3				
												258 H	Illinois St.	13	0				
												298 H	Alabama A&M	7	0				
				LAST 15 GAMES															
				119 H	Cincinnati	4	7	62 H	Southeastern La.	6	7								
				119 H	Cincinnati	1	0	65 A	UConn	14	5								
				119 H	Cincinnati	1	2	65 A	UConn	4	9								
				15 A	La.-Lafayette	2	9												
				29 H	East Carolina	3	7												

Non-Div. I Games:

Tulane



29	H	East Carolina	3	0
29	H	East Carolina	5	2

T  
u  
l  
a  
n  
e

T  
u  
l  
a  
n  
e



Average RPI Win: 127		WON-LOST	WINNING	LAST 15	STRENGTH OF		OPP. STRENGTH	TEAM	ADJ		CONF.	ADJ CONF.
Average RPI Loss: 101		RECORD	PCT. RANK	GAMES	SCHEDULE		OF SCHEDULE	RPI	RPI		RPI	RPI
DIV. I ONLY		19-15-0	.55882	109	10-4-0		87	82	65		.54834	65
DIV. I NON-CONF.		14-12-0	.53846	133	5-1-0		111	103	80		.54074	80
TOTALS		RPI 1-25	RPI 26-50		W-L RECORDS		RPI 51-100		RPI 101-150		RPI 150+	
19-15-0		0-3-0	1-0-0		OVERALL		7-2-0		6-8-0		5-2-0	
9-2-0		0-0-0	1-0-0		HOME		4-1-0		0-0-0		4-1-0	
6-13-0		0-3-0	0-0-0		AWAY		2-1-0		4-8-0		0-1-0	
4-0-0		0-0-0	0-0-0		NEUTRAL		1-0-0		2-0-0		1-0-0	
14-12-0		0-3-0	1-0-0		NON-CONFERENCE		3-1-0		5-6-0		5-2-0	
5-1-0		0-0-0	1-0-0		HOME		0-0-0		0-0-0		4-1-0	
5-11-0		0-3-0	0-0-		AWAY		2-1-0		3-6-0		0-1-0	
4-0-0		0-0-0	0-0-0		NEUTRAL		1-0-0		2-0-0		1-0-0	
5-3-0		0-0-0	0-0-0		CONFERENCE		4-1-0		1-2-0		0-0-0	
4-1-0		0-0-0	0-0-0		HOME		4-1-0		0-0-0		0-0-0	
1-2-0		0-0-0	0-0-0		AWAY		0-0-0		1-2-0		0-0-0	
0-0-0		0-0-0	0-0-0		NEUTRAL		0-0-0		0-0-0		0-0-0	
RPI S	Opponent	Score	RPI S	Opponent	Score	RPI S	Opponent	Score	RPI S	Opponent	Score	
8 A	UC Santa Barbara	3 5	42 H	Bryant	6 3	64 H	Tulane	5 14	104 A	CSUN	4 12	
8 A	UC Santa Barbara	2 6				64 H	Tulane	9 4	104 A	CSUN	1 2	
8 A	UC Santa Barbara	6 9				68 H	Houston	4 1	110 A	Southern California	5 4	
						68 H	Houston	9 2	117 A	UTSA	9 6	
						68 H	Houston	3 2	117 A	UTSA	1 2	
						69 A	Austin Peay	19 4	117 A	UTSA	5 6	
						74 A	Hartford	3 4	119 A	Cincinnati	4 2	
						81 A	Boston College	9 4	119 A	Cincinnati	2 3	
						83 N	Missouri St.	12 4	119 A	Cincinnati	2 3	
									124 A	Liberty	5 8	
									124 A	Liberty	7 5	
									124 A	Liberty	4 5	
									137 N	William & Mary	18 1	
									137 N	William & Mary	3 2	
									205 A	Columbia	3 4	
									205 H	Columbia	3 0	
									205 H	Columbia	4 3	
									207 H	Fairfield	2 1	
									220 H	Yale	8 2	
									227 H	Central Conn. St.	4 8	
									284 N	Alcorn	25 3	
LAST 15 GAMES												
						68 H	Houston	9 2	119 A	Cincinnati	2 3	
						68 H	Houston	4 1	74 A	Hartford	3 4	
						68 H	Houston	3 2	64 H	Tulane	5 14	
						42 H	Bryant	6 3				
						207 H	Fairfield	2 1				

Non-Div. I Games:

UConn



119 A Cincinnati	4	2
119 A Cincinnati	2	3

U  
C  
o  
n  
n

U  
C  
o  
n  
n



Average RPI Win:		118	WON-LOST		WINNING		LAST 15		STRENGTH OF		OPP. STRENGTH		TEAM		ADJ		CONF.		ADJ CONF.	
Average RPI Loss:		91	RECORD		PCT. RANK		GAMES		SCHEDULE		OF SCHEDULE		RPI		RPI		RPI		RPI	
DIV. I ONLY			19-11-0		.63333		60		9-6-0		139		6		66		.54755		66	
DIV. I NON-CONF.			11-6-0		.64706		61		1-1-0		124		6		63		.54997		63	
TOTALS		RPI 1-25		RPI 26-50		W-L RECORDS		RPI 51-100		RPI 101-150		RPI 150+								
19-11-0		1-2-0		4-1-0		OVERALL		3-3-0		4-3-0		7-2-0								
12-5-0		1-2-0		3-1-0		HOME		0-0-0		2-1-0		6-1-0								
7-6-0		0-0-0		1-0-0		AWAY		3-3-0		2-2-0		1-1-0								
0-0-0		0-0-0		0-0-0		NEUTRAL		0-0-0		0-0-0		0-0-0								
11-6-0		1-2-0		3-1-0		NON-CONFERENCE		0-0-0		2-2-0		5-1-0								
8-3-0		1-2-0		3-1-0		HOME		0-0-0		0-0-0		4-0-0								
3-3-0		0-0-0		0-0-		AWAY		0-0-0		2-2-0		1-1-0								
0-0-0		0-0-0		0-0-0		NEUTRAL		0-0-0		0-0-0		0-0-0								
8-5-0		0-0-0		1-0-0		CONFERENCE		3-3-0		2-1-0		2-1-0								
4-2-0		0-0-0		0-0-0		HOME		0-0-0		2-1-0		2-1-0								
4-3-0		0-0-0		1-0-0		AWAY		3-3-0		0-0-0		0-0-0								
0-0-0		0-0-0		0-0-0		NEUTRAL		0-0-0		0-0-0		0-0-0								
RPI	S	Opponent		Score		RPI	S	Opponent		Score		RPI	S	Opponent		Score				
12	H	Vanderbilt		4	1	30	A	California		8	6	53	A	Arizona		1	4			
12	H	Vanderbilt		2	5	35	H	St. Mary's (CA)		9	1	53	A	Arizona		1	4			
12	H	Vanderbilt		1	4	47	H	Cal St. Fullerton		2	1	53	A	Arizona		6	5			
						47	H	Cal St. Fullerton		2	0	86	A	UCLA		5	6			
						47	H	Cal St. Fullerton		3	4	86	A	UCLA		4	1			
												86	A	UCLA		8	2			
														110 H Southern California		0	1			
														110 H Southern California		8	1			
														110 H Southern California		11	8			
														138 A Texas		11	1			
														138 A Texas		0	9			
														138 A Texas		3	4			
														138 A Texas		1	0			
														155 H Washington St.		2	5			
														155 H Washington St.		6	1			
														155 H Washington St.		5	0			
														190 H Kansas		6	2			
														190 H Kansas		10	4			
														190 H Kansas		2	0			
														193 A San Jose St.		9	10			
														193 H San Jose St.		10	0			
														273 A UC Davis		5	2			
LAST 15 GAMES																				
						53	A	Arizona		6	5	30	A	California		8	6			
						53	A	Arizona		1	4	110	H	Southern California		8	1			
						53	A	Arizona		1	4	110	H	Southern California		11	8			
						193	H	San Jose St.		10	0									
						86	A	UCLA		8	2									

Non-Div. I Games:

Stanford



86 A UCLA	5	6
86 A UCLA	4	1

S  
t  
a  
n  
f  
o  
r  
d

S  
t  
a  
n  
f  
o  
r  
d



Average RPI Win: 147		WON-LOST	WINNING	LAST 15	STRENGTH OF		OPP. STRENGTH	TEAM	ADJ		CONF.	ADJ CONF.
Average RPI Loss: 56		RECORD	PCT. RANK	GAMES	SCHEDULE		OF SCHEDULE	RPI	RPI		RPI	RPI
DIV. I ONLY		20-16-0	.55556	112	7-8-0		57	31	67		.54718	67
DIV. I NON-CONF.		16-5-0	.7619	25	4-0-0		175	139	58		.55299	58
TOTALS		RPI 1-25	RPI 26-50		W-L RECORDS		RPI 51-100		RPI 101-150		RPI 150+	
20-16-0		2-7-0	3-3-0		OVERALL		2-2-0		4-3-0		9-1-0	
10-6-0		2-4-0	0-0-0		HOME		2-1-0		3-1-0		3-0-0	
6-7-0		0-3-0	2-2-0		AWAY		0-0-0		1-2-0		3-0-0	
4-3-0		0-0-0	1-1-0		NEUTRAL		0-1-0		0-0-0		3-1-0	
16-5-0		0-0-0	2-1-0		NON-CONFERENCE		2-2-0		3-1-0		9-1-0	
8-2-0		0-0-0	0-0-0		HOME		2-1-0		3-1-0		3-0-0	
4-0-0		0-0-0	1-0-		AWAY		0-0-0		0-0-0		3-0-0	
4-3-0		0-0-0	1-1-0		NEUTRAL		0-1-0		0-0-0		3-1-0	
4-11-0		2-7-0	1-2-0		CONFERENCE		0-0-0		1-2-0		0-0-0	
2-4-0		2-4-0	0-0-0		HOME		0-0-0		0-0-0		0-0-0	
2-7-0		0-3-0	1-2-0		AWAY		0-0-0		1-2-0		0-0-0	
0-0-0		0-0-0	0-0-0		NEUTRAL		0-0-0		0-0-0		0-0-0	
RPI S	Opponent	Score	RPI S	Opponent	Score	RPI S	Opponent	Score	RPI S	Opponent	Score	
5 A	South Carolina	4 7	29 A	East Carolina	5 2	62 N	Southeastern La.	4 5	101 H	UC Irvine	0 2	
5 A	South Carolina	6 7	35 N	St. Mary's (CA)	6 3	80 H	Western Ky.	0 6	101 H	UC Irvine	14 4	
5 A	South Carolina	3 4	37 N	Maryland	9 10	91 H	Morehead St.	6 5	101 H	UC Irvine	12 1	
7 H	Ole Miss	7 10	45 A	Alabama	6 3	99 H	Middle Tenn.	9 2	119 H	Cincinnati	7 1	
7 H	Ole Miss	3 2	45 A	Alabama	3 7				121 A	Auburn	0 2	
7 H	Ole Miss	4 6	45 A	Alabama	3 11				121 A	Auburn	6 7	
22 H	Kentucky	2 10							121 A	Auburn	13 4	
22 H	Kentucky	14 5							176 A	Grand Canyon	25 8	
22 H	Kentucky	4 5							204 H	Tennessee Tech	9 1	
									211 N	Memphis	8 4	
									211 N	Memphis	5 2	
									211 N	Memphis	8 13	
									247 H	Appalachian St.	7 5	
									264 N	Central Mich.	20 1	
									279 A	ETSU	11 2	
									287 A	UNC Asheville	7 3	
									287 H	UNC Asheville	11 0	
			LAST 15 GAMES									
			121 A	Auburn	6 7	91 H	Morehead St.	6 5				
			121 A	Auburn	0 2	22 H	Kentucky	2 10				
			121 A	Auburn	13 4	22 H	Kentucky	4 5				
			247 H	Appalachian St.	7 5							
			5 A	South Carolina	3 4							

Non-Div. I Games:

Tennessee



5 A South Carolina	4	7
5 A South Carolina	6	7

T  
e  
n  
n  
e  
s  
s  
e  
e

T  
e  
n  
n  
e  
s  
s  
e  
e



Average RPI Win:		150	WON-LOST RECORD		WINNING PCT. RANK		LAST 15 GAMES		STRENGTH OF SCHEDULE		OPP. STRENGTH OF SCHEDULE		TEAM RPI		ADJ RPI		CONF. RPI		ADJ CONF. RPI	
DIV. I ONLY			20-15-0		.57143 99		7-8-0		46		67		68		.54691 68		7		6	
DIV. I NON-CONF.			17-9-0		.65385 58		4-2-0		49		67		51		.55758 51		7		7	
TOTALS		RPI 1-25		RPI 26-50		W-L RECORDS		RPI 51-100		RPI 101-150		RPI 150+								
20-15-0		0-4-0		3-3-0		OVERALL		4-5-0		3-3-0		10-0-0								
15-5-0		0-2-0		0-0-0		HOME		3-1-0		2-2-0		10-0-0								
4-7-0		0-0-0		3-3-0		AWAY		1-4-0		0-0-0		0-0-0								
1-3-0		0-2-0		0-0-0		NEUTRAL		0-0-0		1-1-0		0-0-0								
17-9-0		0-4-0		2-1-0		NON-CONFERENCE		2-1-0		3-3-0		10-0-0								
13-4-0		0-2-0		0-0-0		HOME		1-0-0		2-2-0		10-0-0								
3-2-0		0-0-0		2-0-		AWAY		1-1-0		0-0-0		0-0-0								
1-3-0		0-2-0		0-0-0		NEUTRAL		0-0-0		1-1-0		0-0-0								
3-6-0		0-0-0		1-2-0		CONFERENCE		2-4-0		0-0-0		0-0-0								
2-1-0		0-0-0		0-0-0		HOME		2-1-0		0-0-0		0-0-0								
1-5-0		0-0-0		1-2-0		AWAY		0-3-0		0-0-0		0-0-0								
0-0-0		0-0-0		0-0-0		NEUTRAL		0-0-0		0-0-0		0-0-0								
RPI	S	Opponent		Score		RPI	S	Opponent		Score		RPI	S	Opponent		Score				
4	H	Texas A&M		2	7	29	A	East Carolina		1	5	51	A	Lamar		4	3			
11	N	Texas Tech		2	3	29	A	East Carolina		1	3	59	A	McNeese St.		1	4			
18	H	Rice		4	7	29	A	East Carolina		6	1	59	H	McNeese St.		14	1			
25	N	TCU		1	10	45	A	Alabama		3	2	65	A	UConn		1	4			
						45	A	Alabama		3	1	65	A	UConn		2	3			
						45	A	Alabama		6	7	65	A	UConn		2	9			
										94	H	UCF		1	0					
										94	H	UCF		1	2					
										94	H	UCF		4	3					

Non-Div. I Games:

Houston



94	H	UCF	4	3
94	H	UCF	1	2

H  
o  
u  
s  
t  
o  
n

H  
o  
u  
s  
t  
o  
n



Average RPI Win: 185		WON-LOST	WINNING		LAST 15	STRENGTH OF		OPP. STRENGTH	TEAM	ADJ		CONF.	ADJ CONF.		
Average RPI Loss: 101		RECORD	PCT. RANK		GAMES	SCHEDULE		OF SCHEDULE	RPI	RPI		RPI	RPI		
DIV. I ONLY		21-13-0	.61765	72	11-4-0	82		221	69	.54546	69	20	20		
DIV. I NON-CONF.		9-7-0	.5625	110	2-1-0	91		126	89	.53498	89	21	20		
TOTALS		RPI 1-25	RPI 26-50		W-L RECORDS		RPI 51-100		RPI 101-150		RPI 150+				
21-13-0		0-1-0	0-0-0		OVERALL		3-7-0		5-3-0		13-2-0				
13-4-0		0-0-0	0-0-0		HOME		2-3-0		3-1-0		8-0-0				
8-9-0		0-1-0	0-0-0		AWAY		1-4-0		2-2-0		5-2-0				
0-0-0		0-0-0	0-0-0		NEUTRAL		0-0-0		0-0-0		0-0-0				
9-7-0		0-1-0	0-0-0		NON-CONFERENCE		1-3-0		5-3-0		3-0-0				
5-3-0		0-0-0	0-0-0		HOME		0-2-0		3-1-0		2-0-0				
4-4-0		0-1-0	0-0-		AWAY		1-1-0		2-2-0		1-0-0				
0-0-0		0-0-0	0-0-0		NEUTRAL		0-0-0		0-0-0		0-0-0				
12-6-0		0-0-0	0-0-0		CONFERENCE		2-4-0		0-0-0		10-2-0				
8-1-0		0-0-0	0-0-0		HOME		2-1-0		0-0-0		6-0-0				
4-5-0		0-0-0	0-0-0		AWAY		0-3-0		0-0-0		4-2-0				
0-0-0		0-0-0	0-0-0		NEUTRAL		0-0-0		0-0-0		0-0-0				
RPI S	Opponent	Score		RPI S	Opponent	Score		RPI S	Opponent	Score		RPI S	Opponent	Score	
22 A	Kentucky	2	3					56 H	Southeast Mo. St.	6	1	112 A	Mercer	10	7
								56 H	Southeast Mo. St.	3	7	112 A	Mercer	4	14
								56 H	Southeast Mo. St.	8	6	112 A	Mercer	12	13
								65 H	UConn	4	19	113 A	Southern Ill.	16	10
								70 A	Jacksonville St.	5	8	113 H	Southern Ill.	13	6
								70 A	Jacksonville St.	1	6	135 H	Bradley	7	9
								70 A	Jacksonville St.	12	25	135 H	Bradley	8	4
								80 A	Western Ky.	16	2	135 H	Bradley	7	1
								83 H	Missouri St.	4	11	204 A	Tennessee Tech	9	4
								99 A	Middle Tenn.	5	6	204 A	Tennessee Tech	3	14
												204 A	Tennessee Tech	10	2
												211 A	Memphis	9	7
												216 A	Belmont	6	5
												216 A	Belmont	6	3
												216 A	Belmont	0	15
												229 H	Northern Ill.	14	1
												238 H	Murray St.	16	11
												238 H	Murray St.	10	4
												238 H	Murray St.	6	2
												270 H	Eastern Ill.	13	6
												270 H	Eastern Ill.	6	3
												270 H	Eastern Ill.	5	3
												284 H	Alcorn	12	0
LAST 15 GAMES				216 A	Belmont	6	3	99 A	Middle Tenn.	5	6				
				216 A	Belmont	6	5	204 A	Tennessee Tech	9	4				
				216 A	Belmont	0	15	204 A	Tennessee Tech	3	14				
				211 A	Memphis	9	7								
				56 H	Southeast Mo. St.	3	7								

Non-Div. I Games:

Austin Peay



56 H Southeast Mo. St.	8	6
56 H Southeast Mo. St.	6	1

A  
u  
s  
t  
i  
n  
P  
e  
a  
y

A  
u  
s  
t  
i  
n  
P  
e  
a  
y



Average RPI Win:	154	WON-LOST RECORD	WINNING PCT. RANK	LAST 15 GAMES	STRENGTH OF SCHEDULE	OPP. STRENGTH OF SCHEDULE	TEAM RPI	ADJ RPI	CONF. RPI	ADJ CONF. RPI		
DIV. I ONLY		24-11-0	.68571	33	10-5-0	168	98	70	.54514	70	20	20
DIV. I NON-CONF.		11-9-0	.55	119	4-3-0	80	34	92	.53291	92	21	20
<hr/>												
TOTALS	RPI 1-25	RPI 26-50		W-L RECORDS		RPI 51-100		RPI 101-150		RPI 150+		
24-11-0	0-0-0	0-0-0		OVERALL		10-4-0		3-3-0		11-4-0		
13-5-0	0-0-0	0-0-0		HOME		9-3-0		2-1-0		2-1-0		
11-6-0	0-0-0	0-0-0		AWAY		1-1-0		1-2-0		9-3-0		
0-0-0	0-0-0	0-0-0		NEUTRAL		0-0-0		0-0-0		0-0-0		
<hr/>												
11-9-0	0-0-0	0-0-0		NON-CONFERENCE		7-4-0		3-3-0		1-2-0		
8-4-0	0-0-0	0-0-0		HOME		6-3-0		2-1-0		0-0-0		
3-5-0	0-0-0	0-0-		AWAY		1-1-0		1-2-0		1-2-0		
0-0-0	0-0-0	0-0-0		NEUTRAL		0-0-0		0-0-0		0-0-0		
<hr/>												
13-2-0	0-0-0	0-0-0		CONFERENCE		3-0-0		0-0-0		10-2-0		
5-1-0	0-0-0	0-0-0		HOME		3-0-0		0-0-0		2-1-0		
8-1-0	0-0-0	0-0-0		AWAY		0-0-0		0-0-0		8-1-0		
0-0-0	0-0-0	0-0-0		NEUTRAL		0-0-0		0-0-0		0-0-0		
<hr/>												
RPI	S	Opponent	Score	RPI	S	Opponent	Score	RPI	S	Opponent	Score	
				69 H Austin Peay 25 12				113 A Southern Ill. 9 5				
				69 H Austin Peay 8 5				113 A Southern Ill. 2 3				
				69 H Austin Peay 6 1				113 A Southern Ill. 3 13				
				71 H Oral Roberts 8 3				131 H UAB 11 10				
				72 A Troy 8 7				149 H Alabama St. 7 1				
				72 H Troy 0 10				149 H Alabama St. 5 8				
				73 A Samford 7 10				182 A Kennesaw St. 9 11				
				73 H Samford 6 7				182 A Kennesaw St. 2 3				
				80 H Western Ky. 8 7				182 A Kennesaw St. 10 5				
				80 H Western Ky. 5 4				204 A Tennessee Tech 15 14				
				80 H Western Ky. 9 7				204 A Tennessee Tech 6 7				
				87 H Valparaiso 4 14				204 A Tennessee Tech 9 3				
				87 H Valparaiso 11 10				222 A SIUE 13 4				
				87 H Valparaiso 9 3				222 A SIUE 9 7				
								222 A SIUE 9 6				
								238 H Murray St. 11 4				
								238 H Murray St. 22 7				
								238 H Murray St. 5 6				
								270 A Eastern Ill. 10 3				
								270 A Eastern Ill. 6 4				
				270 A Eastern Ill. 4 3								
LAST 15 GAMES												
204 A Tennessee Tech 15 14				131 H UAB 11 10								
204 A Tennessee Tech 6 7				113 A Southern Ill. 2 3								
204 A Tennessee Tech 9 3				113 A Southern Ill. 3 13								
72 A Troy 8 7												
238 H Murray St. 5 6												

Non-Div. I Games:

Jacksonville St.



238 H Murray St.	22	7
238 H Murray St.	11	4

J  
a  
c  
k  
s  
o  
n  
v  
i  
l  
l  
e  
s  
t  
.

J  
a  
c  
k  
s  
o  
n  
v  
i  
l  
l  
e  
s  
t  
.



Average RPI Win: 155		WON-LOST	WINNING	LAST 15	STRENGTH OF		OPP. STRENGTH	TEAM	ADJ	CONF.	ADJ CONF.
Average RPI Loss: 137		RECORD	PCT. RANK	GAMES	SCHEDULE		OF SCHEDULE	RPI	RPI	RPI	RPI
DIV. I ONLY		23-12-0	.65714	45	12-3-0		134	133	71	.54511	71
DIV. I NON-CONF.		11-9-0	.55	119	2-1-0		35	21	36	.56879	36
TOTALS		RPI 1-25	RPI 26-50		W-L RECORDS		RPI 51-100		RPI 101-150		RPI 150+
23-12-0		1-0-0	1-0-0		OVERALL		3-5-0		5-3-0		13-4-0
15-3-0		0-0-0	0-0-0		HOME		1-0-0		3-1-0		11-2-0
8-7-0		1-0-0	1-0-0		AWAY		2-3-0		2-2-0		2-2-0
0-2-0		0-0-0	0-0-0		NEUTRAL		0-2-0		0-0-0		0-0-0
11-9-0		1-0-0	1-0-0		NON-CONFERENCE		3-5-0		5-3-0		1-1-0
5-1-0		0-0-0	0-0-0		HOME		1-0-0		3-1-0		1-0-0
6-6-0		1-0-0	1-0-		AWAY		2-3-0		2-2-0		0-1-0
0-2-0		0-0-0	0-0-0		NEUTRAL		0-2-0		0-0-0		0-0-0
12-3-0		0-0-0	0-0-0		CONFERENCE		0-0-0		0-0-0		12-3-0
10-2-0		0-0-0	0-0-0		HOME		0-0-0		0-0-0		10-2-0
2-1-0		0-0-0	0-0-0		AWAY		0-0-0		0-0-0		2-1-0
0-0-0		0-0-0	0-0-0		NEUTRAL		0-0-0		0-0-0		0-0-0
RPI S	Opponent	Score		RPI S	Opponent	Score		RPI S	Opponent	Score	
17 A	Mississippi St.	3	1	27 A	Oklahoma St.	4	0	58 A	Dallas Baptist	1	6
								58 A	Dallas Baptist	12	7
								58 A	Dallas Baptist	7	4
								70 A	Jacksonville St.	3	8
								83 A	Missouri St.	0	5
								95 N	Indiana St.	2	3
								95 N	Indiana St.	5	9
								97 H	Oklahoma	5	0
								120 H	Little Rock	4	3
								120 H	Little Rock	14	5
								120 H	Little Rock	8	9
								120 H	Little Rock	3	2
								121 A	Auburn	11	18
								121 A	Auburn	1	10
								121 A	Auburn	8	7
								148 A	Kansas St.	14	10
								164 H	North Dakota St.	10	3
								164 H	North Dakota St.	6	3
								164 H	North Dakota St.	8	6
								172 A	Wichita St.	8	15
								172 H	Wichita St.	6	4
								199 H	South Dakota St.	9	1
								199 H	South Dakota St.	13	3
								199 H	South Dakota St.	2	3
								203 H	Omaha	3	2
								203 H	Omaha	6	3
								203 H	Omaha	6	4
								251 H	IPFW	3	6
								251 H	IPFW	15	0
								251 H	IPFW	5	2
								257 A	Western Ill.	4	9
								257 A	Western Ill.	6	0
								257 A	Western Ill.	11	1
				LAST 15 GAMES				172 A	Wichita St.	8	15
								164 H	North Dakota St.	8	6
								164 H	North Dakota St.	6	3
								27 A	Oklahoma St.	4	0
								257 A	Western Ill.	11	1

Non-Div. I Games:

Oral Roberts



257 A Western Ill.	6	0
257 A Western Ill.	4	9

O  
r  
a  
l  
R  
o  
b  
e  
r  
t  
s

O  
r  
a  
l  
R  
o  
b  
e  
r  
t  
s



Average RPI Win: 149		WON-LOST RECORD		WINNING PCT. RANK		LAST 15 GAMES		STRENGTH OF SCHEDULE		OPP. STRENGTH OF SCHEDULE		TEAM RPI		ADJ RPI		CONF. RPI		ADJ CONF. RPI	
DIV. I ONLY		22-15-0		.59459 87		9-6-0		79		81		72		.54508 72		9		9	
DIV. I NON-CONF.		14-8-0		.63636 68		4-2-0		32		98		45		.56186 45		10		10	
TOTALS		RPI 1-25		RPI 26-50		W-L RECORDS		RPI 51-100		RPI 101-150		RPI 150+							
22-15-0		1-3-0		0-2-0		OVERALL		6-4-0		7-6-0		8-0-0							
14-5-0		1-2-0		0-1-0		HOME		3-2-0		2-0-0		8-0-0							
7-8-0		0-0-0		0-0-0		AWAY		3-2-0		4-6-0		0-0-0							
1-2-0		0-1-0		0-1-0		NEUTRAL		0-0-0		1-0-0		0-0-0							
14-8-0		0-1-0		0-2-0		NON-CONFERENCE		6-4-0		3-1-0		5-0-0							
10-3-0		0-0-0		0-1-0		HOME		3-2-0		2-0-0		5-0-0							
3-3-0		0-0-0		0-0-		AWAY		3-2-0		0-1-0		0-0-0							
1-2-0		0-1-0		0-1-0		NEUTRAL		0-0-0		1-0-0		0-0-0							
8-7-0		1-2-0		0-0-0		CONFERENCE		0-0-0		4-5-0		3-0-0							
4-2-0		1-2-0		0-0-0		HOME		0-0-0		0-0-0		3-0-0							
4-5-0		0-0-0		0-0-0		AWAY		0-0-0		4-5-0		0-0-0							
0-0-0		0-0-0		0-0-0		NEUTRAL		0-0-0		0-0-0		0-0-0							
RPI S	Opponent	Score		RPI S	Opponent	Score		RPI S	Opponent	Score		RPI S	Opponent	Score					
15 H	La.-Lafayette	2	4	45 H	Alabama	1	2	57 H	New Orleans	9	4	116 A	Ga. Southern	8	4				
15 H	La.-Lafayette	3	8	46 N	Michigan St.	0	3	57 H	New Orleans	9	6	116 A	Ga. Southern	0	7				
15 H	La.-Lafayette	4	1					57 H	New Orleans	6	10	116 A	Ga. Southern	2	1				
19 N	Southern Miss.	2	6					62 A	Southeastern La.	3	2	120 A	Little Rock	8	11				
								62 A	Southeastern La.	5	1	120 A	Little Rock	9	10				
								62 A	Southeastern La.	2	7	120 A	Little Rock	3	4				
								70 A	Jacksonville St.	10	0	121 N	Auburn	4	3				
								70 H	Jacksonville St.	7	8	131 A	UAB	0	7				
								73 A	Samford	6	20	131 H	UAB	2	1				
								73 H	Samford	5	3	140 A	Arkansas St.	8	1				
												140 A	Arkansas St.	3	4				
												140 A	Arkansas St.	11	1				
												149 H	Alabama St.	8	0				
												234 H	Northern Ky.	4	2				
												234 H	Northern Ky.	6	1				
												234 H	Northern Ky.	10	3				
												234 H	Northern Ky.	5	0				
												247 H	Appalachian St.	3	2				
												247 H	Appalachian St.	9	7				
												247 H	Appalachian St.	4	3				
												298 H	Alabama A&M	8	0				
				LAST 15 GAMES															
				140 A	Arkansas St.	8	1	73 H	Samford	5	3								
				140 A	Arkansas St.	3	4	57 H	New Orleans	9	4								
				140 A	Arkansas St.	11	1	57 H	New Orleans	9	6								
				70 H	Jacksonville St.	7	8												
				247 H	Appalachian St.	3	2												

Non-Div. I Games:

Troy



247 H Appalachian St.	4	3
247 H Appalachian St.	9	7

T  
r  
o  
y

T  
r  
o  
y



Average RPI Win: 137		WON-LOST RECORD		WINNING PCT. RANK		LAST 15 GAMES		STRENGTH OF SCHEDULE		OPP. STRENGTH OF SCHEDULE		TEAM RPI		ADJ RPI		CONF. RPI		ADJ CONF. RPI					
Average RPI Loss: 85																							
DIV. I ONLY		20-16-0		.55556 112		8-7-0		37		113		73		.54394 73		15		15					
DIV. I NON-CONF.		14-10-0		.58333 99		2-1-0		20		125		55		.55408 55		16		16					
TOTALS		RPI 1-25		RPI 26-50		W-L RECORDS		RPI 51-100		RPI 101-150		RPI 150+											
20-16-0		1-2-0		1-3-0		OVERALL		5-5-0		8-4-0		5-2-0											
14-7-0		0-0-0		1-3-0		HOME		3-2-0		6-2-0		4-0-0											
6-9-0		1-2-0		0-0-0		AWAY		2-3-0		2-2-0		1-2-0											
0-0-0		0-0-0		0-0-0		NEUTRAL		0-0-0		0-0-0		0-0-0											
14-10-0		1-2-0		1-3-0		NON-CONFERENCE		4-3-0		4-2-0		4-0-0											
10-5-0		0-0-0		1-3-0		HOME		3-2-0		2-0-0		4-0-0											
4-5-0		1-2-0		0-0-		AWAY		1-1-0		2-2-0		0-0-0											
0-0-0		0-0-0		0-0-0		NEUTRAL		0-0-0		0-0-0		0-0-0											
6-6-0		0-0-0		0-0-0		CONFERENCE		1-2-0		4-2-0		1-2-0											
4-2-0		0-0-0		0-0-0		HOME		0-0-0		4-2-0		0-0-0											
2-4-0		0-0-0		0-0-0		AWAY		1-2-0		0-0-0		1-2-0											
0-0-0		0-0-0		0-0-0		NEUTRAL		0-0-0		0-0-0		0-0-0											
RPI	S	Opponent		Score		RPI	S	Opponent		Score		RPI	S	Opponent		Score		RPI	S	Opponent		Score	
19	A	Southern Miss.		2	8	38	H	BYU		1	7	70	A	Jacksonville St.		7	6	112	H	Mercer		3	5
19	A	Southern Miss.		10	8	38	H	BYU		4	6	70	H	Jacksonville St.		10	7	112	H	Mercer		11	5
19	A	Southern Miss.		3	6	38	H	BYU		3	4	72	A	Troy		3	5	112	H	Mercer		3	1
						38	H	BYU		10	5	72	H	Troy		20	6	114	A	La.-Monroe		2	5
												78	A	Western Caro.		5	6	114	A	La.-Monroe		4	6
												78	A	Western Caro.		5	10	114	A	La.-Monroe		10	2
												78	A	Western Caro.		13	7	131	H	UAB		13	2
												82	H	Jacksonville		2	7	136	H	Wofford		6	0
												82	H	Jacksonville		2	9	136	H	Wofford		11	3
												82	H	Jacksonville		8	5	136	H	Wofford		3	4
																		149	A	Alabama St.		18	7
																		149	H	Alabama St.		13	3
																		167	A	Furman		5	3
																		167	A	Furman		5	8
																		167	A	Furman		2	4
																		277	H	Butler		16	1
																		277	H	Butler		4	3
																		277	H	Butler		14	1
																		277	H	Butler		12	2
LAST 15 GAMES																							
						78	A	Western Caro.		5	6	72	A	Troy		3	5						
						78	A	Western Caro.		13	7	112	H	Mercer		3	1						
						78	A	Western Caro.		5	10	112	H	Mercer		3	5						
						149	H	Alabama St.		13	3												
						136	H	Wofford		6	0												

Non-Div. I Games:

Samford



136 H Wofford	11	3
136 H Wofford	3	4

S  
a  
m  
f  
o  
r  
d

S  
a  
m  
f  
o  
r  
d



Average RPI Win: 175		WON-LOST	WINNING	LAST 15	STRENGTH OF		OPP. STRENGTH	TEAM	ADJ		CONF.	ADJ CONF.			
Average RPI Loss: 132		RECORD	PCT. RANK	GAMES	SCHEDULE		OF SCHEDULE	RPI	RPI		RPI	RPI			
DIV. I ONLY		21-12-0	.63636	57	8-7-0		165	177	74	.5424	74	21	21		
DIV. I NON-CONF.		16-5-0	.7619	25	5-1-0		136	131	16	.58861	16	22	22		
TOTALS		RPI 1-25	RPI 26-50		W-L RECORDS		RPI 51-100		RPI 101-150		RPI 150+				
21-12-0		0-3-0	1-0-0		OVERALL		4-0-0		0-0-0		16-9-0				
5-4-0		0-0-0	0-0-0		HOME		1-0-0		0-0-0		4-4-0				
16-8-0		0-3-0	1-0-0		AWAY		3-0-0		0-0-0		12-5-0				
0-0-0		0-0-0	0-0-0		NEUTRAL		0-0-0		0-0-0		0-0-0				
16-5-0		0-3-0	1-0-0		NON-CONFERENCE		4-0-0		0-0-0		11-2-0				
2-1-0		0-0-0	0-0-0		HOME		1-0-0		0-0-0		1-1-0				
14-4-0		0-3-0	1-0-		AWAY		3-0-0		0-0-0		10-1-0				
0-0-0		0-0-0	0-0-0		NEUTRAL		0-0-0		0-0-0		0-0-0				
5-7-0		0-0-0	0-0-0		CONFERENCE		0-0-0		0-0-0		5-7-0				
3-3-0		0-0-0	0-0-0		HOME		0-0-0		0-0-0		3-3-0				
2-4-0		0-0-0	0-0-0		AWAY		0-0-0		0-0-0		2-4-0				
0-0-0		0-0-0	0-0-0		NEUTRAL		0-0-0		0-0-0		0-0-0				
RPI S	Opponent	Score		RPI S	Opponent	Score		RPI S	Opponent	Score		RPI S	Opponent	Score	
8 A	UC Santa Barbara	4	7	42 A	Bryant	9	8	65 H	UConn	4	3	153 A	Binghamton	3	5
8 A	UC Santa Barbara	6	7					76 A	North Florida	3	2	153 A	Binghamton	1	12
8 A	UC Santa Barbara	1	2					76 A	North Florida	2	1	153 A	Binghamton	9	10
								76 A	North Florida	9	8	158 H	Stony Brook	0	9
												158 H	Stony Brook	0	2
												158 H	Stony Brook	9	5
												171 A	UMass Lowell	6	0
												171 A	UMass Lowell	5	6
												171 A	UMass Lowell	4	3
												186 A	Marist	5	3
												192 A	Radford	2	4
												192 A	Radford	12	0
												192 A	Radford	3	1
												202 A	Holy Cross	8	4
												207 A	Fairfield	6	3
												209 H	Albany (NY)	6	3
												209 H	Albany (NY)	7	6
												209 H	Albany (NY)	5	9
												215 A	Manhattan	8	3
												217 H	Quinnipiac	5	7
												220 H	Yale	15	8
												227 A	Central Conn. St.	11	9
												261 A	Villanova	2	1
												261 A	Villanova	11	1
												261 A	Villanova	8	0
LAST 15 GAMES				153 A	Binghamton	9	10	158 H	Stony Brook	0	9	261 A	Villanova	2	1
				153 A	Binghamton	1	12	65 H	UConn	4	3	261 A	Villanova	11	1
				153 A	Binghamton	3	5	171 A	UMass Lowell	6	0	261 A	Villanova	8	0
				186 A	Marist	5	3								
				217 H	Quinnipiac	5	7								

Non-Div. I Games:

Hartford



158 H Stony Brook	0	2
158 H Stony Brook	9	5

H  
a  
r  
t  
f  
o  
r  
d

H  
a  
r  
t  
f  
o  
r  
d



Average RPI Win: 132		WON-LOST RECORD		WINNING PCT. RANK		LAST 15 GAMES		STRENGTH OF SCHEDULE		OPP. STRENGTH OF SCHEDULE		TEAM RPI		ADJ RPI		CONF. RPI		ADJ CONF. RPI	
DIV. I ONLY		17-12-0		.58621 93		8-6-0		97		17		75		.54151 75		3		3	
DIV. I NON-CONF.		10-7-0		.58824 97		2-2-0		119		19		74		.54621 74		3		3	
TOTALS		RPI 1-25		RPI 26-50		W-L RECORDS		RPI 51-100		RPI 101-150		RPI 150+							
17-12-0		2-4-0		2-3-0		OVERALL		1-2-0		5-2-0		7-1-0							
12-5-0		2-1-0		2-1-0		HOME		0-0-0		4-2-0		4-1-0							
5-7-0		0-3-0		0-2-0		AWAY		1-2-0		1-0-0		3-0-0							
0-0-0		0-0-0		0-0-0		NEUTRAL		0-0-0		0-0-0		0-0-0							
10-7-0		2-4-0		0-2-0		NON-CONFERENCE		0-0-0		1-0-0		7-1-0							
6-2-0		2-1-0		0-0-0		HOME		0-0-0		0-0-0		4-1-0							
4-5-0		0-3-0		0-0-		AWAY		0-0-0		1-0-0		3-0-0							
0-0-0		0-0-0		0-0-0		NEUTRAL		0-0-0		0-0-0		0-0-0							
7-5-0		0-0-0		2-1-0		CONFERENCE		1-2-0		4-2-0		0-0-0							
6-3-0		0-0-0		2-1-0		HOME		0-0-0		4-2-0		0-0-0							
1-2-0		0-0-0		0-0-0		AWAY		1-2-0		0-0-0		0-0-0							
0-0-0		0-0-0		0-0-0		NEUTRAL		0-0-0		0-0-0		0-0-0							
RPI	S	Opponent		Score		RPI	S	Opponent		Score		RPI	S	Opponent		Score			
8	H	UC Santa Barbara		13	1	30	H	California		2	12	55	A	Washington		6	9		
8	H	UC Santa Barbara		0	1	30	H	California		4	3	55	A	Washington		4	7		
8	H	UC Santa Barbara		3	1	30	H	California		11	5	55	A	Washington		2	0		
17	A	Mississippi St.		4	10	41	A	Notre Dame		3	6								
17	A	Mississippi St.		3	9	46	A	Michigan St.		2	3								
17	A	Mississippi St.		2	5														
						LAST 15 GAMES													
						110	H	Southern California		8	5	46	A	Michigan St.		2	3		
						110	H	Southern California		12	8	41	A	Notre Dame		3	6		
						110	H	Southern California		4	3	55	A	Washington		4	7		
						30	H	California		11	5								
						30	H	California		4	3								



30	H	California	2	12
200	H	Portland	10	1

O  
r  
e  
g  
o  
n

O  
r  
e  
g  
o  
n



Average RPI Win:		170	WON-LOST		WINNING		LAST 15		STRENGTH OF		OPP. STRENGTH		TEAM		ADJ		CONF.		ADJ CONF.					
Average RPI Loss:		123	RECORD		PCT. RANK		GAMES		SCHEDULE		OF SCHEDULE		RPI		RPI		RPI		RPI					
DIV. I ONLY			24-14-0		.63158		62		11-4-0		75		175		76		.54016		76		18		18	
DIV. I NON-CONF.			18-10-0		.64286		63		6-0-0		93		197		99		.52999		99		18		18	
TOTALS		RPI 1-25		RPI 26-50		W-L RECORDS		RPI 51-100		RPI 101-150		RPI 150+												
24-14-0		0-2-0		3-0-0		OVERALL		2-6-0		2-0-0		17-6-0												
19-7-0		0-1-0		3-0-0		HOME		1-3-0		1-0-0		14-3-0												
5-7-0		0-1-0		0-0-0		AWAY		1-3-0		1-0-0		3-3-0												
0-0-0		0-0-0		0-0-0		NEUTRAL		0-0-0		0-0-0		0-0-0												
18-10-0		0-2-0		3-0-0		NON-CONFERENCE		0-4-0		2-0-0		13-4-0												
15-7-0		0-1-0		3-0-0		HOME		0-3-0		1-0-0		11-3-0												
3-3-0		0-1-0		0-0-		AWAY		0-1-0		1-0-0		2-1-0												
0-0-0		0-0-0		0-0-0		NEUTRAL		0-0-0		0-0-0		0-0-0												
6-4-0		0-0-0		0-0-0		CONFERENCE		2-2-0		0-0-0		4-2-0												
4-0-0		0-0-0		0-0-0		HOME		1-0-0		0-0-0		3-0-0												
2-4-0		0-0-0		0-0-0		AWAY		1-2-0		0-0-0		1-2-0												
0-0-0		0-0-0		0-0-0		NEUTRAL		0-0-0		0-0-0		0-0-0												
RPI	S	Opponent		Score		RPI	S	Opponent		Score		RPI	S	Opponent		Score		RPI	S	Opponent		Score		
1	A	Florida		4	5	26	H	UNCW		3	2	74	H	Hartford		2	3	145	A	Florida A&M		9	6	
1	H	Florida		2	6	26	H	UNCW		12	11	74	H	Hartford		8	9	145	H	Florida A&M		15	0	
						26	H	UNCW		13	1	74	H	Hartford		1	2	163	H	Stetson		5	3	
												82	A	Jacksonville		0	8	163	H	Stetson		5	0	
												82	A	Jacksonville		2	6	163	H	Stetson		6	2	
												82	A	Jacksonville		7	4	181	A	South Fla.		7	5	
												82	H	Jacksonville		10	6	181	H	South Fla.		7	6	
												94	A	UCF		4	5	182	A	Kennesaw St.		1	2	
																		182	A	Kennesaw St.		9	2	
																		182	A	Kennesaw St.		4	10	
																		210	H	George Washington		10	7	
																		210	H	George Washington		6	7	
																		210	H	George Washington		2	0	
																		212	A	Bethune-Cookman		13	1	
																		212	A	Bethune-Cookman		1	4	
																		212	H	Bethune-Cookman		12	6	
																		217	H	Quinnipiac		0	3	
																		217	H	Quinnipiac		12	8	
																		217	H	Quinnipiac		6	5	
																		231	H	Dartmouth		8	6	
																		231	H	Dartmouth		17	3	
								LAST 15 GAMES										236	H	Penn		17	5	
								163 H Stetson		5	0							236	H	Penn		5	3	
								163 H Stetson		5	3							236	H	Penn		2	3	
								163 H Stetson		6	2							291	H	Savannah St.		7	4	
								181 A South Fla.		7	5													
								82 A Jacksonville		0	8													



82 A Jacksonville	2	6
82 A Jacksonville	7	4

N  
o  
r  
t  
h  
F  
l  
o  
r  
i  
d  
a

N  
o  
r  
t  
h  
F  
l  
o  
r  
i  
d  
a



Average RPI Win:	196	WON-LOST RECORD	WINNING PCT. RANK	LAST 15 GAMES	STRENGTH OF SCHEDULE	OPP. STRENGTH OF SCHEDULE	TEAM RPI	ADJ RPI	CONF. RPI	ADJ CONF. RPI
DIV. I ONLY		17-14-0	.54839 116	11-4-0	72	241	77	.53969 77	23	23
DIV. I NON-CONF.		8-11-0	.42105 195	2-1-0	4	210	40	.56627 40	20	21
<hr/>										
TOTALS	RPI 1-25	RPI 26-50		W-L RECORDS	RPI 51-100		RPI 101-150		RPI 150+	
17-14-0	0-3-0	0-2-0		OVERALL	1-0-0		2-0-0		14-9-0	
8-2-0	0-0-0	0-0-0		HOME	0-0-0		1-0-0		7-2-0	
8-11-0	0-3-0	0-2-0		AWAY	0-0-0		1-0-0		7-6-0	
1-1-0	0-0-0	0-0-0		NEUTRAL	1-0-0		0-0-0		0-1-0	
<hr/>										
8-11-0	0-3-0	0-2-0		NON-CONFERENCE	1-0-0		2-0-0		5-6-0	
1-1-0	0-0-0	0-0-0		HOME	0-0-0		1-0-0		0-1-0	
6-9-0	0-3-0	0-0-		AWAY	0-0-0		1-0-0		5-4-0	
1-1-0	0-0-0	0-0-0		NEUTRAL	1-0-0		0-0-0		0-1-0	
<hr/>										
9-3-0	0-0-0	0-0-0		CONFERENCE	0-0-0		0-0-0		9-3-0	
7-1-0	0-0-0	0-0-0		HOME	0-0-0		0-0-0		7-1-0	
2-2-0	0-0-0	0-0-0		AWAY	0-0-0		0-0-0		2-2-0	
0-0-0	0-0-0	0-0-0		NEUTRAL	0-0-0		0-0-0		0-0-0	
<hr/>										
RPI S	Opponent	Score		RPI S	Opponent	Score		RPI S	Opponent	Score
3 A	Louisville	2	4	48 A	Old Dominion	4	10	92 N	Penn St.	6 2
3 A	Louisville	0	11	48 A	Old Dominion	6	7			
3 A	Louisville	1	9							

**Non-Div. I Games:**

Princeton



248 A Brown	25	7
248 A Brown	11	9

P  
r  
i  
n  
c  
e  
t  
o  
n

P  
r  
i  
n  
c  
e  
t  
o  
n



[illegible]

**Non-Div. I Games:**

Western Caro.



233 A VMI	21	7
233 A VMI	7	1

W  
e  
s  
t  
e  
r  
n  
C  
a  
r  
o  
.

W  
e  
s  
t  
e  
r  
n  
C  
a  
r  
o  
.



V  
C  
U

VCU



288	H	Norfolk St.	4	2
133	A	Rhode Island	7	3

RPI	S	Opponent	Score	
288	H	Norfolk St.	4	2

VCU

V  
C  
U

V  
C  
U



Average RPI Win: 131		WON-LOST	WINNING	LAST 15	STRENGTH OF		OPP. STRENGTH	TEAM	ADJ		CONF.	ADJ CONF.			
Average RPI Loss: 73		RECORD	PCT. RANK	GAMES	SCHEDULE		OF SCHEDULE	RPI	RPI		RPI	RPI			
DIV. I ONLY		18-17-0	.51429	139	7-8-0		62	38	80		.53866	80			
DIV. I NON-CONF.		12-8-0	.6	88	1-2-0		65	82	71		.54811	71			
TOTALS		RPI 1-25	RPI 26-50		W-L RECORDS		RPI 51-100		RPI 101-150		RPI 150+				
18-17-0		2-5-0	1-3-0		OVERALL		5-6-0		4-1-0		6-2-0				
10-6-0		0-1-0	0-0-0		HOME		4-3-0		1-0-0		5-2-0				
6-11-0		1-4-0	1-3-0		AWAY		1-3-0		2-1-0		1-0-0				
2-0-0		1-0-0	0-0-0		NEUTRAL		0-0-0		1-0-0		0-0-0				
12-8-0		2-2-0	1-0-0		NON-CONFERENCE		1-4-0		2-0-0		6-2-0				
6-4-0		0-1-0	0-0-0		HOME		0-1-0		1-0-0		5-2-0				
4-4-0		1-1-0	1-0-		AWAY		1-3-0		0-0-0		1-0-0				
2-0-0		1-0-0	0-0-0		NEUTRAL		0-0-0		1-0-0		0-0-0				
6-9-0		0-3-0	0-3-0		CONFERENCE		4-2-0		2-1-0		0-0-0				
4-2-0		0-0-0	0-0-0		HOME		4-2-0		0-0-0		0-0-0				
2-7-0		0-3-0	0-3-0		AWAY		0-0-0		2-1-0		0-0-0				
0-0-0		0-0-0	0-0-0		NEUTRAL		0-0-0		0-0-0		0-0-0				
RPI S	Opponent	Score		RPI S	Opponent	Score		RPI S	Opponent	Score		RPI S	Opponent	Score	
3 A	Louisville	2	14	33 A	Georgia	8	7	67 A	Tennessee	6	0	119 N	Cincinnati	5	2
3 H	Louisville	0	17	48 A	Old Dominion	2	4	69 H	Austin Peay	2	16	122 H	Evansville	6	5
18 A	Rice	2	3	48 A	Old Dominion	8	12	70 A	Jacksonville St.	7	9	131 A	UAB	6	5
18 A	Rice	3	9	48 A	Old Dominion	3	8	70 A	Jacksonville St.	4	5	131 A	UAB	2	1
18 A	Rice	2	5					70 A	Jacksonville St.	7	8	131 A	UAB	0	2
21 N	South Ala.	11	10					90 H	Louisiana Tech	9	12	209 H	Albany (NY)	5	3
22 A	Kentucky	14	6					90 H	Louisiana Tech	6	3	209 H	Albany (NY)	4	7
								90 H	Louisiana Tech	1	3	209 H	Albany (NY)	12	2
								99 H	Middle Tenn.	2	1	216 A	Belmont	10	4
								99 H	Middle Tenn.	10	4	228 H	Lipscomb	6	0
								99 H	Middle Tenn.	3	1	235 H	Youngstown St.	5	3
												235 H	Youngstown St.	11	1
												235 H	Youngstown St.	7	8
LAST 15 GAMES															
18 A	Rice	2	3	122 H	Evansville	6	5								
18 A	Rice	2	5	131 A	UAB	6	5								
18 A	Rice	3	9	131 A	UAB	2	1								
3 A	Louisville	2	14												
90 H	Louisiana Tech	1	3												

Non-Div. I Games:

Western Ky.



90 H Louisiana Tech	9	12
90 H Louisiana Tech	6	3

W  
e  
s  
t  
e  
r  
n  
K  
y  
.

W  
e  
s  
t  
e  
r  
n  
K  
y  
.



Average RPI Win:	173	WON-LOST RECORD	WINNING PCT. RANK	LAST 15 GAMES	STRENGTH OF SCHEDULE	OPP. STRENGTH OF SCHEDULE	TEAM RPI	ADJ RPI	CONF. RPI	ADJ CONF. RPI	
DIV. I ONLY		18-14-0	.5625 108	6-9-0	128	62	81	.53849 81	2	2	
DIV. I NON-CONF.		13-3-0	.8125 14	3-1-0	293	252	128	.51286 128	1	1	
<hr/>											
TOTALS	RPI 1-25	RPI 26-50		W-L RECORDS	RPI 51-100		RPI 101-150		RPI 150+		
18-14-0	2-5-0	3-6-0		OVERALL	1-1-0		1-0-0		11-2-0		
3-3-0	0-1-0	2-1-0		HOME	0-1-0		0-0-0		1-0-0		
5-9-0	2-4-0	1-5-0		AWAY	0-0-0		0-0-0		2-0-0		
10-2-0	0-0-0	0-0-0		NEUTRAL	1-0-0		1-0-0		8-2-0		
13-3-0	0-0-0	0-0-0		NON-CONFERENCE	1-1-0		1-0-0		11-2-0		
1-1-0	0-0-0	0-0-0		HOME	0-1-0		0-0-0		1-0-0		
2-0-0	0-0-0	0-0-		AWAY	0-0-0		0-0-0		2-0-0		
10-2-0	0-0-0	0-0-0		NEUTRAL	1-0-0		1-0-0		8-2-0		
5-11-0	2-5-0	3-6-0		CONFERENCE	0-0-0		0-0-0		0-0-0		
2-2-0	0-1-0	2-1-0		HOME	0-0-0		0-0-0		0-0-0		
3-9-0	2-4-0	1-5-0		AWAY	0-0-0		0-0-0		0-0-0		
0-0-0	0-0-0	0-0-0		NEUTRAL	0-0-0		0-0-0		0-0-0		
RPI S	Opponent	Score	RPI S	Opponent	Score	RPI S	Opponent	Score	RPI S	Opponent	Score
6 A	North Carolina St.	2 3	36 H	Virginia	3 2	65 H	UConn	4 9	115 N	Ohio St.	6 2
6 A	North Carolina St.	7 0	36 H	Virginia	5 4	95 N	Indiana St.	5 3	164 N	North Dakota St.	2 4
6 A	North Carolina St.	1 0	36 H	Virginia	0 3				229 N	Northern Ill.	5 1
9 H	Florida St.	0 3	40 A	Pittsburgh	4 5				229 N	Northern Ill.	5 0
10 A	Clemson	2 3	40 A	Pittsburgh	0 5				229 N	Northern Ill.	2 1
10 A	Clemson	1 6	40 A	Pittsburgh	6 4				229 N	Northern Ill.	17 0
10 A	Clemson	2 6	41 A	Notre Dame	1 4				232 A	Harvard	11 9
			41 A	Notre Dame	9 11				259 N	Northwestern	6 3
			41 A	Notre Dame	1 4				261 N	Villanova	11 10
									264 N	Central Mich.	9 3
									277 N	Butler	10 12
									280 A	Massachusetts	11 5
									280 H	Massachusetts	2 1
									286 N	Chicago St.	7 1
<hr/>											
			LAST 15 GAMES								
			41 A Notre Dame 9 11			36 H Virginia 0 3					
			41 A Notre Dame 1 4			9 H Florida St. 0 3					
			41 A Notre Dame 1 4			280 A Massachusetts 11 5					
			280 H Massachusetts 2 1								
			232 A Harvard 11 9								

Non-Div. I Games:

Boston College



36 H Virginia	5	4
36 H Virginia	3	2

B  
o  
s  
t  
o  
n  
C  
o  
l  
l  
e  
g  
e

B  
o  
s  
t  
o  
n  
C  
o  
l  
l  
e  
g  
e



Average RPI Win:		164	WON-LOST RECORD		WINNING PCT. RANK		LAST 15 GAMES		STRENGTH OF SCHEDULE		OPP. STRENGTH OF SCHEDULE		TEAM RPI		ADJ RPI		CONF. RPI		ADJ CONF. RPI				
DIV. I ONLY				22-13-0	.62857	63	8-7-0		142		120		82		.53769		82	18		18			
DIV. I NON-CONF.				18-10-0	.64286	63	4-5-0		200		95		103		.52828		103	18		18			
TOTALS		RPI 1-25		RPI 26-50		W-L RECORDS		RPI 51-100		RPI 101-150		RPI 150+											
22-13-0		1-1-0		2-4-0		OVERALL		5-3-0		1-0-0		13-5-0											
13-5-0		0-0-0		0-0-0		HOME		3-1-0		0-0-0		10-4-0											
9-8-0		1-1-0		2-4-0		AWAY		2-2-0		1-0-0		3-1-0											
0-0-0		0-0-0		0-0-0		NEUTRAL		0-0-0		0-0-0		0-0-0											
18-10-0		1-1-0		2-4-0		NON-CONFERENCE		3-1-0		1-0-0		11-4-0											
11-4-0		0-0-0		0-0-0		HOME		1-0-0		0-0-0		10-4-0											
7-6-0		1-1-0		2-0-		AWAY		2-1-0		1-0-0		1-0-0											
0-0-0		0-0-0		0-0-0		NEUTRAL		0-0-0		0-0-0		0-0-0											
4-3-0		0-0-0		0-0-0		CONFERENCE		2-2-0		0-0-0		2-1-0											
2-1-0		0-0-0		0-0-0		HOME		2-1-0		0-0-0		0-0-0											
2-2-0		0-0-0		0-0-0		AWAY		0-1-0		0-0-0		2-1-0											
0-0-0		0-0-0		0-0-0		NEUTRAL		0-0-0		0-0-0		0-0-0											
RPI	S	Opponent		Score		RPI	S	Opponent		Score		RPI	S	Opponent		Score		RPI	S	Opponent		Score	
1	A	Florida		2	7	29	A	East Carolina		3	6	73	A	Samford		9	2	145	A	Florida A&M		8	5
9	A	Florida St.		7	3	29	A	East Carolina		8	6	73	A	Samford		7	2	170	H	FIU		2	3
						29	A	East Carolina		0	13	73	A	Samford		5	8	170	H	FIU		10	5
						32	A	Creighton		4	3	76	A	North Florida		6	10	181	H	South Fla.		7	5
						32	A	Creighton		0	4	76	H	North Florida		8	0	205	H	Columbia		4	5
						32	A	Creighton		1	2	76	H	North Florida		6	2	205	H	Columbia		8	9
												76	H	North Florida		4	7	205	H	Columbia		2	0
												94	H	UCF		8	3	205	H	Columbia		1	0
																		212	A	Bethune-Cookman		4	3
																		223	H	Toledo		5	1
																		223	H	Toledo		2	1
																		223	H	Toledo		1	6
																		228	A	Lipscomb		2	0
																		228	A	Lipscomb		1	9
																		228	A	Lipscomb		7	5
																		243	H	Charleston So.		4	1
																		297	H	Mt. St. Mary's		13	2
																		297	H	Mt. St. Mary's		15	7
																		297	H	Mt. St. Mary's		14	3
LAST 15 GAMES																							
						228	A	Lipscomb		1	9	1	A	Florida		2	7						
						228	A	Lipscomb		2	0	32	A	Creighton		1	2						
						228	A	Lipscomb		7	5	32	A	Creighton		0	4						
						145	A	Florida A&M		8	5												
						76	H	North Florida		8	0												

Non-Div. I Games:

Jacksonville



76 H North Florida	6	2
76 H North Florida	4	7

J  
a  
c  
k  
s  
o  
n  
v  
i  
l  
l  
e

J  
a  
c  
k  
s  
o  
n  
v  
i  
l  
l  
e



Average RPI Win:		181	WON-LOST RECORD		WINNING PCT. RANK		LAST 15 GAMES		STRENGTH OF SCHEDULE		OPP. STRENGTH OF SCHEDULE		TEAM RPI		ADJ RPI		CONF. RPI		ADJ CONF. RPI								
Average RPI Loss:		100																									
DIV. I ONLY			27-8-0		.77143		11		9-6-0		268		45		83		.5376		83		12		12				
DIV. I NON-CONF.			25-5-0		.83333		12		7-3-0		265		37		72		.54784		72		14		14				
TOTALS		RPI 1-25		RPI 26-50		W-L RECORDS		RPI 51-100		RPI 101-150		RPI 150+															
27-8-0		1-2-0		0-1-0		OVERALL		5-1-0		3-1-0		18-3-0															
17-3-0		1-2-0		0-1-0		HOME		4-0-0		2-0-0		10-0-0															
9-4-0		0-0-0		0-0-0		AWAY		1-0-0		1-1-0		7-3-0															
1-1-0		0-0-0		0-0-0		NEUTRAL		0-1-0		0-0-0		1-0-0															
25-5-0		1-2-0		0-1-0		NON-CONFERENCE		5-1-0		2-0-0		17-1-0															
17-3-0		1-2-0		0-1-0		HOME		4-0-0		2-0-0		10-0-0															
7-1-0		0-0-0		0-0-		AWAY		1-0-0		0-0-0		6-1-0															
1-1-0		0-0-0		0-0-0		NEUTRAL		0-1-0		0-0-0		1-0-0															
2-3-0		0-0-0		0-0-0		CONFERENCE		0-0-0		1-1-0		1-2-0															
0-0-0		0-0-0		0-0-0		HOME		0-0-0		0-0-0		0-0-0															
2-3-0		0-0-0		0-0-0		AWAY		0-0-0		1-1-0		1-2-0															
0-0-0		0-0-0		0-0-0		NEUTRAL		0-0-0		0-0-0		0-0-0															
RPI	S	Opponent			Score		RPI	S	Opponent			Score		RPI	S	Opponent			Score		RPI	S	Opponent			Score	
20	H	Minnesota			5	4	27	H	Oklahoma St.			5	6	65	N	UConn			4	12	110	H	Missouri			16	1
20	H	Minnesota			5	12							69	A	Austin Peay			11	4	135	A	Bradley			8	3	
20	H	Minnesota			5	7							71	H	Oral Roberts			5	0	135	A	Bradley			1	2	
													100	H	Iowa			4	1	140	H	Arkansas St.			15	11	
													100	H	Iowa			5	4	168	A	Central Ark.			10	6	
													100	H	Iowa			8	6	168	A	Central Ark.			12	1	
																				168	A	Central Ark.			6	5	
																				172	A	Wichita St.			1	11	
																				172	A	Wichita St.			2	9	
																				172	A	Wichita St.			6	1	
																				190	A	Kansas			1	2	
																				190	H	Kansas			18	11	
																				211	A	Memphis			8	7	
																				211	A	Memphis			6	4	
																				211	A	Memphis			7	4	
																				222	H	SIUE			6	2	
																				222	H	SIUE			11	1	
																				222	H	SIUE			12	5	
																				257	H	Western Ill.			13	4	
																				257	H	Western Ill.			15	3	
																				264	H	Central Mich.			2	0	
																				264	H	Central Mich.			7	1	
																				264	H	Central Mich.			9	1	
																				275	H	Saint Louis			15	4	
																				284	N	Alcorn			13	1	
LAST 15 GAMES																											
172 A Wichita St.							6	1	275 H Saint Louis							15	4	264 H Central Mich.							7	1	
172 A Wichita St.							1	11	264 H Central Mich.							9	1	264 H Central Mich.							9	1	
172 A Wichita St.							2	9																			
110 H Missouri							16	1																			
135 A Bradley							1	2																			

**Non-Div. I Games:**

Missouri St.



135	A	Bradley	8	3
190	H	Kansas	18	11

M  
i  
s  
s  
o  
u  
r  
i  
s  
t  
.

M  
i  
s  
s  
o  
u  
r  
i  
s  
t  
.



Average RPI Win:	181	WON-LOST RECORD	WINNING PCT. RANK	LAST 15 GAMES	STRENGTH OF SCHEDULE	OPP. STRENGTH OF SCHEDULE	TEAM RPI	ADJ RPI	CONF. RPI	ADJ CONF. RPI				
Average RPI Loss:	115													
DIV. I ONLY		23-13-0	.63889	54	7-8-0	100	201	84	.53756	84	17	17		
DIV. I NON-CONF.		15-9-0	.625	76	2-4-0	122	152	96	.53144	96	19	19		
<hr/>														
TOTALS	RPI 1-25	RPI 26-50		W-L RECORDS		RPI 51-100		RPI 101-150		RPI 150+				
23-13-0	0-1-0	3-5-0		OVERALL		2-0-0		3-3-0		15-4-0				
16-6-0	0-0-0	1-2-0		HOME		2-0-0		2-1-0		11-3-0				
7-7-0	0-1-0	2-3-0		AWAY		0-0-0		1-2-0		4-1-0				
0-0-0	0-0-0	0-0-0		NEUTRAL		0-0-0		0-0-0		0-0-0				
<hr/>														
15-9-0	0-1-0	3-5-0		NON-CONFERENCE		2-0-0		0-0-0		10-3-0				
12-4-0	0-0-0	1-2-0		HOME		2-0-0		0-0-0		9-2-0				
3-5-0	0-1-0	2-0-		AWAY		0-0-0		0-0-0		1-1-0				
0-0-0	0-0-0	0-0-0		NEUTRAL		0-0-0		0-0-0		0-0-0				
<hr/>														
8-4-0	0-0-0	0-0-0		CONFERENCE		0-0-0		3-3-0		5-1-0				
4-2-0	0-0-0	0-0-0		HOME		0-0-0		2-1-0		2-1-0				
4-2-0	0-0-0	0-0-0		AWAY		0-0-0		1-2-0		3-0-0				
0-0-0	0-0-0	0-0-0		NEUTRAL		0-0-0		0-0-0		0-0-0				
<hr/>														
RPI	S	Opponent	Score		RPI	S	Opponent	Score		RPI	S	Opponent	Score	
14	A	North Carolina	1	8	26	H	UNCW	1	5	63	H	Wright St.	11	6
					37	A	Maryland	7	2	63	H	Wright St.	5	4
					37	A	Maryland	5	13					
					37	A	Maryland	4	3					
					39	A	UNCG	5	13					
					39	H	UNCG	3	9					
					39	H	UNCG	15	5					
					49	A	Wake Forest	3	8					
					LAST 15 GAMES									
					146	A	Gardner-Webb	5	2	14	A	North Carolina	1	8
					146	A	Gardner-Webb	1	3	37	A	Maryland	4	3
					146	A	Gardner-Webb	0	9	37	A	Maryland	5	13
					26	H	UNCW	1	5					
					126	H	Longwood	2	1					
<hr/>														
										276	H	La Salle	5	1
										276	H	La Salle	4	0
										287	A	UNC Asheville	8	0
										287	A	UNC Asheville	6	4
										287	A	UNC Asheville	11	2

Non-Div. I Games:

High Point



126 H Longwood	7	2
126 H Longwood	3	4

H  
i  
g  
h  
P  
o  
i  
n  
t

H  
i  
g  
h  
P  
o  
i  
n  
t



**Non-Div. I Games:**

Tie, 
  Loss, 
  Non-Conf, 
 S Site, H Home, A Away, N Neutral

Page 169



259 H Northwestern	8	7
259 H Northwestern	3	2

N  
e  
b  
r  
a  
s  
k  
a

N  
e  
b  
r  
a  
s  
k  
a



Average RPI Win: 99		WON-LOST RECORD		WINNING PCT. RANK		LAST 15 GAMES		STRENGTH OF SCHEDULE		OPP. STRENGTH OF SCHEDULE		TEAM RPI		ADJ RPI		CONF. RPI		ADJ CONF. RPI							
DIV. I ONLY		15-18-0		.45455 178		4-11-0		20		20		86		.53592 86		3		3							
DIV. I NON-CONF.		8-9-0		.47059 170		1-2-0		11		20		86		.53773 86		3		3							
TOTALS		RPI 1-25		RPI 26-50		W-L RECORDS		RPI 51-100		RPI 101-150		RPI 150+													
15-18-0		2-3-0		0-4-0		OVERALL		4-7-0		6-4-0		3-0-0													
10-8-0		2-2-0		0-1-0		HOME		2-3-0		3-2-0		3-0-0													
4-10-0		0-1-0		0-3-0		AWAY		2-4-0		2-2-0		0-0-0													
1-0-0		0-0-0		0-0-0		NEUTRAL		0-0-0		1-0-0		0-0-0													
8-9-0		2-3-0		0-1-0		NON-CONFERENCE		1-1-0		5-4-0		0-0-0													
6-6-0		2-2-0		0-1-0		HOME		1-1-0		3-2-0		0-0-0													
2-3-0		0-1-0		0-0-		AWAY		0-0-0		2-2-0		0-0-0													
0-0-0		0-0-0		0-0-0		NEUTRAL		0-0-0		0-0-0		0-0-0													
7-9-0		0-0-0		0-3-0		CONFERENCE		3-6-0		1-0-0		3-0-0													
4-2-0		0-0-0		0-0-0		HOME		1-2-0		0-0-0		3-0-0													
2-7-0		0-0-0		0-3-0		AWAY		2-4-0		0-0-0		0-0-0													
1-0-0		0-0-0		0-0-0		NEUTRAL		0-0-0		1-0-0		0-0-0													
RPI	S	Opponent		Score		RPI	S	Opponent		Score		RPI	S	Opponent		Score									
8	A	UC Santa Barbara		6	11	30	A	California		1	9	53	A	Arizona		1	6	104	A	CSUN	12	20			
14	H	North Carolina		6	5	30	A	California		3	5	53	A	Arizona		4	3	104	H	CSUN	1	4			
14	H	North Carolina		0	4	30	A	California		2	8	53	A	Arizona		5	6	108	A	Cal Poly	19	0			
14	H	North Carolina		5	14	47	H	Cal St. Fullerton		7	14	54	H	Long Beach St.		1	10	108	A	Cal Poly	2	6			
17	H	Mississippi St.		2	1							55	A	Washington		1	0	108	A	Cal Poly	7	6			
												55	A	Washington		7	8	109	H	Loyola Marymount	6	5			
												55	A	Washington		4	7	110	N	Southern California	5	3			
												66	H	Stanford		2	8	138	H	Texas	6	3			
												66	H	Stanford		6	5	138	H	Texas	5	7			
												66	H	Stanford		1	4	138	H	Texas	5	4			
												97	H	Oklahoma		4	2	155	H	Washington St.	11	2			
																		155	H	Washington St.	5	2			
																		155	H	Washington St.	6	5			
						LAST 15 GAMES																			
						55	A	Washington		4	7	104	H	CSUN		1	4								
						55	A	Washington		7	8	30	A	California		3	5								
						55	A	Washington		1	0	30	A	California		2	8								
						109	H	Loyola Marymount		6	5														
						66	H	Stanford		2	8														

Non-Div. I Games:

UCLA



66 H Stanford	6	5
66 H Stanford	1	4

U  
C  
L  
A

U  
C  
L  
A



Average RPI Win:	156	WON-LOST	WINNING	LAST 15	STRENGTH OF	OPP. STRENGTH	TEAM	ADJ	CONF.	ADJ CONF.	
Average RPI Loss:	80	RECORD	PCT. RANK	GAMES	SCHEDULE	OF SCHEDULE	RPI	RPI	RPI	RPI	
DIV. I ONLY	13-17-0	.43333	196	9-6-0	54	169	87	.5353	87	16	16
DIV. I NON-CONF.	6-13-0	.31579	246	2-2-0	33	75	121	.51989	120	12	12
<hr/>											
TOTALS	RPI 1-25	RPI 26-50		W-L RECORDS		RPI 51-100		RPI 101-150		RPI 150+	
13-17-0	0-0-0	0-1-0		OVERALL		4-12-0		4-4-0		5-0-0	
2-3-0	0-0-0	0-0-0		HOME		1-2-0		0-1-0		1-0-0	
11-14-0	0-0-0	0-1-0		AWAY		3-10-0		4-3-0		4-0-0	
0-0-0	0-0-0	0-0-0		NEUTRAL		0-0-0		0-0-0		0-0-0	
<hr/>											
6-13-0	0-0-0	0-1-0		NON-CONFERENCE		3-10-0		1-2-0		2-0-0	
1-1-0	0-0-0	0-0-0		HOME		0-0-0		0-1-0		1-0-0	
5-12-0	0-0-0	0-0-		AWAY		3-10-0		1-1-0		1-0-0	
0-0-0	0-0-0	0-0-0		NEUTRAL		0-0-0		0-0-0		0-0-0	
<hr/>											
7-4-0	0-0-0	0-0-0		CONFERENCE		1-2-0		3-2-0		3-0-0	
1-2-0	0-0-0	0-0-0		HOME		1-2-0		0-0-0		0-0-0	
6-2-0	0-0-0	0-0-0		AWAY		0-0-0		3-2-0		3-0-0	
0-0-0	0-0-0	0-0-0		NEUTRAL		0-0-0		0-0-0		0-0-0	
<hr/>											
RPI	S	Opponent	Score	RPI	S	Opponent	Score	RPI	S	Opponent	Score
				41	A	Notre Dame	1 3	57	A	New Orleans	3 5
								57	A	New Orleans	8 9
								57	A	New Orleans	0 9
								58	A	Dallas Baptist	4 10
								58	A	Dallas Baptist	2 9
								58	A	Dallas Baptist	1 2
								58	A	Dallas Baptist	6 1
								63	H	Wright St.	6 9
								63	H	Wright St.	3 2
								63	H	Wright St.	3 7
								70	A	Jacksonville St.	14 4
								70	A	Jacksonville St.	3 9
								70	A	Jacksonville St.	10 11
								90	A	Louisiana Tech	2 7
								90	A	Louisiana Tech	8 3
								90	A	Louisiana Tech	5 7
<hr/>											
				LAST 15 GAMES							
				132	A	Oakland	3 5	150	A	Milwaukee	7 3
				132	A	Oakland	11 0	129	H	Ball St.	2 3
				132	A	Oakland	10 4	63	H	Wright St.	3 7
				265	A	Western Mich.	8 4				
				41	A	Notre Dame	1 3				

Non-Div. I Games:

Valparaiso



258	H	Illinois St.	8	6
150	A	Milwaukee	5	6

V  
a  
l  
p  
a  
r  
a  
i  
s  
o

V  
a  
l  
p  
a  
r  
a  
i  
s  
o



Average RPI Win:		129	WON-LOST RECORD		WINNING PCT. RANK		LAST 15 GAMES		STRENGTH OF SCHEDULE		OPP. STRENGTH OF SCHEDULE		TEAM RPI		ADJ RPI		CONF. RPI		ADJ CONF. RPI				
DIV. I ONLY			20-19-0		.51282	147	7-8-0		38		74		88		.53468		88	8		8			
DIV. I NON-CONF.			13-11-0		.54167	128	1-3-0		56		52		87		.53734		87	8		8			
TOTALS		RPI 1-25		RPI 26-50		W-L RECORDS		RPI 51-100		RPI 101-150		RPI 150+											
20-19-0		0-4-0		2-7-0		OVERALL		3-0-0		8-6-0		7-2-0											
11-10-0		0-0-0		1-4-0		HOME		2-0-0		3-4-0		5-2-0											
6-8-0		0-3-0		1-3-0		AWAY		1-0-0		3-2-0		1-0-0											
3-1-0		0-1-0		0-0-0		NEUTRAL		0-0-0		2-0-0		1-0-0											
13-11-0		0-4-0		0-3-0		NON-CONFERENCE		3-0-0		5-3-0		5-1-0											
7-5-0		0-0-0		0-2-0		HOME		2-0-0		2-2-0		3-1-0											
3-5-0		0-3-0		0-0-		AWAY		1-0-0		1-1-0		1-0-0											
3-1-0		0-1-0		0-0-0		NEUTRAL		0-0-0		2-0-0		1-0-0											
7-8-0		0-0-0		2-4-0		CONFERENCE		0-0-0		3-3-0		2-1-0											
4-5-0		0-0-0		1-2-0		HOME		0-0-0		1-2-0		2-1-0											
3-3-0		0-0-0		1-2-0		AWAY		0-0-0		2-1-0		0-0-0											
0-0-0		0-0-0		0-0-0		NEUTRAL		0-0-0		0-0-0		0-0-0											
RPI	S	Opponent		Score		RPI	S	Opponent		Score		RPI	S	Opponent		Score		RPI	S	Opponent		Score	
8	N	UC Santa Barbara		3	9	35	H	St. Mary's (CA)		1	9	64	H	Tulane		7	6	101	H	UC Irvine		2	9
12	A	Vanderbilt		1	17	35	H	St. Mary's (CA)		4	0	85	H	Nebraska		17	5	105	A	Baylor		5	3
12	A	Vanderbilt		4	8	35	H	St. Mary's (CA)		0	9	98	A	Arizona St.		6	3	105	A	Baylor		3	6
12	A	Vanderbilt		6	13	38	A	BYU		1	13							106	A	Pepperdine		6	4
						38	A	BYU		13	7							106	A	Pepperdine		0	8
						38	A	BYU		2	12							106	A	Pepperdine		7	2
						44	H	Oregon St.		2	5							109	H	Loyola Marymount		5	1
						44	H	Oregon St.		2	7							109	H	Loyola Marymount		2	7
						47	A	Cal St. Fullerton		2	4							109	H	Loyola Marymount		5	8
								LAST 15 GAMES										137	H	William & Mary		9	3
																		137	H	William & Mary		7	3
																		137	H	William & Mary		11	13
																		147	N	New Mexico St.		10	1
																		147	N	New Mexico St.		5	1
																		157	H	Santa Clara		7	1
																		157	H	Santa Clara		5	7
																		157	H	Santa Clara		9	4
																		172	H	UNLV		13	7
																		189	A	San Diego St.		4	2
																		189	H	San Diego St.		3	7
																		189	N	San Diego St.		9	6
																		205	H	Columbia		21	5
																		205	H	Columbia		6	3
LAST 15 GAMES																							
						157	H	Santa Clara		5	7	38	A	BYU		2	12	205	H	Columbia			
						157	H	Santa Clara		7	1	47	A	Cal St. Fullerton		2	4						
						157	H	Santa Clara		9	4	109	H	Loyola Marymount		5	8						
						189	H	San Diego St.		3	7												
						172	H	UNLV		13	7												

Non-Div. I Games:

San Diego



38	A	BYU	13	7
38	A	BYU	1	13

S  
a  
n  
D  
i  
e  
g  
o

S  
a  
n  
D  
i  
e  
g  
o



Average RPI Win:		164	WON-LOST RECORD		WINNING PCT. RANK	LAST 15 GAMES	STRENGTH OF SCHEDULE		OPP. STRENGTH OF SCHEDULE	TEAM RPI	ADJ RPI	CONF. RPI	ADJ CONF. RPI
Average RPI Loss:		58											
DIV. I ONLY		21-16-0			.56757 103	11-4-0	140		15	89	.53316 89	11	11
DIV. I NON-CONF.		7-12-0			.36842 220	1-3-0	70		5	151	.49948 151	9	9
TOTALS		RPI 1-25	RPI 26-50		W-L RECORDS		RPI 51-100		RPI 101-150		RPI 150+		
21-16-0		0-8-0	2-1-0		OVERALL		4-2-0		2-4-0		13-1-0		
12-6-0		0-2-0	2-1-0		HOME		3-0-0		2-3-0		5-0-0		
9-10-0		0-6-0	0-0-0		AWAY		1-2-0		0-1-0		8-1-0		
0-0-0		0-0-0	0-0-0		NEUTRAL		0-0-0		0-0-0		0-0-0		
7-12-0		0-8-0	0-0-0		NON-CONFERENCE		3-0-0		0-3-0		4-1-0		
5-4-0		0-2-0	0-0-0		HOME		3-0-0		0-2-0		2-0-0		
2-8-0		0-6-0	0-0-0		AWAY		0-0-0		0-1-0		2-1-0		
0-0-0		0-0-0	0-0-0		NEUTRAL		0-0-0		0-0-0		0-0-0		
14-4-0		0-0-0	2-1-0		CONFERENCE		1-2-0		2-1-0		9-0-0		
7-2-0		0-0-0	2-1-0		HOME		0-0-0		2-1-0		3-0-0		
7-2-0		0-0-0	0-0-0		AWAY		1-2-0		0-0-0		6-0-0		
0-0-0		0-0-0	0-0-0		NEUTRAL		0-0-0		0-0-0		0-0-0		
RPI S	Opponent	Score	RPI S	Opponent	Score	RPI S	Opponent	Score	RPI S	Opponent	Score		
11 A	Texas Tech	3 20	34 H	Northwestern St.	5 7	57 A	New Orleans	6 7	105 H	Baylor	1 5		
11 A	Texas Tech	6 8	34 H	Northwestern St.	2 1	57 A	New Orleans	3 4	117 H	UTSA	5 8		
11 H	Texas Tech	6 11	34 H	Northwestern St.	2 1	57 A	New Orleans	8 4	127 H	SFA	7 3		
15 A	La.-Lafayette	2 6				97 H	Oklahoma	7 2	127 H	SFA	4 8		
15 A	La.-Lafayette	1 2				97 H	Oklahoma	4 3	127 H	SFA	8 6		
15 A	La.-Lafayette	3 13				97 H	Oklahoma	4 3	138 A	Texas	3 12		
18 A	Rice	3 5							160 H	Texas St.	8 6		
18 H	Rice	3 8							168 H	Central Ark.	6 3		
									168 H	Central Ark.	9 7		
									168 H	Central Ark.	2 0		
									172 A	Wichita St.	15 11		
									172 A	Wichita St.	13 8		
									172 A	Wichita St.	0 2		
									226 A	Nicholls St.	12 8		
									226 A	Nicholls St.	4 2		
									226 A	Nicholls St.	3 1		
									263 A	Incarnate Word	12 3		
									263 A	Incarnate Word	23 3		
									263 A	Incarnate Word	8 2		
									293 H	Prairie View	16 5		
			LAST 15 GAMES										
			263 A	Incarnate Word	8 2	127 H	SFA	7 3					
			263 A	Incarnate Word	23 3	168 H	Central Ark.	9 7					
			263 A	Incarnate Word	12 3	168 H	Central Ark.	6 3					
			11 A	Texas Tech	6 8								
			11 A	Texas Tech	3 20								

Non-Div. I Games:

Sam Houston St.



127 H SFA	4	8
127 H SFA	8	6

S  
a  
m  
H  
o  
u  
s  
t  
o  
n  
S  
t  
.

S  
a  
m  
H  
o  
u  
s  
t  
o  
n  
S  
t  
.



Average RPI Win:	149	WON-LOST	WINNING	LAST 15	STRENGTH OF	OPP. STRENGTH	TEAM	ADJ	CONF.	ADJ CONF.			
Average RPI Loss:	102	RECORD	PCT. RANK	GAMES	SCHEDULE	OF SCHEDULE	RPI	RPI	RPI	RPI			
DIV. I ONLY	20-12-0	.625	68	8-6-0	184	48	90	.53082	90	4	4		
DIV. I NON-CONF.	12-5-0	.70588	39	2-1-0	169	92	64	.54902	64	4	4		
<hr/>													
TOTALS	RPI 1-25	RPI 26-50		W-L RECORDS	RPI 51-100		RPI 101-150		RPI 150+				
20-12-0	1-1-0	0-0-0		OVERALL	4-4-0		7-5-0		8-2-0				
11-4-0	1-0-0	0-0-0		HOME	2-1-0		2-1-0		6-2-0				
7-8-0	0-1-0	0-0-0		AWAY	2-3-0		5-4-0		0-0-0				
2-0-0	0-0-0	0-0-0		NEUTRAL	0-0-0		0-0-0		2-0-0				
<hr/>													
12-5-0	1-1-0	0-0-0		NON-CONFERENCE	2-3-0		5-1-0		4-0-0				
7-2-0	1-0-0	0-0-0		HOME	2-1-0		2-1-0		2-0-0				
3-3-0	0-1-0	0-0-		AWAY	0-2-0		3-0-0		0-0-0				
2-0-0	0-0-0	0-0-0		NEUTRAL	0-0-0		0-0-0		2-0-0				
<hr/>													
8-7-0	0-0-0	0-0-0		CONFERENCE	2-1-0		2-4-0		4-2-0				
4-2-0	0-0-0	0-0-0		HOME	0-0-0		0-0-0		4-2-0				
4-5-0	0-0-0	0-0-0		AWAY	2-1-0		2-4-0		0-0-0				
0-0-0	0-0-0	0-0-0		NEUTRAL	0-0-0		0-0-0		0-0-0				
<hr/>													
RPI S	Opponent	Score		RPI S	Opponent	Score		RPI S	Opponent	Score			
13 A	LSU	3	6			57 A	New Orleans	6	9	101 A	Marshall	4	7
15 H	La.-Lafayette	6	2			59 A	McNeese St.	1	3	101 A	Marshall	10	6
						80 A	Western Ky.	3	1	101 A	Marshall	4	10
						80 A	Western Ky.	12	9	114 A	La.-Monroe	7	1
						80 A	Western Ky.	3	6	120 A	Little Rock	7	4
						87 H	Valparaiso	7	2	128 A	Arkansas	3	2
						87 H	Valparaiso	3	8	130 H	UT Arlington	12	8
						87 H	Valparaiso	7	5	130 H	UT Arlington	8	3
										130 H	UT Arlington	4	5
										131 A	UAB	5	4
										131 A	UAB	8	10
										131 A	UAB	0	7
										165 H	Charlotte	5	2
										165 H	Charlotte	4	7
										165 H	Charlotte	3	2
										170 H	FIU	6	1
										170 H	FIU	5	0
										170 H	FIU	0	1
										242 H	Grambling	10	2
										284 H	Alcorn	15	4
										293 N	Prairie View	7	0
										296 N	Southern U.	15	0
<hr/>													
				LAST 15 GAMES									
				170 H	FIU	5	0	120 A	Little Rock	7	4		
				170 H	FIU	6	1	101 A	Marshall	4	10		
				170 H	FIU	0	1	101 A	Marshall	10	6		
				59 A	McNeese St.	1	3						
				80 A	Western Ky.	3	1						

Non-Div. I Games:

Louisiana Tech



80 A Western Ky.	12	9
80 A Western Ky.	3	6

L  
o  
u  
i  
s  
i  
a  
n  
a  
T  
e  
c  
h

L  
o  
u  
i  
s  
i  
a  
n  
a  
T  
e  
c  
h



Average RPI Win: 212		WON-LOST	WINNING	LAST 15	STRENGTH OF		OPP. STRENGTH	TEAM	ADJ		CONF.	ADJ CONF.									
Average RPI Loss: 119		RECORD	PCT. RANK	GAMES	SCHEDULE		OF SCHEDULE	RPI	RPI		RPI	RPI									
DIV. I ONLY		21-16-0	.56757	103	8-7-0		102	242	91	.53054	91	20	20								
DIV. I NON-CONF.		13-9-0	.59091	92	4-4-0		113	204	65	.5488	65	21	20								
<hr/>																					
TOTALS		RPI 1-25		RPI 26-50		W-L RECORDS		RPI 51-100		RPI 101-150		RPI 150+									
21-16-0		0-3-0		0-0-0		OVERALL		0-4-0		4-3-0		17-6-0									
12-2-0		0-0-0		0-0-0		HOME		0-0-0		3-0-0		9-2-0									
6-13-0		0-3-0		0-0-0		AWAY		0-4-0		0-3-0		6-3-0									
3-1-0		0-0-0		0-0-0		NEUTRAL		0-0-0		1-0-0		2-1-0									
13-9-0		0-3-0		0-0-0		NON-CONFERENCE		0-1-0		4-3-0		9-2-0									
5-0-0		0-0-0		0-0-0		HOME		0-0-0		3-0-0		2-0-0									
5-8-0		0-3-0		0-0-		AWAY		0-1-0		0-3-0		5-1-0									
3-1-0		0-0-0		0-0-0		NEUTRAL		0-0-0		1-0-0		2-1-0									
8-7-0		0-0-0		0-0-0		CONFERENCE		0-3-0		0-0-0		8-4-0									
7-2-0		0-0-0		0-0-0		HOME		0-0-0		0-0-0		7-2-0									
1-5-0		0-0-0		0-0-0		AWAY		0-3-0		0-0-0		1-2-0									
0-0-0		0-0-0		0-0-0		NEUTRAL		0-0-0		0-0-0		0-0-0									
RPI	S	Opponent		Score		RPI	S	Opponent		Score		RPI	S	Opponent		Score					
3	A	Louisville		5	9					56	A	Southeast Mo. St.		1	5	101	A	Marshall		5	6
6	A	North Carolina St.		5	7					56	A	Southeast Mo. St.		4	5	101	H	Marshall		13	0
22	A	Kentucky		5	10					56	A	Southeast Mo. St.		5	6	115	A	Ohio St.		3	7
										67	A	Tennessee		5	6	115	A	Ohio St.		0	1
																126	H	Longwood		9	8
																140	N	Arkansas St.		2	1
																141	H	Miami (OH)		17	3
																180	A	Xavier		3	2
																180	A	Xavier		3	1
																180	A	Xavier		1	7
																203	N	Omaha		5	6
																203	N	Omaha		14	0
																204	H	Tennessee Tech		6	1
																204	H	Tennessee Tech		5	4
																204	H	Tennessee Tech		11	6
																214	A	Eastern Ky.		6	8
																214	A	Eastern Ky.		3	19
																214	A	Eastern Ky.		16	2
																216	H	Belmont		12	11
																216	H	Belmont		9	0
																216	H	Belmont		8	20
																245	H	Siena		24	7
																245	H	Siena		11	4
																271	A	N.C. Central		4	2
																271	A	N.C. Central		4	1
																271	A	N.C. Central		24	4
																274	H	UT Martin		26	7
LAST 15 GAMES																					
274	H	UT Martin		26	7	180	A	Xavier		1	7	245	H	Siena		11	4				
274	H	UT Martin		4	6	67	A	Tennessee		5	6	271	A	N.C. Central		4	2				
274	H	UT Martin		10	4	214	A	Eastern Ky.		16	2	271	A	N.C. Central		4	1				
115	A	Ohio St.		3	7							271	A	N.C. Central		24	4				
115	A	Ohio St.		0	1							274	H	UT Martin		26	7				

Non-Div. I Games:

Morehead St.



180	A	Xavier	3	2
180	A	Xavier	3	1

RPI	S	Opponent	Score	
274	H	UT Martin	10	4
274	H	UT Martin	4	6
275	N	Saint Louis	4	1

Morehead St.

M  
o  
r  
e  
h  
e  
a  
d  
s  
t  
.

M  
o  
r  
e  
h  
e  
a  
d  
s  
t  
.



Average RPI Win: 187		WON-LOST RECORD	WINNING PCT. RANK	LAST 15 GAMES	STRENGTH OF SCHEDULE	OPP. STRENGTH OF SCHEDULE	TEAM RPI	ADJ RPI		CONF. RPI	ADJ CONF. RPI										
Average RPI Loss: 74																					
DIV. I ONLY		22-14-0	.61111	78	13-2-0	160	119	92	.53046	92	6	7									
DIV. I NON-CONF.		14-10-0	.58333	99	5-0-0	104	84	82	.54007	82	6	6									
<hr/>																					
TOTALS		RPI 1-25		RPI 26-50		W-L RECORDS		RPI 51-100		RPI 101-150		RPI 150+									
22-14-0		0-3-0		3-5-0		OVERALL		2-3-0		2-0-0		15-3-0									
12-3-0		0-0-0		2-2-0		HOME		0-0-0		2-0-0		8-1-0									
7-8-0		0-3-0		1-2-0		AWAY		2-2-0		0-0-0		4-1-0									
3-3-0		0-0-0		0-1-0		NEUTRAL		0-1-0		0-0-0		3-1-0									
14-10-0		0-3-0		2-3-0		NON-CONFERENCE		1-1-0		2-0-0		9-3-0									
8-1-0		0-0-0		1-0-0		HOME		0-0-0		2-0-0		5-1-0									
3-6-0		0-3-0		1-0-		AWAY		1-0-0		0-0-0		1-1-0									
3-3-0		0-0-0		0-1-0		NEUTRAL		0-1-0		0-0-0		3-1-0									
8-4-0		0-0-0		1-2-0		CONFERENCE		1-2-0		0-0-0		6-0-0									
4-2-0		0-0-0		1-2-0		HOME		0-0-0		0-0-0		3-0-0									
4-2-0		0-0-0		0-0-0		AWAY		1-2-0		0-0-0		3-0-0									
0-0-0		0-0-0		0-0-0		NEUTRAL		0-0-0		0-0-0		0-0-0									
RPI	S	Opponent		Score		RPI	S	Opponent		Score		RPI	S	Opponent		Score					
5	A	South Carolina		1	7	26	A	UNCW		5	4	52	A	Duke		2	1				
5	A	South Carolina		2	4	26	A	UNCW		2	11	77	N	Princeton		2	6				
5	A	South Carolina		5	16	26	A	UNCW		1	5	96	A	Illinois		1	6				
						40	H	Pittsburgh		7	0	96	A	Illinois		5	3				
						42	N	Bryant		1	3	96	A	Illinois		0	5				
						46	H	Michigan St.		7	6										
						46	H	Michigan St.		2	5										
						46	H	Michigan St.		0	7										
<hr/>																					
						LAST 15 GAMES															
						259 A Northwestern						11	3	244 A Lafayette						20	12
						259 A Northwestern						8	2	40 H Pittsburgh						7	0
						259 A Northwestern						4	2	266 H Purdue						7	6
						249 H Bucknell						8	1								
						46 H Michigan St.						7	6								

Non-Div. I Games:

Penn St.






46 H Michigan St.	2	5
46 H Michigan St.	0	7

P  
e  
n  
n  
s  
t  
.

P  
e  
n  
n  
s  
t  
.



FGCU

 Tie,  Loss,  Non-Conf,S Site, H Home, A Away, N Neutral Page 185



163 H Stetson	4	2
163 H Stetson	11	6

F  
G  
C  
U

F  
G  
C  
U



U  
C  
F

UCF



68 A Houston	3	4
68 A Houston	2	1



Average RPI Win:		174	WON-LOST RECORD		WINNING PCT. RANK		LAST 15 GAMES		STRENGTH OF SCHEDULE		OPP. STRENGTH OF SCHEDULE		TEAM RPI		ADJ RPI		CONF. RPI		ADJ CONF. RPI				
Average RPI Loss:		124																					
DIV. I ONLY			23-13-0		.63889 54		10-5-0		180		137		95		.52813 95		12		12				
DIV. I NON-CONF.			19-11-0		.63333 72		6-3-0		170		142		95		.53201 95		14		14				
TOTALS		RPI 1-25		RPI 26-50		W-L RECORDS		RPI 51-100		RPI 101-150		RPI 150+											
23-13-0		1-1-0		1-2-0		OVERALL		4-3-0		4-2-0		13-5-0											
8-5-0		0-0-0		0-0-0		HOME		1-2-0		0-0-0		7-3-0											
8-6-0		1-1-0		1-2-0		AWAY		0-0-0		3-2-0		3-1-0											
7-2-0		0-0-0		0-0-0		NEUTRAL		3-1-0		1-0-0		3-1-0											
19-11-0		1-1-0		1-2-0		NON-CONFERENCE		4-3-0		2-1-0		11-4-0											
6-4-0		0-0-0		0-0-0		HOME		1-2-0		0-0-0		5-2-0											
6-5-0		1-1-0		1-0-		AWAY		0-0-0		1-1-0		3-1-0											
7-2-0		0-0-0		0-0-0		NEUTRAL		3-1-0		1-0-0		3-1-0											
4-2-0		0-0-0		0-0-0		CONFERENCE		0-0-0		2-1-0		2-1-0											
2-1-0		0-0-0		0-0-0		HOME		0-0-0		0-0-0		2-1-0											
2-1-0		0-0-0		0-0-0		AWAY		0-0-0		2-1-0		0-0-0											
0-0-0		0-0-0		0-0-0		NEUTRAL		0-0-0		0-0-0		0-0-0											
RPI	S	Opponent		Score		RPI	S	Opponent		Score		RPI	S	Opponent		Score		RPI	S	Opponent		Score	
6	A	North Carolina St.		11	7	27	A	Oklahoma St.		0	1	71	N	Oral Roberts		9	5	113	A	Southern Ill.		5	1
6	A	North Carolina St.		3	8	27	A	Oklahoma St.		2	0	71	N	Oral Roberts		3	2	113	A	Southern Ill.		3	0
						27	A	Oklahoma St.		2	9	81	N	Boston College		3	5	113	A	Southern Ill.		6	7
												85	H	Nebraska		4	10	120	A	Little Rock		7	2
												85	H	Nebraska		4	11	120	A	Little Rock		5	6
												96	H	Illinois		5	4	133	N	Rhode Island		8	2
												100	N	Iowa		11	3	152	A	Indiana		3	5
																		152	A	Indiana		5	1
																		152	H	Indiana		5	7
																		183	A	Campbell		4	1
																		188	N	Davidson		7	1
																		231	N	Dartmouth		3	0
																		245	H	Siena		2	3
																		245	H	Siena		10	3
																		245	H	Siena		12	3
																		258	H	Illinois St.		3	2
																		258	H	Illinois St.		6	5
																		258	H	Illinois St.		1	5
																		261	N	Villanova		5	6
																		266	H	Purdue		4	1
																		277	A	Butler		6	1
																		277	H	Butler		7	2
																		277	H	Butler		13	9
																		286	N	Chicago St.		14	5
						LAST 15 GAMES																	
						258	H	Illinois St.		3	2	277	A	Butler		6	1	277	H	Butler		13	9
						258	H	Illinois St.		6	5	277	H	Butler		7	2	286	N	Chicago St.		14	5
						258	H	Illinois St.		1	5	277	H	Butler		13	9						
						113	A	Southern Ill.		5	1												
						113	A	Southern Ill.		3	0												

Non-Div. I Games:

Indiana St.



113	A	Southern Ill.	6	7
266	H	Purdue	4	1

I  
n  
d  
i  
a  
n  
a  
S  
t  
.

I  
n  
d  
i  
a  
n  
a  
S  
t  
.



Average RPI Win: 185		WON-LOST	WINNING	LAST 15	STRENGTH OF		OPP. STRENGTH	TEAM	ADJ		CONF.	ADJ CONF.
Average RPI Loss: 84		RECORD	PCT. RANK	GAMES	SCHEDULE		OF SCHEDULE	RPI	RPI		RPI	RPI
DIV. I ONLY		17-16-0	.51515	138	9-6-0		121	127	96		.52785	96
DIV. I NON-CONF.		13-11-0	.54167	128	5-1-0		157	136	111		.52519	111
TOTALS		RPI 1-25	RPI 26-50		W-L RECORDS		RPI 51-100		RPI 101-150		RPI 150+	
17-16-0		0-2-0	0-2-0		OVERALL		7-9-0		0-2-0		10-1-0	
7-1-0		0-0-0	0-0-0		HOME		2-1-0		0-0-0		5-0-0	
7-12-0		0-2-0	0-0-0		AWAY		5-8-0		0-2-0		2-0-0	
3-3-0		0-0-0	0-2-0		NEUTRAL		0-0-0		0-0-0		3-1-0	
13-11-0		0-2-0	0-2-0		NON-CONFERENCE		3-4-0		0-2-0		10-1-0	
5-0-0		0-0-0	0-0-0		HOME		0-0-0		0-0-0		5-0-0	
5-8-0		0-2-0	0-0-		AWAY		3-4-0		0-2-0		2-0-0	
3-3-0		0-0-0	0-2-0		NEUTRAL		0-0-0		0-0-0		3-1-0	
4-5-0		0-0-0	0-0-0		CONFERENCE		4-5-0		0-0-0		0-0-0	
2-1-0		0-0-0	0-0-0		HOME		2-1-0		0-0-0		0-0-0	
2-4-0		0-0-0	0-0-0		AWAY		2-4-0		0-0-0		0-0-0	
0-0-0		0-0-0	0-0-0		NEUTRAL		0-0-0		0-0-0		0-0-0	
RPI S	Opponent	Score	RPI S	Opponent	Score	RPI S	Opponent	Score	RPI S	Opponent	Score	
16 A	Coastal Caro.	4 12	39 N	UNCG	4 5	64 A	Tulane	5 6	113 A	Southern Ill.	0 1	
16 A	Coastal Caro.	4 10	39 N	UNCG	9 20	64 A	Tulane	0 3	113 A	Southern Ill.	2 3	
						64 A	Tulane	5 2	163 A	Stetson	4 1	
						85 A	Nebraska	7 9	229 N	Northern Ill.	5 3	
						85 A	Nebraska	8 9	229 N	Northern Ill.	3 9	
						85 A	Nebraska	6 4	258 A	Illinois St.	8 3	
						92 H	Penn St.	5 0	258 H	Illinois St.	7 1	
						92 H	Penn St.	6 1	261 N	Villanova	4 2	
						92 H	Penn St.	3 5	264 N	Central Mich.	9 4	
						93 A	FGCU	2 3	270 H	Eastern Ill.	9 7	
						93 A	FGCU	4 2	275 H	Saint Louis	6 2	
						93 A	FGCU	4 2	275 H	Saint Louis	6 4	
						95 A	Indiana St.	4 5	275 H	Saint Louis	3 1	
						100 A	Iowa	3 4				
						100 A	Iowa	10 4				
						100 A	Iowa	3 4				
LAST 15 GAMES						270 H	Eastern Ill.	9 7				
						85 A	Nebraska	7 9				
						85 A	Nebraska	8 9				
						275 H	Saint Louis	6 2				
						275 H	Saint Louis	3 1				
						275 H	Saint Louis	6 4				
						258 H	Illinois St.	7 1				
						100 A	Iowa	3 4				

Non-Div. I Games:

Illinois



100 A Iowa	10	4
100 A Iowa	3	4

I  
l  
l  
i  
n  
o  
i  
s

I  
l  
l  
i  
n  
o  
i  
s



Average RPI Win: 155		WON-LOST	WINNING	LAST 15	STRENGTH OF		OPP. STRENGTH	TEAM	ADJ	CONF.	ADJ CONF.
Average RPI Loss: 71		RECORD	PCT. RANK	GAMES	SCHEDULE		OF SCHEDULE	RPI	RPI	RPI	RPI
DIV. I ONLY		18-18-1	.5	148	7-8-0		88	27	97	.52771	97
DIV. I NON-CONF.		14-10-1	.58	102	3-0-0		161	36	101	.52914	101
TOTALS		RPI 1-25	RPI 26-50		W-L RECORDS		RPI 51-100		RPI 101-150		RPI 150+
18-18-1	0-6-1	0-0-0		OVERALL		3-7-0		7-5-0		8-0-0	
11-6-0	0-0-0	0-0-0		HOME		2-2-0		6-4-0		3-0-0	
7-12-0	0-6-0	0-0-0		AWAY		1-5-0		1-1-0		5-0-0	
0-0-1	0-0-1	0-0-0		NEUTRAL		0-0-0		0-0-0		0-0-0	
14-10-1	0-0-1	0-0-0		NON-CONFERENCE		3-7-0		3-3-0		8-0-0	
7-4-0	0-0-0	0-0-0		HOME		2-2-0		2-2-0		3-0-0	
7-6-0	0-0-0	0-0-		AWAY		1-5-0		1-1-0		5-0-0	
0-0-1	0-0-1	0-0-0		NEUTRAL		0-0-0		0-0-0		0-0-0	
4-8-0	0-6-0	0-0-0		CONFERENCE		0-0-0		4-2-0		0-0-0	
4-2-0	0-0-0	0-0-0		HOME		0-0-0		4-2-0		0-0-0	
0-6-0	0-6-0	0-0-0		AWAY		0-0-0		0-0-0		0-0-0	
0-0-0	0-0-0	0-0-0		NEUTRAL		0-0-0		0-0-0		0-0-0	
RPI	S	Opponent	Score	RPI	S	Opponent	Score	RPI	S	Opponent	Score
11	A	Texas Tech	7 13					54	H	Long Beach St.	3 7
11	A	Texas Tech	1 6					54	H	Long Beach St.	6 3
11	A	Texas Tech	0 5					54	H	Long Beach St.	3 6
17	N	Mississippi St.	5 5					58	H	Dallas Baptist	12 2
25	A	TCU	0 2					60	A	Fresno St.	3 2
25	A	TCU	2 12					71	A	Oral Roberts	0 5
25	A	TCU	3 11					86	A	UCLA	2 4
								89	A	Sam Houston St.	3 4
								89	A	Sam Houston St.	2 7
								89	A	Sam Houston St.	3 4

Non-Div. I Games:

Oklahoma



105 H Baylor	1	6
105 H Baylor	4	3

O  
k  
l  
a  
h  
o  
m  
a

O  
k  
l  
a  
h  
o  
m  
a



Average RPI Win: 140		WON-LOST	WINNING	LAST 15	STRENGTH OF		OPP. STRENGTH	TEAM	ADJ	CONF.	ADJ CONF.
Average RPI Loss: 78		RECORD	PCT. RANK	GAMES	SCHEDULE		OF SCHEDULE	RPI	RPI	RPI	RPI
DIV. I ONLY		20-13-0	.60606	82	7-8-0		137	37	98	.52736	98
DIV. I NON-CONF.		13-4-0	.76471	24	0-1-0		224	43	73	.54665	73
TOTALS		RPI 1-25	RPI 26-50		W-L RECORDS		RPI 51-100		RPI 101-150		RPI 150+
20-13-0		0-0-0	4-4-0		OVERALL		3-5-0		1-3-0		12-1-0
15-7-0		0-0-0	2-1-0		HOME		2-3-0		1-3-0		10-0-0
5-6-0		0-0-0	2-3-0		AWAY		1-2-0		0-0-0		2-1-0
0-0-0		0-0-0	0-0-0		NEUTRAL		0-0-0		0-0-0		0-0-0
13-4-0		0-0-0	2-0-0		NON-CONFERENCE		1-3-0		0-1-0		10-0-0
10-2-0		0-0-0	0-0-0		HOME		0-1-0		0-1-0		10-0-0
3-2-0		0-0-0	2-0-		AWAY		1-2-0		0-0-0		0-0-0
0-0-0		0-0-0	0-0-0		NEUTRAL		0-0-0		0-0-0		0-0-0
7-9-0		0-0-0	2-4-0		CONFERENCE		2-2-0		1-2-0		2-1-0
5-5-0		0-0-0	2-1-0		HOME		2-2-0		1-2-0		0-0-0
2-4-0		0-0-0	0-3-0		AWAY		0-0-0		0-0-0		2-1-0
0-0-0		0-0-0	0-0-0		NEUTRAL		0-0-0		0-0-0		0-0-0
RPI S	Opponent	Score	RPI S	Opponent	Score	RPI S	Opponent	Score	RPI S	Opponent	Score
			30 H	California	6 4	53 H	Arizona	7 5	123 H	Utah	5 0
			30 H	California	4 0	54 A	Long Beach St.	9 2	123 H	Utah	1 3
			30 H	California	4 8	54 A	Long Beach St.	2 5	123 H	Utah	7 16
			44 A	Oregon St.	3 7	54 A	Long Beach St.	1 3	142 H	Nevada	5 11
			44 A	Oregon St.	2 3	55 H	Washington	2 4	155 A	Washington St.	10 1
			44 A	Oregon St.	2 12	55 H	Washington	6 3	155 A	Washington St.	3 9
			47 A	Cal St. Fullerton	5 3	55 H	Washington	1 6	155 A	Washington St.	18 3
			47 A	Cal St. Fullerton	2 1	88 H	San Diego	3 6	169 H	Eastern Mich.	12 4
									169 H	Eastern Mich.	5 4
									169 H	Eastern Mich.	8 1
									180 H	Xavier	5 1
									180 H	Xavier	2 1
									180 H	Xavier	5 2
									180 H	Xavier	8 2
									273 H	UC Davis	4 3
									273 H	UC Davis	6 5
									273 H	UC Davis	3 2
LAST 15 GAMES											
			30 H	California	4 0	155 A	Washington St.	18 3			
			30 H	California	4 8	155 A	Washington St.	3 9			
			30 H	California	6 4	155 A	Washington St.	10 1			
			53 H	Arizona	7 5						
			55 H	Washington	1 6						

Non-Div. I Games:

Arizona St.



55 H Washington	6	3
55 H Washington	2	4

A  
r  
i  
z  
o  
n  
a  
S  
t  
.

A  
r  
i  
z  
o  
n  
a  
S  
t  
.



Average RPI Win: 130		WON-LOST	WINNING	LAST 15	STRENGTH OF		OPP. STRENGTH	TEAM	ADJ	CONF.	ADJ CONF.
Average RPI Loss: 91		RECORD	PCT. RANK	GAMES	SCHEDULE		OF SCHEDULE	RPI	RPI	RPI	RPI
DIV. I ONLY		16-20-0	.44444	184	4-11-0		18	107	99	.52663	99
DIV. I NON-CONF.		12-9-0	.57143	107	1-2-0		29	184	69	.54822	69
TOTALS		RPI 1-25	RPI 26-50		W-L RECORDS		RPI 51-100		RPI 101-150		RPI 150+
16-20-0		5-9-0	0-0-0		OVERALL		1-4-0		0-1-0		10-6-0
11-9-0		3-4-0	0-0-0		HOME		1-0-0		0-1-0		7-4-0
4-11-0		2-5-0	0-0-0		AWAY		0-4-0		0-0-0		2-2-0
1-0-0		0-0-0	0-0-0		NEUTRAL		0-0-0		0-0-0		1-0-0
12-9-0		3-2-0	0-0-0		NON-CONFERENCE		1-1-0		0-1-0		8-5-0
7-4-0		1-0-0	0-0-0		HOME		1-0-0		0-1-0		5-3-0
4-5-0		2-2-0	0-0-		AWAY		0-1-0		0-0-0		2-2-0
1-0-0		0-0-0	0-0-0		NEUTRAL		0-0-0		0-0-0		1-0-0
4-11-0		2-7-0	0-0-0		CONFERENCE		0-3-0		0-0-0		2-1-0
4-5-0		2-4-0	0-0-0		HOME		0-0-0		0-0-0		2-1-0
0-6-0		0-3-0	0-0-0		AWAY		0-3-0		0-0-0		0-0-0
0-0-0		0-0-0	0-0-0		NEUTRAL		0-0-0		0-0-0		0-0-0
RPI S	Opponent	Score	RPI S	Opponent	Score	RPI S	Opponent	Score	RPI S	Opponent	Score
12 A	Vanderbilt	4 7				67 A	Tennessee	2 9	141 H	Miami (OH)	5 13
12 H	Vanderbilt	7 4				69 H	Austin Peay	6 5	152 H	Indiana	4 14
18 H	Rice	3 0				80 A	Western Ky.	1 3	152 H	Indiana	5 4
18 H	Rice	2 6				80 A	Western Ky.	1 2	152 H	Indiana	3 2
18 H	Rice	0 1				80 A	Western Ky.	4 10	165 H	Charlotte	4 8
19 A	Southern Miss.	11 12							165 H	Charlotte	3 0
19 A	Southern Miss.	4 6							165 H	Charlotte	12 11
19 A	Southern Miss.	5 9							182 A	Kennesaw St.	0 7
21 A	South Ala.	5 4							182 A	Kennesaw St.	8 6
21 A	South Ala.	2 3							182 A	Kennesaw St.	9 3
21 A	South Ala.	7 4							211 H	Memphis	8 2
23 H	Fla. Atlantic	2 7							211 N	Memphis	3 1
23 H	Fla. Atlantic	8 6							216 H	Belmont	4 9
23 H	Fla. Atlantic	1 12							228 A	Lipscomb	1 6
									228 H	Lipscomb	9 6
									252 H	Army West Point	1 9
									265 H	Western Mich.	3 2
LAST 15 GAMES											
	165 H	Charlotte	3	0		69 H	Austin Peay	6	5		
	165 H	Charlotte	4	8		18 H	Rice	2	6		
	165 H	Charlotte	12	11		18 H	Rice	0	1		
	12 A	Vanderbilt	4	7							
	19 A	Southern Miss.	11	12							

Non-Div. I Games:

Middle Tenn.



19 A Southern Miss.	5	9
19 A Southern Miss.	4	6

M  
i  
d  
d  
l  
e  
T  
e  
n  
n  
.

M  
i  
d  
d  
l  
e  
T  
e  
n  
n  
.



Average RPI Win: 146		WON-LOST RECORD	WINNING PCT. RANK	LAST 15 GAMES	STRENGTH OF SCHEDULE	OPP. STRENGTH OF SCHEDULE	TEAM RPI	ADJ RPI	CONF. RPI	ADJ CONF. RPI	
Average RPI Loss: 91											
DIV. I ONLY		15-17-0	.46875 172	9-6-0	50	151	100	.5265 100	6	7	
DIV. I NON-CONF.		9-11-0	.45 179	4-0-0	57	241	126	.51497 126	6	6	
TOTALS		RPI 1-25	RPI 26-50		W-L RECORDS		RPI 51-100		RPI 101-150		RPI 150+
15-17-0	1-2-0	2-1-0		OVERALL		2-8-0		3-3-0		7-3-0	
9-2-0	0-0-0	2-1-0		HOME		2-1-0		2-0-0		3-0-0	
3-12-0	1-2-0	0-0-0		AWAY		0-6-0		1-2-0		1-2-0	
3-3-0	0-0-0	0-0-0		NEUTRAL		0-1-0		0-1-0		3-1-0	
9-11-0	0-0-0	0-0-0		NON-CONFERENCE		0-7-0		3-3-0		6-1-0	
5-0-0	0-0-0	0-0-0		HOME		0-0-0		2-0-0		3-0-0	
1-8-0	0-0-0	0-0-		AWAY		0-6-0		1-2-0		0-0-0	
3-3-0	0-0-0	0-0-0		NEUTRAL		0-1-0		0-1-0		3-1-0	
6-6-0	1-2-0	2-1-0		CONFERENCE		2-1-0		0-0-0		1-2-0	
4-2-0	0-0-0	2-1-0		HOME		2-1-0		0-0-0		0-0-0	
2-4-0	1-2-0	0-0-0		AWAY		0-0-0		0-0-0		1-2-0	
0-0-0	0-0-0	0-0-0		NEUTRAL		0-0-0		0-0-0		0-0-0	
RPI S	Opponent	Score		RPI S	Opponent	Score		RPI S	Opponent	Score	
20 A	Minnesota	1	4	37 H	Maryland	8	1	58 A	Dallas Baptist	1	5
20 A	Minnesota	3	6	37 H	Maryland	1	4	58 A	Dallas Baptist	3	7
20 A	Minnesota	6	3	37 H	Maryland	4	1	58 A	Dallas Baptist	1	4
								83 A	Missouri St.	1	4
								83 A	Missouri St.	6	8
								83 A	Missouri St.	4	5
								95 N	Indiana St.	3	11
								96 H	Illinois	4	10
								96 H	Illinois	4	3
								96 H	Illinois	4	3
						</					

Non-Div. I Games: Point U. 7 1 Northwestern (IA) 28 0

Iowa



96 H Illinois	4	3
96 H Illinois	4	10

I  
o  
w  
a

I  
o  
w  
a



Average RPI Win: 170		WON-LOST RECORD		WINNING PCT. RANK		LAST 15 GAMES		STRENGTH OF SCHEDULE		OPP. STRENGTH OF SCHEDULE		TEAM RPI		ADJ RPI		CONF. RPI		ADJ CONF. RPI	
DIV. I ONLY		18-15-0		.54545 121		8-7-0		61		172		101		.52539 101		4		4	
DIV. I NON-CONF.		10-8-0		.55556 114		1-2-0		141		258		153		.49899 153		4		4	
TOTALS		RPI 1-25		RPI 26-50		W-L RECORDS		RPI 51-100		RPI 101-150		RPI 150+							
18-15-0		2-5-0		0-0-0		OVERALL		3-2-0		3-6-0		10-2-0							
13-7-0		2-4-0		0-0-0		HOME		3-1-0		0-1-0		8-1-0							
5-6-0		0-1-0		0-0-0		AWAY		0-1-0		3-3-0		2-1-0							
0-2-0		0-0-0		0-0-0		NEUTRAL		0-0-0		0-2-0		0-0-0							
10-8-0		0-1-0		0-0-0		NON-CONFERENCE		1-1-0		1-5-0		8-1-0							
9-2-0		0-0-0		0-0-0		HOME		1-0-0		0-1-0		8-1-0							
1-4-0		0-1-0		0-0-		AWAY		0-1-0		1-2-0		0-0-0							
0-2-0		0-0-0		0-0-0		NEUTRAL		0-0-0		0-2-0		0-0-0							
8-7-0		2-4-0		0-0-0		CONFERENCE		2-1-0		2-1-0		2-1-0							
4-5-0		2-4-0		0-0-0		HOME		2-1-0		0-0-0		0-0-0							
4-2-0		0-0-0		0-0-0		AWAY		0-0-0		2-1-0		2-1-0							
0-0-0		0-0-0		0-0-0		NEUTRAL		0-0-0		0-0-0		0-0-0							
RPI	S	Opponent		Score		RPI	S	Opponent		Score		RPI	S	Opponent		Score			
16	A	Coastal Caro.		3	9					90	H	Louisiana Tech	7	4	107	H	West Virginia	4	5
19	H	Southern Miss.		10	8					90	H	Louisiana Tech	6	10	117	A	UTSA	8	3
19	H	Southern Miss.		4	14					90	H	Louisiana Tech	10	4	117	A	UTSA	5	2
19	H	Southern Miss.		2	3					91	A	Morehead St.	0	13	117	A	UTSA	4	5
23	H	Fla. Atlantic		3	6					91	H	Morehead St.	6	5	124	N	Liberty	8	9
23	H	Fla. Atlantic		2	10										124	N	Liberty	3	7
23	H	Fla. Atlantic		7	2										145	A	Florida A&M	11	9
															145	A	Florida A&M	4	9
															145	A	Florida A&M	4	20
															170	A	FIU	5	10
															170	A	FIU	6	5
															170	A	FIU	5	4
															214	H	Eastern Ky.	5	4
															248	H	Brown	7	2
															248	H	Brown	2	0
															248	H	Brown	14	0
															248	H	Brown	3	2
															253	H	Ohio	1	4
															272	H	Lehigh	12	6
															272	H	Lehigh	6	4
															272	H	Lehigh	4	2
LAST 15 GAMES																			
				23	H	Fla. Atlantic	7	2	90	H	Louisiana Tech	10	4						
				23	H	Fla. Atlantic	2	10	90	H	Louisiana Tech	6	10						
				23	H	Fla. Atlantic	3	6	90	H	Louisiana Tech	7	4						
				117	A	UTSA	5	2											
				117	A	UTSA	4	5											

Non-Div. I Games:

Marshall



117	A	UTSA	8	3
107	H	West Virginia	4	5

M  
a  
r  
s  
h  
a  
l  
l

M  
a  
r  
s  
h  
a  
l  
l



Average RPI Win:	146	WON-LOST RECORD	WINNING PCT. RANK	LAST 15 GAMES	STRENGTH OF SCHEDULE	OPP. STRENGTH OF SCHEDULE	TEAM RPI	ADJ RPI	CONF. RPI	ADJ CONF. RPI	
Average RPI Loss:	138										
DIV. I ONLY	20-12-0	.625	68	9-6-0	204	47	101	.52539	101	10	10
DIV. I NON-CONF.	16-7-0	.69565	46	5-1-0	244	15	91	.53329	91	13	13
<hr/>											
TOTALS	RPI 1-25	RPI 26-50		W-L RECORDS	RPI 51-100		RPI 101-150		RPI 150+		
20-12-0	0-0-0	1-0-0		OVERALL	3-4-0		9-2-0		7-6-0		
12-4-0	0-0-0	1-0-0		HOME	0-0-0		8-2-0		3-2-0		
8-8-0	0-0-0	0-0-0		AWAY	3-4-0		1-0-0		4-4-0		
0-0-0	0-0-0	0-0-0		NEUTRAL	0-0-0		0-0-0		0-0-0		
<hr/>											
16-7-0	0-0-0	1-0-0		NON-CONFERENCE	2-2-0		9-2-0		4-3-0		
10-3-0	0-0-0	1-0-0		HOME	0-0-0		8-2-0		1-1-0		
6-4-0	0-0-0	0-0-		AWAY	2-2-0		1-0-0		3-2-0		
0-0-0	0-0-0	0-0-0		NEUTRAL	0-0-0		0-0-0		0-0-0		
<hr/>											
4-5-0	0-0-0	0-0-0		CONFERENCE	1-2-0		0-0-0		3-3-0		
2-1-0	0-0-0	0-0-0		HOME	0-0-0		0-0-0		2-1-0		
2-4-0	0-0-0	0-0-0		AWAY	1-2-0		0-0-0		1-2-0		
0-0-0	0-0-0	0-0-0		NEUTRAL	0-0-0		0-0-0		0-0-0		
<hr/>											
RPI S	Opponent	Score	RPI S	Opponent	Score	RPI S	Opponent	Score	RPI S	Opponent	Score
			37 H	Maryland	9 5	54 A	Long Beach St.	7 2	109 A	Loyola Marymount	5 1
						54 A	Long Beach St.	2 3	109 H	Loyola Marymount	2 7
						54 A	Long Beach St.	3 8	117 H	UTSA	7 3
						67 A	Tennessee	1 12	117 H	UTSA	8 3
						67 A	Tennessee	2 0	117 H	UTSA	2 12
						67 A	Tennessee	4 14	118 H	Seattle	8 4
						88 A	San Diego	9 2	118 H	Seattle	3 2
									118 H	Seattle	4 0
									142 H	Nevada	6 0
									142 H	Nevada	8 7
									142 H	Nevada	4 1
									189 H	San Diego St.	2 4
									193 A	San Jose St.	11 0
									193 A	San Jose St.	5 8
									193 A	San Jose St.	3 2
									193 A	San Jose St.	3 9
									196 A	Hawaii	4 8
									196 A	Hawaii	5 8
									196 A	Hawaii	14 4
									225 H	UC Riverside	1 3
									225 H	UC Riverside	2 1
									225 H	UC Riverside	8 3
			LAST 15 GAMES								
			54 A	Long Beach St.	7 2	196 A	Hawaii	14 4	260 A	CSU Bakersfield	7 6
			54 A	Long Beach St.	3 8	196 A	Hawaii	5 8	260 H	CSU Bakersfield	9 6
			54 A	Long Beach St.	2 3	196 A	Hawaii	4 8			
			260 A	CSU Bakersfield	7 6						
			225 H	UC Riverside	8 3						

Non-Div. I Games:

UC Irvine



225 H UC Riverside	2	1
225 H UC Riverside	1	3

U  
C  
I  
r  
v  
i  
n  
e

U  
C  
I  
r  
v  
i  
n  
e



Average RPI Win: 185		WON-LOST RECORD		WINNING PCT. RANK		LAST 15 GAMES		STRENGTH OF SCHEDULE		OPP. STRENGTH OF SCHEDULE		TEAM RPI		ADJ RPI		CONF. RPI		ADJ CONF. RPI	
Average RPI Loss: 124		25-10-0		.71429 27		10-4-0		267		100		103		.52534 103		25		25	
DIV. I ONLY		15-7-0		.68182 51		2-2-0		152		53		50		.55871 50		24		24	
DIV. I NON-CONF.																			
TOTALS		RPI 1-25		RPI 26-50		W-L RECORDS		RPI 51-100		RPI 101-150		RPI 150+							
25-10-0		0-1-0		0-4-0		OVERALL		0-0-0		7-1-0		18-4-0							
6-4-0		0-0-0		0-1-0		HOME		0-0-0		1-0-0		5-3-0							
14-3-0		0-0-0		0-1-0		AWAY		0-0-0		3-1-0		11-1-0							
5-3-0		0-1-0		0-2-0		NEUTRAL		0-0-0		3-0-0		2-0-0							
15-7-0		0-1-0		0-4-0		NON-CONFERENCE		0-0-0		6-1-0		9-1-0							
2-2-0		0-0-0		0-1-0		HOME		0-0-0		1-0-0		1-1-0							
9-2-0		0-0-0		0-0-		AWAY		0-0-0		3-1-0		6-0-0							
4-3-0		0-1-0		0-2-0		NEUTRAL		0-0-0		2-0-0		2-0-0							
10-3-0		0-0-0		0-0-0		CONFERENCE		0-0-0		1-0-0		9-3-0							
4-2-0		0-0-0		0-0-0		HOME		0-0-0		0-0-0		4-2-0							
5-1-0		0-0-0		0-0-0		AWAY		0-0-0		0-0-0		5-1-0							
1-0-0		0-0-0		0-0-0		NEUTRAL		0-0-0		1-0-0		0-0-0							
RPI S	Opponent	Score		RPI S	Opponent	Score		RPI S	Opponent	Score		RPI S	Opponent	Score					
6 N	North Carolina St.	5	7	36 N	Virginia	6	8					115 H	Ohio St.	8	3				
				40 A	Pittsburgh	5	13					122 N	Evansville	6	3				
				40 H	Pittsburgh	4	9					124 A	Liberty	2	4				
				48 N	Old Dominion	0	2					124 A	Liberty	8	1				
												124 A	Liberty	2	0				
												124 A	Liberty	6	5				
												129 N	Ball St.	8	3				
												150 N	Milwaukee	7	6				
												165 A	Charlotte	11	3				
												165 A	Charlotte	4	3				
												165 A	Charlotte	11	6				
												169 A	Eastern Mich.	4	2				
												169 A	Eastern Mich.	7	3				
												169 A	Eastern Mich.	13	3				
												192 A	Radford	8	3				
												192 A	Radford	7	6				
												192 A	Radford	6	0				
												194 H	Canisius	4	5				
												210 N	George Washington	7	4				
												210 N	George Washington	6	4				
												223 H	Toledo	2	1				
												223 H	Toledo	1	4				
												223 H	Toledo	3	0				
												235 H	Youngstown St.	5	2				
												264 A	Central Mich.	10	13				
												264 A	Central Mich.	17	5				
												264 A	Central Mich.	5	2				
LAST 15 GAMES				169 A	Eastern Mich.	7	3	194 H	Canisius	4	5	223 H	Toledo	3	0				
				169 A	Eastern Mich.	4	2	115 H	Ohio St.	8	3	235 H	Youngstown St.	5	2				
				169 A	Eastern Mich.	13	3	265 H	Western Mich.	13	2	264 A	Central Mich.	10	13				
				235 H	Youngstown St.	5	2					264 A	Central Mich.	17	5				
				223 H	Toledo	1	4					264 A	Central Mich.	5	2				

Non-Div. I Games: Lake Erie 9 1

Kent St.



Kent St.

223 H Toledo	2	1
223 H Toledo	3	0

Through Games Of April 17, 2016

RPI	S	Opponent	Score	
265	H	Western Mich.	9	7
265	H	Western Mich.	4	5
265	H	Western Mich.	13	2

Kent St.

K  
e  
n  
t  
s  
t  
.

K  
e  
n  
t  
s  
t  
.



Average RPI Win: 173		WON-LOST RECORD		WINNING PCT. RANK		LAST 15 GAMES		STRENGTH OF SCHEDULE		OPP. STRENGTH OF SCHEDULE		TEAM RPI		ADJ RPI		CONF. RPI		ADJ CONF. RPI	
DIV. I ONLY		22-13-0		.62857 63		5-10-0		194		86		104		.52352 104		10		10	
DIV. I NON-CONF.		21-5-0		.80769 17		4-2-0		280		141		100		.52938 100		13		13	
TOTALS		RPI 1-25		RPI 26-50		W-L RECORDS		RPI 51-100		RPI 101-150		RPI 150+							
22-13-0		0-3-0		0-3-0		OVERALL		5-2-0		3-0-0		14-5-0							
13-5-0		0-0-0		0-0-0		HOME		4-2-0		2-0-0		7-3-0							
9-8-0		0-3-0		0-3-0		AWAY		1-0-0		1-0-0		7-2-0							
0-0-0		0-0-0		0-0-0		NEUTRAL		0-0-0		0-0-0		0-0-0							
21-5-0		0-0-0		0-0-0		NON-CONFERENCE		4-0-0		3-0-0		14-5-0							
12-3-0		0-0-0		0-0-0		HOME		3-0-0		2-0-0		7-3-0							
9-2-0		0-0-0		0-0-		AWAY		1-0-0		1-0-0		7-2-0							
0-0-0		0-0-0		0-0-0		NEUTRAL		0-0-0		0-0-0		0-0-0							
1-8-0		0-3-0		0-3-0		CONFERENCE		1-2-0		0-0-0		0-0-0							
1-2-0		0-0-0		0-0-0		HOME		1-2-0		0-0-0		0-0-0							
0-6-0		0-3-0		0-3-0		AWAY		0-0-0		0-0-0		0-0-0							
0-0-0		0-0-0		0-0-0		NEUTRAL		0-0-0		0-0-0		0-0-0							
RPI S	Opponent		Score		RPI S	Opponent		Score		RPI S	Opponent		Score		RPI S	Opponent		Score	
8 A	UC Santa Barbara		0 1		47 A	Cal St. Fullerton		4 7		54 H	Long Beach St.		3 6		106 A	Pepperdine		3 0	
8 A	UC Santa Barbara		2 8		47 A	Cal St. Fullerton		5 8		54 H	Long Beach St.		0 12		137 H	William & Mary		11 3	
8 A	UC Santa Barbara		4 5		47 A	Cal St. Fullerton		1 2		54 H	Long Beach St.		4 2		137 H	William & Mary		11 7	
										65 H	UConn		12 4		174 H	Houston Baptist		6 3	
										65 H	UConn		2 1		174 H	Houston Baptist		2 0	
										86 A	UCLA		4 1		174 H	Houston Baptist		7 1	
										86 H	UCLA		20 12		174 H	Houston Baptist		7 2	
														200 A	Portland		2 1		
														200 A	Portland		3 7		
														200 A	Portland		2 1		
														200 A	Portland		5 6		
														210 A	George Washington		9 3		
														210 A	George Washington		6 5		
														210 A	George Washington		4 2		
														260 A	CSU Bakersfield		7 5		
														260 H	CSU Bakersfield		3 5		
														260 H	CSU Bakersfield		5 8		
														269 H	Northern Colo.		2 3		
														269 H	Northern Colo.		6 0		
														269 H	Northern Colo.		4 2		
														269 H	Northern Colo.		5 3		
														285 A	George Mason		1 0		
LAST 15 GAMES																			
8 A	UC Santa Barbara		2 8		47 A	Cal St. Fullerton		5 8											
8 A	UC Santa Barbara		4 5		47 A	Cal St. Fullerton		1 2											
8 A	UC Santa Barbara		0 1		47 A	Cal St. Fullerton		4 7											
54 H	Long Beach St.		0 12																
54 H	Long Beach St.		3 6																

Non-Div. I Games:

CSUN



54	H	Long Beach St.	4	2
86	A	UCLA	4	1

C  
S  
U  
N

C  
S  
U  
N



Average RPI Win: 107		WON-LOST	WINNING	LAST 15	STRENGTH OF		OPP. STRENGTH	TEAM	ADJ	CONF.	ADJ CONF.
Average RPI Loss: 84		RECORD	PCT. RANK	GAMES	SCHEDULE		OF SCHEDULE	RPI	RPI	RPI	RPI
DIV. I ONLY		17-19-0	.47222	164	8-7-0		29	49	105	.52265	105
DIV. I NON-CONF.		13-11-0	.54167	128	5-1-0		18	61	77	.54406	77
TOTALS		RPI 1-25	RPI 26-50		W-L RECORDS		RPI 51-100		RPI 101-150		RPI 150+
17-19-0		1-2-0	0-3-0		OVERALL		8-8-0		3-4-0		5-2-0
13-13-0		1-2-0	0-3-0		HOME		4-3-0		3-3-0		5-2-0
4-6-0		0-0-0	0-0-0		AWAY		4-5-0		0-1-0		0-0-0
0-0-0		0-0-0	0-0-0		NEUTRAL		0-0-0		0-0-0		0-0-0
13-11-0		0-0-0	0-0-0		NON-CONFERENCE		7-6-0		3-4-0		3-1-0
10-7-0		0-0-0	0-0-0		HOME		4-3-0		3-3-0		3-1-0
3-4-0		0-0-0	0-0-		AWAY		3-3-0		0-1-0		0-0-0
0-0-0		0-0-0	0-0-0		NEUTRAL		0-0-0		0-0-0		0-0-0
4-8-0		1-2-0	0-3-0		CONFERENCE		1-2-0		0-0-0		2-1-0
3-6-0		1-2-0	0-3-0		HOME		0-0-0		0-0-0		2-1-0
1-2-0		0-0-0	0-0-0		AWAY		1-2-0		0-0-0		0-0-0
0-0-0		0-0-0	0-0-0		NEUTRAL		0-0-0		0-0-0		0-0-0
RPI S	Opponent	Score	RPI S	Opponent	Score	RPI S	Opponent	Score	RPI S	Opponent	Score
11 H	Texas Tech	0 5	27 H	Oklahoma St.	2 6	51 H	Lamar	6 3	117 H	UTSA	5 4
11 H	Texas Tech	5 6	27 H	Oklahoma St.	1 3	55 H	Washington	2 7	130 A	UT Arlington	3 6
11 H	Texas Tech	4 3	27 H	Oklahoma St.	7 10	55 H	Washington	1 7	130 H	UT Arlington	2 9
						55 H	Washington	9 5	136 H	Wofford	9 5
						58 A	Dallas Baptist	19 6	136 H	Wofford	4 0
						58 A	Dallas Baptist	3 5	147 H	New Mexico St.	5 9
						58 H	Dallas Baptist	8 3	147 H	New Mexico St.	4 7
						68 A	Houston	2 11	158 H	Stony Brook	6 5
						68 A	Houston	4 10	158 H	Stony Brook	20 4
						68 A	Houston	4 2	158 H	Stony Brook	16 2
						88 H	San Diego	6 3	160 H	Texas St.	3 12
						88 H	San Diego	3 5	190 H	Kansas	1 6
						89 A	Sam Houston St.	5 1	190 H	Kansas	2 1
						97 A	Oklahoma	3 4	190 H	Kansas	5 2
						97 A	Oklahoma	6 1			
						97 A	Oklahoma	6 7			
LAST 15 GAMES											
			27 H	Oklahoma St.	1 3	136 H	Wofford	4 0			
			27 H	Oklahoma St.	7 10	136 H	Wofford	9 5			
			27 H	Oklahoma St.	2 6	190 H	Kansas	5 2			
			51 H	Lamar	6 3						
			97 A	Oklahoma	6 7						

Non-Div. I Games:

Baylor



97 A Oklahoma	6	1
97 A Oklahoma	3	4

B  
a  
y  
l  
o  
r

B  
a  
y  
l  
o  
r



Average RPI Win: 127		WON-LOST	WINNING	LAST 15	STRENGTH OF		OPP. STRENGTH	TEAM	ADJ	CONF.	ADJ CONF.					
Average RPI Loss: 83		RECORD	PCT. RANK	GAMES	SCHEDULE		OF SCHEDULE	RPI	RPI	RPI	RPI					
DIV. I ONLY		18-16-0	.52941	128	9-6-0		90	79	106	.52182	106	8	8			
DIV. I NON-CONF.		10-9-0	.52632	141	2-1-0		30	83	112	.52466	112	8	8			
TOTALS		RPI 1-25	RPI 26-50		W-L RECORDS		RPI 51-100		RPI 101-150		RPI 150+					
18-16-0		2-2-0	1-2-0		OVERALL		1-5-0		6-5-0		8-2-0					
13-7-0		2-2-0	0-0-0		HOME		1-2-0		4-2-0		6-1-0					
5-9-0		0-0-0	1-2-0		AWAY		0-3-0		2-3-0		2-1-0					
0-0-0		0-0-0	0-0-0		NEUTRAL		0-0-0		0-0-0		0-0-0					
10-9-0		2-2-0	0-0-0		NON-CONFERENCE		0-3-0		4-4-0		4-0-0					
10-4-0		2-2-0	0-0-0		HOME		0-0-0		4-2-0		4-0-0					
0-5-0		0-0-0	0-0-		AWAY		0-3-0		0-2-0		0-0-0					
0-0-0		0-0-0	0-0-0		NEUTRAL		0-0-0		0-0-0		0-0-0					
8-7-0		0-0-0	1-2-0		CONFERENCE		1-2-0		2-1-0		4-2-0					
3-3-0		0-0-0	0-0-0		HOME		1-2-0		0-0-0		2-1-0					
5-4-0		0-0-0	1-2-0		AWAY		0-0-0		2-1-0		2-1-0					
0-0-0		0-0-0	0-0-0		NEUTRAL		0-0-0		0-0-0		0-0-0					
RPI	S	Opponent	Score		RPI	S	Opponent	Score		RPI	S	Opponent	Score			
4	H	Texas A&M	7	5	43	A	Gonzaga	3	4	64	A	Tulane	0	11		
4	H	Texas A&M	0	6	43	A	Gonzaga	4	11	64	A	Tulane	0	15		
4	H	Texas A&M	0	4	43	A	Gonzaga	7	4	64	A	Tulane	3	4		
8	H	UC Santa Barbara	6	2						88	H	San Diego	8	0		
										88	H	San Diego	4	6		
										88	H	San Diego	2	7		
												104	H	CSUN	0	3
												108	A	Cal Poly	5	6
												108	H	Cal Poly	12	4
												109	A	Loyola Marymount	9	8
												109	A	Loyola Marymount	0	7
												109	A	Loyola Marymount	6	0
												110	A	Southern California	5	6
												110	H	Southern California	3	2
												132	H	Oakland	12	5
												132	H	Oakland	3	7
												132	H	Oakland	8	2
												151	H	San Francisco	7	0
												151	H	San Francisco	1	3
												151	H	San Francisco	2	0
												157	A	Santa Clara	7	1
												157	A	Santa Clara	10	7
												157	A	Santa Clara	4	5
												205	H	Columbia	3	1
												205	H	Columbia	12	2
												205	H	Columbia	15	6
												205	H	Columbia	11	3
LAST 15 GAMES					LAST 15 GAMES					LAST 15 GAMES						
109	A	Loyola Marymount	9	8	110	A	Southern California	5	6	110	A	Southern California	5	6		
109	A	Loyola Marymount	0	7	151	H	San Francisco	1	3	151	H	San Francisco	1	3		
109	A	Loyola Marymount	6	0	151	H	San Francisco	7	0	151	H	San Francisco	7	0		
110	H	Southern California	3	2												
157	A	Santa Clara	4	5												

Non-Div. I Games:

Pepperdine



157 A Santa Clara	10	7
157 A Santa Clara	7	1

P  
e  
p  
p  
e  
r  
d  
i  
n  
e

P  
e  
p  
p  
e  
r  
d  
i  
n  
e



Average RPI Win: 150		WON-LOST	WINNING	LAST 15	STRENGTH OF		OPP. STRENGTH	TEAM	ADJ		CONF.	ADJ CONF.
Average RPI Loss: 121		RECORD	PCT. RANK	GAMES	SCHEDULE		OF SCHEDULE	RPI	RPI		RPI	RPI
DIV. I ONLY		18-16-0	.52941	128	7-8-0		116	78	107		5	5
DIV. I NON-CONF.		13-10-0	.56522	108	3-5-0		179	94	125		5	5
TOTALS		RPI 1-25	RPI 26-50		W-L RECORDS		RPI 51-100		RPI 101-150		RPI 150+	
18-16-0		0-3-0	4-3-0		OVERALL		0-1-0		2-2-0		12-7-0	
8-9-0		0-0-0	4-3-0		HOME		0-0-0		1-2-0		3-4-0	
10-7-0		0-3-0	0-0-0		AWAY		0-1-0		1-0-0		9-3-0	
0-0-0		0-0-0	0-0-0		NEUTRAL		0-0-0		0-0-0		0-0-0	
13-10-0		0-0-0	2-2-0		NON-CONFERENCE		0-1-0		1-0-0		10-7-0	
5-6-0		0-0-0	2-2-0		HOME		0-0-0		0-0-0		3-4-0	
8-4-0		0-0-0	0-0-0		AWAY		0-1-0		1-0-0		7-3-0	
0-0-0		0-0-0	0-0-0		NEUTRAL		0-0-0		0-0-0		0-0-0	
5-6-0		0-3-0	2-1-0		CONFERENCE		0-0-0		1-2-0		2-0-0	
3-3-0		0-0-0	2-1-0		HOME		0-0-0		1-2-0		0-0-0	
2-3-0		0-3-0	0-0-0		AWAY		0-0-0		0-0-0		2-0-0	
0-0-0		0-0-0	0-0-0		NEUTRAL		0-0-0		0-0-0		0-0-0	
RPI S	Opponent	Score	RPI S	Opponent	Score	RPI S	Opponent	Score	RPI S	Opponent	Score	
25 A	TCU	6 <b>10</b>	27 H	Oklahoma St.	5 4	92 A	Penn St.	4 <b>5</b>	101 A	Marshall	5 4	
25 A	TCU	2 <b>14</b>	27 H	Oklahoma St.	1 <b>8</b>				148 H	Kansas St.	2 <b>15</b>	
25 A	TCU	1 <b>7</b>	27 H	Oklahoma St.	4 3				148 H	Kansas St.	6 <b>8</b>	
			40 H	Pittsburgh	1 <b>4</b>				148 H	Kansas St.	5 4	
			48 H	Old Dominion	4 <b>5</b>				167 H	Furman	8 5	
			48 H	Old Dominion	6 5				167 H	Furman	6 <b>8</b>	
			48 H	Old Dominion	4 3				167 H	Furman	3 <b>7</b>	
									169 H	Eastern Mich.	5 1	
									172 A	UNLV	13 1	
									172 A	UNLV	9 6	
									172 A	UNLV	9 4	
									190 A	Kansas	1 0	
									190 A	Kansas	11 6	
									192 H	Radford	6 2	
									194 H	Canisius	5 <b>7</b>	
									194 H	Canisius	0 <b>9</b>	
									196 A	Hawaii	1 <b>4</b>	
									196 A	Hawaii	2 <b>6</b>	
									196 A	Hawaii	9 2	
									196 A	Hawaii	4 1	
									243 A	Charleston So.	5 0	
									243 A	Charleston So.	3 <b>4</b>	
									243 A	Charleston So.	3 0	
			LAST 15 GAMES									
			148 H	Kansas St.	5 4	169 H	Eastern Mich.	5 1				
			148 H	Kansas St.	2 <b>15</b>	101 A	Marshall	5 4				
			148 H	Kansas St.	6 <b>8</b>	27 H	Oklahoma St.	1 <b>8</b>				
			40 H	Pittsburgh	1 <b>4</b>							
			167 H	Furman	8 5							

Non-Div. I Games:

West Virginia



167	H	Furman	6	8
167	H	Furman	3	7

W  
e  
s  
t  
V  
i  
r  
g  
i  
n  
i  
a

W  
e  
s  
t  
V  
i  
r  
g  
i  
n  
i  
a



Average RPI Win:	150	WON-LOST	WINNING	LAST 15	STRENGTH OF	OPP. STRENGTH	TEAM	ADJ	CONF.	ADJ CONF.	
Average RPI Loss:	135	RECORD	PCT. RANK	GAMES	SCHEDULE	OF SCHEDULE	RPI	RPI	RPI	RPI	
DIV. I ONLY	21-13-0	.61765	72	8-7-0	186	51	108	.52089	108	10	10
DIV. I NON-CONF.	17-11-0	.60714	87	4-5-0	238	39	138	.50568	138	13	13
<hr/>											
TOTALS	RPI 1-25	RPI 26-50		W-L RECORDS		RPI 51-100		RPI 101-150		RPI 150+	
21-13-0	0-0-0	3-2-0		OVERALL		1-2-0		3-2-0		14-7-0	
14-6-0	0-0-0	3-2-0		HOME		1-2-0		1-0-0		9-2-0	
7-7-0	0-0-0	0-0-0		AWAY		0-0-0		2-2-0		5-5-0	
0-0-0	0-0-0	0-0-0		NEUTRAL		0-0-0		0-0-0		0-0-0	
17-11-0	0-0-0	1-1-0		NON-CONFERENCE		1-2-0		3-2-0		12-6-0	
12-5-0	0-0-0	1-1-0		HOME		1-2-0		1-0-0		9-2-0	
5-6-0	0-0-0	0-0-		AWAY		0-0-0		2-2-0		3-4-0	
0-0-0	0-0-0	0-0-0		NEUTRAL		0-0-0		0-0-0		0-0-0	
4-2-0	0-0-0	2-1-0		CONFERENCE		0-0-0		0-0-0		2-1-0	
2-1-0	0-0-0	2-1-0		HOME		0-0-0		0-0-0		0-0-0	
2-1-0	0-0-0	0-0-0		AWAY		0-0-0		0-0-0		2-1-0	
0-0-0	0-0-0	0-0-0		NEUTRAL		0-0-0		0-0-0		0-0-0	
RPI	S	Opponent	Score	RPI	S	Opponent	Score	RPI	S	Opponent	Score
				28	H	Michigan	5 1	106	A	Pepperdine	4 12
				30	H	California	1 7	106	H	Pepperdine	6 5
				47	H	Cal St. Fullerton	6 3	86	H	UCLA	6 2
				47	H	Cal St. Fullerton	1 2	86	H	UCLA	0 19
				47	H	Cal St. Fullerton	1 0	139	A	Sacramento St.	6 4
								139	A	Sacramento St.	4 0
								139	A	Sacramento St.	2 3
								151	H	San Francisco	10 5
								151	H	San Francisco	2 1
								151	H	San Francisco	7 6
								157	A	Santa Clara	1 10
								172	A	Wichita St.	0 6
								172	A	Wichita St.	7 2
								172	A	Wichita St.	7 6
								176	A	Grand Canyon	7 0
								176	A	Grand Canyon	3 16
								176	A	Grand Canyon	2 3
								184	H	Pacific	19 2
								184	H	Pacific	6 3
								184	H	Pacific	6 2
								184	H	Pacific	7 6
								193	H	San Jose St.	7 4
								193	H	San Jose St.	5 8
								193	H	San Jose St.	7 9
				LAST 15 GAMES				196	A	Hawaii	5 2
				196	A	Hawaii	5 4	196	A	Hawaii	3 6
				196	A	Hawaii	3 6	196	A	Hawaii	5 4
				30	H	California	1 7	260	H	CSU Bakersfield	8 4
				47	H	Cal St. Fullerton	6 3				



47 H Cal St. Fullerton	1	0
47 H Cal St. Fullerton	1	2

C  
a  
l  
P  
o  
l  
y

C  
a  
l  
P  
o  
l  
y



Average RPI Win: 140		WON-LOST	WINNING	LAST 15	STRENGTH OF		OPP. STRENGTH	TEAM	ADJ		CONF.	ADJ CONF.			
Average RPI Loss: 96		RECORD	PCT. RANK	GAMES	SCHEDULE		OF SCHEDULE	RPI	RPI		RPI	RPI			
DIV. I ONLY		17-19-0	.47222	164	8-7-0		118	64	109		.52047	109			
DIV. I NON-CONF.		9-12-0	.42857	188	2-1-0		109	54	108		.52616	108			
TOTALS		RPI 1-25	RPI 26-50		W-L RECORDS		RPI 51-100		RPI 101-150		RPI 150+				
17-19-0		1-2-0	1-2-0		OVERALL		2-7-0		3-4-0		10-4-0				
6-6-0		0-0-0	0-0-0		HOME		0-0-0		1-4-0		5-2-0				
11-13-0		1-2-0	1-2-0		AWAY		2-7-0		2-0-0		5-2-0				
0-0-0		0-0-0	0-0-0		NEUTRAL		0-0-0		0-0-0		0-0-0				
9-12-0		1-2-0	0-0-0		NON-CONFERENCE		0-6-0		2-2-0		6-2-0				
1-2-0		0-0-0	0-0-0		HOME		0-0-0		0-2-0		1-0-0				
8-10-0		1-2-0	0-0-		AWAY		0-6-0		2-0-0		5-2-0				
0-0-0		0-0-0	0-0-0		NEUTRAL		0-0-0		0-0-0		0-0-0				
8-7-0		0-0-0	1-2-0		CONFERENCE		2-1-0		1-2-0		4-2-0				
5-4-0		0-0-0	0-0-0		HOME		0-0-0		1-2-0		4-2-0				
3-3-0		0-0-0	1-2-0		AWAY		2-1-0		0-0-0		0-0-0				
0-0-0		0-0-0	0-0-0		NEUTRAL		0-0-0		0-0-0		0-0-0				
RPI S	Opponent	Score		RPI S	Opponent	Score		RPI S	Opponent	Score		RPI S	Opponent	Score	
25 A	TCU	5	3	38 A	BYU	1	4	54 A	Long Beach St.	4	6	101 A	UC Irvine	7	2
25 A	TCU	0	5	38 A	BYU	4	7	85 A	Nebraska	0	7	101 H	UC Irvine	1	5
25 A	TCU	0	1	38 A	BYU	10	5	85 A	Nebraska	0	3	106 H	Pepperdine	0	6
								85 A	Nebraska	4	5	106 H	Pepperdine	8	9
								85 A	Nebraska	4	6	106 H	Pepperdine	7	0
								86 A	UCLA	5	6	110 A	Southern California	8	0
								88 A	San Diego	7	2	110 H	Southern California	3	4
								88 A	San Diego	1	5	151 H	San Francisco	13	4
								88 A	San Diego	8	5	151 H	San Francisco	3	4
												151 H	San Francisco	5	1
												170 A	FIU	8	4
												170 A	FIU	0	6
												170 A	FIU	5	4
												170 A	FIU	10	3
												193 A	San Jose St.	4	3
												193 A	San Jose St.	5	8
												193 A	San Jose St.	13	4
												200 H	Portland	3	0
												200 H	Portland	8	1
												200 H	Portland	1	3
												225 H	UC Riverside	2	1
LAST 15 GAMES				LAST 15 GAMES				LAST 15 GAMES				LAST 15 GAMES			
106 H	Pepperdine	8	9	225 H	UC Riverside	2	1	106 H	Pepperdine	7	0	88 A	San Diego	8	5
106 H	Pepperdine	0	6	88 A	San Diego	1	5	106 H	Pepperdine	5	6				
86 A	UCLA	5	6												
151 H	San Francisco	5	1												

Non-Div. I Games:

Loyola Marymount



151 H San Francisco	3	4
151 H San Francisco	13	4

L  
o  
y  
o  
l  
a  
M  
a  
r  
y  
m  
o  
u  
n  
t

L  
o  
y  
o  
l  
a  
M  
a  
r  
y  
m  
o  
u  
n  
t



Average RPI Win:		76	WON-LOST RECORD		WINNING PCT. RANK	LAST 15 GAMES		STRENGTH OF SCHEDULE		OPP. STRENGTH OF SCHEDULE	TEAM RPI	ADJ RPI	CONF. RPI	ADJ CONF. RPI			
Average RPI Loss:		77															
DIV. I ONLY			15-19-0		.44118 189	5-10-0		44		22	110	.51978 110	3	3			
DIV. I NON-CONF.			10-11-0		.47619 162	2-4-0		39		13	102	.52893 102	3	3			
TOTALS		RPI 1-25		RPI 26-50		W-L RECORDS		RPI 51-100		RPI 101-150		RPI 150+					
15-19-0		2-5-0		5-2-0		OVERALL		3-7-0		4-3-0		1-2-0					
11-8-0		1-1-0		5-2-0		HOME		1-1-0		3-2-0		1-2-0					
4-10-0		1-4-0		0-0-0		AWAY		2-5-0		1-1-0		0-0-0					
0-1-0		0-0-0		0-0-0		NEUTRAL		0-1-0		0-0-0		0-0-0					
10-11-0		2-5-0		3-1-0		NON-CONFERENCE		2-1-0		2-2-0		1-2-0					
7-6-0		1-1-0		3-1-0		HOME		1-1-0		1-1-0		1-2-0					
3-5-0		1-4-0		0-0-		AWAY		1-0-0		1-1-0		0-0-0					
0-0-0		0-0-0		0-0-0		NEUTRAL		0-0-0		0-0-0		0-0-0					
5-8-0		0-0-0		2-1-0		CONFERENCE		1-6-0		2-1-0		0-0-0					
4-2-0		0-0-0		2-1-0		HOME		0-0-0		2-1-0		0-0-0					
1-5-0		0-0-0		0-0-0		AWAY		1-5-0		0-0-0		0-0-0					
0-1-0		0-0-0		0-0-0		NEUTRAL		0-1-0		0-0-0		0-0-0					
RPI	S	Opponent		Score		RPI	S	Opponent		Score		RPI	S	Opponent		Score	
8	A	UC Santa Barbara		2	5	30	H	California		4	5	54	A	Long Beach St.		7	4
8	A	UC Santa Barbara		1	10	30	H	California		5	4	65	H	UConn		4	5
8	H	UC Santa Barbara		9	5	30	H	California		18	5	66	A	Stanford		1	0
17	H	Mississippi St.		7	8	47	H	Cal St. Fullerton		3	2	66	A	Stanford		1	8
25	A	TCU		11	12	49	H	Wake Forest		2	1	66	A	Stanford		8	11
25	A	TCU		3	8	49	H	Wake Forest		4	5	75	A	Oregon		3	4
25	A	TCU		16	6	49	H	Wake Forest		9	4	75	A	Oregon		8	12
												75	A	Oregon		5	8
												86	N	UCLA		3	5
												97	H	Oklahoma		5	4
												75	A	Oregon		8	12
												66	A	Stanford		1	8
												66	A	Stanford		8	11
												106	A	Pepperdine		2	3
												106	H	Pepperdine		6	5
												109	A	Loyola Marymount		4	3
												109	H	Loyola Marymount		0	8
												123	H	Utah		5	2
												123	H	Utah		6	1
												123	H	Utah		8	14
												224	H	North Dakota		4	5
												224	H	North Dakota		0	1
												224	H	North Dakota		7	6
LAST 15 GAMES																	

Non-Div. I Games:

Southern California



123 H Utah	6	1
123 H Utah	5	2

S  
o  
u  
t  
h  
e  
r  
n  
C  
a  
l  
i  
f  
o  
r  
n  
i  
a

S  
o  
u  
t  
h  
e  
r  
n  
C  
a  
l  
i  
f  
o  
r  
n  
i  
a



Average RPI Win: 185		WON-LOST	WINNING	LAST 15	STRENGTH OF		OPP. STRENGTH	TEAM	ADJ	CONF.	ADJ CONF.
Average RPI Loss: 76		RECORD	PCT. RANK	GAMES	SCHEDULE		OF SCHEDULE	RPI	RPI	RPI	RPI
DIV. I ONLY		20-18-0	.52632	134	6-9-0		70	112	110	.51978	110
DIV. I NON-CONF.		16-7-0	.69565	46	2-1-0		226	260	134	.50837	134
TOTALS		RPI 1-25	RPI 26-50		W-L RECORDS		RPI 51-100		RPI 101-150		RPI 150+
20-18-0		0-9-0	0-0-0		OVERALL		1-2-0		6-4-0		13-3-0
10-11-0		0-6-0	0-0-0		HOME		1-1-0		2-1-0		7-3-0
3-5-0		0-3-0	0-0-0		AWAY		0-1-0		2-1-0		1-0-0
7-2-0		0-0-0	0-0-0		NEUTRAL		0-0-0		2-2-0		5-0-0
16-7-0		0-0-0	0-0-0		NON-CONFERENCE		1-2-0		2-2-0		13-3-0
8-4-0		0-0-0	0-0-0		HOME		1-1-0		0-0-0		7-3-0
1-1-0		0-0-0	0-0-		AWAY		0-1-0		0-0-0		1-0-0
7-2-0		0-0-0	0-0-0		NEUTRAL		0-0-0		2-2-0		5-0-0
4-11-0		0-9-0	0-0-0		CONFERENCE		0-0-0		4-2-0		0-0-0
2-7-0		0-6-0	0-0-0		HOME		0-0-0		2-1-0		0-0-0
2-4-0		0-3-0	0-0-0		AWAY		0-0-0		2-1-0		0-0-0
0-0-0		0-0-0	0-0-0		NEUTRAL		0-0-0		0-0-0		0-0-0
RPI S	Opponent	Score	RPI S	Opponent	Score	RPI S	Opponent	Score	RPI S	Opponent	Score
1 A	Florida	3 4				56 H	Southeast Mo. St.	2 7	121 H	Auburn	9 11
1 A	Florida	2 6				56 H	Southeast Mo. St.	13 6	121 H	Auburn	2 0
1 A	Florida	5 7				83 A	Missouri St.	1 16	121 H	Auburn	4 3
12 H	Vanderbilt	6 8							125 N	Seton Hall	1 9
12 H	Vanderbilt	0 2							125 N	Seton Hall	4 1
12 H	Vanderbilt	7 17							125 N	Seton Hall	7 0
13 H	LSU	5 7							125 N	Seton Hall	4 8
13 H	LSU	5 9							128 A	Arkansas	6 7
13 H	LSU	2 15							128 A	Arkansas	8 5
									128 A	Arkansas	10 1
									170 A	FIU	7 6
									187 H	Ill.-Chicago	7 4
									187 H	Ill.-Chicago	10 5
									187 H	Ill.-Chicago	2 4
									187 H	Ill.-Chicago	13 5
									213 N	Hofstra	11 4
									213 N	Hofstra	8 0
									213 N	Hofstra	3 2
									213 N	Hofstra	12 2
									222 H	SIUE	9 6
									235 H	Youngstown St.	2 3
									235 H	Youngstown St.	8 3
									235 H	Youngstown St.	3 4
									275 N	Saint Louis	5 3
									282 H	Ark.-Pine Bluff	2 0
									298 H	Alabama A&M	5 3
LAST 15 GAMES			LAST 15 GAMES			LAST 15 GAMES			LAST 15 GAMES		
13 H	LSU	2 15	222 H	SIUE	9 6	13 H	LSU	5 9	128 A	Arkansas	10 1
13 H	LSU	5 9	128 A	Arkansas	8 5	13 H	LSU	5 7	128 A	Arkansas	8 5
83 A	Missouri St.	1 16									
121 H	Auburn	4 3									

Non-Div. I Games:

Missouri



121 H Auburn	2	0
121 H Auburn	9	11

M  
i  
s  
s  
o  
u  
r  
i

M  
i  
s  
s  
o  
u  
r  
i



Average RPI Win: 178		WON-LOST RECORD	WINNING PCT. RANK		LAST 15 GAMES	STRENGTH OF SCHEDULE	OPP. STRENGTH OF SCHEDULE	TEAM RPI	ADJ RPI	CONF. RPI	ADJ CONF. RPI												
Average RPI Loss: 105																							
DIV. I ONLY		22-15-0	.59459	87	8-7-0	148	105	112	.51951	112	15	15											
DIV. I NON-CONF.		14-11-0	.56	111	1-3-0	154	47	135	.50819	135	16	16											
<hr/>																							
TOTALS		RPI 1-25		RPI 26-50		W-L RECORDS		RPI 51-100		RPI 101-150		RPI 150+											
22-15-0		0-1-0		1-4-0		OVERALL		3-3-0		3-4-0		15-3-0											
15-8-0		0-1-0		0-1-0		HOME		2-1-0		3-3-0		10-2-0											
7-7-0		0-0-0		1-3-0		AWAY		1-2-0		0-1-0		5-1-0											
0-0-0		0-0-0		0-0-0		NEUTRAL		0-0-0		0-0-0		0-0-0											
14-11-0		0-1-0		1-4-0		NON-CONFERENCE		2-1-0		1-3-0		10-2-0											
11-6-0		0-1-0		0-1-0		HOME		2-1-0		1-2-0		8-1-0											
3-5-0		0-0-0		1-0-		AWAY		0-0-0		0-1-0		2-1-0											
0-0-0		0-0-0		0-0-0		NEUTRAL		0-0-0		0-0-0		0-0-0											
8-4-0		0-0-0		0-0-0		CONFERENCE		1-2-0		2-1-0		5-1-0											
4-2-0		0-0-0		0-0-0		HOME		0-0-0		2-1-0		2-1-0											
4-2-0		0-0-0		0-0-0		AWAY		1-2-0		0-0-0		3-0-0											
0-0-0		0-0-0		0-0-0		NEUTRAL		0-0-0		0-0-0		0-0-0											
RPI	S	Opponent		Score		RPI	S	Opponent		Score		RPI	S	Opponent		Score							
24	H	Georgia Tech		5	6	31	A	Col. of Charleston		4	5	69	H	Austin Peay		7	10						
						31	A	Col. of Charleston		13	17	69	H	Austin Peay		13	12						
						31	A	Col. of Charleston		2	6	69	H	Austin Peay		14	4						
						33	A	Georgia		3	1	73	A	Samford		5	11						
						33	H	Georgia		6	7	73	A	Samford		5	3						
												73	A	Samford		1	3						
														116		A	Ga. Southern	5	8				
														116		H	Ga. Southern	10	11				
														136		H	Wofford	14	3				
														136		H	Wofford	12	7				
														136		H	Wofford	5	7				
														145		H	Florida A&M	11	3				
														145		H	Florida A&M	7	14				
														180		H	Xavier	5	3				
														180		H	Xavier	3	1				
														180		H	Xavier	18	14				
														182		A	Kennesaw St.	9	6				
														182		A	Kennesaw St.	10	7				
														182		H	Kennesaw St.	11	5				
														192		H	Radford	9	2				
														192		H	Radford	10	7				
														192		H	Radford	8	7				
														230		A	Georgia St.	3	4				
														230		H	Georgia St.	6	10				
														233		H	VMI	10	6				
														233		H	VMI	7	2				
														233		H	VMI	3	4				
														279		A	ETSU	12	9				
														279		A	ETSU	7	5				
														279		A	ETSU	9	8				
														291		H	Savannah St.	16	6				
<hr/>																							
LAST 15 GAMES																							
						233	H	VMI		7	2	24	H	Georgia Tech		5	6	279	A	ETSU		7	5
						233	H	VMI		3	4	73	A	Samford		1	3	279	A	ETSU		9	8
						233	H	VMI		10	6	73	A	Samford		5	3	291	H	Savannah St.		16	6
						116	A	Ga. Southern		5	8												
						279	A	ETSU		9	8												

Non-Div. I Games:

Mercer



279 A ETSU	12	9
279 A ETSU	7	5

M  
e  
r  
c  
e  
r

M  
e  
r  
c  
e  
r



Average RPI Win:	157	WON-LOST RECORD	WINNING PCT. RANK	LAST 15 GAMES	STRENGTH OF SCHEDULE	OPP. STRENGTH OF SCHEDULE	TEAM RPI	ADJ RPI	CONF. RPI	ADJ CONF. RPI	
DIV. I ONLY	21-15-1	.58108	96	8-7-0	93	164	113	.51885	113	12	12
DIV. I NON-CONF.	19-11-1	.62903	75	6-3-0	148	176	124	.51647	124	14	14
<hr/>											
TOTALS	RPI 1-25	RPI 26-50		W-L RECORDS		RPI 51-100		RPI 101-150		RPI 150+	
21-15-1	0-0-0	0-0-0		OVERALL		10-10-0		1-2-1		10-3-0	
18-8-1	0-0-0	0-0-0		HOME		8-5-0		1-1-1		9-2-0	
3-7-0	0-0-0	0-0-0		AWAY		2-5-0		0-1-0		1-1-0	
0-0-0	0-0-0	0-0-0		NEUTRAL		0-0-0		0-0-0		0-0-0	
19-11-1	0-0-0	0-0-0		NON-CONFERENCE		8-6-0		1-2-1		10-3-0	
17-6-1	0-0-0	0-0-0		HOME		7-3-0		1-1-1		9-2-0	
2-5-0	0-0-0	0-0-		AWAY		1-3-0		0-1-0		1-1-0	
0-0-0	0-0-0	0-0-0		NEUTRAL		0-0-0		0-0-0		0-0-0	
2-4-0	0-0-0	0-0-0		CONFERENCE		2-4-0		0-0-0		0-0-0	
1-2-0	0-0-0	0-0-0		HOME		1-2-0		0-0-0		0-0-0	
1-2-0	0-0-0	0-0-0		AWAY		1-2-0		0-0-0		0-0-0	
0-0-0	0-0-0	0-0-0		NEUTRAL		0-0-0		0-0-0		0-0-0	
RPI	S	Opponent	Score	RPI	S	Opponent	Score	RPI	S	Opponent	Score
						56 H Southeast Mo. St.	6 5	134 H St. John's (NY)	1	4	
						58 A Dallas Baptist	2 5	134 H St. John's (NY)	2	2	
						58 A Dallas Baptist	7 0	134 H St. John's (NY)	6	3	
						58 A Dallas Baptist	4 7	140 A Arkansas St.	0	1	
						59 A McNeese St.	4 8	211 H Memphis	4	7	
						59 A McNeese St.	2 5	211 H Memphis	5	3	
						59 A McNeese St.	2 1	211 H Memphis	11	5	
						69 A Austin Peay	6 13	216 A Belmont	8	4	
						69 H Austin Peay	10 16	216 H Belmont	11	1	
						70 H Jacksonville St.	3 2	229 H Northern Ill.	0	1	
						70 H Jacksonville St.	13 3	229 H Northern Ill.	5	2	
						70 H Jacksonville St.	5 9	238 A Murray St.	3	7	
						95 H Indiana St.	7 6	238 H Murray St.	5	4	
						95 H Indiana St.	0 3	257 H Western Ill.	9	0	
						95 H Indiana St.	1 5	257 H Western Ill.	4	1	
						96 H Illinois	3 2	257 H Western Ill.	9	0	
						96 H Illinois	1 0	270 H Eastern Ill.	10	2	
						100 H Iowa	6 1				
						100 H Iowa	5 7				
						100 H Iowa	2 1				
				LAST 15 GAMES							
				58 A Dallas Baptist	7 0	238 A Murray St.	3 7				
				58 A Dallas Baptist	4 7	216 H Belmont	11 1				
				58 A Dallas Baptist	2 5	70 H Jacksonville St.	3 2				
				270 H Eastern Ill.	10 2						
				95 H Indiana St.	1 5						

Non-Div. I Games:

Southern Ill.



95 H Indiana St.	0	3
95 H Indiana St.	7	6

S  
o  
u  
t  
h  
e  
r  
n  
I  
l  
l  
.

S  
o  
u  
t  
h  
e  
r  
n  
I  
l  
l  
.



Average RPI Win:		138	WON-LOST RECORD		WINNING PCT. RANK		LAST 15 GAMES		STRENGTH OF SCHEDULE		OPP. STRENGTH OF SCHEDULE		TEAM RPI		ADJ RPI		CONF. RPI		ADJ CONF. RPI				
Average RPI Loss:		94																					
DIV. I ONLY			15-21-0		.41667 211		6-9-0		55		85		114		.51882 114		9		9				
DIV. I NON-CONF.			9-12-0		.42857 188		1-3-0		15		35		78		.54389 78		10		10				
TOTALS		RPI 1-25		RPI 26-50		W-L RECORDS		RPI 51-100		RPI 101-150		RPI 150+											
15-21-0		0-3-0		0-2-0		OVERALL		8-9-0		2-2-0		5-5-0											
8-6-0		0-0-0		0-1-0		HOME		3-3-0		0-0-0		5-2-0											
7-15-0		0-3-0		0-1-0		AWAY		5-6-0		2-2-0		0-3-0											
0-0-0		0-0-0		0-0-0		NEUTRAL		0-0-0		0-0-0		0-0-0											
9-12-0		0-0-0		0-2-0		NON-CONFERENCE		8-9-0		0-1-0		1-0-0											
4-4-0		0-0-0		0-1-0		HOME		3-3-0		0-0-0		1-0-0											
5-8-0		0-0-0		0-0-		AWAY		5-6-0		0-1-0		0-0-0											
0-0-0		0-0-0		0-0-0		NEUTRAL		0-0-0		0-0-0		0-0-0											
6-9-0		0-3-0		0-0-0		CONFERENCE		0-0-0		2-1-0		4-5-0											
4-2-0		0-0-0		0-0-0		HOME		0-0-0		0-0-0		4-2-0											
2-7-0		0-3-0		0-0-0		AWAY		0-0-0		2-1-0		0-3-0											
0-0-0		0-0-0		0-0-0		NEUTRAL		0-0-0		0-0-0		0-0-0											
RPI	S	Opponent		Score		RPI	S	Opponent		Score		RPI	S	Opponent		Score		RPI	S	Opponent		Score	
21	A	South Ala.		0 13		34	A	Northwestern St.		2 11		58	A	Dallas Baptist		6 3		128	A	Arkansas		1 3	
21	A	South Ala.		2 12		34	H	Northwestern St.		2 6		58	A	Dallas Baptist		3 7		130	A	UT Arlington		8 3	
21	A	South Ala.		4 10								58	A	Dallas Baptist		1 6		130	A	UT Arlington		4 8	
												59	A	McNeese St.		2 11		130	A	UT Arlington		3 2	
												59	A	McNeese St.		12 4		160	A	Texas St.		1 6	
												62	A	Southeastern La.		6 5		160	A	Texas St.		5 7	
												62	A	Southeastern La.		0 2		160	A	Texas St.		2 3	
												62	A	Southeastern La.		2 8		230	H	Georgia St.		14 0	
												73	H	Samford		5 2		230	H	Georgia St.		5 3	
												73	H	Samford		2 10		230	H	Georgia St.		3 7	
												73	H	Samford		6 4		247	H	Appalachian St.		10 5	
												78	A	Western Caro.		16 10		247	H	Appalachian St.		4 5	
												78	A	Western Caro.		11 6		247	H	Appalachian St.		6 2	
												78	A	Western Caro.		7 15		281	H	Jackson St.		10 7	
												87	H	Valparaiso		6 9							
												87	H	Valparaiso		18 9							
												90	H	Louisiana Tech		1 7							
						LAST 15 GAMES																	
						230	H	Georgia St.		5 3		281	H	Jackson St.		10 7							
						230	H	Georgia St.		14 0		21	A	South Ala.		2 12							
						230	H	Georgia St.		3 7		21	A	South Ala.		4 10							
						128	A	Arkansas		1 3													
						130	A	UT Arlington		4 8													

Non-Div. I Games:

La.-Monroe



130	A	UT Arlington	3	2
130	A	UT Arlington	8	3

L  
a  
.  
-  
M  
o  
n  
r  
o  
e

L  
a  
.  
-  
M  
o  
n  
r  
o  
e



Average RPI Win:		166	WON-LOST RECORD		WINNING PCT. RANK		LAST 15 GAMES		STRENGTH OF SCHEDULE		OPP. STRENGTH OF SCHEDULE		TEAM RPI		ADJ RPI		CONF. RPI		ADJ CONF. RPI	
DIV. I ONLY			23-12-1		.65278 49		10-5-0		239		73		115		.51851 115		6 7			
DIV. I NON-CONF.			19-7-1		.72222 36		7-1-0		219		99		76		.5452 76		6 6			
TOTALS		RPI 1-25		RPI 26-50		W-L RECORDS		RPI 51-100		RPI 101-150		RPI 150+								
23-12-1		1-1-0		1-3-0		OVERALL		4-3-0		2-1-0		15-4-1								
14-2-0		0-0-0		0-0-0		HOME		4-1-0		0-0-0		10-1-0								
4-7-0		1-1-0		0-3-0		AWAY		0-0-0		0-1-0		3-2-0								
5-3-1		0-0-0		1-0-0		NEUTRAL		0-2-0		2-0-0		2-1-1								
19-7-1		1-1-0		1-0-0		NON-CONFERENCE		2-2-0		2-1-0		13-3-1								
10-0-0		0-0-0		0-0-0		HOME		2-0-0		0-0-0		8-0-0								
4-4-0		1-1-0		0-0-		AWAY		0-0-0		0-1-0		3-2-0								
5-3-1		0-0-0		1-0-0		NEUTRAL		0-2-0		2-0-0		2-1-1								
4-5-0		0-0-0		0-3-0		CONFERENCE		2-1-0		0-0-0		2-1-0								
4-2-0		0-0-0		0-0-0		HOME		2-1-0		0-0-0		2-1-0								
0-3-0		0-0-0		0-3-0		AWAY		0-0-0		0-0-0		0-0-0								
0-0-0		0-0-0		0-0-0		NEUTRAL		0-0-0		0-0-0		0-0-0								
RPI	S	Opponent		Score		RPI	S	Opponent		Score		RPI	S	Opponent		Score				
16	A	Coastal Caro.		2	3	37	A	Maryland		0	3	52	N	Duke		1	8			
16	A	Coastal Caro.		6	4	37	A	Maryland		4	5	61	H	Rutgers		11	3			
						37	A	Maryland		1	2	61	H	Rutgers		2	1			
						40	N	Pittsburgh		11	8	61	H	Rutgers		4	7			
												81	N	Boston College		2	6			
												91	H	Morehead St.		1	0			
												91	H	Morehead St.		7	3			

**Non-Div. I Games:**

Ohio St.



37 A Maryland	4	5
37 A Maryland	1	2

O  
h  
i  
o  
s  
t  
.

O  
h  
i  
o  
s  
t  
.



Average RPI Win:		150	WON-LOST		WINNING		LAST 15		STRENGTH OF		OPP. STRENGTH		TEAM		ADJ		CONF.		ADJ CONF.																
Average RPI Loss:		96	RECORD		PCT. RANK		GAMES		SCHEDULE		OF SCHEDULE		RPI		RPI		RPI		RPI																
DIV. I ONLY			21-15-0		.58333		94		7-8-0		170		24		116		.51787		116		9		9												
DIV. I NON-CONF.			12-6-0		.66667		53		3-1-0		218		8		105		.5279		105		10		10												
TOTALS		RPI 1-25		RPI 26-50		W-L RECORDS		RPI 51-100		RPI 101-150		RPI 150+																							
21-15-0		1-4-0		3-2-0		OVERALL		1-2-0		6-2-0		10-5-0																							
11-10-0		1-3-0		1-0-0		HOME		1-2-0		1-0-0		7-5-0																							
10-5-0		0-1-0		2-2-0		AWAY		0-0-0		5-2-0		3-0-0																							
0-0-0		0-0-0		0-0-0		NEUTRAL		0-0-0		0-0-0		0-0-0																							
12-6-0		0-2-0		3-2-0		NON-CONFERENCE		0-0-0		2-0-0		7-2-0																							
9-3-0		0-1-0		1-0-0		HOME		0-0-0		1-0-0		7-2-0																							
3-3-0		0-1-0		2-0-		AWAY		0-0-0		1-0-0		0-0-0																							
0-0-0		0-0-0		0-0-0		NEUTRAL		0-0-0		0-0-0		0-0-0																							
9-9-0		1-2-0		0-0-0		CONFERENCE		1-2-0		4-2-0		3-3-0																							
2-7-0		1-2-0		0-0-0		HOME		1-2-0		0-0-0		0-3-0																							
7-2-0		0-0-0		0-0-0		AWAY		0-0-0		4-2-0		3-0-0																							
0-0-0		0-0-0		0-0-0		NEUTRAL		0-0-0		0-0-0		0-0-0																							
RPI	S	Opponent		Score		RPI	S	Opponent		Score		RPI	S	Opponent		Score		RPI	S	Opponent		Score													
15	H	La.-Lafayette		2 6		31	A	Col. of Charleston		13 10		72	H	Troy		1 2		112	A	Mercer		11 10													
15	H	La.-Lafayette		3 2		31	H	Col. of Charleston		10 6		72	H	Troy		4 8		112	H	Mercer		8 5													
15	H	La.-Lafayette		9 13		33	A	Georgia		5 3		72	H	Troy		7 0		130	A	UT Arlington		6 0													
24	A	Georgia Tech		1 6		33	A	Georgia		1 4								130	A	UT Arlington		10 6													
24	H	Georgia Tech		5 6		33	A	Georgia		1 5								130	A	UT Arlington		0 4													
												</																							



15 H La.-Lafayette	3	2
15 H La.-Lafayette	2	6

G  
a  
.  
S  
o  
u  
t  
h  
e  
r  
n

G  
a  
.  
S  
o  
u  
t  
h  
e  
r  
n



Average RPI Win:	91	WON-LOST RECORD	WINNING PCT. RANK	LAST 15 GAMES	STRENGTH OF SCHEDULE	OPP. STRENGTH OF SCHEDULE	TEAM RPI	ADJ RPI	CONF. RPI	ADJ CONF. RPI	
DIV. I ONLY		14-21-0	.4 221	4-11-0	24	68	117	.51674 117	4	4	
DIV. I NON-CONF.		9-11-0	.45 179	0-3-0	46	96	123	.51735 123	4	4	
<hr/>											
TOTALS	RPI 1-25	RPI 26-50		W-L RECORDS	RPI 51-100		RPI 101-150		RPI 150+		
14-21-0	1-5-0	2-4-0		OVERALL	6-2-0		2-6-0		3-4-0		
8-12-0	1-2-0	0-3-0		HOME	4-2-0		1-2-0		2-3-0		
6-9-0	0-3-0	2-1-0		AWAY	2-0-0		1-4-0		1-1-0		
0-0-0	0-0-0	0-0-0		NEUTRAL	0-0-0		0-0-0		0-0-0		
9-11-0	0-0-0	0-3-0		NON-CONFERENCE	6-2-0		1-4-0		2-2-0		
5-6-0	0-0-0	0-3-0		HOME	4-2-0		0-0-0		1-1-0		
4-5-0	0-0-0	0-0-		AWAY	2-0-0		1-4-0		1-1-0		
0-0-0	0-0-0	0-0-0		NEUTRAL	0-0-0		0-0-0		0-0-0		
5-10-0	1-5-0	2-1-0		CONFERENCE	0-0-0		1-2-0		1-2-0		
3-6-0	1-2-0	0-0-0		HOME	0-0-0		1-2-0		1-2-0		
2-4-0	0-3-0	2-1-0		AWAY	0-0-0		0-0-0		0-0-0		
0-0-0	0-0-0	0-0-0		NEUTRAL	0-0-0		0-0-0		0-0-0		
<hr/>											
RPI S	Opponent	Score	RPI S	Opponent	Score	RPI S	Opponent	Score	RPI S	Opponent	Score
18 H	Rice	4 9	43 H	Gonzaga	1 3	59 H	McNeese St.	8 11	101 A	UC Irvine	3 7
18 H	Rice	6 1	43 H	Gonzaga	3 12	59 H	McNeese St.	13 8	101 A	UC Irvine	3 8
18 H	Rice	0 1	43 H	Gonzaga	4 12	59 H	McNeese St.	11 5	101 A	UC Irvine	12 2
19 A	Southern Miss.	5 6	48 A	Old Dominion	2 5	65 H	UConn	2 1	101 H	Marshall	2 5
19 A	Southern Miss.	2 11	48 A	Old Dominion	3 0	65 H	UConn	6 5	101 H	Marshall	5 4
19 A	Southern Miss.	2 13	48 A	Old Dominion	7 2	65 H	UConn	6 9	101 H	Marshall	3 8
						68 A	Houston	3 2	105 A	Baylor	4 5
						89 A	Sam Houston St.	8 5	138 A	Texas	2 11
									160 A	Texas St.	10 13
									160 H	Texas St.	14 7
									170 H	FIU	4 8
									170 H	FIU	6 0
									170 H	FIU	4 12
									219 A	A&M-Corpus Christi	6 3
									263 H	Incarnate Word	2 5
<hr/>											
LAST 15 GAMES											
				48 A	Old Dominion	7 2	160 A	Texas St.	10 13		
				48 A	Old Dominion	3 0	170 H	FIU	4 8		
				48 A	Old Dominion	2 5	170 H	FIU	4 12		
				263 H	Incarnate Word	2 5					
				101 H	Marshall	2 5					

Non-Div. I Games:

UTSA



101 H Marshall	5	4
101 H Marshall	3	8

U  
T  
S  
A

U  
T  
S  
A



[illegible]

**Non-Div. I Games:**

Seattle



224 A North Dakota	12	6
224 A North Dakota	7	5

S  
e  
a  
t  
t  
l  
e

S  
e  
a  
t  
t  
l  
e



[illegible]

**Non-Div. I Games:**

Cincinnati



65	H	UConn	2	4
65	H	UConn	3	2

Cincinnati

Cincinnati



Average RPI Win:		155	WON-LOST RECORD		WINNING PCT. RANK		LAST 15 GAMES		STRENGTH OF SCHEDULE		OPP. STRENGTH OF SCHEDULE		TEAM RPI		ADJ RPI		CONF. RPI		ADJ CONF. RPI				
DIV. I ONLY			18-17-0		.51429 139		9-6-0		95		186		120		.51546 120		9		9				
DIV. I NON-CONF.			7-10-0		.41176 199		0-3-0		163		277		240		.44846 240		10		10				
TOTALS		RPI 1-25		RPI 26-50		W-L RECORDS		RPI 51-100		RPI 101-150		RPI 150+											
18-17-0		2-4-0		0-0-0		OVERALL		5-6-0		0-0-0		11-7-0											
11-7-0		0-0-0		0-0-0		HOME		4-3-0		0-0-0		7-4-0											
7-10-0		2-4-0		0-0-0		AWAY		1-3-0		0-0-0		4-3-0											
0-0-0		0-0-0		0-0-0		NEUTRAL		0-0-0		0-0-0		0-0-0											
7-10-0		0-0-0		0-0-0		NON-CONFERENCE		2-6-0		0-0-0		5-4-0											
6-6-0		0-0-0		0-0-0		HOME		1-3-0		0-0-0		5-3-0											
1-4-0		0-0-0		0-0-		AWAY		1-3-0		0-0-0		0-1-0											
0-0-0		0-0-0		0-0-0		NEUTRAL		0-0-0		0-0-0		0-0-0											
11-7-0		2-4-0		0-0-0		CONFERENCE		3-0-0		0-0-0		6-3-0											
5-1-0		0-0-0		0-0-0		HOME		3-0-0		0-0-0		2-1-0											
6-6-0		2-4-0		0-0-0		AWAY		0-0-0		0-0-0		4-2-0											
0-0-0		0-0-0		0-0-0		NEUTRAL		0-0-0		0-0-0		0-0-0											
RPI	S	Opponent		Score		RPI	S	Opponent		Score		RPI	S	Opponent		Score							
15	A	La.-Lafayette		10 5								160	A	Texas St.		8 7							
15	A	La.-Lafayette		4 15								160	A	Texas St.		7 6							
15	A	La.-Lafayette		7 1								160	A	Texas St.		10 2							
21	A	South Ala.		6 10								168	A	Central Ark.		1 6							
21	A	South Ala.		3 13								168	H	Central Ark.		6 5							
21	A	South Ala.		5 7								190	H	Kansas		4 2							
												230	H	Georgia St.		5 7							
												230	H	Georgia St.		15 2							
												230	H	Georgia St.		9 7							
												247	A	Appalachian St.		7 8							
												247	A	Appalachian St.		7 8							
												247	A	Appalachian St.		9 3							
												251	H	IPFW		6 9							
												251	H	IPFW		8 6							
												251	H	IPFW		7 9							
												251	H	IPFW		2 4							
												282	H	Ark.-Pine Bluff		7 2							
												300	H	Mississippi Val.		20 3							
LAST 15 GAMES																							
160 A Texas St.						7 6						90 H Louisiana Tech						4 7					
160 A Texas St.						10 2						247 A Appalachian St.						7 8					
160 A Texas St.						8 7						247 A Appalachian St.						7 8					
168 A Central Ark.						1 6																	
230 H Georgia St.						9 7																	

**Non-Div. I Games:**

Little Rock



230 H Georgia St.	15	2
230 H Georgia St.	5	7

L  
i  
t  
t  
l  
e  
R  
o  
c  
k

L  
i  
t  
t  
l  
e  
R  
o  
c  
k



Average RPI Win:	137	WON-LOST RECORD	WINNING PCT. RANK	LAST 15 GAMES	STRENGTH OF SCHEDULE	OPP. STRENGTH OF SCHEDULE	TEAM RPI	ADJ RPI	CONF. RPI	ADJ CONF. RPI	
DIV. I ONLY		17-19-0	.47222 164	6-9-0	26	138	121	.51498 121	1	1	
DIV. I NON-CONF.		11-9-0	.55 119	1-1-0	82	282	157	.49669 157	2	2	
<hr/>											
TOTALS	RPI 1-25	RPI 26-50		W-L RECORDS	RPI 51-100		RPI 101-150		RPI 150+		
17-19-0	3-6-0	1-1-0		OVERALL	4-3-0		4-7-0		5-2-0		
14-10-0	2-5-0	0-0-0		HOME	4-2-0		3-2-0		5-1-0		
2-6-0	1-0-0	0-0-0		AWAY	0-0-0		1-5-0		0-1-0		
1-3-0	0-1-0	1-1-0		NEUTRAL	0-1-0		0-0-0		0-0-0		
<hr/>											
11-9-0	1-2-0	0-1-0		NON-CONFERENCE	2-2-0		3-2-0		5-2-0		
10-5-0	0-1-0	0-0-0		HOME	2-1-0		3-2-0		5-1-0		
1-1-0	1-0-0	0-0-		AWAY	0-0-0		0-0-0		0-1-0		
0-3-0	0-1-0	0-1-0		NEUTRAL	0-1-0		0-0-0		0-0-0		
<hr/>											
6-10-0	2-4-0	1-0-0		CONFERENCE	2-1-0		1-5-0		0-0-0		
4-5-0	2-4-0	0-0-0		HOME	2-1-0		0-0-0		0-0-0		
1-5-0	0-0-0	0-0-0		AWAY	0-0-0		1-5-0		0-0-0		
1-0-0	0-0-0	1-0-0		NEUTRAL	0-0-0		0-0-0		0-0-0		
<hr/>											
RPI S Opponent	Score		RPI S Opponent	Score		RPI S Opponent	Score		RPI S Opponent	Score	
4 H Texas A&M	9 7		45 N Alabama	10 1		67 H Tennessee	4 13		110 A Missouri	3 4	
4 H Texas A&M	10 12		46 N Michigan St.	0 3		67 H Tennessee	7 6		110 A Missouri	0 2	
4 H Texas A&M	8 12				67 H Tennessee	2 0		110 A Missouri	11 9		
13 H LSU	8 5				71 H Oral Roberts	10 1		128 A Arkansas	2 3		
13 H LSU	5 10				71 H Oral Roberts	7 8		128 A Arkansas	7 14		
13 H LSU	6 8				71 H Oral Roberts	18 11		128 A Arkansas	1 3		
19 N Southern Miss.	1 3				72 N Troy	3 4		139 H Sacramento St.	6 7		
24 A Georgia Tech	14 3							139 H Sacramento St.	10 5		
24 H Georgia Tech	1 4							139 H Sacramento St.	5 6		
								145 H Florida A&M	11 2		
								149 H Alabama St.	11 0		
								182 A Kennesaw St.	5 6		
								230 H Georgia St.	7 4		
								296 H Southern U.	18 6		
								296 H Southern U.	5 6		
								296 H Southern U.	7 0		
								298 H Alabama A&M	5 0		
								298 H Alabama A&M	15 1		
<hr/>											
LAST 15 GAMES											
67 H Tennessee 7 6					230 H Georgia St. 7 4						
67 H Tennessee 2 0					13 H LSU 5 10						
67 H Tennessee 4 13					13 H LSU 6 8						
182 A Kennesaw St. 5 6											
110 A Missouri 3 4											

Non-Div. I Games:

Auburn



110 A Missouri	0	2
110 A Missouri	11	9

A  
u  
b  
u  
r  
n

A  
u  
b  
u  
r  
n



Average RPI Win:		189	WON-LOST RECORD		WINNING PCT. RANK		LAST 15 GAMES		STRENGTH OF SCHEDULE		OPP. STRENGTH OF SCHEDULE		TEAM RPI		ADJ RPI		CONF. RPI		ADJ CONF. RPI				
Average RPI Loss:		125																					
DIV. I ONLY			19-14-0		.57576 97		11-4-0		176		143		122		.51495 122		12		12				
DIV. I NON-CONF.			15-12-0		.55556 114		7-2-0		176		178		119		.5208 118		14		14				
TOTALS		RPI 1-25		RPI 26-50		W-L RECORDS		RPI 51-100		RPI 101-150		RPI 150+											
19-14-0		0-3-0		0-0-0		OVERALL		3-1-0		2-5-0		14-5-0											
11-3-0		0-0-0		0-0-0		HOME		3-0-0		2-1-0		6-2-0											
6-9-0		0-3-0		0-0-0		AWAY		0-1-0		0-3-0		6-2-0											
2-2-0		0-0-0		0-0-0		NEUTRAL		0-0-0		0-1-0		2-1-0											
15-12-0		0-3-0		0-0-0		NON-CONFERENCE		3-1-0		0-4-0		12-4-0											
7-1-0		0-0-0		0-0-0		HOME		3-0-0		0-0-0		4-1-0											
6-9-0		0-3-0		0-0-		AWAY		0-1-0		0-3-0		6-2-0											
2-2-0		0-0-0		0-0-0		NEUTRAL		0-0-0		0-1-0		2-1-0											
4-2-0		0-0-0		0-0-0		CONFERENCE		0-0-0		2-1-0		2-1-0											
4-2-0		0-0-0		0-0-0		HOME		0-0-0		2-1-0		2-1-0											
0-0-0		0-0-0		0-0-0		AWAY		0-0-0		0-0-0		0-0-0											
0-0-0		0-0-0		0-0-0		NEUTRAL		0-0-0		0-0-0		0-0-0											
RPI	S	Opponent		Score		RPI	S	Opponent		Score		RPI	S	Opponent		Score		RPI	S	Opponent		Score	
21	A	South Ala.		4	5					80	A	Western Ky.		5	6	103	N	Kent St.		3	6		
21	A	South Ala.		5	18					93	H	FGCU		13	7	124	A	Liberty		2	5		
21	A	South Ala.		0	11					93	H	FGCU		1	0	124	A	Liberty		3	5		
										93	H	FGCU		5	1	135	H	Bradley		3	4		
																135	H	Bradley		2	0		
																135	H	Bradley		7	6		
																136	A	Wofford		5	7		
																152	H	Indiana		6	7		
																172	H	Wichita St.		11	1		
																172	H	Wichita St.		7	2		
																172	H	Wichita St.		5	6		
																175	N	Monmouth		15	3		
																214	A	Eastern Ky.		5	6		
																214	A	Eastern Ky.		10	2		
																214	A	Eastern Ky.		4	0		
																216	A	Belmont		13	7		
																222	A	SIUE		10	11		
																222	H	SIUE		13	2		
																227	N	Central Conn. St.		5	9		
																227	N	Central Conn. St.		5	0		
																229	H	Northern Ill.		11	10		
																229	H	Northern Ill.		8	6		
																229	H	Northern Ill.		5	2		
																238	A	Murray St.		2	1		
																239	A	USC Upstate		5	2		
																274	A	UT Martin		29	9		
				LAST 15 GAMES																			
				135	H	Bradley		2	0	80	A	Western Ky.		5	6	229	H	Northern Ill.		5	2		
				135	H	Bradley		3	4	93	H	FGCU		13	7	238	A	Murray St.		2	1		
				135	H	Bradley		7	6	93	H	FGCU		5	1	239	A	USC Upstate		5	2		
				238	A	Murray St.		2	1							274	A	UT Martin		29	9		
				172	H	Wichita St.		11	1														

Non-Div. I Games: Southern Ind. 2 1

Evansville



172 H Wichita St.	7	2
172 H Wichita St.	5	6

E  
v  
a  
n  
s  
v  
i  
l  
l  
e

E  
v  
a  
n  
s  
v  
i  
l  
l  
e



Average RPI Win: 120		WON-LOST RECORD		WINNING PCT. RANK		LAST 15 GAMES		STRENGTH OF SCHEDULE		OPP. STRENGTH OF SCHEDULE		TEAM RPI		ADJ RPI		CONF. RPI		ADJ CONF. RPI					
DIV. I ONLY		13-19-0		.40625 219		8-7-0		64		118		123		.5145 123		3		3					
DIV. I NON-CONF.		5-14-0		.26316 266		2-4-0		120		189		236		.4513 235		3		3					
TOTALS		RPI 1-25		RPI 26-50		W-L RECORDS		RPI 51-100		RPI 101-150		RPI 150+											
13-19-0		0-2-0		0-4-0		OVERALL		7-2-0		2-4-0		4-7-0											
5-2-0		0-0-0		0-0-0		HOME		3-0-0		0-0-0		2-2-0											
6-11-0		0-0-0		0-3-0		AWAY		4-2-0		1-2-0		1-4-0											
2-6-0		0-2-0		0-1-0		NEUTRAL		0-0-0		1-2-0		1-1-0											
5-14-0		0-2-0		0-3-0		NON-CONFERENCE		0-0-0		1-2-0		4-7-0											
2-2-0		0-0-0		0-0-0		HOME		0-0-0		0-0-0		2-2-0											
1-7-0		0-0-0		0-0-		AWAY		0-0-0		0-0-0		1-4-0											
2-5-0		0-2-0		0-0-0		NEUTRAL		0-0-0		1-2-0		1-1-0											
8-5-0		0-0-0		0-1-0		CONFERENCE		7-2-0		1-2-0		0-0-0											
3-0-0		0-0-0		0-0-0		HOME		3-0-0		0-0-0		0-0-0											
5-4-0		0-0-0		0-0-0		AWAY		4-2-0		1-2-0		0-0-0											
0-1-0		0-0-0		0-1-0		NEUTRAL		0-0-0		0-0-0		0-0-0											
RPI	S	Opponent		Score		RPI	S	Opponent		Score		RPI	S	Opponent		Score							
20	N	Minnesota		3	9	35	A	St. Mary's (CA)		2	7	53	H	Arizona		7	6	110	A	Southern California		2	5
20	N	Minnesota		1	6	38	A	BYU		3	14	53	H	Arizona		6	3	110	A	Southern California		1	6
						38	A	BYU		0	6	53	H	Arizona		4	2	110	A	Southern California		14	8
						44	N	Oregon St.		2	10	75	A	Oregon		2	0	129	N	Ball St.		11	5
												75	A	Oregon		4	1	148	N	Kansas St.		2	9
												75	A	Oregon		5	9	148	N	Kansas St.		4	20
												98	A	Arizona St.		16	7	159	A	Utah Valley		4	10
												98	A	Arizona St.		3	1	159	H	Utah Valley		6	7
												98	A	Arizona St.		0	5	174	A	Houston Baptist		1	4
																		174	A	Houston Baptist		3	7
																		174	A	Houston Baptist		2	0
																		174	A	Houston Baptist		1	2
																		190	N	Kansas		4	8
																		190	N	Kansas		15	1
																		225	H	UC Riverside		4	0
																		225	H	UC Riverside		9	8
																		225	H	UC Riverside		3	5
						LAST 15 GAMES																	
						225	H	UC Riverside		3	5	159	A	Utah Valley		4	10						
						225	H	UC Riverside		9	8	53	H	Arizona		4	2						
						225	H	UC Riverside		4	0	53	H	Arizona		7	6						
						38	A	BYU		3	14												
						110	A	Southern California		14	8												

Non-Div. I Games:

Utah



110 A Southern California	1	6
110 A Southern California	2	5

U  
t  
a  
h

U  
t  
a  
h



Liberty

Liberty



243	H	Charleston So.	10	2
37	H	Maryland	5	4

RPI	S	Opponent	Score	
287	H	UNC Asheville	6	5
287	H	UNC Asheville	11	5

Liberty

L  
i  
b  
e  
r  
t  
y

L  
i  
b  
e  
r  
t  
y



Average RPI Win:	201	WON-LOST	WINNING	LAST 15	STRENGTH OF	OPP. STRENGTH	TEAM	ADJ	CONF.	ADJ CONF.	
Average RPI Loss:	130	RECORD	PCT. RANK	GAMES	SCHEDULE	OF SCHEDULE	RPI	RPI	RPI	RPI	
DIV. I ONLY	25-12-0	.67568	39	9-6-0	247	193	125	.51312	125	19	19
DIV. I NON-CONF.	24-10-0	.70588	39	8-4-0	278	205	142	.5019	142	17	17
<hr/>											
TOTALS	RPI 1-25	RPI 26-50		W-L RECORDS		RPI 51-100		RPI 101-150		RPI 150+	
25-12-0	0-0-0	1-2-0		OVERALL		2-2-0		2-3-0		20-5-0	
15-2-0	0-0-0	0-0-0		HOME		1-0-0		0-0-0		14-2-0	
3-7-0	0-0-0	1-2-0		AWAY		0-2-0		0-0-0		2-3-0	
7-3-0	0-0-0	0-0-0		NEUTRAL		1-0-0		2-3-0		4-0-0	
24-10-0	0-0-0	0-0-0		NON-CONFERENCE		2-2-0		2-3-0		20-5-0	
15-2-0	0-0-0	0-0-0		HOME		1-0-0		0-0-0		14-2-0	
2-5-0	0-0-0	0-0-		AWAY		0-2-0		0-0-0		2-3-0	
7-3-0	0-0-0	0-0-0		NEUTRAL		1-0-0		2-3-0		4-0-0	
1-2-0	0-0-0	1-2-0		CONFERENCE		0-0-0		0-0-0		0-0-0	
0-0-0	0-0-0	0-0-0		HOME		0-0-0		0-0-0		0-0-0	
1-2-0	0-0-0	1-2-0		AWAY		0-0-0		0-0-0		0-0-0	
0-0-0	0-0-0	0-0-0		NEUTRAL		0-0-0		0-0-0		0-0-0	
RPI	S	Opponent	Score	RPI	S	Opponent	Score	RPI	S	Opponent	Score
				32	A	Creighton	1 3	61	A	Rutgers	2 3
				32	A	Creighton	5 4	61	H	Rutgers	7 6
				32	A	Creighton	1 7	77	A	Princeton	4 7
								100	N	Iowa	7 1
								</			

Non-Div. I Games:

Seton Hall



32	A	Creighton	5	4
32	A	Creighton	1	7

RPI	S	Opponent	Score	
278	H	Iona	5	4
291	N	Savannah St.	4	3
295	H	Saint Peter's	5	4

Seton Hall

S  
e  
t  
o  
n  
H  
a  
l  
l

S  
e  
t  
o  
n  
H  
a  
l  
l



Average RPI Win: 221		WON-LOST RECORD		WINNING PCT. RANK		LAST 15 GAMES		STRENGTH OF SCHEDULE		OPP. STRENGTH OF SCHEDULE		TEAM RPI		ADJ RPI		CONF. RPI		ADJ CONF. RPI	
DIV. I ONLY		22-15-0		.59459 87		10-5-0		166		176		126		.51294 126		17		17	
DIV. I NON-CONF.		15-10-0		.6 88		5-2-0		212		242		149		.49988 149		19		19	
TOTALS		RPI 1-25		RPI 26-50		W-L RECORDS		RPI 51-100		RPI 101-150		RPI 150+							
22-15-0		1-3-0		0-4-0		OVERALL		2-4-0		0-0-0		19-4-0							
17-5-0		1-2-0		0-0-0		HOME		1-0-0		0-0-0		15-3-0							
5-10-0		0-1-0		0-4-0		AWAY		1-4-0		0-0-0		4-1-0							
0-0-0		0-0-0		0-0-0		NEUTRAL		0-0-0		0-0-0		0-0-0							
15-10-0		0-1-0		0-4-0		NON-CONFERENCE		1-2-0		0-0-0		14-3-0							
14-2-0		0-0-0		0-0-0		HOME		1-0-0		0-0-0		13-2-0							
1-8-0		0-1-0		0-0-		AWAY		0-2-0		0-0-0		1-1-0							
0-0-0		0-0-0		0-0-0		NEUTRAL		0-0-0		0-0-0		0-0-0							
7-5-0		1-2-0		0-0-0		CONFERENCE		1-2-0		0-0-0		5-1-0							
3-3-0		1-2-0		0-0-0		HOME		0-0-0		0-0-0		2-1-0							
4-2-0		0-0-0		0-0-0		AWAY		1-2-0		0-0-0		3-0-0							
0-0-0		0-0-0		0-0-0		NEUTRAL		0-0-0		0-0-0		0-0-0							
RPI S	Opponent		Score		RPI S	Opponent		Score		RPI S	Opponent		Score		RPI S	Opponent		Score	
3 A	Louisville		1	10	29 A	East Carolina		1	11	79 A	VCU		2	5	192 H	Radford		5	4
16 H	Coastal Caro.		2	7	29 A	East Carolina		6	9	79 H	VCU		10	9	192 H	Radford		3	2
16 H	Coastal Caro.		2	11	29 A	East Carolina		3	5	84 A	High Point		1	2	192 H	Radford		5	6
16 H	Coastal Caro.		5	2	36 A	Virginia		4	9	84 A	High Point		4	3	213 H	Hofstra		6	5
										84 A	High Point		2	7	213 H	Hofstra		4	3
										91 A	Morehead St.		8	9	213 H	Hofstra		2	0
															233 A	VMI		5	2
															233 H	VMI		10	9
															243 A	Charleston So.		4	1
															243 A	Charleston So.		6	2
															243 A	Charleston So.		13	4
															246 H	Wagner		4	6
															246 H	Wagner		6	0
															246 H	Wagner		6	3
															267 H	Fairleigh Dickinson		5	3
															267 H	Fairleigh Dickinson		6	3
															267 H	Fairleigh Dickinson		4	3
															271 H	N.C. Central		4	7
															285 A	George Mason		6	13
															288 H	Norfolk St.		11	9
															291 H	Savannah St.		6	5
															291 H	Savannah St.		9	4
															291 H	Savannah St.		7	6
				LAST 15 GAMES															
				291 H	Savannah St.		7	6	271 H	N.C. Central		4	7	291 H	Savannah St.		7	6	
				291 H	Savannah St.		6	5	243 A	Charleston So.		6	2						
				291 H	Savannah St.		9	4	243 A	Charleston So.		4	1						
				36 A	Virginia		4	9											
				84 A	High Point		1	2											

Non-Div. I Games:

Longwood



84 A High Point	2	7
84 A High Point	4	3

L  
o  
n  
g  
w  
o  
o  
d

L  
o  
n  
g  
w  
o  
o  
d



Average RPI Win: 147		WON-LOST	WINNING	LAST 15	STRENGTH OF		OPP. STRENGTH	TEAM	ADJ		CONF.	ADJ CONF.
Average RPI Loss: 118		RECORD	PCT. RANK	GAMES	SCHEDULE		OF SCHEDULE	RPI	RPI		RPI	RPI
DIV. I ONLY		17-20-0	.45946	175	6-9-0		117	103	127		.51284	127
DIV. I NON-CONF.		10-8-0	.55556	114	1-2-0		52	144	52		.55702	52
TOTALS		RPI 1-25	RPI 26-50		W-L RECORDS		RPI 51-100		RPI 101-150		RPI 150+	
17-20-0		0-1-0	2-3-0		OVERALL		2-4-0		5-4-0		8-8-0	
8-4-0		0-0-0	0-0-0		HOME		1-2-0		0-1-0		7-1-0	
8-15-0		0-1-0	1-2-0		AWAY		1-2-0		5-3-0		1-7-0	
1-1-0		0-0-0	1-1-0		NEUTRAL		0-0-0		0-0-0		0-0-0	
10-8-0		0-1-0	1-1-0		NON-CONFERENCE		0-0-0		5-4-0		4-2-0	
4-1-0		0-0-0	0-0-0		HOME		0-0-0		0-1-0		4-0-0	
5-6-0		0-1-0	0-0-		AWAY		0-0-0		5-3-0		0-2-0	
1-1-0		0-0-0	1-1-0		NEUTRAL		0-0-0		0-0-0		0-0-0	
7-12-0		0-0-0	1-2-0		CONFERENCE		2-4-0		0-0-0		4-6-0	
4-3-0		0-0-0	0-0-0		HOME		1-2-0		0-0-0		3-1-0	
3-9-0		0-0-0	1-2-0		AWAY		1-2-0		0-0-0		1-5-0	
0-0-0		0-0-0	0-0-0		NEUTRAL		0-0-0		0-0-0		0-0-0	
RPI S	Opponent	Score	RPI S	Opponent	Score	RPI S	Opponent	Score	RPI S	Opponent	Score	
4 A	Texas A&M	1 21	27 N	Oklahoma St.	5 4	57 H	New Orleans	11 19	130 A	UT Arlington	12 1	
			27 N	Oklahoma St.	2 8	57 H	New Orleans	4 5	130 A	UT Arlington	7 13	
			34 A	Northwestern St.	4 1	57 H	New Orleans	16 6	130 H	UT Arlington	5 13	
			34 A	Northwestern St.	2 4	89 A	Sam Houston St.	3 7	147 A	New Mexico St.	14 7	
			34 A	Northwestern St.	3 10	89 A	Sam Houston St.	6 8	147 A	New Mexico St.	6 7	
						89 A	Sam Houston St.	8 4	147 A	New Mexico St.	5 4	
									147 A	New Mexico St.	8 2	
									148 A	Kansas St.	6 5	
									148 A	Kansas St.	5 11	
									166 H	Sacred Heart	7 5	
									166 H	Sacred Heart	15 1	
									166 H	Sacred Heart	13 11	
									168 A	Central Ark.	2 3	
									168 A	Central Ark.	7 9	
									168 A	Central Ark.	4 5	
									172 A	Wichita St.	4 12	
									172 A	Wichita St.	2 10	
									174 A	Houston Baptist	2 6	
									174 A	Houston Baptist	1 12	
									174 A	Houston Baptist	15 3	
									174 H	Houston Baptist	8 7	
									219 H	A&M-Corpus Christi	7 6	
									219 H	A&M-Corpus Christi	3 2	
									219 H	A&M-Corpus Christi	9 11	
									289 H	Texas Southern	17 3	
LAST 15 GAMES			LAST 15 GAMES			LAST 15 GAMES			LAST 15 GAMES			
			174 A	Houston Baptist	15 3				219 H	A&M-Corpus Christi	7 6	
			174 A	Houston Baptist	1 12				219 H	A&M-Corpus Christi	9 11	
			174 A	Houston Baptist	2 6				219 H	A&M-Corpus Christi	3 2	
			89 A	Sam Houston St.	8 4							
			89 A	Sam Houston St.	6 8							

Non-Div. I Games:

SFA



89	A	Sam Houston St.	3	7
289	H	Texas Southern	17	3

S  
F  
A

S  
F  
A



Average RPI Win:	194	WON-LOST	WINNING	LAST 15	STRENGTH OF	OPP. STRENGTH	TEAM	ADJ	CONF.	ADJ CONF.		
Average RPI Loss:	46	RECORD	PCT. RANK	GAMES	SCHEDULE	OF SCHEDULE	RPI	RPI	RPI	RPI		
DIV. I ONLY		21-15-0	.58333	94	6-9-0	158	25	128	.51207	128	1	1
DIV. I NON-CONF.		17-4-0	.80952	15	2-1-0	296	149	154	.49866	154	2	2
<hr/>												
TOTALS	RPI 1-25	RPI 26-50		W-L RECORDS		RPI 51-100		RPI 101-150		RPI 150+		
21-15-0	2-9-0	0-2-0		OVERALL		1-1-0		5-2-0		13-1-0		
17-8-0	0-3-0	0-1-0		HOME		0-1-0		5-2-0		12-1-0		
1-7-0	0-6-0	0-1-0		AWAY		0-0-0		0-0-0		1-0-0		
3-0-0	2-0-0	0-0-0		NEUTRAL		1-0-0		0-0-0		0-0-0		
17-4-0	2-0-0	0-2-0		NON-CONFERENCE		1-1-0		1-0-0		13-1-0		
13-3-0	0-0-0	0-1-0		HOME		0-1-0		1-0-0		12-1-0		
1-1-0	0-0-0	0-0-		AWAY		0-0-0		0-0-0		1-0-0		
3-0-0	2-0-0	0-0-0		NEUTRAL		1-0-0		0-0-0		0-0-0		
4-11-0	0-9-0	0-0-0		CONFERENCE		0-0-0		4-2-0		0-0-0		
4-5-0	0-3-0	0-0-0		HOME		0-0-0		4-2-0		0-0-0		
0-6-0	0-6-0	0-0-0		AWAY		0-0-0		0-0-0		0-0-0		
0-0-0	0-0-0	0-0-0		NEUTRAL		0-0-0		0-0-0		0-0-0		
<hr/>												
RPI S	Opponent	Score	RPI S	Opponent	Score	RPI S	Opponent	Score	RPI S	Opponent	Score	
1 H	Florida	8 12	27 A	Oklahoma St.	4 5	68 N	Houston	12 3	110 H	Missouri	1 10	
1 H	Florida	2 9	43 H	Gonzaga	10 15	90 H	Louisiana Tech	2 3	110 H	Missouri	5 8	
1 H	Florida	2 8							110 H	Missouri	7 6	
5 A	South Carolina	6 10							114 H	La.-Monroe	3 1	
5 A	South Carolina	2 6							121 H	Auburn	3 1	
5 A	South Carolina	6 8							121 H	Auburn	3 2	
7 A	Ole Miss	7 8							121 H	Auburn	14 7	
7 A	Ole Miss	9 14							211 A	Memphis	12 4	
7 A	Ole Miss	3 7							242 H	Grambling	3 2	
11 N	Texas Tech	10 6							242 H	Grambling	14 4	
18 N	Rice	5 2							257 H	Western Ill.	9 3	
									257 H	Western Ill.	3 2	
									257 H	Western Ill.	3 0	
									264 H	Central Mich.	9 4	
									264 H	Central Mich.	4 3	
									264 H	Central Mich.	6 1	
									270 H	Eastern Ill.	8 10	
									270 H	Eastern Ill.	5 2	
									270 H	Eastern Ill.	3 2	
									300 H	Mississippi Val.	20 0	
									300 H	Mississippi Val.	21 4	
<hr/>												
LAST 15 GAMES												
1 H Florida						2	8	211 A Memphis	12	4		
1 H Florida						2	9	110 H Missouri	1	10		
1 H Florida						8	12	110 H Missouri	5	8		
114 H La.-Monroe						3	1					
7 A Ole Miss						7	8					

**Non-Div. I Games:**

Arkansas



7 A Ole Miss	9	14
7 A Ole Miss	3	7

A  
r  
k  
a  
n  
s  
a  
s

A  
r  
k  
a  
n  
s  
a  
s



Average RPI Win:		203	WON-LOST		WINNING		LAST 15		STRENGTH OF		OPP. STRENGTH		TEAM		ADJ		CONF.		ADJ CONF.				
Average RPI Loss:		124	RECORD		PCT. RANK		GAMES		SCHEDULE		OF SCHEDULE		RPI		RPI		RPI		RPI				
DIV. I ONLY			23-14-0		.62162		71		11-4-0		226		165		129		.51183		129				
DIV. I NON-CONF.			14-10-0		.58333		99		2-1-0		192		73		116		.52136		116				
TOTALS		RPI 1-25		RPI 26-50		W-L RECORDS		RPI 51-100		RPI 101-150		RPI 150+											
23-14-0		1-4-0		0-1-0		OVERALL		1-0-0		6-3-0		15-6-0											
10-2-0		0-0-0		0-0-0		HOME		0-0-0		0-0-0		10-2-0											
8-6-0		1-3-0		0-0-0		AWAY		1-0-0		2-1-0		4-2-0											
5-6-0		0-1-0		0-1-0		NEUTRAL		0-0-0		4-2-0		1-2-0											
14-10-0		1-4-0		0-1-0		NON-CONFERENCE		1-0-0		4-1-0		8-4-0											
5-1-0		0-0-0		0-0-0		HOME		0-0-0		0-0-0		5-1-0											
4-4-0		1-3-0		0-0-		AWAY		1-0-0		0-0-0		2-1-0											
5-5-0		0-1-0		0-1-0		NEUTRAL		0-0-0		4-1-0		1-2-0											
9-4-0		0-0-0		0-0-0		CONFERENCE		0-0-0		2-2-0		7-2-0											
5-1-0		0-0-0		0-0-0		HOME		0-0-0		0-0-0		5-1-0											
4-2-0		0-0-0		0-0-0		AWAY		0-0-0		2-1-0		2-1-0											
0-1-0		0-0-0		0-0-0		NEUTRAL		0-0-0		0-1-0		0-0-0											
RPI	S	Opponent		Score		RPI	S	Opponent		Score		RPI	S	Opponent		Score		RPI	S	Opponent		Score	
7	N	Ole Miss		3	7	44	N	Oregon St.		6	7	87	A	Valparaiso		3	2	103	N	Kent St.		3	8
13	A	LSU		7	1													119	N	Cincinnati		4	3
13	A	LSU		6	10													119	N	Cincinnati		6	4
13	A	LSU		3	9													123	N	Utah		5	11
16	A	Coastal Caro.		5	12													141	A	Miami (OH)		9	0
																		141	A	Miami (OH)		9	6
																		141	A	Miami (OH)		2	4
																		150	N	Milwaukee		11	5
																		150	N	Milwaukee		9	3
																		152	A	Indiana		3	4
																		159	N	Utah Valley		3	1
																		159	N	Utah Valley		1	5
																		180	H	Xavier		5	4
																		210	N	George Washington		0	2
																		241	H	Dayton		10	0
																		241	H	Dayton		6	1
																		241	H	Dayton		9	3
																		241	H	Dayton		1	3
																		253	H	Ohio		6	12
																		253	H	Ohio		17	14
																		253	H	Ohio		20	3
								LAST 15 GAMES										264	A	Central Mich.		4	2
								264 A Central Mich.		4	2							264	A	Central Mich.		10	7
								264 A Central Mich.		10	7							264	A	Central Mich.		3	7
								264 A Central Mich.		3	7							265	H	Western Mich.		13	3
								152 A Indiana		3	4							265	H	Western Mich.		21	1
								265 H Western Mich.		13	3							265	H	Western Mich.		7	2

Non-Div. I Games:

Ball St.



Ball St.

265	H	Western Mich.	21	1
265	H	Western Mich.	7	2

Through Games Of April 17, 2016

RPI	S	Opponent	Score	
266	H	Purdue	9	8
291	A	Savannah St.	10	1
291	A	Savannah St.	7	3

Ball St.

B  
a  
l  
l  
S  
t  
.

B  
a  
l  
l  
S  
t  
.



Average RPI Win:		160	WON-LOST RECORD		WINNING PCT. RANK		LAST 15 GAMES		STRENGTH OF SCHEDULE		OPP. STRENGTH OF SCHEDULE		TEAM RPI		ADJ RPI		CONF. RPI		ADJ CONF. RPI				
Average RPI Loss:		89	20-17-0		.54054 123		9-6-0		122		89		130		.51116 130		9		9				
DIV. I ONLY			14-8-0		.63636 68		5-1-0		123		76		88		.53546 88		10		10				
DIV. I NON-CONF.																							
TOTALS		RPI 1-25		RPI 26-50		W-L RECORDS		RPI 51-100		RPI 101-150		RPI 150+											
20-17-0		1-6-0		1-1-0		OVERALL		1-2-0		8-6-0		9-2-0											
14-10-0		0-2-0		1-1-0		HOME		0-0-0		6-6-0		7-1-0											
6-7-0		1-4-0		0-0-0		AWAY		1-2-0		2-0-0		2-1-0											
0-0-0		0-0-0		0-0-0		NEUTRAL		0-0-0		0-0-0		0-0-0											
14-8-0		1-3-0		1-1-0		NON-CONFERENCE		1-2-0		4-1-0		7-1-0											
10-5-0		0-2-0		1-1-0		HOME		0-0-0		2-1-0		7-1-0											
4-3-0		1-1-0		0-0-		AWAY		1-2-0		2-0-0		0-0-0											
0-0-0		0-0-0		0-0-0		NEUTRAL		0-0-0		0-0-0		0-0-0											
6-9-0		0-3-0		0-0-0		CONFERENCE		0-0-0		4-5-0		2-1-0											
4-5-0		0-0-0		0-0-0		HOME		0-0-0		4-5-0		0-0-0											
2-4-0		0-3-0		0-0-0		AWAY		0-0-0		0-0-0		2-1-0											
0-0-0		0-0-0		0-0-0		NEUTRAL		0-0-0		0-0-0		0-0-0											
RPI	S	Opponent		Score		RPI	S	Opponent		Score		RPI	S	Opponent		Score							
11	H	Texas Tech		4	6	27	H	Oklahoma St.		3	5	90	A	Louisiana Tech		3	8	105	A	Baylor		9	2
21	A	South Ala.		3	4	27	H	Oklahoma St.		3	2	90	A	Louisiana Tech		5	4	105	H	Baylor		6	3
21	A	South Ala.		4	6							90	A	Louisiana Tech		8	12	114	H	La.-Monroe		8	4
21	A	South Ala.		3	4													114	H	La.-Monroe		2	3
25	A	TCU		4	3													114	H	La.-Monroe		3	8
25	A	TCU		1	5													116	H	Ga. Southern		4	0
25	H	TCU		4	17													116	H	Ga. Southern		6	10
																		116	H	Ga. Southern		0	6
																		127	A	SFA		13	5
																		127	H	SFA		1	12
																		127	H	SFA		13	7
																		140	H	Arkansas St.		2	0
																		140	H	Arkansas St.		0	4
																		140	H	Arkansas St.		11	8
																		174	H	Houston Baptist		10	0
																		219	H	A&M-Corpus Christi		7	1
																		219	H	A&M-Corpus Christi		10	4
																		219	H	A&M-Corpus Christi		6	8
																		219	H	A&M-Corpus Christi		6	2
																		230	A	Georgia St.		18	16
																		230	A	Georgia St.		9	5
																		230	A	Georgia St.		7	8
																		263	H	Incarnate Word		9	3
																		263	H	Incarnate Word		10	2
																		263	H	Incarnate Word		13	0



114 H La.-Monroe	2	3
114 H La.-Monroe	3	8

U  
T  
A  
r  
l  
i  
n  
g  
t  
o  
n

U  
T  
A  
r  
l  
i  
n  
g  
t  
o  
n



UAB				Through Games Of April 17, 2016																	
Average RPI Win: 124		WON-LOST RECORD		WINNING PCT. RANK		LAST 15 GAMES		STRENGTH OF SCHEDULE		OPP. STRENGTH OF SCHEDULE		TEAM RPI		ADJ RPI		CONF. RPI		ADJ CONF. RPI			
DIV. I ONLY		14-22-0		.38889 227		5-10-0		11		93		131		.51101 131		4		4			
DIV. I NON-CONF.		8-13-0		.38095 211		1-2-0		59		112		186		.4791 185		4		4			
TOTALS		RPI 1-25		RPI 26-50		W-L RECORDS		RPI 51-100		RPI 101-150		RPI 150+									
14-22-0		3-8-0		1-4-0		OVERALL		4-6-0		1-2-0		5-2-0									
13-10-0		2-3-0		1-0-0		HOME		4-3-0		1-2-0		5-2-0									
1-12-0		1-5-0		0-4-0		AWAY		0-3-0		0-0-0		0-0-0									
0-0-0		0-0-0		0-0-0		NEUTRAL		0-0-0		0-0-0		0-0-0									
8-13-0		0-2-0		1-4-0		NON-CONFERENCE		1-3-0		1-2-0		5-2-0									
8-6-0		0-2-0		1-0-0		HOME		1-0-0		1-2-0		5-2-0									
0-7-0		0-0-0		0-0-		AWAY		0-3-0		0-0-0		0-0-0									
0-0-0		0-0-0		0-0-0		NEUTRAL		0-0-0		0-0-0		0-0-0									
6-9-0		3-6-0		0-0-0		CONFERENCE		3-3-0		0-0-0		0-0-0									
5-4-0		2-1-0		0-0-0		HOME		3-3-0		0-0-0		0-0-0									
1-5-0		1-5-0		0-0-0		AWAY		0-0-0		0-0-0		0-0-0									
0-0-0		0-0-0		0-0-0		NEUTRAL		0-0-0		0-0-0		0-0-0									
RPI	S	Opponent		Score		RPI	S	Opponent		Score		RPI	S	Opponent		Score					
7	H	Ole Miss		1	8	32	A	Creighton		1	2	70	A	Jacksonville St.		10	11				
7	H	Ole Miss		1	5	32	A	Creighton		1	3	72	A	Troy		1	2				
18	A	Rice		3	7	32	A	Creighton		3	4	72	H	Troy		7	0				
18	A	Rice		0	3	45	A	Alabama		6	7	73	A	Samford		2	13				
18	A	Rice		6	2	45	H	Alabama		8	0	80	H	Western Ky.		5	6				
19	H	Southern Miss.		0	11							80	H	Western Ky.		1	2				
19	H	Southern Miss.		5	3							80	H	Western Ky.		2	0				
19	H	Southern Miss.		8	7							90	H	Louisiana Tech		4	5				
23	A	Fla. Atlantic		0	5							90	H	Louisiana Tech		7	0				
23	A	Fla. Atlantic		3	5							90	H	Louisiana Tech		10	8				
23	A	Fla. Atlantic		3	7									298 H Alabama A&M		12	2				
						LAST 15 GAMES															
						19 H Southern Miss.						0	11	70 A Jacksonville St.						10	11
						19 H Southern Miss.						8	7	80 H Western Ky.						5	6
						19 H Southern Miss.						5	3	80 H Western Ky.						1	2
						45 A Alabama						6	7								
						18 A Rice						0	3								

Non-Div. I Games:

UAB



18 A Rice	6	2
18 A Rice	3	7

U  
A  
B

U  
A  
B



Average RPI Win:	171	WON-LOST	WINNING	LAST 15	STRENGTH OF	OPP. STRENGTH	TEAM	ADJ	CONF.	ADJ CONF.	
Average RPI Loss:	140	RECORD	PCT. RANK	GAMES	SCHEDULE	OF SCHEDULE	RPI	RPI	RPI	RPI	
DIV. I ONLY	13-13-0	.5	148	9-5-0	205	159	132	.51065	132	16	16
DIV. I NON-CONF.	8-9-0	.47059	170	4-1-0	162	138	106	.52753	106	12	12
<hr/>											
TOTALS	RPI 1-25	RPI 26-50		W-L RECORDS	RPI 51-100		RPI 101-150		RPI 150+		
13-13-0	0-0-0	1-0-0		OVERALL	1-3-0		2-5-0		9-5-0		
1-2-0	0-0-0	0-0-0		HOME	1-2-0		0-0-0		0-0-0		
11-11-0	0-0-0	1-0-0		AWAY	0-1-0		2-5-0		8-5-0		
1-0-0	0-0-0	0-0-0		NEUTRAL	0-0-0		0-0-0		1-0-0		
<hr/>											
8-9-0	0-0-0	1-0-0		NON-CONFERENCE	0-1-0		2-5-0		5-3-0		
0-0-0	0-0-0	0-0-0		HOME	0-0-0		0-0-0		0-0-0		
7-9-0	0-0-0	1-0-		AWAY	0-1-0		2-5-0		4-3-0		
1-0-0	0-0-0	0-0-0		NEUTRAL	0-0-0		0-0-0		1-0-0		
<hr/>											
5-4-0	0-0-0	0-0-0		CONFERENCE	1-2-0		0-0-0		4-2-0		
1-2-0	0-0-0	0-0-0		HOME	1-2-0		0-0-0		0-0-0		
4-2-0	0-0-0	0-0-0		AWAY	0-0-0		0-0-0		4-2-0		
0-0-0	0-0-0	0-0-0		NEUTRAL	0-0-0		0-0-0		0-0-0		
<hr/>											
RPI S	Opponent	Score	RPI S	Opponent	Score	RPI S	Opponent	Score	RPI S	Opponent	Score
			46 A	Michigan St.	3 1	60 A	Fresno St.	10 11	106 A	Pepperdine	7 3
						87 H	Valparaiso	0 11	106 A	Pepperdine	2 8
						87 H	Valparaiso	5 3	106 A	Pepperdine	5 12
						87 H	Valparaiso	4 10	118 A	Seattle	1 7
									118 A	Seattle	5 4
									118 A	Seattle	0 2
									118 A	Seattle	1 10
									169 A	Eastern Mich.	7 4
									169 N	Eastern Mich.	11 3
									187 A	Ill.-Chicago	0 6
									187 A	Ill.-Chicago	5 4
									187 A	Ill.-Chicago	0 3
									200 A	Portland	4 0
									200 A	Portland	14 4
									200 A	Portland	3 6
									200 A	Portland	7 10
									234 A	Northern Ky.	6 1
									234 A	Northern Ky.	12 4
									234 A	Northern Ky.	6 3
									241 A	Dayton	0 3
									241 A	Dayton	6 4
<hr/>											
			LAST 15 GAMES								
			87 H	Valparaiso	5 3	234 A	Northern Ky.	6 3			
			87 H	Valparaiso	0 11	187 A	Ill.-Chicago	0 3			
			87 H	Valparaiso	4 10	187 A	Ill.-Chicago	0 6			
			169 A	Eastern Mich.	7 4						
			46 A	Michigan St.	3 1						

Non-Div. I Games: Olivet 17 0

Oakland



234 A Northern Ky.	6	1
234 A Northern Ky.	12	4

O  
a  
k  
l  
a  
n  
d

O  
a  
k  
l  
a  
n  
d



Average RPI Win: 192		WON-LOST	WINNING	LAST 15	STRENGTH OF		OPP. STRENGTH	TEAM	ADJ	CONF.	ADJ CONF.
Average RPI Loss: 121		RECORD	PCT. RANK	GAMES	SCHEDULE		OF SCHEDULE	RPI	RPI	RPI	RPI
DIV. I ONLY		13-17-0	.43333	196	7-7-0		126	168	133	.50923	133
DIV. I NON-CONF.		7-13-0	.35	230	2-3-0		114	86	146	.50051	146
TOTALS		RPI 1-25	RPI 26-50		W-L RECORDS		RPI 51-100		RPI 101-150		RPI 150+
13-17-0		0-3-0	1-3-0		OVERALL		2-3-0		0-1-0		10-7-0
3-3-0		0-0-0	0-1-0		HOME		2-1-0		0-1-0		1-0-0
9-13-0		0-3-0	1-2-0		AWAY		0-1-0		0-0-0		8-7-0
1-1-0		0-0-0	0-0-0		NEUTRAL		0-1-0		0-0-0		1-0-0
7-13-0		0-3-0	1-3-0		NON-CONFERENCE		0-2-0		0-1-0		6-4-0
1-2-0		0-0-0	0-1-0		HOME		0-0-0		0-1-0		1-0-0
6-10-0		0-3-0	1-0-		AWAY		0-1-0		0-0-0		5-4-0
0-1-0		0-0-0	0-0-0		NEUTRAL		0-1-0		0-0-0		0-0-0
6-4-0		0-0-0	0-0-0		CONFERENCE		2-1-0		0-0-0		4-3-0
2-1-0		0-0-0	0-0-0		HOME		2-1-0		0-0-0		0-0-0
3-3-0		0-0-0	0-0-0		AWAY		0-0-0		0-0-0		3-3-0
1-0-0		0-0-0	0-0-0		NEUTRAL		0-0-0		0-0-0		1-0-0
RPI S	Opponent	Score	RPI S	Opponent	Score	RPI S	Opponent	Score	RPI S	Opponent	Score
9 A	Florida St.	1 19	37 A	Maryland	0 1	79 H	VCU	5 1	144 H	Northeastern	2 6
9 A	Florida St.	4 23	37 A	Maryland	2 1	79 H	VCU	7 3	177 A	Winthrop	4 8
9 A	Florida St.	1 8	37 A	Maryland	10 13	79 H	VCU	3 7	177 A	Winthrop	11 7
			42 H	Bryant	5 6	92 A	Penn St.	3 5	177 A	Winthrop	7 8
						95 N	Indiana St.	2 8	183 A	Campbell	7 6
									188 N	Davidson	13 4
									202 A	Holy Cross	3 5
									206 A	Fordham	0 8
									206 A	Fordham	2 4
									206 A	Fordham	3 1
									227 H	Central Conn. St.	5 1
									248 A	Brown	10 6
									254 A	Towson	9 4
									254 A	Towson	7 2
									254 A	Towson	1 7
									285 A	George Mason	4 3
									285 A	George Mason	1 2
									285 A	George Mason	5 2
			LAST 15 GAMES								
			206 A	Fordham	2 4	79 H	VCU	5 1			
			206 A	Fordham	0 8	42 H	Bryant	5 6			
			206 A	Fordham	3 1	144 H	Northeastern	2 6			
			202 A	Holy Cross	3 5						
			248 A	Brown	10 6						

Non-Div. I Games:

Rhode Island



79	H	VCU	3	7
79	H	VCU	7	3

R  
h  
o  
d  
e  
I  
s  
l  
a  
n  
d

R  
h  
o  
d  
e  
I  
s  
l  
a  
n  
d



Average RPI Win:	210	WON-LOST RECORD	WINNING PCT. RANK	LAST 15 GAMES	STRENGTH OF SCHEDULE	OPP. STRENGTH OF SCHEDULE	TEAM RPI	ADJ RPI	CONF. RPI	ADJ CONF. RPI	
Average RPI Loss:	143										
DIV. I ONLY	19-13-1	.59091	90	11-4-0	249	141	134	.50921	134	19	19
DIV. I NON-CONF.	15-11-1	.57407	106	7-2-0	248	120	133	.51061	133	17	17
<hr/>											
TOTALS	RPI 1-25	RPI 26-50		W-L RECORDS	RPI 51-100		RPI 101-150		RPI 150+		
19-13-1	1-2-0	0-1-0		OVERALL	1-1-0		2-3-1		15-6-0		
8-2-0	0-0-0	0-0-0		HOME	0-1-0		0-0-0		8-1-0		
10-10-1	1-2-0	0-1-0		AWAY	0-0-0		2-3-1		7-4-0		
1-1-0	0-0-0	0-0-0		NEUTRAL	1-0-0		0-0-0		0-1-0		
<hr/>											
15-11-1	1-2-0	0-1-0		NON-CONFERENCE	1-1-0		2-3-1		11-4-0		
6-1-0	0-0-0	0-0-0		HOME	0-1-0		0-0-0		6-0-0		
8-9-1	1-2-0	0-0-		AWAY	0-0-0		2-3-1		5-3-0		
1-1-0	0-0-0	0-0-0		NEUTRAL	1-0-0		0-0-0		0-1-0		
<hr/>											
4-2-0	0-0-0	0-0-0		CONFERENCE	0-0-0		0-0-0		4-2-0		
2-1-0	0-0-0	0-0-0		HOME	0-0-0		0-0-0		2-1-0		
2-1-0	0-0-0	0-0-0		AWAY	0-0-0		0-0-0		2-1-0		
0-0-0	0-0-0	0-0-0		NEUTRAL	0-0-0		0-0-0		0-0-0		
<hr/>											
RPI S	Opponent	Score		RPI S	Opponent	Score		RPI S	Opponent	Score	
9 A	Florida St.	4	16	26 A	UNCW	1	16	77 H	Princeton	4	9
9 A	Florida St.	5	1					78 N	Western Caro.	14	3
9 A	Florida St.	2	9								
								113 A	Southern Ill.	3	6
								113 A	Southern Ill.	2	2
								113 A	Southern Ill.	4	1
								142 A	Nevada	1	5
								142 A	Nevada	1	12
								142 A	Nevada	10	3
								162 H	Georgetown	5	4
								162 H	Georgetown	13	10
								162 H	Georgetown	3	10
								198 N	Richmond	10	14
								205 A	Columbia	1	4
								207 H	Fairfield	11	7
								209 A	Albany (NY)	20	3
								246 H	Wagner	9	5
								255 A	NYIT	8	1
								255 H	NYIT	15	6
								260 A	CSU Bakersfield	4	10
								260 A	CSU Bakersfield	5	4
								260 A	CSU Bakersfield	3	4
								261 A	Villanova	6	1
								261 A	Villanova	5	2
								261 A	Villanova	2	7
								267 A	Fairleigh Dickinson	16	1
								276 H	La Salle	16	7
								276 H	La Salle	15	0
								276 H	La Salle	9	2
								278 A	Iona	5	2
<hr/>											
LAST 15 GAMES											
				261 A	Villanova	5	2	162 H	Georgetown	3	10
				261 A	Villanova	6	1	205 A	Columbia	1	4
				261 A	Villanova	2	7	255 A	NYIT	8	1
				77 H	Princeton	4	9				
				209 A	Albany (NY)	20	3				

Non-Div. I Games:

St. John's (NY)



162 H Georgetown	5	4
162 H Georgetown	13	10

S  
t  
.  
J  
o  
h  
n  
.  
s  
(  
N  
Y  
)

S  
t  
.  
J  
o  
h  
n  
.  
s  
(  
N  
Y  
)



Average RPI Win: 176		WON-LOST	WINNING	LAST 15	STRENGTH OF		OPP. STRENGTH	TEAM	ADJ	CONF.	ADJ CONF.
Average RPI Loss: 157		RECORD	PCT. RANK	GAMES	SCHEDULE		OF SCHEDULE	RPI	RPI	RPI	RPI
DIV. I ONLY		14-13-0	.51852	136	6-7-0		179	215	135	.5086	135
DIV. I NON-CONF.		12-10-0	.54545	123	4-4-0		254	207	150	.49951	150
TOTALS		RPI 1-25	RPI 26-50		W-L RECORDS		RPI 51-100		RPI 101-150		RPI 150+
14-13-0	0-0-0	2-0-0		OVERALL		3-6-0		1-2-0		8-5-0	
2-1-0	0-0-0	0-0-0		HOME		1-1-0		0-0-0		1-0-0	
4-10-0	0-0-0	0-0-0		AWAY		2-5-0		1-2-0		1-3-0	
8-2-0	0-0-0	2-0-0		NEUTRAL		0-0-0		0-0-0		6-2-0	
12-10-0	0-0-0	2-0-0		NON-CONFERENCE		2-5-0		0-0-0		8-5-0	
1-0-0	0-0-0	0-0-0		HOME		0-0-0		0-0-0		1-0-0	
3-8-0	0-0-0	0-0-		AWAY		2-5-0		0-0-0		1-3-0	
8-2-0	0-0-0	2-0-0		NEUTRAL		0-0-0		0-0-0		6-2-0	
2-3-0	0-0-0	0-0-0		CONFERENCE		1-1-0		1-2-0		0-0-0	
1-1-0	0-0-0	0-0-0		HOME		1-1-0		0-0-0		0-0-0	
1-2-0	0-0-0	0-0-0		AWAY		0-0-0		1-2-0		0-0-0	
0-0-0	0-0-0	0-0-0		NEUTRAL		0-0-0		0-0-0		0-0-0	
RPI S	Opponent	Score	RPI S	Opponent	Score	RPI S	Opponent	Score	RPI S	Opponent	Score
			41 N	Notre Dame	4 3	59 A	McNeese St.	1 3	122 A	Evansville	6 7
			43 N	Gonzaga	5 4	59 A	McNeese St.	3 9	122 A	Evansville	0 2
						59 A	McNeese St.	5 3	122 A	Evansville	4 3
						69 A	Austin Peay	9 7	231 N	Dartmouth	7 2
						69 A	Austin Peay	4 8	249 N	Bucknell	8 2
						69 A	Austin Peay	1 7	249 N	Bucknell	12 4
						83 H	Missouri St.	2 1	249 N	Bucknell	10 8
						83 H	Missouri St.	3 8	257 H	Western Ill.	6 3
						100 A	Iowa	6 7	259 A	Northwestern	1 5
									263 A	Incarnate Word	2 6
									265 N	Western Mich.	3 6
									265 N	Western Mich.	16 5
									272 N	Lehigh	2 1
									277 A	Butler	1 3
									277 A	Butler	9 5
									289 N	Texas Southern	7 9
LAST 15 GAMES											
			122 A	Evansville	0 2	277 A	Butler	9 5			
			122 A	Evansville	4 3	277 A	Butler	1 3			
			122 A	Evansville	6 7	265 N	Western Mich.	3 6			
			259 A	Northwestern	1 5						
			83 H	Missouri St.	2 1						

Non-Div. I Games: Illinois Col. 17 1 MacMurray 11 2

Bradley



83	H	Missouri St.	3	8
257	H	Western Ill.	6	3

B  
r  
a  
d  
l  
e  
y

B  
r  
a  
d  
l  
e  
y



**Non-Div. I Games:**

W  
o  
f  
f  
o  
r  
d

W  
o  
f  
f  
o  
r  
d



73	A	Samford	3	11
73	A	Samford	4	3

RPI	S	Opponent	Score	
285	H	George Mason	11	6
287	H	UNC Asheville	8	5

Wofford

W  
o  
f  
f  
o  
r  
d

W  
o  
f  
f  
o  
r  
d



Average RPI Win:	190	WON-LOST RECORD	WINNING PCT. RANK	LAST 15 GAMES	STRENGTH OF SCHEDULE	OPP. STRENGTH OF SCHEDULE	TEAM RPI	ADJ RPI	CONF. RPI	ADJ CONF. RPI
DIV. I ONLY		17-18-0	.48571 159	8-7-0	136	109	137	.50772 137	14	14
DIV. I NON-CONF.		11-13-0	.45833 176	4-3-0	125	110	139	.50501 139	15	15
TOTALS	RPI 1-25	RPI 26-50	W-L RECORDS	RPI 51-100	RPI 101-150	RPI 150+				
17-18-0	0-0-0	0-6-0	OVERALL	1-5-0	0-3-0	16-4-0				
9-5-0	0-0-0	0-3-0	HOME	0-1-0	0-0-0	9-1-0				
8-10-0	0-0-0	0-2-0	AWAY	1-2-0	0-3-0	7-3-0				
0-3-0	0-0-0	0-1-0	NEUTRAL	0-2-0	0-0-0	0-0-0				
11-13-0	0-0-0	0-3-0	NON-CONFERENCE	1-5-0	0-3-0	10-2-0				
7-2-0	0-0-0	0-0-0	HOME	0-1-0	0-0-0	7-1-0				
4-8-0	0-0-0	0-0-	AWAY	1-2-0	0-3-0	3-1-0				
0-3-0	0-0-0	0-1-0	NEUTRAL	0-2-0	0-0-0	0-0-0				
6-5-0	0-0-0	0-3-0	CONFERENCE	0-0-0	0-0-0	6-2-0				
2-3-0	0-0-0	0-3-0	HOME	0-0-0	0-0-0	2-0-0				
4-2-0	0-0-0	0-0-0	AWAY	0-0-0	0-0-0	4-2-0				
0-0-0	0-0-0	0-0-0	NEUTRAL	0-0-0	0-0-0	0-0-0				
RPI S Opponent Score	RPI S Opponent Score		RPI S Opponent Score		RPI S Opponent Score		RPI S Opponent Score		RPI S Opponent Score	
	26 H UNCW	1 6	65 N UConn	2 3	104 A CSUN	3 11				
	26 H UNCW	1 2	65 N UConn	1 18	104 A CSUN	7 11				
	26 H UNCW	4 7	79 H VCU	5 12	124 A Liberty	4 8				
	36 A Virginia	8 16	88 A San Diego	13 11	162 H Georgetown	6 8				
	44 N Oregon St.	3 12	88 A San Diego	3 9	162 H Georgetown	10 9				
	48 A Old Dominion	1 7	88 A San Diego	3 7	162 H Georgetown	16 2				
					165 A Charlotte	3 7				
					165 A Charlotte	5 1				
					165 A Charlotte	11 0				
					185 A Virginia Tech	12 8				
					191 A James Madison	11 4				
					191 A James Madison	2 0				
					191 A James Madison	5 8				
					198 H Richmond	12 8				
					201 A Elon	7 13				
					201 A Elon	14 7				
					201 A Elon	10 5				
					202 H Holy Cross	12 11				
					202 H Holy Cross	8 5				
					202 H Holy Cross	6 5				
					213 H Hofstra	14 6				
					213 H Hofstra	15 10				
					288 H Norfolk St.	10 6				
	LAST 15 GAMES									
	191 A James Madison	2 0	48 A Old Dominion	1 7						
	191 A James Madison	11 4	185 A Virginia Tech	12 8						
	191 A James Madison	5 8	162 H Georgetown	16 2						
	79 H VCU	5 12								
	26 H UNCW	1 6								

**Non-Div. I Games:**

William & Mary



26 H UNCW	4	7
26 H UNCW	1	2

W  
i  
l  
l  
i  
a  
m  
&  
M  
a  
r  
y

W  
i  
l  
l  
i  
a  
m  
&  
M  
a  
r  
y



Average RPI Win: 113		WON-LOST	WINNING	LAST 15	STRENGTH OF		OPP. STRENGTH	TEAM	ADJ	CONF.	ADJ CONF.
Average RPI Loss: 81		RECORD	PCT. RANK	GAMES	SCHEDULE		OF SCHEDULE	RPI	RPI	RPI	RPI
DIV. I ONLY		16-20-0	.44444	184	7-8-0		59	39	138	.5071	138
DIV. I NON-CONF.		9-15-0	.375	214	0-3-0		45	30	169	.48951	169
TOTALS		RPI 1-25	RPI 26-50		W-L RECORDS		RPI 51-100		RPI 101-150		RPI 150+
16-20-0		2-2-0	0-4-0		OVERALL		6-10-0		3-1-0		5-3-0
11-13-0		2-1-0	0-4-0		HOME		4-5-0		1-0-0		4-3-0
5-6-0		0-1-0	0-0-0		AWAY		2-4-0		2-1-0		1-0-0
0-1-0		0-0-0	0-0-0		NEUTRAL		0-1-0		0-0-0		0-0-0
9-15-0		0-1-0	0-4-0		NON-CONFERENCE		5-8-0		1-0-0		3-2-0
7-11-0		0-0-0	0-4-0		HOME		4-5-0		1-0-0		2-2-0
2-3-0		0-1-0	0-0-0		AWAY		1-2-0		0-0-0		1-0-0
0-1-0		0-0-0	0-0-0		NEUTRAL		0-1-0		0-0-0		0-0-0
7-5-0		2-1-0	0-0-0		CONFERENCE		1-2-0		2-1-0		2-1-0
4-2-0		2-1-0	0-0-0		HOME		0-0-0		0-0-0		2-1-0
3-3-0		0-0-0	0-0-0		AWAY		1-2-0		2-1-0		0-0-0
0-0-0		0-0-0	0-0-0		NEUTRAL		0-0-0		0-0-0		0-0-0
RPI S	Opponent	Score	RPI S	Opponent	Score	RPI S	Opponent	Score	RPI S	Opponent	Score
4 A	Texas A&M	4 5	30 H	California	1 4	51 H	Lamar	2 4	117 H	UTSA	11 2
25 H	TCU	2 0	30 H	California	7 10	64 H	Tulane	10 3	148 A	Kansas St.	2 3
25 H	TCU	5 9	30 H	California	0 6	64 H	Tulane	2 3	148 A	Kansas St.	6 3
25 H	TCU	4 3	30 H	California	3 4	64 H	Tulane	3 5	148 A	Kansas St.	12 5
						66 H	Stanford	9 0	160 A	Texas St.	10 4
						66 H	Stanford	1 11	172 H	UNLV	11 2
						66 H	Stanford	0 1	172 H	UNLV	7 0
						66 H	Stanford	4 3	172 H	UNLV	3 4
						68 N	Houston	2 3	190 H	Kansas	5 11
						86 A	UCLA	4 5	190 H	Kansas	8 6
						86 A	UCLA	7 5	190 H	Kansas	12 2
						86 A	UCLA	3 6	219 H	A&M-Corpus Christi	0 5
						89 H	Sam Houston St.	12 3			
						97 A	Oklahoma	1 6			
						97 A	Oklahoma	5 3			
						97 A	Oklahoma	3 4			
LAST 15 GAMES											
						190 H	Kansas	12 2	219 H	A&M-Corpus Christi	0 5
						190 H	Kansas	8 6	97 A	Oklahoma	3 4
						190 H	Kansas	5 11	97 A	Oklahoma	5 3
						68 N	Houston	2 3			
						148 A	Kansas St.	2 3			

Non-Div. I Games:

Texas



148 A Kansas St.	12	5
148 A Kansas St.	6	3

T  
e  
x  
a  
s

T  
e  
x  
a  
s



[illegible]

Non-Div. I Games:	William Jessup	6	1
-------------------	----------------	---	---

Sacramento St.



260 A CSU Bakersfield	6	3
260 A CSU Bakersfield	3	4

S  
a  
c  
r  
a  
m  
e  
n  
t  
o  
s  
t  
.

S  
a  
c  
r  
a  
m  
e  
n  
t  
o  
s  
t  
.



Average RPI Win:		154	WON-LOST RECORD		WINNING PCT. RANK		LAST 15 GAMES		STRENGTH OF SCHEDULE		OPP. STRENGTH OF SCHEDULE		TEAM RPI		ADJ RPI		CONF. RPI		ADJ CONF. RPI								
DIV. I ONLY			14-21-0		.4	221	4-10-0		56		117		140		.50472		140	9		9							
DIV. I NON-CONF.			9-8-0		.52941	137	1-2-0		106		171		117		.52127		117	10		10							
TOTALS		RPI 1-25		RPI 26-50		W-L RECORDS		RPI 51-100		RPI 101-150		RPI 150+															
14-21-0		1-6-0		0-0-0		OVERALL		1-6-0		8-6-0		4-3-0															
7-8-0		1-2-0		0-0-0		HOME		1-3-0		5-3-0		0-0-0															
5-11-0		0-4-0		0-0-0		AWAY		0-2-0		3-3-0		2-2-0															
2-2-0		0-0-0		0-0-0		NEUTRAL		0-1-0		0-0-0		2-1-0															
9-8-0		0-1-0		0-0-0		NON-CONFERENCE		0-4-0		6-2-0		3-1-0															
4-2-0		0-0-0		0-0-0		HOME		0-1-0		4-1-0		0-0-0															
3-4-0		0-1-0		0-0-		AWAY		0-2-0		2-1-0		1-0-0															
2-2-0		0-0-0		0-0-0		NEUTRAL		0-1-0		0-0-0		2-1-0															
5-13-0		1-5-0		0-0-0		CONFERENCE		1-2-0		2-4-0		1-2-0															
3-6-0		1-2-0		0-0-0		HOME		1-2-0		1-2-0		0-0-0															
2-7-0		0-3-0		0-0-0		AWAY		0-0-0		1-2-0		1-2-0															
0-0-0		0-0-0		0-0-0		NEUTRAL		0-0-0		0-0-0		0-0-0															
RPI	S	Opponent		Score		RPI	S	Opponent		Score		RPI	S	Opponent		Score											
7	A	Ole Miss		3	4							56	A	Southeast Mo. St.		2	4	113	H	Southern Ill.		1	0				
15	H	La.-Lafayette		2	5							56	H	Southeast Mo. St.		8	13	116	H	Ga. Southern		7	9				
15	H	La.-Lafayette		7	6							72	H	Troy		1	8	116	H	Ga. Southern		6	5				
15	H	La.-Lafayette		1	6							72	H	Troy		1	11	116	H	Ga. Southern		3	8				
21	A	South Ala.		2	8							72	H	Troy		4	3	130	A	UT Arlington		0	2				
21	A	South Ala.		7	12							83	A	Missouri St.		11	15	130	A	UT Arlington		4	0				
21	A	South Ala.		2	3							91	N	Morehead St.		1	2	130	A	UT Arlington		8	11				
																		131	A	UAB		14	5				
																		131	A	UAB		5	2				
																		131	A	UAB		0	5				
																		150	H	Milwaukee		7	4				
																		150	H	Milwaukee		2	9				
																		150	H	Milwaukee		13	3				
																		150	H	Milwaukee		8	1				
																		203	N	Omaha		3	4				
																		211	A	Memphis		11	5				
																		230	A	Georgia St.		4	5				
																		230	A	Georgia St.		6	14				
																		230	A	Georgia St.		11	1				
																		275	N	Saint Louis		5	4				
																		275	N	Saint Louis		9	2				
						LAST 15 GAMES																					
						72 H Troy						1	8	56 A Southeast Mo. St.						2	4						
						72 H Troy						4	3	15 H La.-Lafayette						1	6						
						72 H Troy						1	11	15 H La.-Lafayette						2	5						
						56 H Southeast Mo. St.						8	13														
						21 A South Ala.						2	3														

Non-Div. I Games:

Arkansas St.



21 A South Ala.	7	12
21 A South Ala.	2	8

A  
r  
k  
a  
n  
s  
a  
s  
S  
t  
.

A  
r  
k  
a  
n  
s  
a  
s  
S  
t  
.



Average RPI Win:	217	WON-LOST RECORD	WINNING PCT. RANK	LAST 15 GAMES	STRENGTH OF SCHEDULE	OPP. STRENGTH OF SCHEDULE	TEAM RPI	ADJ RPI	CONF. RPI	ADJ CONF. RPI					
DIV. I ONLY		19-16-0	.54286	122	10-5-0	198	261	141	.5042	141	25	25			
DIV. I NON-CONF.		10-13-0	.43478	183	2-3-0	183	240	155	.49778	155	24	24			
<hr/>															
TOTALS	RPI 1-25	RPI 26-50		W-L RECORDS		RPI 51-100		RPI 101-150		RPI 150+					
19-16-0	0-0-0	0-0-0		OVERALL		1-2-0		1-3-0		17-11-0					
7-3-0	0-0-0	0-0-0		HOME		0-1-0		1-2-0		6-0-0					
12-13-0	0-0-0	0-0-0		AWAY		1-1-0		0-1-0		11-11-0					
0-0-0	0-0-0	0-0-0		NEUTRAL		0-0-0		0-0-0		0-0-0					
10-13-0	0-0-0	0-0-0		NON-CONFERENCE		1-2-0		0-1-0		9-10-0					
3-1-0	0-0-0	0-0-0		HOME		0-1-0		0-0-0		3-0-0					
7-12-0	0-0-0	0-0-		AWAY		1-1-0		0-1-0		6-10-0					
0-0-0	0-0-0	0-0-0		NEUTRAL		0-0-0		0-0-0		0-0-0					
9-3-0	0-0-0	0-0-0		CONFERENCE		0-0-0		1-2-0		8-1-0					
4-2-0	0-0-0	0-0-0		HOME		0-0-0		1-2-0		3-0-0					
5-1-0	0-0-0	0-0-0		AWAY		0-0-0		0-0-0		5-1-0					
0-0-0	0-0-0	0-0-0		NEUTRAL		0-0-0		0-0-0		0-0-0					
RPI	S	Opponent	Score	RPI	S	Opponent	Score	RPI	S	Opponent	Score				
				63 H Wright St.				0	4	119 A Cincinnati		2	7		
				91 A Morehead St.				3	17	129 H Ball St.				0	9
				99 A Middle Tenn.				13	5	129 H Ball St.				4	2
								129 H Ball St.				6	9		
								177 A Winthrop				6	18		
								177 A Winthrop				5	1		
								177 A Winthrop				5	7		
								180 A Xavier				4	12		
								180 H Xavier				3	2		
								183 A Campbell				0	7		
								183 A Campbell				5	4		
								183 A Campbell				3	5		
								198 A Richmond				3	10		
								198 A Richmond				14	7		
								204 A Tennessee Tech				6	10		
				204 A Tennessee Tech				11	10						
				204 A Tennessee Tech				9	4						
				216 A Belmont				16	14						
				228 A Lipscomb				6	13						
				229 A Northern Ill.				1	6						
				229 A Northern Ill.				2	0						
				229 A Northern Ill.				7	0						
				234 A Northern Ky.				1	5						
				240 A Buffalo				6	0						
				240 A Buffalo				3	0						
				240 A Buffalo				7	6						
				241 A Dayton				8	11						

**Non-Div. I Games:**

Miami (OH)



283	H	Bowling Green	7	5
283	H	Bowling Green	4	3

RPI	S	Opponent	Score	
241	H	Dayton	7	3
259	H	Northwestern	5	4
283	H	Bowling Green	7	5
283	H	Bowling Green	5	1
283	H	Bowling Green	4	3

Miami (OH)

M  
i  
a  
m  
i  
(  
O  
H  
)

M  
i  
a  
m  
i  
(  
O  
H  
)



Average RPI Win: 172		WON-LOST	WINNING	LAST 15	STRENGTH OF		OPP. STRENGTH	TEAM	ADJ	CONF.	ADJ CONF.		
Average RPI Loss: 114		RECORD	PCT. RANK	GAMES	SCHEDULE		OF SCHEDULE	RPI	RPI	RPI	RPI		
DIV. I ONLY		15-18-0	.45455	178	8-6-0		111	187	142	.50392	142	13	13
DIV. I NON-CONF.		9-11-0	.45	179	3-3-0		150	232	168	.49112	168	11	11
TOTALS		RPI 1-25	RPI 26-50		W-L RECORDS		RPI 51-100		RPI 101-150		RPI 150+		
15-18-0	0-0-0	1-4-0		OVERALL		1-3-0		2-6-0		11-5-0			
6-5-0	0-0-0	1-3-0		HOME		0-0-0		2-2-0		3-0-0			
7-11-0	0-0-0	0-1-0		AWAY		1-3-0		0-4-0		6-3-0			
2-2-0	0-0-0	0-0-0		NEUTRAL		0-0-0		0-0-0		2-2-0			
9-11-0	0-0-0	0-2-0		NON-CONFERENCE		1-0-0		2-6-0		6-3-0			
3-3-0	0-0-0	0-1-0		HOME		0-0-0		2-2-0		1-0-0			
4-6-0	0-0-0	0-0-		AWAY		1-0-0		0-4-0		3-1-0			
2-2-0	0-0-0	0-0-0		NEUTRAL		0-0-0		0-0-0		2-2-0			
6-7-0	0-0-0	1-2-0		CONFERENCE		0-3-0		0-0-0		5-2-0			
3-2-0	0-0-0	1-2-0		HOME		0-0-0		0-0-0		2-0-0			
3-5-0	0-0-0	0-0-0		AWAY		0-3-0		0-0-0		3-2-0			
0-0-0	0-0-0	0-0-0		NEUTRAL		0-0-0		0-0-0		0-0-0			
RPI	S	Opponent	Score	RPI	S	Opponent	Score	RPI	S	Opponent	Score		
35	A	St. Mary's (CA)	1 6	60	A	Fresno St.	4 5	101	A	UC Irvine	7 8		
35	H	St. Mary's (CA)	5 8	60	A	Fresno St.	6 7	101	A	UC Irvine	0 6		
50	H	New Mexico	2 3	60	A	Fresno St.	3 8	101	A	UC Irvine	1 4		
50	H	New Mexico	3 8	98	A	Arizona St.	11 5	134	H	St. John's (NY)	12 1		
50	H	New Mexico	7 6					134	H	St. John's (NY)	5 1		
								134	H	St. John's (NY)	3 10		
								139	A	Sacramento St.	2 5		
								139	H	Sacramento St.	2 7		
								156	A	Air Force	2 5		
								156	A	Air Force	4 18		
								157	H	Santa Clara	14 2		
								160	A	Texas St.	2 3		
								160	A	Texas St.	17 6		
								160	A	Texas St.	6 3		
								172	A	UNLV	7 5		
								172	A	UNLV	6 5		
								172	A	UNLV	7 4		
								189	H	San Diego St.	6 5		
								189	H	San Diego St.	3 2		
								259	N	Northwestern	11 2		
								259	N	Northwestern	1 5		
								259	N	Northwestern	2 4		
								259	N	Northwestern	10 6		
								273	A	UC Davis	3 1		
LAST 15 GAMES													
60	A	Fresno St.	6 7	35	H	St. Mary's (CA)	5 8	259	N	Northwestern	10 6		
60	A	Fresno St.	3 8	189	H	San Diego St.	3 2	273	A	UC Davis	3 1		
60	A	Fresno St.	4 5	189	H	San Diego St.	6 5						
139	H	Sacramento St.	2 7										
160	A	Texas St.	2 3										

Non-Div. I Games:

Nevada



160	A	Texas St.	17	6
160	A	Texas St.	6	3

N  
e  
v  
a  
d  
a

N  
e  
v  
a  
d  
a



Average RPI Win: 230		WON-LOST RECORD		WINNING PCT. RANK		LAST 15 GAMES		STRENGTH OF SCHEDULE		OPP. STRENGTH OF SCHEDULE		TEAM RPI		ADJ RPI		CONF. RPI		ADJ CONF. RPI	
DIV. I ONLY		17-14-0		.54839 116		10-5-0		181		220		143		.50311 143		26		26	
DIV. I NON-CONF.		11-11-0		.5 149		4-2-0		193		203		165		.49242 165		27		27	
TOTALS		RPI 1-25		RPI 26-50		W-L RECORDS		RPI 51-100		RPI 101-150		RPI 150+							
17-14-0		0-2-0		0-2-0		OVERALL		0-2-0		0-0-0		17-8-0							
4-6-0		0-0-0		0-0-0		HOME		0-1-0		0-0-0		4-5-0							
9-6-0		0-2-0		0-0-0		AWAY		0-1-0		0-0-0		9-3-0							
4-2-0		0-0-0		0-2-0		NEUTRAL		0-0-0		0-0-0		4-0-0							
11-11-0		0-2-0		0-2-0		NON-CONFERENCE		0-2-0		0-0-0		11-5-0							
3-4-0		0-0-0		0-0-0		HOME		0-1-0		0-0-0		3-3-0							
4-5-0		0-2-0		0-0-		AWAY		0-1-0		0-0-0		4-2-0							
4-2-0		0-0-0		0-2-0		NEUTRAL		0-0-0		0-0-0		4-0-0							
6-3-0		0-0-0		0-0-0		CONFERENCE		0-0-0		0-0-0		6-3-0							
1-2-0		0-0-0		0-0-0		HOME		0-0-0		0-0-0		1-2-0							
5-1-0		0-0-0		0-0-0		AWAY		0-0-0		0-0-0		5-1-0							
0-0-0		0-0-0		0-0-0		NEUTRAL		0-0-0		0-0-0		0-0-0							
RPI	S	Opponent		Score		RPI	S	Opponent		Score		RPI	S	Opponent		Score			
23	A	Fla. Atlantic		1	4	28	N	Michigan		1	5	61	A	Rutgers		1	11		
23	A	Fla. Atlantic		0	1	46	N	Michigan St.		7	8	61	H	Rutgers		4	6		
												157	A	Santa Clara		11	9		
												159	N	Utah Valley		6	5		
												166	H	Sacred Heart		5	6		
												175	A	Monmouth		7	3		
												181	A	South Fla.		3	7		
												181	A	South Fla.		3	13		
												181	A	South Fla.		8	7		
												188	H	Davidson		7	8		
												188	H	Davidson		0	3		
												188	H	Davidson		10	1		
												194	H	Canisius		1	2		
												194	H	Canisius		3	4		
												198	A	Richmond		7	3		
												198	A	Richmond		6	5		
												198	A	Richmond		2	4		
244	A	Lafayette		9	4														
249	H	Bucknell		6	5														
261	H	Villanova		8	3														
261	H	Villanova		8	0														
264	N	Central Mich.		5	2														
265	N	Western Mich.		17	8														
273	N	UC Davis		10	8														
280	A	Massachusetts		6	1														
280	A	Massachusetts		3	1														
280	A	Massachusetts		17	7														
LAST 15 GAMES												280	A	Massachusetts		6	1		
												280	A	Massachusetts		7	8		
												280	A	Massachusetts		0	3		
												175	A	Monmouth		7	3		
												61	H	Rutgers		4	6		



61	A	Rutgers	1	11
261	H	Villanova	8	0

S  
a  
i  
n  
t  
J  
o  
s  
e  
p  
h  
'  
s

S  
a  
i  
n  
t  
J  
o  
s  
e  
p  
h  
'  
s



Average RPI Win: 161		WON-LOST	WINNING	LAST 15	STRENGTH OF		OPP. STRENGTH	TEAM	ADJ	CONF.	ADJ CONF.
Average RPI Loss: 180		RECORD	PCT. RANK	GAMES	SCHEDULE		OF SCHEDULE	RPI	RPI	RPI	RPI
DIV. I ONLY		19-14-0	.57576	97	10-4-0		250	123	144	.50309	144
DIV. I NON-CONF.		12-10-0	.54545	123	3-1-0		286	107	189	.4768	189
TOTALS		RPI 1-25	RPI 26-50		W-L RECORDS		RPI 51-100		RPI 101-150		RPI 150+
19-14-0	0-0-0	2-0-0		OVERALL		2-2-0		1-0-0		14-12-0	
7-4-0	0-0-0	2-0-0		HOME		0-0-0		0-0-0		5-4-0	
10-9-0	0-0-0	0-0-0		AWAY		2-2-0		1-0-0		7-7-0	
2-1-0	0-0-0	0-0-0		NEUTRAL		0-0-0		0-0-0		2-1-0	
12-10-0	0-0-0	0-0-0		NON-CONFERENCE		2-2-0		1-0-0		9-8-0	
4-2-0	0-0-0	0-0-0		HOME		0-0-0		0-0-0		4-2-0	
6-7-0	0-0-0	0-0-		AWAY		2-2-0		1-0-0		3-5-0	
2-1-0	0-0-0	0-0-0		NEUTRAL		0-0-0		0-0-0		2-1-0	
7-4-0	0-0-0	2-0-0		CONFERENCE		0-0-0		0-0-0		5-4-0	
3-2-0	0-0-0	2-0-0		HOME		0-0-0		0-0-0		1-2-0	
4-2-0	0-0-0	0-0-0		AWAY		0-0-0		0-0-0		4-2-0	
0-0-0	0-0-0	0-0-0		NEUTRAL		0-0-0		0-0-0		0-0-0	
RPI S	Opponent	Score		RPI S	Opponent	Score		RPI S	Opponent	Score	
				26 H	UNCW	3 0		97 A	Oklahoma	3 2	
				26 H	UNCW	9 4		97 A	Oklahoma	4 13	
								97 A	Oklahoma	5 3	
								97 A	Oklahoma	4 10	



201 H Elon	0	2
201 H Elon	6	3

N  
o  
r  
t  
h  
e  
a  
s  
t  
e  
r  
n

N  
o  
r  
t  
h  
e  
a  
s  
t  
e  
r  
n



Average RPI Win:	226	WON-LOST RECORD	WINNING PCT. RANK	LAST 15 GAMES	STRENGTH OF SCHEDULE	OPP. STRENGTH OF SCHEDULE	TEAM RPI	ADJ RPI	CONF. RPI	ADJ CONF. RPI		
DIV. I ONLY		22-13-0	.62857	63	8-7-0	244	208	145	.50252	145	31	31
DIV. I NON-CONF.		10-10-0	.5	149	1-5-0	171	147	171	.48878	171	32	32
<hr/>												
TOTALS	RPI 1-25	RPI 26-50			W-L RECORDS	RPI 51-100		RPI 101-150		RPI 150+		
22-13-0	0-0-0	0-0-0			OVERALL	1-5-0		4-3-0		17-5-0		
13-5-0	0-0-0	0-0-0			HOME	1-4-0		2-1-0		10-0-0		
9-8-0	0-0-0	0-0-0			AWAY	0-1-0		2-2-0		7-5-0		
0-0-0	0-0-0	0-0-0			NEUTRAL	0-0-0		0-0-0		0-0-0		
10-10-0	0-0-0	0-0-0			NON-CONFERENCE	1-5-0		4-3-0		5-2-0		
7-5-0	0-0-0	0-0-0			HOME	1-4-0		2-1-0		4-0-0		
3-5-0	0-0-0	0-0-			AWAY	0-1-0		2-2-0		1-2-0		
0-0-0	0-0-0	0-0-0			NEUTRAL	0-0-0		0-0-0		0-0-0		
12-3-0	0-0-0	0-0-0			CONFERENCE	0-0-0		0-0-0		12-3-0		
6-0-0	0-0-0	0-0-0			HOME	0-0-0		0-0-0		6-0-0		
6-3-0	0-0-0	0-0-0			AWAY	0-0-0		0-0-0		6-3-0		
0-0-0	0-0-0	0-0-0			NEUTRAL	0-0-0		0-0-0		0-0-0		
RPI	S	Opponent	Score	RPI	S	Opponent	Score	RPI	S	Opponent	Score	
						76 A North Florida	0 15			101 H Marshall	9 4	
						76 H North Florida	6 9			101 H Marshall	20 4	
						82 H Jacksonville	5 8			101 H Marshall	9 11	
						93 H FGCU	5 6			112 A Mercer	14 7	
						93 H FGCU	6 8			112 A Mercer	3 11	
						93 H FGCU	14 9			121 A Auburn	2 11	
										149 A Alabama St.	14 8	
										212 A Bethune-Cookman	6 3	
										212 A Bethune-Cookman	5 7	
										212 A Bethune-Cookman	5 6	
										212 H Bethune-Cookman	2 1	
										212 H Bethune-Cookman	5 3	
										212 H Bethune-Cookman	15 3	
										223 H Toledo	12 4	
										265 H Western Mich.	2 1	
										265 H Western Mich.	9 0	
										265 H Western Mich.	12 5	
										271 H N.C. Central	16 4	
										271 H N.C. Central	6 4	
										271 H N.C. Central	6 3	
										281 A Jackson St.	3 4	
										281 A Jackson St.	15 2	
										281 A Jackson St.	9 16	
						212 A Bethune-Cookman	5 7			290 A N.C. A&T	22 11	
						212 A Bethune-Cookman	6 3			290 A N.C. A&T	5 3	
						212 A Bethune-Cookman	5 6			290 A N.C. A&T	17 7	
						82 H Jacksonville	5 8			291 A Savannah St.	7 2	
						290 A N.C. A&T	17 7					

**Non-Div. I Games:**

Florida A&M



290	A	N.C.	A&T	5	3
290	A	N.C.	A&T	22	11

RPI	S	Opponent	Score	
291	A	Savannah St.	1	2
291	A	Savannah St.	12	5

Florida A&M

F  
l  
o  
r  
i  
d  
a  
A  
&  
M

F  
l  
o  
r  
i  
d  
a  
A  
&  
M



Average RPI Win: 222		WON-LOST	WINNING	LAST 15	STRENGTH OF		OPP. STRENGTH	TEAM	ADJ	CONF.	ADJ CONF.
Average RPI Loss: 126		RECORD	PCT. RANK	GAMES	SCHEDULE		OF SCHEDULE	RPI	RPI	RPI	RPI
DIV. I ONLY		25-14-0	.64103	53	6-9-0		229	181	146	.50106	146
DIV. I NON-CONF.		20-7-0	.74074	33	1-2-0		294	217	173	.4881	173
TOTALS		RPI 1-25	RPI 26-50		W-L RECORDS		RPI 51-100		RPI 101-150		RPI 150+
25-14-0	0-4-0	0-0-0		OVERALL		2-2-0		1-2-0		22-6-0	
22-5-0	0-0-0	0-0-0		HOME		2-1-0		1-1-0		19-3-0	
3-9-0	0-4-0	0-0-0		AWAY		0-1-0		0-1-0		3-3-0	
0-0-0	0-0-0	0-0-0		NEUTRAL		0-0-0		0-0-0		0-0-0	
20-7-0	0-1-0	0-0-0		NON-CONFERENCE		0-1-0		1-2-0		19-3-0	
18-3-0	0-0-0	0-0-0		HOME		0-0-0		1-1-0		17-2-0	
2-4-0	0-1-0	0-0-		AWAY		0-1-0		0-1-0		2-1-0	
0-0-0	0-0-0	0-0-0		NEUTRAL		0-0-0		0-0-0		0-0-0	
5-7-0	0-3-0	0-0-0		CONFERENCE		2-1-0		0-0-0		3-3-0	
4-2-0	0-0-0	0-0-0		HOME		2-1-0		0-0-0		2-1-0	
1-5-0	0-3-0	0-0-0		AWAY		0-0-0		0-0-0		1-2-0	
0-0-0	0-0-0	0-0-0		NEUTRAL		0-0-0		0-0-0		0-0-0	
RPI S	Opponent	Score	RPI S	Opponent	Score	RPI S	Opponent	Score	RPI S	Opponent	Score
14 A	North Carolina	5 11				78 A	Western Caro.	14 16	136 A	Wofford	9 13
16 A	Coastal Caro.	4 10				84 H	High Point	3 1	136 H	Wofford	1 5
16 A	Coastal Caro.	6 10				84 H	High Point	2 5	136 H	Wofford	5 3
16 A	Coastal Caro.	4 16				84 H	High Point	9 0	167 A	Furman	2 1
									167 H	Furman	6 3
									179 H	Presbyterian	14 0
									179 H	Presbyterian	3 1
									179 H	Presbyterian	0 3
									183 A	Campbell	4 17
									183 A	Campbell	5 0
									183 A	Campbell	4 10
									191 H	James Madison	7 6
									191 H	James Madison	5 4
									191 H	James Madison	8 2
									237 H	Rider	3 2
									237 H	Rider	8 2
									237 H	Rider	6 1
									237 H	Rider	6 2
									239 A	USC Upstate	4 7
									239 H	USC Upstate	0 3
									244 H	Lafayette	6 7
									278 H	Iona	3 2
									278 H	Iona	4 2
									278 H	Iona	9 8
									278 H	Iona	11 1
									290 A	N.C. A&T	1 0
									290 H	N.C. A&T	10 6
			LAST 15 GAMES								
			84 H	High Point	2 5	167 A	Furman	2 1			
			84 H	High Point	3 1	16 A	Coastal Caro.	6 10			
			84 H	High Point	9 0	16 A	Coastal Caro.	4 10			
			239 A	USC Upstate	4 7						
			183 A	Campbell	5 0						

Non-Div. I Games:

Gardner-Webb



183	A	Campbell	4	17
183	A	Campbell	4	10

RPI	S	Opponent	Score	
292	H	Delaware St.	7	1
292	H	Delaware St.	9	0
292	H	Delaware St.	8	0
292	H	Delaware St.	7	6

Gardner-Webb

G  
a  
r  
d  
n  
e  
r  
-  
W  
e  
b  
b

G  
a  
r  
d  
n  
e  
r  
-  
W  
e  
b  
b



Average RPI Win:	200	WON-LOST RECORD	WINNING PCT. RANK	LAST 15 GAMES		STRENGTH OF SCHEDULE	OPP. STRENGTH OF SCHEDULE	TEAM RPI	ADJ RPI	CONF. RPI	ADJ CONF. RPI				
DIV. I ONLY		21-14-0	.684	11-4-0		215	194	147	.50013	147	24	24			
DIV. I NON-CONF.		12-11-0	.52174	2-1-0		216	132	177	.48613	177	25	25			
<hr/>															
TOTALS	RPI 1-25	RPI 26-50		W-L RECORDS		RPI 51-100		RPI 101-150		RPI 150+					
21-14-0	1-1-0	1-1-0		OVERALL		0-3-0		3-3-0		16-6-0					
10-7-0	0-0-0	0-0-0		HOME		0-0-0		1-3-0		9-4-0					
10-4-0	1-1-0	0-0-0		AWAY		0-1-0		2-0-0		7-2-0					
1-3-0	0-0-0	1-1-0		NEUTRAL		0-2-0		0-0-0		0-0-0					
12-11-0	1-1-0	1-1-0		NON-CONFERENCE		0-3-0		3-3-0		7-3-0					
6-5-0	0-0-0	0-0-0		HOME		0-0-0		1-3-0		5-2-0					
5-3-0	1-1-0	0-0-		AWAY		0-1-0		2-0-0		2-1-0					
1-3-0	0-0-0	1-1-0		NEUTRAL		0-2-0		0-0-0		0-0-0					
9-3-0	0-0-0	0-0-0		CONFERENCE		0-0-0		0-0-0		9-3-0					
4-2-0	0-0-0	0-0-0		HOME		0-0-0		0-0-0		4-2-0					
5-1-0	0-0-0	0-0-0		AWAY		0-0-0		0-0-0		5-1-0					
0-0-0	0-0-0	0-0-0		NEUTRAL		0-0-0		0-0-0		0-0-0					
RPI	S	Opponent	Score		RPI	S	Opponent	Score		RPI	S	Opponent	Score		
11	A	Texas Tech	2	14	50	N	New Mexico	2	3	53	A	Arizona	8	11	
11	A	Texas Tech	7	6	50	N	New Mexico	9	6	88	N	San Diego	1	5	
										88	N	San Diego	1	10	
										105	A	Baylor	7	4	
										105	A	Baylor	9	5	
										127	H	SFA	2	8	
										127	H	SFA	7	6	
										127	H	SFA	7	14	
										127	H	SFA	4	5	
										159	H	Utah Valley	7	4	
										159	H	Utah Valley	4	7	
										159	H	Utah Valley	1	6	
										176	A	Grand Canyon	4	3	
										176	A	Grand Canyon	7	6	
										176	A	Grand Canyon	5	4	
										225	A	UC Riverside	2	8	
										225	A	UC Riverside	6	5	
										225	A	UC Riverside	4	2	
										250	A	UTRGV	7	3	
										250	A	UTRGV	12	3	
										250	A	UTRGV	3	9	
										254	H	Towson	9	8	
										254	H	Towson	8	5	
										254	H	Towson	17	3	
										268	H	Maine	1	3	
										268	H	Maine	3	13	
										268	H	Maine	7	3	
										268	H	Maine	3	2	
										286	H	Chicago St.	11	4	
										286	H	Chicago St.	17	5	
<hr/>															
LAST 15 GAMES															
159 H Utah Valley					1	6	250 A UTRGV					7	3	268 H Maine	
159 H Utah Valley					4	7	250 A UTRGV					12	3	268 H Maine	
159 H Utah Valley					7	4	250 A UTRGV					3	9	268 H Maine	
176 A Grand Canyon					7	6								286 H Chicago St.	
176 A Grand Canyon					4	3								286 H Chicago St.	

**Non-Div. I Games:**

New Mexico St.



176	A	Grand Canyon	5	4
50	N	New Mexico	2	3

RPI	S	Opponent	Score	
286	H	Chicago St.	8	2

New Mexico St.

N  
e  
w  
M  
e  
x  
i  
c  
o  
s  
t  
.

N  
e  
w  
M  
e  
x  
i  
c  
o  
s  
t  
.



Average RPI Win: 165		WON-LOST	WINNING	LAST 15	STRENGTH OF		OPP. STRENGTH	TEAM	ADJ		CONF.	ADJ CONF.
Average RPI Loss: 82		RECORD	PCT. RANK	GAMES	SCHEDULE		OF SCHEDULE	RPI	RPI		RPI	RPI
DIV. I ONLY		16-20-0	.44444	184	5-10-0		73	131	148		5	5
DIV. I NON-CONF.		13-11-0	.54167	128	2-1-0		107	223	137		5	5
TOTALS		RPI 1-25	RPI 26-50		W-L RECORDS		RPI 51-100		RPI 101-150		RPI 150+	
16-20-0		0-3-0	1-6-0		OVERALL		1-4-0		8-5-0		6-2-0	
9-11-0		0-0-0	1-3-0		HOME		0-4-0		4-4-0		4-0-0	
5-7-0		0-3-0	0-1-0		AWAY		1-0-0		2-1-0		2-2-0	
2-2-0		0-0-0	0-2-0		NEUTRAL		0-0-0		2-0-0		0-0-0	
13-11-0		0-0-0	1-3-0		NON-CONFERENCE		1-4-0		5-2-0		6-2-0	
8-6-0		0-0-0	1-0-0		HOME		0-4-0		3-2-0		4-0-0	
3-3-0		0-0-0	0-0-		AWAY		1-0-0		0-0-0		2-2-0	
2-2-0		0-0-0	0-2-0		NEUTRAL		0-0-0		2-0-0		0-0-0	
3-9-0		0-3-0	0-3-0		CONFERENCE		0-0-0		3-3-0		0-0-0	
1-5-0		0-0-0	0-3-0		HOME		0-0-0		1-2-0		0-0-0	
2-4-0		0-3-0	0-0-0		AWAY		0-0-0		2-1-0		0-0-0	
0-0-0		0-0-0	0-0-0		NEUTRAL		0-0-0		0-0-0		0-0-0	
RPI S	Opponent	Score	RPI S	Opponent	Score	RPI S	Opponent	Score	RPI S	Opponent	Score	
11 A	Texas Tech	3 10	27 H	Oklahoma St.	4 5	71 H	Oral Roberts	10 14	107 A	West Virginia	8 6	
11 A	Texas Tech	5 6	27 H	Oklahoma St.	1 2	78 H	Western Caro.	2 6	107 A	West Virginia	4 5	
11 A	Texas Tech	4 10	27 H	Oklahoma St.	4 5	78 H	Western Caro.	5 7	107 A	West Virginia	15 2	
			32 A	Creighton	4 5	78 H	Western Caro.	2 10	123 N	Utah	9 2	
			32 H	Creighton	8 2	85 A	Nebraska	4 2	123 N	Utah	20 4	
			44 N	Oregon St.	0 14				127 H	SFA	5 6	
			44 N	Oregon St.	5 7				127 H	SFA	11 5	
									138 H	Texas	3 6	
									138 H	Texas	3 2	
									138 H	Texas	5 12	
									150 H	Milwaukee	7 0	
									150 H	Milwaukee	1 14	
									150 H	Milwaukee	3 1	
									203 H	Omaha	11 3	
									225 A	UC Riverside	3 6	
									225 A	UC Riverside	8 1	
									225 A	UC Riverside	3 6	
									225 A	UC Riverside	1 0	
									282 H	Ark.-Pine Bluff	15 9	
									282 H	Ark.-Pine Bluff	18 8	
									282 H	Ark.-Pine Bluff	13 8	
LAST 15 GAMES												
			107 A	West Virginia	4 5	11 A	Texas Tech	5 6				
			107 A	West Virginia	15 2	11 A	Texas Tech	4 10				
			107 A	West Virginia	8 6	11 A	Texas Tech	3 10				
			138 H	Texas	3 2							
			138 H	Texas	5 12							

Non-Div. I Games:

Kansas St.



138	H	Texas	3	6
85	A	Nebraska	4	2

K  
a  
n  
s  
a  
s  
S  
t  
.

K  
a  
n  
s  
a  
s  
S  
t  
.



Average RPI Win: 251		WON-LOST	WINNING	LAST 15	STRENGTH OF		OPP. STRENGTH	TEAM	ADJ	CONF.	ADJ CONF.				
Average RPI Loss: 105		RECORD	PCT. RANK	GAMES	SCHEDULE		OF SCHEDULE	RPI	RPI	RPI	RPI				
DIV. I ONLY		23-13-0	.63889	54	11-4-0		232	277	149	.50004	149	32	32		
DIV. I NON-CONF.		8-13-0	.38095	211	1-4-0		127	111	194	.47499	194	31	31		
TOTALS		RPI 1-25	RPI 26-50		W-L RECORDS		RPI 51-100		RPI 101-150		RPI 150+				
23-13-0		1-1-0	0-3-0		OVERALL		1-4-0		0-2-0		21-3-0				
15-4-0		1-0-0	0-0-0		HOME		0-1-0		0-1-0		14-2-0				
7-8-0		0-1-0	0-3-0		AWAY		1-3-0		0-1-0		6-0-0				
1-1-0		0-0-0	0-0-0		NEUTRAL		0-0-0		0-0-0		1-1-0				
8-13-0		1-1-0	0-3-0		NON-CONFERENCE		1-4-0		0-2-0		6-3-0				
6-4-0		1-0-0	0-0-0		HOME		0-1-0		0-1-0		5-2-0				
1-8-0		0-1-0	0-0-		AWAY		1-3-0		0-1-0		0-0-0				
1-1-0		0-0-0	0-0-0		NEUTRAL		0-0-0		0-0-0		1-1-0				
15-0-0		0-0-0	0-0-0		CONFERENCE		0-0-0		0-0-0		15-0-0				
9-0-0		0-0-0	0-0-0		HOME		0-0-0		0-0-0		9-0-0				
6-0-0		0-0-0	0-0-0		AWAY		0-0-0		0-0-0		6-0-0				
0-0-0		0-0-0	0-0-0		NEUTRAL		0-0-0		0-0-0		0-0-0				
RPI S	Opponent	Score		RPI S	Opponent	Score		RPI S	Opponent	Score		RPI S	Opponent	Score	
21 A	South Ala.	3	4	34 A	Northwestern St.	0	1	70 A	Jacksonville St.	8	5	121 A	Auburn	0	11
21 H	South Ala.	12	7	34 A	Northwestern St.	4	8	70 A	Jacksonville St.	1	7	145 H	Florida A&M	8	14
				34 A	Northwestern St.	2	4	72 A	Troy	0	8	177 H	Winthrop	11	10
								73 A	Samford	3	13	177 H	Winthrop	5	4
								73 H	Samford	7	18	177 H	Winthrop	9	10
												234 H	Northern Ky.	11	1
												234 H	Northern Ky.	5	8
												234 H	Northern Ky.	7	6
												234 H	Northern Ky.	9	3
												281 A	Jackson St.	7	4
												281 A	Jackson St.	15	4
												281 A	Jackson St.	13	1
												281 H	Jackson St.	7	2
												281 H	Jackson St.	4	3
												281 H	Jackson St.	6	1
												283 N	Bowling Green	11	3
												283 N	Bowling Green	4	7
												284 H	Alcorn	10	0
												284 H	Alcorn	10	0
												284 H	Alcorn	8	1
												298 A	Alabama A&M	17	2
												298 A	Alabama A&M	16	4
												298 A	Alabama A&M	7	3
												300 H	Mississippi Val.	3	0
												300 H	Mississippi Val.	27	2
												300 H	Mississippi Val.	11	3
LAST 15 GAMES				73 A	Samford	3	13	298 A	Alabama A&M	17	2	298 A	Alabama A&M	7	3
				281 A	Jackson St.	13	1	70 A	Jacksonville St.	1	7	300 H	Mississippi Val.	3	0
				281 A	Jackson St.	15	4	72 A	Troy	0	8	300 H	Mississippi Val.	27	2
				281 A	Jackson St.	7	4					300 H	Mississippi Val.	11	3
				21 H	South Ala.	12	7								

Non-Div. I Games:

Alabama St.



298	A	Alabama A&M	7	3
298	A	Alabama A&M	16	4

A  
l  
a  
b  
a  
m  
a  
s  
t  
.

A  
l  
a  
b  
a  
m  
a  
s  
t  
.



Average RPI Win:	187	WON-LOST RECORD	WINNING PCT. RANK	LAST 15 GAMES	STRENGTH OF SCHEDULE	OPP. STRENGTH OF SCHEDULE	TEAM RPI	ADJ RPI	CONF. RPI	ADJ CONF. RPI			
DIV. I ONLY		14-16-0	.46667	174	10-5-0	212	106	150	.4995	150	16	16	
DIV. I NON-CONF.		8-12-0	.4	206	4-1-0	197	66	143	.50104	143	12	12	
<hr/>													
TOTALS	RPI 1-25	RPI 26-50		W-L RECORDS		RPI 51-100		RPI 101-150		RPI 150+			
14-16-0	1-3-0	0-0-0		OVERALL		2-3-0		2-8-0		9-2-0			
2-2-0	0-0-0	0-0-0		HOME		2-2-0		0-0-0		0-0-0			
11-11-0	1-3-0	0-0-0		AWAY		0-1-0		2-5-0		8-2-0			
1-3-0	0-0-0	0-0-0		NEUTRAL		0-0-0		0-3-0		1-0-0			
<hr/>													
8-12-0	1-3-0	0-0-0		NON-CONFERENCE		0-1-0		2-8-0		5-0-0			
0-0-0	0-0-0	0-0-0		HOME		0-0-0		0-0-0		0-0-0			
7-9-0	1-3-0	0-0-		AWAY		0-1-0		2-5-0		4-0-0			
1-3-0	0-0-0	0-0-0		NEUTRAL		0-0-0		0-3-0		1-0-0			
<hr/>													
6-4-0	0-0-0	0-0-0		CONFERENCE		2-2-0		0-0-0		4-2-0			
2-2-0	0-0-0	0-0-0		HOME		2-2-0		0-0-0		0-0-0			
4-2-0	0-0-0	0-0-0		AWAY		0-0-0		0-0-0		4-2-0			
0-0-0	0-0-0	0-0-0		NEUTRAL		0-0-0		0-0-0		0-0-0			
<hr/>													
RPI S	Opponent	Score		RPI S	Opponent	Score		RPI S	Opponent	Score			
11 A	Texas Tech	3	12			63 H	Wright St.	2	9	103 N	Kent St.	6	7
11 A	Texas Tech	0	12			63 H	Wright St.	2	0	129 N	Ball St.	5	11
11 A	Texas Tech	1	9			87 H	Valparaiso	3	7	129 N	Ball St.	3	9
11 A	Texas Tech	10	3			87 H	Valparaiso	6	5	140 A	Arkansas St.	9	2
						100 A	Iowa	1	9	140 A	Arkansas St.	3	13
										140 A	Arkansas St.	4	7
										140 A	Arkansas St.	1	8
										148 A	Kansas St.	0	7
										148 A	Kansas St.	1	3
										148 A	Kansas St.	14	1
										187 A	Ill.-Chicago	5	6
										187 A	Ill.-Chicago	7	2
										187 A	Ill.-Chicago	3	10
										212 N	Bethune-Cookman	11	0
										235 A	Youngstown St.	10	3
										235 A	Youngstown St.	22	3
										235 A	Youngstown St.	1	0
										258 A	Illinois St.	4	3
										258 A	Illinois St.	8	5
										258 A	Illinois St.	4	1
										286 A	Chicago St.	12	9
LAST 15 GAMES													
187 A	Ill.-Chicago	5	6	87 H	Valparaiso	6	5						
187 A	Ill.-Chicago	3	10	87 H	Valparaiso	3	7						
187 A	Ill.-Chicago	7	2	235 A	Youngstown St.	1	0						
286 A	Chicago St.	12	9										
63 H	Wright St.	2	9										

Non-Div. I Games:

Milwaukee



63	H	Wright St.	2	0
100	A	Iowa	1	9

M  
i  
l  
w  
a  
u  
k  
e  
e

M  
i  
l  
w  
a  
u  
k  
e  
e



S  
a  
n  
F  
r  
a  
n  
c  
i  
s  
c  
o

San Francisco



109 A Loyola Marymount	4	3
109 A Loyola Marymount	4	13

S  
a  
n  
F  
r  
a  
n  
c  
i  
s  
c  
o

S  
a  
n  
F  
r  
a  
n  
c  
i  
s  
c  
o



Average RPI Win:	168	WON-LOST RECORD	WINNING PCT. RANK	LAST 15 GAMES	STRENGTH OF SCHEDULE	OPP. STRENGTH OF SCHEDULE	TEAM RPI	ADJ RPI	CONF. RPI	ADJ CONF. RPI		
DIV. I ONLY		20-14-0	.58824	91	10-5-0	241	52	152	.49871	152	6	7
DIV. I NON-CONF.		14-11-0	.56	111	4-2-0	203	72	140	.505	140	6	6
<hr/>												
TOTALS	RPI 1-25	RPI 26-50		W-L RECORDS		RPI 51-100		RPI 101-150		RPI 150+		
20-14-0	0-0-0	0-3-0		OVERALL		8-7-0		3-3-0		9-1-0		
13-5-0	0-0-0	0-0-0		HOME		5-3-0		1-1-0		7-1-0		
5-7-0	0-0-0	0-3-0		AWAY		3-4-0		2-0-0		0-0-0		
2-2-0	0-0-0	0-0-0		NEUTRAL		0-0-0		0-2-0		2-0-0		
14-11-0	0-0-0	0-3-0		NON-CONFERENCE		5-4-0		3-3-0		6-1-0		
8-4-0	0-0-0	0-0-0		HOME		3-2-0		1-1-0		4-1-0		
4-5-0	0-0-0	0-0-		AWAY		2-2-0		2-0-0		0-0-0		
2-2-0	0-0-0	0-0-0		NEUTRAL		0-0-0		0-2-0		2-0-0		
6-3-0	0-0-0	0-0-0		CONFERENCE		3-3-0		0-0-0		3-0-0		
5-1-0	0-0-0	0-0-0		HOME		2-1-0		0-0-0		3-0-0		
1-2-0	0-0-0	0-0-0		AWAY		1-2-0		0-0-0		0-0-0		
0-0-0	0-0-0	0-0-0		NEUTRAL		0-0-0		0-0-0		0-0-0		
RPI	S	Opponent	Score	RPI	S	Opponent	Score	RPI	S	Opponent	Score	
47	A	Cal St. Fullerton	3 8	61	A	Rutgers	2 3	119	A	Cincinnati	7 3	
47	A	Cal St. Fullerton	1 6	61	A	Rutgers	1 7	119	H	Cincinnati	0 5	
47	A	Cal St. Fullerton	2 3	61	A	Rutgers	9 2	122	A	Evansville	7 6	
				78	H	Western Caro.	3 2	125	N	Seton Hall	2 7	
				78	H	Western Caro.	1 4	125	N	Seton Hall	4 6	
				78	H	Western Caro.	9 1	129	H	Ball St.	4 3	
				95	A	Indiana St.	7 5	223	H	Toledo	9 6	
				95	H	Indiana St.	1 5	223	H	Toledo	1 3	
				95	H	Indiana St.	5 3	223	H	Toledo	5 1	
				99	A	Middle Tenn.	4 5	223	H	Toledo	8 0	
				99	A	Middle Tenn.	14 4	258	N	Illinois St.	14 1	
				99	A	Middle Tenn.	2 3	266	H	Purdue	10 9	
				100	H	Iowa	7 1	266	H	Purdue	3 2	
				100	H	Iowa	8 2	266	H	Purdue	7 6	
				100	H	Iowa	5 6	277	H	Butler	27 1	
								277	N	Butler	2 1	
LAST 15 GAMES												
100	H	Iowa	5 6	119	A	Cincinnati	7 3					
100	H	Iowa	8 2	61	A	Rutgers	9 2					
100	H	Iowa	7 1	61	A	Rutgers	2 3					
129	H	Ball St.	4 3									
266	H	Purdue	7 6									

Non-Div. I Games:

Indiana



266 H Purdue	3	2
266 H Purdue	10	9

I  
n  
d  
i  
a  
n  
a

I  
n  
d  
i  
a  
n  
a



Average RPI Win: 194		WON-LOST	WINNING	LAST 15	STRENGTH OF		OPP. STRENGTH	TEAM	ADJ	CONF.	ADJ CONF.
Average RPI Loss: 157		RECORD	PCT. RANK	GAMES	SCHEDULE		OF SCHEDULE	RPI	RPI	RPI	RPI
DIV. I ONLY		14-18-0	.4375	193	11-4-0		153	255	153	.49859	153
DIV. I NON-CONF.		4-16-0	.2	281	1-2-0		137	280	247	.44378	247
TOTALS		RPI 1-25	RPI 26-50		W-L RECORDS		RPI 51-100		RPI 101-150		RPI 150+
14-18-0	0-0-0	0-3-0		OVERALL		3-1-0		0-0-0		11-14-0	
7-0-0	0-0-0	0-0-0		HOME		3-0-0		0-0-0		4-0-0	
7-18-0	0-0-0	0-3-0		AWAY		0-1-0		0-0-0		7-14-0	
0-0-0	0-0-0	0-0-0		NEUTRAL		0-0-0		0-0-0		0-0-0	
4-16-0	0-0-0	0-3-0		NON-CONFERENCE		0-1-0		0-0-0		4-12-0	
1-0-0	0-0-0	0-0-0		HOME		0-0-0		0-0-0		1-0-0	
3-16-0	0-0-0	0-0-		AWAY		0-1-0		0-0-0		3-12-0	
0-0-0	0-0-0	0-0-0		NEUTRAL		0-0-0		0-0-0		0-0-0	
10-2-0	0-0-0	0-0-0		CONFERENCE		3-0-0		0-0-0		7-2-0	
6-0-0	0-0-0	0-0-0		HOME		3-0-0		0-0-0		3-0-0	
4-2-0	0-0-0	0-0-0		AWAY		0-0-0		0-0-0		4-2-0	
0-0-0	0-0-0	0-0-0		NEUTRAL		0-0-0		0-0-0		0-0-0	
RPI S	Opponent	Score	RPI S	Opponent	Score	RPI S	Opponent	Score	RPI S	Opponent	Score
39 A	UNCG	9 10	39 A	UNCG	4 19	74 H	Hartford	5 3	154 A	Delaware	2 4
39 A	UNCG		39 A	UNCG		74 H	Hartford	10 9	154 A	Delaware	7 9
39 A	UNCG	2 5				74 H	Hartford	12 1	154 A	Delaware	2 13
						92 A	Penn St.	2 5	154 A	Delaware	4 5
									171 A	UMass Lowell	7 8
									171 A	UMass Lowell	1 2
									171 A	UMass Lowell	5 0
									174 A	Houston Baptist	11 9
									174 A	Houston Baptist	3 4
									174 A	Houston Baptist	4 11
									174 A	Houston Baptist	5 8
									197 A	Cornell	2 3
									209 H	Albany (NY)	9 4
									209 H	Albany (NY)	7 4
									209 H	Albany (NY)	8 6
									233 A	VMI	9 15
									233 A	VMI	15 10
									233 A	VMI	1 2
									236 A	Penn	2 6
									236 A	Penn	0 1
									236 A	Penn	7 0
									249 H	Bucknell	14 2
									268 A	Maine	8 1
									268 A	Maine	6 1
									268 A	Maine	2 0
LAST 15 GAMES			74 H	Hartford	10 9	209 H	Albany (NY)	8 6	249 H	Bucknell	14 2
			74 H	Hartford	12 1	209 H	Albany (NY)	9 4	268 A	Maine	8 1
			74 H	Hartford	5 3	209 H	Albany (NY)	7 4	268 A	Maine	6 1
			197 A	Cornell	2 3						
			171 A	UMass Lowell	7 8						

Non-Div. I Games:

Binghamton



171 A UMass Lowell	1	2
171 A UMass Lowell	5	0

B  
i  
n  
g  
h  
a  
m  
t  
o  
n

B  
i  
n  
g  
h  
a  
m  
t  
o  
n



D  
e  
l  
a  
w  
a  
r  
e

**Non-Div. I Games:**



213	A	Hofstra	8	4
276	A	La Salle	4	2

RPI	S	Opponent	Score	
292	H	Delaware St.	8	3

Delaware

D  
e  
l  
a  
w  
a  
r  
e

D  
e  
l  
a  
w  
a  
r  
e



Average RPI Win:	127	WON-LOST	WINNING	LAST 15	STRENGTH OF	OPP. STRENGTH	TEAM	ADJ	CONF.	ADJ CONF.		
Average RPI Loss:	115	RECORD	PCT. RANK	GAMES	SCHEDULE	OF SCHEDULE	RPI	RPI	RPI	RPI		
DIV. I ONLY		12-20-0	.375	232	5-9-0	35	199	155	.49791	155	3	3
DIV. I NON-CONF.		7-10-0	.41176	199	0-1-0	77	290	184	.47943	183	3	3
<hr/>												
TOTALS	RPI 1-25	RPI 26-50		W-L RECORDS		RPI 51-100		RPI 101-150		RPI 150+		
12-20-0	0-0-0	2-2-0		OVERALL		3-9-0		3-1-0		4-8-0		
7-7-0	0-0-0	2-1-0		HOME		1-2-0		3-1-0		1-3-0		
3-12-0	0-0-0	0-1-0		AWAY		2-7-0		0-0-0		1-4-0		
2-1-0	0-0-0	0-0-0		NEUTRAL		0-0-0		0-0-0		2-1-0		
7-10-0	0-0-0	0-1-0		NON-CONFERENCE		0-0-0		3-1-0		4-8-0		
4-4-0	0-0-0	0-0-0		HOME		0-0-0		3-1-0		1-3-0		
1-5-0	0-0-0	0-0-		AWAY		0-0-0		0-0-0		1-4-0		
2-1-0	0-0-0	0-0-0		NEUTRAL		0-0-0		0-0-0		2-1-0		
5-10-0	0-0-0	2-1-0		CONFERENCE		3-9-0		0-0-0		0-0-0		
3-3-0	0-0-0	2-1-0		HOME		1-2-0		0-0-0		0-0-0		
2-7-0	0-0-0	0-0-0		AWAY		2-7-0		0-0-0		0-0-0		
0-0-0	0-0-0	0-0-0		NEUTRAL		0-0-0		0-0-0		0-0-0		
<hr/>												
RPI	S	Opponent	Score	RPI	S	Opponent	Score	RPI	S	Opponent	Score	
				43	A	Gonzaga	0 8	53	A	Arizona	0 8	
				44	H	Oregon St.	7 5	53	A	Arizona	6 2	
				44	H	Oregon St.	8 3	53	A	Arizona	3 7	
				44	H	Oregon St.	3 12	66	A	Stanford	1 6	
								66	A	Stanford	5 2	
								66	A	Stanford	0 5	
								86	A	UCLA	5 6	
								86	A	UCLA	2 5	
								86	A	UCLA	2 11	
								98	H	Arizona St.	1 10	
								98	H	Arizona St.	9 3	
								98	H	Arizona St.	3 18	

Non-Div. I Games:

Washington St.



53	A	Arizona	0	8
43	A	Gonzaga	0	8

W  
a  
s  
h  
i  
n  
g  
t  
o  
n  
s  
t  
.

W  
a  
s  
h  
i  
n  
g  
t  
o  
n  
s  
t  
.



Average RPI Win: 206		WON-LOST	WINNING	LAST 15	STRENGTH OF		OPP. STRENGTH	TEAM	ADJ		CONF.	ADJ CONF.
Average RPI Loss: 145		RECORD	PCT. RANK	GAMES	SCHEDULE		OF SCHEDULE	RPI	RPI		RPI	RPI
DIV. I ONLY		17-13-0	.56667	106	7-8-0		257	139	156		.49652	156
DIV. I NON-CONF.		9-6-0	.6	88	3-2-0		237	274	141		.50426	141
TOTALS		RPI 1-25	RPI 26-50		W-L RECORDS		RPI 51-100		RPI 101-150		RPI 150+	
17-13-0		0-0-0	0-0-0		OVERALL		0-5-0		2-0-0		15-8-0	
9-1-0		0-0-0	0-0-0		HOME		0-0-0		2-0-0		7-1-0	
5-10-0		0-0-0	0-0-0		AWAY		0-5-0		0-0-0		5-5-0	
3-2-0		0-0-0	0-0-0		NEUTRAL		0-0-0		0-0-0		3-2-0	
9-6-0		0-0-0	0-0-0		NON-CONFERENCE		0-2-0		0-0-0		9-4-0	
2-1-0		0-0-0	0-0-0		HOME		0-0-0		0-0-0		2-1-0	
4-3-0		0-0-0	0-0-		AWAY		0-2-0		0-0-0		4-1-0	
3-2-0		0-0-0	0-0-0		NEUTRAL		0-0-0		0-0-0		3-2-0	
8-7-0		0-0-0	0-0-0		CONFERENCE		0-3-0		2-0-0		6-4-0	
7-0-0		0-0-0	0-0-0		HOME		0-0-0		2-0-0		5-0-0	
1-7-0		0-0-0	0-0-0		AWAY		0-3-0		0-0-0		1-4-0	
0-0-0		0-0-0	0-0-0		NEUTRAL		0-0-0		0-0-0		0-0-0	
RPI S	Opponent	Score	RPI S	Opponent	Score	RPI S	Opponent	Score	RPI S	Opponent	Score	
						60 A	Fresno St.	1 14	142 H	Nevada	5 2	
						60 A	Fresno St.	3 6	142 H	Nevada	18 4	
						60 A	Fresno St.	1 5	161 N	Navy	1 3	
						100 A	Iowa	7 9	161 N	Navy	0 5	
						100 A	Iowa	2 22	161 N	Navy	10 5	
									172 A	UNLV	2 7	
									172 A	UNLV	6 7	
									172 A	UNLV	0 1	
									186 N	Marist	8 4	
									188 A	Davidson	9 4	
									189 H	San Diego St.	17 13	
									193 A	San Jose St.	5 9	
									193 A	San Jose St.	7 2	
									193 H	San Jose St.	13 7	
									193 H	San Jose St.	9 3	
									193 H	San Jose St.	8 7	
									193 H	San Jose St.	12 4	
									203 H	Omaha	18 10	
									203 H	Omaha	3 12	
									240 N	Buffalo	13 0	
									269 A	Northern Colo.	14 4	
									269 H	Northern Colo.	14 7	
						172 A	UNLV	6 7	273 A	UC Davis	5 2	
						172 A	UNLV	2 7	273 A	UC Davis	9 8	
						172 A	UNLV	0 1	273 A	UC Davis	2 6	
						100 A	Iowa	2 22				
						100 A	Iowa	7 9				

Non-Div. I Games: Adams St. 13 1

Air Force



193 H San Jose St.	8	7
193 H San Jose St.	12	4

A  
i  
r  
F  
o  
r  
c  
e

A  
i  
r  
F  
o  
r  
c  
e



Average RPI Win: 113		WON-LOST	WINNING	LAST 15	STRENGTH OF		OPP. STRENGTH	TEAM	ADJ	CONF.	ADJ CONF.
Average RPI Loss: 122		RECORD	PCT. RANK	GAMES	SCHEDULE		OF SCHEDULE	RPI	RPI	RPI	RPI
DIV. I ONLY		16-18-0	.47059	170	7-8-0		119	65	157	.49609	157
DIV. I NON-CONF.		12-10-0	.54545	123	4-2-0		86	90	109	.52594	109
TOTALS		RPI 1-25	RPI 26-50		W-L RECORDS		RPI 51-100		RPI 101-150		RPI 150+
16-18-0	0-0-0	5-3-0		OVERALL		2-4-0		2-4-0		7-7-0	
11-11-0	0-0-0	5-3-0		HOME		0-0-0		2-3-0		4-5-0	
5-7-0	0-0-0	0-0-0		AWAY		2-4-0		0-1-0		3-2-0	
0-0-0	0-0-0	0-0-0		NEUTRAL		0-0-0		0-0-0		0-0-0	
12-10-0	0-0-0	4-1-0		NON-CONFERENCE		1-2-0		1-2-0		6-5-0	
8-5-0	0-0-0	4-1-0		HOME		0-0-0		1-1-0		3-3-0	
4-5-0	0-0-0	0-0-		AWAY		1-2-0		0-1-0		3-2-0	
0-0-0	0-0-0	0-0-0		NEUTRAL		0-0-0		0-0-0		0-0-0	
4-8-0	0-0-0	1-2-0		CONFERENCE		1-2-0		1-2-0		1-2-0	
3-6-0	0-0-0	1-2-0		HOME		0-0-0		1-2-0		1-2-0	
1-2-0	0-0-0	0-0-0		AWAY		1-2-0		0-0-0		0-0-0	
0-0-0	0-0-0	0-0-0		NEUTRAL		0-0-0		0-0-0		0-0-0	
RPI S	Opponent	Score	RPI S	Opponent	Score	RPI S	Opponent	Score	RPI S	Opponent	Score
			28 H	Michigan	5 3	55 A	Washington	2 1	106 H	Pepperdine	7 10
			35 H	St. Mary's (CA)	5 7	55 A	Washington	9 10	106 H	Pepperdine	1 7
			35 H	St. Mary's (CA)	0 1	55 A	Washington	1 4	106 H	Pepperdine	5 4
			35 H	St. Mary's (CA)	13 9	88 A	San Diego	4 9	108 H	Cal Poly	10 1
			41 H	Notre Dame	2 0	88 A	San Diego	1 7	142 A	Nevada	2 14
			41 H	Notre Dame	4 2	88 A	San Diego	7 5	143 H	Saint Joseph's	9 11
			41 H	Notre Dame	0 5				151 H	San Francisco	2 5
			50 H	New Mexico	13 7				151 H	San Francisco	3 6
									151 H	San Francisco	2 0
									159 H	Utah Valley	9 2
									171 H	UMass Lowell	3 4
									171 H	UMass Lowell	0 3
									171 H	UMass Lowell	7 1
									193 A	San Jose St.	7 4
									193 H	San Jose St.	8 5
									196 A	Hawaii	2 3
									196 A	Hawaii	1 8
									196 A	Hawaii	3 1
									196 A	Hawaii	5 4
									273 H	UC Davis	0 8
			LAST 15 GAMES								
			88 A	San Diego	7 5	108 H	Cal Poly	10 1			
			88 A	San Diego	1 7	35 H	St. Mary's (CA)	13 9			
			88 A	San Diego	4 9	35 H	St. Mary's (CA)	0 1			
			50 H	New Mexico	13 7						
			106 H	Pepperdine	5 4						

Non-Div. I Games:

Santa Clara



106 H Pepperdine	7	10
106 H Pepperdine	1	7

S  
a  
n  
t  
a  
C  
l  
a  
r  
a

S  
a  
n  
t  
a  
C  
l  
a  
r  
a



Average RPI Win:	217	WON-LOST	WINNING	LAST 15	STRENGTH OF	OPP. STRENGTH	TEAM	ADJ	CONF.	ADJ CONF.	
Average RPI Loss:	141	RECORD	PCT. RANK	GAMES	SCHEDULE	OF SCHEDULE	RPI	RPI	RPI	RPI	
DIV. I ONLY	17-14-0	.54839	116	10-5-0	225	217	158	.49446	158	21	21
DIV. I NON-CONF.	10-11-0	.47619	162	4-3-0	264	218	212	.4642	211	22	22
<hr/>											
TOTALS	RPI 1-25	RPI 26-50		W-L RECORDS		RPI 51-100		RPI 101-150		RPI 150+	
17-14-0	0-0-0	0-3-0		OVERALL		2-1-0		0-4-0		15-6-0	
11-1-0	0-0-0	0-0-0		HOME		0-0-0		0-0-0		11-1-0	
5-11-0	0-0-0	0-3-0		AWAY		2-1-0		0-4-0		3-3-0	
1-2-0	0-0-0	0-0-0		NEUTRAL		0-0-0		0-0-0		1-2-0	
10-11-0	0-0-0	0-3-0		NON-CONFERENCE		0-0-0		0-4-0		10-4-0	
7-0-0	0-0-0	0-0-0		HOME		0-0-0		0-0-0		7-0-0	
2-9-0	0-0-0	0-0-		AWAY		0-0-0		0-4-0		2-2-0	
1-2-0	0-0-0	0-0-0		NEUTRAL		0-0-0		0-0-0		1-2-0	
7-3-0	0-0-0	0-0-0		CONFERENCE		2-1-0		0-0-0		5-2-0	
4-1-0	0-0-0	0-0-0		HOME		0-0-0		0-0-0		4-1-0	
3-2-0	0-0-0	0-0-0		AWAY		2-1-0		0-0-0		1-1-0	
0-0-0	0-0-0	0-0-0		NEUTRAL		0-0-0		0-0-0		0-0-0	
RPI	S	Opponent	Score	RPI	S	Opponent	Score	RPI	S	Opponent	Score
				32	A	Creighton	4 5	74	A	Hartford	9 0
				32	A	Creighton	0 4	74	A	Hartford	2 0
				32	A	Creighton	0 4	74	A	Hartford	5 9
										105	A
										Baylor	5 6
										105	A
										Baylor	2 16
										105	A
										Baylor	4 20
										136	A
										Wofford	8 9
										166	H
										Sacred Heart	4 2
										171	H
										UMass Lowell	5 0
										171	H
										UMass Lowell	5 3
										171	H
										UMass Lowell	1 2
										201	A
										Elon	4 1
										206	A
										Fordham	1 6
										208	A
										UMBC	1 2
										208	A
										UMBC	15 10
										215	H
										Manhattan	8 2
										239	A
										USC Upstate	6 8
										241	N
										Dayton	11 6
										247	N
										Appalachian St.	0 4
										255	H
										NYIT	5 1
										261	H
										Villanova	8 3
										262	A
										LIU Brooklyn	8 1
										268	H
										Maine	11 0
										268	H
										Maine	2 1
										278	H
										Iona	15 4
										278	H
										Iona	11 2
										283	N
										Bowling Green	4 5
										295	H
										Saint Peter's	7 3
<hr/>											
LAST 15 GAMES				LAST 15 GAMES				LAST 15 GAMES			
				171	H	UMass Lowell	5 3	215	H	Manhattan	8 2
				171	H	UMass Lowell	5 0	278	H	Iona	15 4
				171	H	UMass Lowell	1 2	268	H	Maine	2 1
				262	A	LIU Brooklyn	8 1				
				74	A	Hartford	2 0				

Non-Div. I Games:

Stony Brook



74 A Hartford	5	9
74 A Hartford	9	0

S  
t  
o  
n  
y  
B  
r  
o  
o  
k

S  
t  
o  
n  
y  
B  
r  
o  
o  
k







269	H	Northern Colo.	4	2
123	H	Utah	10	4

RPI	S	Opponent	Score	
273	N	UC Davis	0	2
273	N	UC Davis	10	8

Utah Valley

U  
t  
a  
h  
V  
a  
l  
l  
e  
y

U  
t  
a  
h  
V  
a  
l  
l  
e  
y



[illegible]

**Non-Div. I Games:**

Texas St.



Texas St.

142	H	Nevada	6	17
142	H	Nevada	3	6

Through Games Of April 17, 2016

RPI	S	Opponent	Score	
263	H	Incarnate Word	22	5
263	H	Incarnate Word	5	4

Texas St.

T  
e  
x  
a  
s  
S  
t  
.

T  
e  
x  
a  
s  
S  
t  
.







244	A	Lafayette	8	4
244	A	Lafayette	7	0

RPI	S	Opponent	Score	
272	H	Lehigh	3	0
290	A	N.C. A&T	14	8
290	A	N.C. A&T	6	1
290	A	N.C. A&T	11	4
292	A	Delaware St.	16	4
292	H	Delaware St.	20	4
294	A	UMES	16	4
294	H	UMES	11	2

Navy

N  
a  
v  
y

N  
a  
v  
y



Average RPI Win:		191	WON-LOST RECORD		WINNING PCT. RANK	LAST 15 GAMES	STRENGTH OF SCHEDULE		OPP. STRENGTH OF SCHEDULE	TEAM RPI	ADJ RPI	CONF. RPI	ADJ CONF. RPI
Average RPI Loss:		124	16-20-0		.44444 184	6-8-0	132		224	162	.49354 162	19	19
DIV. I ONLY			13-17-0		.43333 187	3-5-0	128		236	160	.49647 160	17	17
DIV. I NON-CONF.													
TOTALS		RPI 1-25	RPI 26-50		W-L RECORDS		RPI 51-100		RPI 101-150		RPI 150+		
16-20-0		1-2-0	0-4-0		OVERALL		1-3-0		2-4-0		12-7-0		
6-5-0		0-0-0	0-0-0		HOME		1-3-0		0-0-0		5-2-0		
6-13-0		1-2-0	0-4-0		AWAY		0-0-0		2-4-0		3-3-0		
4-2-0		0-0-0	0-0-0		NEUTRAL		0-0-0		0-0-0		4-2-0		
13-17-0		1-2-0	0-4-0		NON-CONFERENCE		1-3-0		1-2-0		10-6-0		
4-4-0		0-0-0	0-0-0		HOME		1-3-0		0-0-0		3-1-0		
5-11-0		1-2-0	0-0-0		AWAY		0-0-0		1-2-0		3-3-0		
4-2-0		0-0-0	0-0-0		NEUTRAL		0-0-0		0-0-0		4-2-0		
3-3-0		0-0-0	0-0-0		CONFERENCE		0-0-0		1-2-0		2-1-0		
2-1-0		0-0-0	0-0-0		HOME		0-0-0		0-0-0		2-1-0		
1-2-0		0-0-0	0-0-0		AWAY		0-0-0		1-2-0		0-0-0		
0-0-0		0-0-0	0-0-0		NEUTRAL		0-0-0		0-0-0		0-0-0		
RPI S	Opponent	Score	RPI S	Opponent	Score	RPI S	Opponent	Score	RPI S	Opponent	Score		
23 A	Fla. Atlantic	13 11	39 A	UNCG	9 17	77 H	Princeton	4 3	134 A	St. John's (NY)	10 13		
23 A	Fla. Atlantic	2 14	39 A	UNCG	4 5	77 H	Princeton	0 4	134 A	St. John's (NY)	4 5		
23 A	Fla. Atlantic	0 6	39 A	UNCG	4 8	77 H	Princeton	3 7	134 A	St. John's (NY)	10 3		
			49 A	Wake Forest	1 3	77 H	Princeton	4 8	137 A	William & Mary	9 10		
									137 A	William & Mary	2 16		
									137 A	William & Mary	8 6		
									161 H	Navy	5 6		
									180 H	Xavier	4 3		
									180 H	Xavier	9 1		
									180 H	Xavier	5 8		
									188 A	Davidson	8 12		
									188 A	Davidson	5 3		
									188 A	Davidson	3 9		
									208 H	UMBC	1 0		
									208 N	UMBC	6 5		
									210 A	George Washington	3 2		
									220 H	Yale	5 4		
									233 N	VMI	0 4		
									236 N	Penn	11 6		
									236 N	Penn	9 1		
									236 N	Penn	4 2		
									265 N	Western Mich.	5 12		
									285 A	George Mason	1 2		
									285 H	George Mason	12 5		
									299 A	Coppin St.	5 4		
			LAST 15 GAMES										
			180 H	Xavier	4 3	161 H	Navy	5 6					
			180 H	Xavier	9 1	137 A	William & Mary	2 16					
			180 H	Xavier	5 8	137 A	William & Mary	9 10					
			285 H	George Mason	12 5								
			134 A	St. John's (NY)	4 5								

Non-Div. I Games: Moravian 8 1

Georgetown



134 A St. John's (NY)	10	13
134 A St. John's (NY)	10	3

G  
e  
o  
r  
g  
e  
t  
o  
w  
n

G  
e  
o  
r  
g  
e  
t  
o  
w  
n



Average RPI Win:		214	WON-LOST RECORD		WINNING PCT. RANK		LAST 15 GAMES		STRENGTH OF SCHEDULE		OPP. STRENGTH OF SCHEDULE		TEAM RPI		ADJ RPI		CONF. RPI		ADJ CONF. RPI			
Average RPI Loss:		86																				
DIV. I ONLY			17-18-0		.48571 159		1-0-0		120		125		163		.49321 163		18		18			
DIV. I NON-CONF.			16-13-0		.55172 118		1-0-0		142		150		163		.49428 163		18		18			
TOTALS		RPI 1-25		RPI 26-50		W-L RECORDS		RPI 51-100		RPI 101-150		RPI 150+										
17-18-0		0-4-0		0-3-0		OVERALL		1-6-0		0-0-0		16-5-0										
14-9-0		0-0-0		0-3-0		HOME		0-1-0		0-0-0		14-5-0										
3-9-0		0-4-0		0-0-0		AWAY		1-5-0		0-0-0		2-0-0										
0-0-0		0-0-0		0-0-0		NEUTRAL		0-0-0		0-0-0		0-0-0										
16-13-0		0-4-0		0-3-0		NON-CONFERENCE		0-1-0		0-0-0		16-5-0										
14-9-0		0-0-0		0-3-0		HOME		0-1-0		0-0-0		14-5-0										
2-4-0		0-4-0		0-0-		AWAY		0-0-0		0-0-0		2-0-0										
0-0-0		0-0-0		0-0-0		NEUTRAL		0-0-0		0-0-0		0-0-0										
1-5-0		0-0-0		0-0-0		CONFERENCE		1-5-0		0-0-0		0-0-0										
0-0-0		0-0-0		0-0-0		HOME		0-0-0		0-0-0		0-0-0										
1-5-0		0-0-0		0-0-0		AWAY		1-5-0		0-0-0		0-0-0										
0-0-0		0-0-0		0-0-0		NEUTRAL		0-0-0		0-0-0		0-0-0										
RPI	S	Opponent		Score		RPI	S	Opponent		Score		RPI	S	Opponent		Score						
2	A	Miami (FL)		2	4	32	H	Creighton		1	5	76	A	North Florida		2	6	154	H	Delaware	1	6
16	A	Coastal Caro.		5	17	32	H	Creighton		5	7	76	A	North Florida		0	5	154	H	Delaware	5	2
16	A	Coastal Caro.		2	12	32	H	Creighton		1	4	76	A	North Florida		3	5	154	H	Delaware	10	12
16	A	Coastal Caro.		2	11							93	A	FGCU		2	4	170	A	FIU	8	5
												93	A	FGCU		6	11	177	H	Winthrop	5	4
												93	A	FGCU		5	3	177	H	Winthrop	2	1
												96	H	Illinois		1	4	177	H	Winthrop	4	6
																		181	H	South Fla.	5	1
																		181	H	South Fla.	2	3
																		212	A	Bethune-Cookman	11	2
																		218	H	The Citadel	11	5
																		218	H	The Citadel	7	0
																		218	H	The Citadel	3	1
																		231	H	Dartmouth	1	2
																		245	H	Siena	13	6
																		245	H	Siena	5	3
																		261	H	Villanova	5	1
																		264	H	Central Mich.	4	3
																		268	H	Maine	6	4
																		268	H	Maine	7	6
																		268	H	Maine	5	1
LAST 15 GAMES																						
				181	H	South Fla.		5	1	218	H	The Citadel		11	5							
				76	A	North Florida		0	5	218	H	The Citadel		7	0							
				76	A	North Florida		3	5	218	H	The Citadel		3	1							
				76	A	North Florida		2	6													
				93	A	FGCU		5	3													

Non-Div. I Games:

Stetson



93 A FGCU	2	4
93 A FGCU	6	11

S  
t  
e  
t  
s  
o  
n

S  
t  
e  
t  
s  
o  
n



Average RPI Win:	203	WON-LOST	WINNING	LAST 15	STRENGTH OF	OPP. STRENGTH	TEAM	ADJ	CONF.	ADJ CONF.	
Average RPI Loss:	174	RECORD	PCT. RANK	GAMES	SCHEDULE	OF SCHEDULE	RPI	RPI	RPI	RPI	
DIV. I ONLY	15-16-0	.48387	162	5-8-0	195	257	164	.49286	164	22	22
DIV. I NON-CONF.	10-6-0	.625	76	1-0-0	126	265	79	.54378	79	23	23
<hr/>											
TOTALS	RPI 1-25	RPI 26-50		W-L RECORDS		RPI 51-100		RPI 101-150		RPI 150+	
15-16-0	0-0-0	0-1-0		OVERALL		4-4-0		0-0-0		11-11-0	
4-0-0	0-0-0	0-0-0		HOME		0-0-0		0-0-0		4-0-0	
8-11-0	0-0-0	0-0-0		AWAY		3-4-0		0-0-0		5-7-0	
3-5-0	0-0-0	0-1-0		NEUTRAL		1-0-0		0-0-0		2-4-0	
<hr/>											
10-6-0	0-0-0	0-1-0		NON-CONFERENCE		4-1-0		0-0-0		6-4-0	
1-0-0	0-0-0	0-0-0		HOME		0-0-0		0-0-0		1-0-0	
6-1-0	0-0-0	0-0-		AWAY		3-1-0		0-0-0		3-0-0	
3-5-0	0-0-0	0-1-0		NEUTRAL		1-0-0		0-0-0		2-4-0	
<hr/>											
5-10-0	0-0-0	0-0-0		CONFERENCE		0-3-0		0-0-0		5-7-0	
3-0-0	0-0-0	0-0-0		HOME		0-0-0		0-0-0		3-0-0	
2-10-0	0-0-0	0-0-0		AWAY		0-3-0		0-0-0		2-7-0	
0-0-0	0-0-0	0-0-0		NEUTRAL		0-0-0		0-0-0		0-0-0	
<hr/>											
RPI	S	Opponent	Score	RPI	S	Opponent	Score	RPI	S	Opponent	Score
				46	N	Michigan St.	5 9	51	A	Lamar	6 7
								51	A	Lamar	7 6
								51	A	Lamar	3 0
								51	A	Lamar	7 5
								71	A	Oral Roberts	3 10
								71	A	Oral Roberts	3 6
								71	A	Oral Roberts	6 8
								81	N	Boston College	4 2
										199	A South Dakota St.
										7	14
										199	A South Dakota St.
										3	11
										199	A South Dakota St.
										2	5
										203	A Omaha
										8	9
										203	A Omaha
										2	1
										203	A Omaha
										2	12
										221	N St. Bonaventure
										0	2
										221	N St. Bonaventure
										1	6
										224	H North Dakota
										15	4
										251	H IPFW
										12	6
										251	H IPFW
										15	5
										251	H IPFW
										7	1
										252	N Army West Point
										3	6
										257	A Western Ill.
										4	9
										257	A Western Ill.
										3	1
										257	A Western Ill.
										6	7
										264	N Central Mich.
										4	11
										265	N Western Mich.
										4	2
										268	N Maine
										4	3
										282	A Ark.-Pine Bluff
										7	4
										282	A Ark.-Pine Bluff
										8	7
										282	A Ark.-Pine Bluff
										2	0
<hr/>											
LAST 15 GAMES											
				199	A	South Dakota St.	2 5	71	A	Oral Roberts	6 8
				199	A	South Dakota St.	7 14	71	A	Oral Roberts	3 6
				199	A	South Dakota St.	3 11	71	A	Oral Roberts	3 10
				224	H	North Dakota	15 4				
				251	H	IPFW	15 5				

Non-Div. I Games: Mary 1 0 Minot St. 13 7

North Dakota St.



251 H IPFW	7	1
251 H IPFW	12	6

N  
o  
r  
t  
h  
D  
a  
k  
o  
t  
a  
S  
t  
.

N  
o  
r  
t  
h  
D  
a  
k  
o  
t  
a  
S  
t  
.



Average RPI Win: 140		WON-LOST	WINNING	LAST 15	STRENGTH OF		OPP. STRENGTH	TEAM	ADJ	CONF.	ADJ CONF.
Average RPI Loss: 96		RECORD	PCT. RANK	GAMES	SCHEDULE		OF SCHEDULE	RPI	RPI	RPI	RPI
DIV. I ONLY		16-21-0	.43243	199	5-10-0		89	93	165	.49285	165
DIV. I NON-CONF.		10-12-0	.45455	177	1-3-0		187	100	220	.4619	220
TOTALS		RPI 1-25	RPI 26-50		W-L RECORDS		RPI 51-100		RPI 101-150		RPI 150+
16-21-0		2-6-0	2-2-0		OVERALL		2-4-0		1-5-0		9-4-0
10-14-0		0-4-0	2-1-0		HOME		0-0-0		1-5-0		7-4-0
6-7-0		2-2-0	0-1-0		AWAY		2-4-0		0-0-0		2-0-0
0-0-0		0-0-0	0-0-0		NEUTRAL		0-0-0		0-0-0		0-0-0
10-12-0		0-2-0	2-2-0		NON-CONFERENCE		0-0-0		1-5-0		7-3-0
8-10-0		0-1-0	2-1-0		HOME		0-0-0		1-5-0		5-3-0
2-2-0		0-1-0	0-0-		AWAY		0-0-0		0-0-0		2-0-0
0-0-0		0-0-0	0-0-0		NEUTRAL		0-0-0		0-0-0		0-0-0
6-9-0		2-4-0	0-0-0		CONFERENCE		2-4-0		0-0-0		2-1-0
2-4-0		0-3-0	0-0-0		HOME		0-0-0		0-0-0		2-1-0
4-5-0		2-1-0	0-0-0		AWAY		2-4-0		0-0-0		0-0-0
0-0-0		0-0-0	0-0-0		NEUTRAL		0-0-0		0-0-0		0-0-0
RPI S	Opponent	Score	RPI S	Opponent	Score	RPI S	Opponent	Score	RPI S	Opponent	Score
6 A	North Carolina St.	3 7	33 H	Georgia	3 6	90 A	Louisiana Tech	2 3	103 H	Kent St.	3 4
6 H	North Carolina St.	1 7	33 H	Georgia	10 5	90 A	Louisiana Tech	2 5	103 H	Kent St.	6 11
19 H	Southern Miss.	1 9	49 A	Wake Forest	5 6	90 A	Louisiana Tech	7 4	103 H	Kent St.	3 11
19 H	Southern Miss.	6 9	49 H	Wake Forest	7 6	99 A	Middle Tenn.	11 12	137 H	William & Mary	0 11
19 H	Southern Miss.	6 16				99 A	Middle Tenn.	8 4	137 H	William & Mary	7 3
23 A	Fla. Atlantic	12 7				99 A	Middle Tenn.	0 3	137 H	William & Mary	1 5
23 A	Fla. Atlantic	8 17							170 H	FIU	6 2
23 A	Fla. Atlantic	7 6							170 H	FIU	5 8
									170 H	FIU	4 3
									177 A	Winthrop	7 1
									182 A	Kennesaw St.	12 8
									207 H	Fairfield	2 3
									207 H	Fairfield	8 7
									207 H	Fairfield	6 2
									223 H	Toledo	2 3
									223 H	Toledo	9 8
									223 H	Toledo	8 0
									223 H	Toledo	12 4
									290 H	N.C. A&T	7 9
LAST 15 GAMES											
99 A	Middle Tenn.	0 3	6 A	North Carolina St.	3 7						
99 A	Middle Tenn.	8 4	177 A	Winthrop	7 1						
99 A	Middle Tenn.	11 12	19 H	Southern Miss.	6 16						
290 H	N.C. A&T	7 9									
23 A	Fla. Atlantic	7 6									

Non-Div. I Games:

Charlotte



23 A Fla. Atlantic	8	17
23 A Fla. Atlantic	12	7

C  
h  
a  
r  
l  
o  
t  
t  
e

C  
h  
a  
r  
l  
o  
t  
t  
e



[illegible]

**Non-Div. I Games:**

Sacred Heart



237	A	Rider	7	4
237	A	Rider	2	4

RPI	S	Opponent	Score	
284	A	Alcorn	16	3

Sacred Heart

S  
a  
c  
r  
e  
d  
H  
e  
a  
r  
t

S  
a  
c  
r  
e  
d  
H  
e  
a  
r  
t



F  
u  
r  
m  
a  
n

Furman



107	A	West Virginia	8	6
107	A	West Virginia	7	3

F  
u  
r  
m  
a  
n

F  
u  
r  
m  
a  
n



Average RPI Win:	199	WON-LOST	WINNING	LAST 15	STRENGTH OF	OPP. STRENGTH	TEAM	ADJ	CONF.	ADJ CONF.	
Average RPI Loss:	92	RECORD	PCT. RANK	GAMES	SCHEDULE	OF SCHEDULE	RPI	RPI	RPI	RPI	
DIV. I ONLY	15-19-0	.44118	189	6-9-0	91	204	168	.49234	168	11	11
DIV. I NON-CONF.	9-10-0	.47368	167	3-3-0	100	231	167	.49166	167	9	9
<hr/>											
TOTALS	RPI 1-25	RPI 26-50		W-L RECORDS	RPI 51-100		RPI 101-150		RPI 150+		
15-19-0	0-0-0	0-3-0		OVERALL	1-12-0		4-1-0		10-3-0		
13-4-0	0-0-0	0-0-0		HOME	0-3-0		4-0-0		9-1-0		
2-14-0	0-0-0	0-2-0		AWAY	1-9-0		0-1-0		1-2-0		
0-1-0	0-0-0	0-1-0		NEUTRAL	0-0-0		0-0-0		0-0-0		
<hr/>											
9-10-0	0-0-0	0-3-0		NON-CONFERENCE	1-6-0		1-1-0		7-0-0		
8-3-0	0-0-0	0-0-0		HOME	0-3-0		1-0-0		7-0-0		
1-6-0	0-0-0	0-0-		AWAY	1-3-0		0-1-0		0-0-0		
0-1-0	0-0-0	0-1-0		NEUTRAL	0-0-0		0-0-0		0-0-0		
<hr/>											
6-9-0	0-0-0	0-0-0		CONFERENCE	0-6-0		3-0-0		3-3-0		
5-1-0	0-0-0	0-0-0		HOME	0-0-0		3-0-0		2-1-0		
1-8-0	0-0-0	0-0-0		AWAY	0-6-0		0-0-0		1-2-0		
0-0-0	0-0-0	0-0-0		NEUTRAL	0-0-0		0-0-0		0-0-0		
<hr/>											
RPI S	Opponent	Score	RPI S	Opponent	Score	RPI S	Opponent	Score	RPI S	Opponent	Score
			44 A	Oregon St.	1 7	51 A	Lamar	2 9	120 A	Little Rock	5 6
			44 A	Oregon St.	2 6	51 A	Lamar	6 7	120 H	Little Rock	6 1
			44 N	Oregon St.	2 6	51 A	Lamar	5 19	127 H	SFA	3 2
						56 A	Southeast Mo. St.	2 6	127 H	SFA	9 7
						56 A	Southeast Mo. St.	1 0	127 H	SFA	5 4
						56 A	Southeast Mo. St.	0 6	174 H	Houston Baptist	8 7
						83 H	Missouri St.	6 10	174 H	Houston Baptist	2 3
						83 H	Missouri St.	5 6	174 H	Houston Baptist	11 0
						83 H	Missouri St.	1 12	204 H	Tennessee Tech	14 6
						89 A	Sam Houston St.	7 9	226 A	Nicholls St.	5 6
						89 A	Sam Houston St.	3 6	226 A	Nicholls St.	7 2
						89 A	Sam Houston St.	0 2	226 A	Nicholls St.	2 8
						97 A	Oklahoma	0 3	270 H	Eastern Ill.	4 2
									270 H	Eastern Ill.	9 1
									270 H	Eastern Ill.	4 3
									270 H	Eastern Ill.	6 5
									282 H	Ark.-Pine Bluff	4 3
									282 H	Ark.-Pine Bluff	4 0
<hr/>											
LAST 15 GAMES											
			226 A	Nicholls St.	7 2	282 H	Ark.-Pine Bluff	4 0			
			226 A	Nicholls St.	5 6	89 A	Sam Houston St.	7 9			
			226 A	Nicholls St.	2 8	89 A	Sam Houston St.	3 6			
			120 H	Little Rock	6 1						
			44 A	Oregon St.	1 7						

Non-Div. I Games:

Central Ark.



44	N	Oregon St.	2	6
44	A	Oregon St.	2	6

C  
e  
n  
t  
r  
a  
l  
A  
r  
k  
.

C  
e  
n  
t  
r  
a  
l  
A  
r  
k  
.



Average RPI Win: 227		WON-LOST	WINNING	LAST 15	STRENGTH OF		OPP. STRENGTH	TEAM	ADJ	CONF.	ADJ CONF.
Average RPI Loss: 120		RECORD	PCT. RANK	GAMES	SCHEDULE		OF SCHEDULE	RPI	RPI	RPI	RPI
DIV. I ONLY		13-20-0	.39394	225	7-8-0		104	236	169	.49213	169
DIV. I NON-CONF.		8-16-0	.33333	233	2-4-0		79	181	148	.5	148
TOTALS		RPI 1-25	RPI 26-50		W-L RECORDS		RPI 51-100		RPI 101-150		RPI 150+
13-20-0		0-2-0	1-1-0		OVERALL		0-5-0		0-6-0		12-6-0
3-4-0		0-0-0	0-0-0		HOME		0-0-0		0-4-0		3-0-0
7-13-0		0-1-0	1-1-0		AWAY		0-4-0		0-1-0		6-5-0
3-3-0		0-1-0	0-0-0		NEUTRAL		0-0-0		0-1-0		3-1-0
8-16-0		0-2-0	1-1-0		NON-CONFERENCE		0-5-0		0-3-0		7-5-0
0-1-0		0-0-0	0-0-0		HOME		0-0-0		0-1-0		0-0-0
5-12-0		0-1-0	1-0-		AWAY		0-5-0		0-1-0		4-4-0
3-3-0		0-1-0	0-0-0		NEUTRAL		0-0-0		0-1-0		3-1-0
5-4-0		0-0-0	0-0-0		CONFERENCE		0-0-0		0-3-0		5-1-0
3-3-0		0-0-0	0-0-0		HOME		0-0-0		0-3-0		3-0-0
2-1-0		0-0-0	0-0-0		AWAY		0-0-0		0-0-0		2-1-0
0-0-0		0-0-0	0-0-0		NEUTRAL		0-0-0		0-0-0		0-0-0
RPI S	Opponent	Score	RPI S	Opponent	Score	RPI S	Opponent	Score	RPI S	Opponent	Score
1 A	Florida	4 12	28 A	Michigan	3 19	63 A	Wright St.	0 14	103 H	Kent St.	2 4
1 N	Florida	7 8	46 A	Michigan St.	4 2	63 A	Wright St.	5 7	103 H	Kent St.	3 7
						98 A	Arizona St.	4 5	103 H	Kent St.	3 13
						98 A	Arizona St.	4 12	107 A	West Virginia	1 5
						98 A	Arizona St.	1 8	132 H	Oakland	4 7
									132 N	Oakland	3 11
									181 A	South Fla.	3 2
									181 A	South Fla.	4 8
									181 A	South Fla.	4 8
									203 N	Omaha	8 1
									203 N	Omaha	16 3
									203 N	Omaha	1 2
									228 A	Lipscomb	17 4
									228 A	Lipscomb	1 4
									228 A	Lipscomb	8 12
									240 A	Buffalo	4 3
									240 A	Buffalo	2 1
									240 A	Buffalo	4 12
									241 A	Dayton	7 6
									256 N	NJIT	8 0
									266 A	Purdue	6 5
									283 H	Bowling Green	5 4
									283 H	Bowling Green	4 0
									283 H	Bowling Green	8 4
			LAST 15 GAMES								
			103 H	Kent St.	3 7	240 A	Buffalo	2 1			
			103 H	Kent St.	2 4	240 A	Buffalo	4 3			
			103 H	Kent St.	3 13	240 A	Buffalo	4 12			
			28 A	Michigan	3 19						
			266 A	Purdue	6 5						

Non-Div. I Games:

Eastern Mich.



107	A	West Virginia	1	5
46	A	Michigan St.	4	2

E  
a  
s  
t  
e  
r  
n  
M  
i  
c  
h  
.

E  
a  
s  
t  
e  
r  
n  
M  
i  
c  
h  
.



F  
I  
UF  
I  
U

FIU



48 H Old Dominion	2	10
48 H Old Dominion	11	12

F  
I  
U

F  
I  
U



Average RPI Win: 196		WON-LOST	WINNING	LAST 15	STRENGTH OF		OPP. STRENGTH	TEAM	ADJ	CONF.	ADJ CONF.
Average RPI Loss: 152		RECORD	PCT. RANK	GAMES	SCHEDULE		OF SCHEDULE	RPI	RPI	RPI	RPI
DIV. I ONLY		15-16-0	.48387	162	6-9-0		171	234	171	.4921	171
DIV. I NON-CONF.		11-8-0	.57895	103	2-1-0		217	227	130	.51242	130
TOTALS		RPI 1-25	RPI 26-50		W-L RECORDS		RPI 51-100		RPI 101-150		RPI 150+
15-16-0	0-2-0	0-0-0		OVERALL		1-2-0		0-0-0		14-12-0	
5-5-0	0-0-0	0-0-0		HOME		1-2-0		0-0-0		4-3-0	
7-10-0	0-2-0	0-0-0		AWAY		0-0-0		0-0-0		7-8-0	
3-1-0	0-0-0	0-0-0		NEUTRAL		0-0-0		0-0-0		3-1-0	
11-8-0	0-2-0	0-0-0		NON-CONFERENCE		0-0-0		0-0-0		11-6-0	
2-2-0	0-0-0	0-0-0		HOME		0-0-0		0-0-0		2-2-0	
6-5-0	0-2-0	0-0-		AWAY		0-0-0		0-0-0		6-3-0	
3-1-0	0-0-0	0-0-0		NEUTRAL		0-0-0		0-0-0		3-1-0	
4-8-0	0-0-0	0-0-0		CONFERENCE		1-2-0		0-0-0		3-6-0	
3-3-0	0-0-0	0-0-0		HOME		1-2-0		0-0-0		2-1-0	
1-5-0	0-0-0	0-0-0		AWAY		0-0-0		0-0-0		1-5-0	
0-0-0	0-0-0	0-0-0		NEUTRAL		0-0-0		0-0-0		0-0-0	
RPI S	Opponent	Score		RPI S	Opponent	Score		RPI S	Opponent	Score	
17 A	Mississippi St.	2	4					151 N	San Francisco	1	8
17 A	Mississippi St.	2	4					153 H	Binghamton	2	1
								153 H	Binghamton	8	7
								153 H	Binghamton	0	5
								154 A	Delaware	2	4
								154 A	Delaware	5	3
								157 A	Santa Clara	1	7
								157 A	Santa Clara	4	3
								157 A	Santa Clara	3	0
								158 A	Stony Brook	2	1
								158 A	Stony Brook	0	5
								158 A	Stony Brook	3	5
								186 A	Marist	3	6
								202 A	Holy Cross	5	2
								208 A	UMBC	5	10
								208 A	UMBC	0	1
								208 A	UMBC	3	4
								226 N	Nicholls St.	11	2
								226 N	Nicholls St.	9	6
								231 A	Dartmouth	11	6
								252 A	Army West Point	7	5
								255 H	NYIT	2	8
								255 H	NYIT	8	0
								255 H	NYIT	6	4
								255 H	NYIT	1	7
								292 N	Delaware St.	3	0
LAST 15 GAMES											
158 A	Stony Brook	3	5	252 A	Army West Point	7	5				
158 A	Stony Brook	0	5	74 H	Hartford	0	6				
158 A	Stony Brook	2	1	74 H	Hartford	6	5				
231 A	Dartmouth	11	6								
153 H	Binghamton	8	7								

Non-Div. I Games:

UMass Lowell



153 H Binghamton	2	1
153 H Binghamton	0	5

U  
M  
a  
s  
s  
L  
o  
w  
e  
l  
l

U  
M  
a  
s  
s  
L  
o  
w  
e  
l  
l



Average RPI Win: 143		WON-LOST	WINNING	LAST 15	STRENGTH OF	OPP. STRENGTH	TEAM	ADJ	CONF.	ADJ CONF.							
Average RPI Loss: 79		RECORD	PCT. RANK	GAMES	SCHEDULE	OF SCHEDULE	RPI	RPI	RPI	RPI							
DIV. I ONLY		13-23-0	.36111	238	6-9-0	28	156	172	.49193	172	12	12					
DIV. I NON-CONF.		10-20-0	.33333	233	3-6-0	54	114	197	.47372	197	14	14					
<hr/>																	
TOTALS		RPI 1-25		RPI 26-50		W-L RECORDS		RPI 51-100		RPI 101-150		RPI 150+					
13-23-0		0-3-0		0-7-0		OVERALL		5-8-0		4-4-0		4-1-0					
11-11-0		0-3-0		0-1-0		HOME		4-4-0		3-2-0		4-1-0					
2-12-0		0-0-0		0-6-0		AWAY		1-4-0		1-2-0		0-0-0					
0-0-0		0-0-0		0-0-0		NEUTRAL		0-0-0		0-0-0		0-0-0					
10-20-0		0-3-0		0-7-0		NON-CONFERENCE		3-7-0		3-2-0		4-1-0					
9-10-0		0-3-0		0-1-0		HOME		2-3-0		3-2-0		4-1-0					
1-10-0		0-0-0		0-0-		AWAY		1-4-0		0-0-0		0-0-0					
0-0-0		0-0-0		0-0-0		NEUTRAL		0-0-0		0-0-0		0-0-0					
3-3-0		0-0-0		0-0-0		CONFERENCE		2-1-0		1-2-0		0-0-0					
2-1-0		0-0-0		0-0-0		HOME		2-1-0		0-0-0		0-0-0					
1-2-0		0-0-0		0-0-0		AWAY		0-0-0		1-2-0		0-0-0					
0-0-0		0-0-0		0-0-0		NEUTRAL		0-0-0		0-0-0		0-0-0					
RPI	S	Opponent		Score		RPI	S	Opponent		Score		RPI	S	Opponent		Score	
25	H	TCU		0	3	27	H	Oklahoma St.		0	17	71	A	Oral Roberts		4	6
25	H	TCU		5	12	47	A	Cal St. Fullerton		1	7	71	H	Oral Roberts		15	8
25	H	TCU		6	17	47	A	Cal St. Fullerton		0	5	83	H	Missouri St.		11	1
						47	A	Cal St. Fullerton		1	9	83	H	Missouri St.		9	2
						50	A	New Mexico		7	17	83	H	Missouri St.		1	6
						50	A	New Mexico		6	8	85	A	Nebraska		17	5
						50	A	New Mexico		4	8	85	A	Nebraska		0	4
												85	A	Nebraska		3	7
												89	H	Sam Houston St.		8	13
												89	H	Sam Houston St.		2	0
												89	H	Sam Houston St.		11	15
												97	A	Oklahoma		2	4
												97	H	Oklahoma		7	15
LAST 15 GAMES																	
						83	H	Missouri St.		1	6	71	H	Oral Roberts		15	8
						83	H	Missouri St.		11	1	25	H	TCU		5	12
						83	H	Missouri St.		9	2	25	H	TCU		6	17
						97	H	Oklahoma		7	15						
						122	A	Evansville		1	11						

Non-Div. I Games:

Wichita St.



122 A Evansville	2	7
122 A Evansville	6	5

W  
i  
c  
h  
i  
t  
a  
s  
t  
.

W  
i  
c  
h  
i  
t  
a  
s  
t  
.



UNLV

Average RPI Win: 144		WON-LOST RECORD		WINNING PCT. RANK		LAST 15 GAMES		STRENGTH OF SCHEDULE		OPP. STRENGTH OF SCHEDULE		TEAM RPI		ADJ RPI		CONF. RPI		ADJ CONF. RPI	
DIV. I ONLY		15-20-0		.42857 204		7-8-0		110		111		172		.49193 172		13		13	
DIV. I NON-CONF.		7-10-0		.41176 199		2-2-0		62		116		152		.49907 152		11		11	
TOTALS		RPI 1-25		RPI 26-50		W-L RECORDS		RPI 51-100		RPI 101-150		RPI 150+							
15-20-0		1-1-0		1-2-0		OVERALL		1-3-0		3-10-0		9-4-0							
8-11-0		1-1-0		0-0-0		HOME		0-0-0		2-8-0		5-2-0							
7-9-0		0-0-0		1-2-0		AWAY		1-3-0		1-2-0		4-2-0							
0-0-0		0-0-0		0-0-0		NEUTRAL		0-0-0		0-0-0		0-0-0							
7-10-0		1-1-0		0-0-0		NON-CONFERENCE		0-1-0		3-7-0		3-1-0							
3-7-0		1-1-0		0-0-0		HOME		0-0-0		2-5-0		0-1-0							
4-3-0		0-0-0		0-0-		AWAY		0-1-0		1-2-0		3-0-0							
0-0-0		0-0-0		0-0-0		NEUTRAL		0-0-0		0-0-0		0-0-0							
8-10-0		0-0-0		1-2-0		CONFERENCE		1-2-0		0-3-0		6-3-0							
5-4-0		0-0-0		0-0-0		HOME		0-0-0		0-3-0		5-1-0							
3-6-0		0-0-0		1-2-0		AWAY		1-2-0		0-0-0		1-2-0							
0-0-0		0-0-0		0-0-0		NEUTRAL		0-0-0		0-0-0		0-0-0							
RPI S	Opponent		Score		RPI S	Opponent		Score		RPI S	Opponent		Score		RPI S	Opponent		Score	
11 H	Texas Tech		6	14	50 A	New Mexico		3	15	60 A	Fresno St.		4	2	107 H	West Virginia		6	9
11 H	Texas Tech		8	5	50 A	New Mexico		6	5	60 A	Fresno St.		2	6	107 H	West Virginia		1	13
					50 A	New Mexico		5	10	60 A	Fresno St.		3	4	107 H	West Virginia		4	9
										88 A	San Diego		7	13	115 H	Ohio St.		5	2
															115 H	Ohio St.		3	20
															115 H	Ohio St.		7	8
															115 H	Ohio St.		8	7
															138 A	Texas		0	7
															138 A	Texas		4	3
															138 A	Texas		2	11
															142 H	Nevada		4	7
															142 H	Nevada		5	6
															142 H	Nevada		5	7
															156 H	Air Force		7	2
															156 H	Air Force		1	0
															156 H	Air Force		7	6
															176 A	Grand Canyon		7	2
															176 H	Grand Canyon		8	10
															189 A	San Diego St.		7	6
															189 A	San Diego St.		2	4
															189 A	San Diego St.		7	9
															193 H	San Jose St.		6	11
															193 H	San Jose St.		2	1
															193 H	San Jose St.		4	2
															225 A	UC Riverside		4	2
															225 A	UC Riverside		5	4
				LAST 15 GAMES															
				156 H	Air Force		7	6	176 A	Grand Canyon		7	2	193 H	San Jose St.		2	1	
				156 H	Air Force		7	2	50 A	New Mexico		6	5	193 H	San Jose St.		4	2	
				156 H	Air Force		1	0	50 A	New Mexico		5	10	225 A	UC Riverside		4	2	
				88 A	San Diego		7	13						225 A	UC Riverside		5	4	
				189 A	San Diego St.		2	4											

Non-Div. I Games:

UNLV



189 A San Diego St.	7	9
189 A San Diego St.	7	6

U  
N  
L  
V

U  
N  
L  
V



Houston Baptist

Houston Baptist



178 A Abilene Christian	0	9
178 A Abilene Christian	3	2

RPI	S	Opponent	Score	
263	H	Incarnate Word	2	3
263	H	Incarnate Word	3	1
263	H	Incarnate Word	2	0
293	H	Prairie View	5	3

Houston Baptist

H  
o  
u  
s  
t  
o  
n  
B  
a  
p  
t  
i  
s  
t

H  
o  
u  
s  
t  
o  
n  
B  
a  
p  
t  
i  
s  
t



Average RPI Win:	181	WON-LOST	WINNING	LAST 15	STRENGTH OF	OPP. STRENGTH	TEAM	ADJ	CONF.	ADJ CONF.																								
Average RPI Loss:	144	RECORD	PCT. RANK	GAMES	SCHEDULE	OF SCHEDULE	RPI	RPI	RPI	RPI																								
DIV. I ONLY	18-17-0	.51429	139	9-6-0	238	174	175	.48956	175	29	29																							
DIV. I NON-CONF.	10-13-0	.43478	183	2-2-0	88	77	107	.52642	107	26	26																							
TOTALS	RPI 1-25	RPI 26-50	W-L RECORDS	RPI 51-100	RPI 101-150	RPI 150+																												
18-17-0	0-0-0	2-6-0	OVERALL	4-1-0	0-2-0	12-8-0																												
6-3-0	0-0-0	0-0-0	HOME	1-0-0	0-1-0	5-2-0																												
10-10-0	0-0-0	2-4-0	AWAY	2-1-0	0-0-0	6-5-0																												
2-4-0	0-0-0	0-2-0	NEUTRAL	1-0-0	0-1-0	1-1-0																												
10-13-0	0-0-0	2-6-0	NON-CONFERENCE	4-1-0	0-2-0	4-4-0																												
1-1-0	0-0-0	0-0-0	HOME	1-0-0	0-1-0	0-0-0																												
7-8-0	0-0-0	2-0-	AWAY	2-1-0	0-0-0	3-3-0																												
2-4-0	0-0-0	0-2-0	NEUTRAL	1-0-0	0-1-0	1-1-0																												
8-4-0	0-0-0	0-0-0	CONFERENCE	0-0-0	0-0-0	8-4-0																												
5-2-0	0-0-0	0-0-0	HOME	0-0-0	0-0-0	5-2-0																												
3-2-0	0-0-0	0-0-0	AWAY	0-0-0	0-0-0	3-2-0																												
0-0-0	0-0-0	0-0-0	NEUTRAL	0-0-0	0-0-0	0-0-0																												
RPI S Opponent Score	RPI S Opponent Score	RPI S Opponent Score	RPI S Opponent Score	RPI S Opponent Score	RPI S Opponent Score	RPI S Opponent Score																												
29 A East Carolina 3 4	29 A East Carolina 4 0	29 A East Carolina 2 5	36 A Virginia 10 11	36 A Virginia 6 4	36 A Virginia 2 4	42 N Bryant 5 8	42 N Bryant 4 8	61 A Rutgers 4 20	61 H Rutgers 12 2	77 A Princeton 7 3	79 A VCU 12 4	92 N Penn St. 3 1	122 N Evansville 3 15	143 H Saint Joseph's 3 7	191 A James Madison 11 10	210 A George Washington 5 7	210 A George Washington 4 1	210 A George Washington 5 14	213 A Hofstra 5 4	215 A Manhattan 5 6	215 A Manhattan 5 4	215 H Manhattan 7 3	237 H Rider 8 4	237 H Rider 5 3	237 H Rider 6 0	239 A USC Upstate 1 7	245 H Siena 10 4	245 H Siena 4 6	245 H Siena 2 6	252 N Army West Point 5 6	287 N UNC Asheville 8 7	295 A Saint Peter's 11 7	295 A Saint Peter's 4 1	295 A Saint Peter's 7 8
LAST 15 GAMES				245 H Siena 4 6	245 H Siena 10 4	245 H Siena 2 6	143 H Saint Joseph's 3 7	295 A Saint Peter's 11 7	77 A Princeton 7 3	215 H Manhattan 7 3	215 A Manhattan 5 6																							

Non-Div. I Games:

Monmouth



295 A Saint Peter's	4	1
295 A Saint Peter's	7	8

M  
o  
n  
m  
o  
u  
t  
h

M  
o  
n  
m  
o  
u  
t  
h



Average RPI Win: 166		WON-LOST	WINNING	LAST 15	STRENGTH OF		OPP. STRENGTH	TEAM	ADJ	CONF.	ADJ CONF.
Average RPI Loss: 108		RECORD	PCT. RANK	GAMES	SCHEDULE		OF SCHEDULE	RPI	RPI	RPI	RPI
DIV. I ONLY		16-18-0	.47059	170	6-9-0		106	155	176	.48916	176
DIV. I NON-CONF.		11-11-0	.5	149	1-2-0		92	101	158	.49668	158
TOTALS		RPI 1-25	RPI 26-50		W-L RECORDS		RPI 51-100		RPI 101-150		RPI 150+
16-18-0		0-0-0	3-4-0		OVERALL		0-4-0		3-6-0		10-4-0
10-13-0		0-0-0	3-4-0		HOME		0-1-0		2-4-0		5-4-0
5-5-0		0-0-0	0-0-0		AWAY		0-3-0		1-2-0		4-0-0
1-0-0		0-0-0	0-0-0		NEUTRAL		0-0-0		0-0-0		1-0-0
11-11-0		0-0-0	3-4-0		NON-CONFERENCE		0-4-0		2-1-0		6-2-0
9-8-0		0-0-0	3-4-0		HOME		0-1-0		2-1-0		4-2-0
1-3-0		0-0-0	0-0-0		AWAY		0-3-0		0-0-0		1-0-0
1-0-0		0-0-0	0-0-0		NEUTRAL		0-0-0		0-0-0		1-0-0
5-7-0		0-0-0	0-0-0		CONFERENCE		0-0-0		1-5-0		4-2-0
1-5-0		0-0-0	0-0-0		HOME		0-0-0		0-3-0		1-2-0
4-2-0		0-0-0	0-0-0		AWAY		0-0-0		1-2-0		3-0-0
0-0-0		0-0-0	0-0-0		NEUTRAL		0-0-0		0-0-0		0-0-0
RPI S	Opponent	Score	RPI S	Opponent	Score	RPI S	Opponent	Score	RPI S	Opponent	Score
			35 H	St. Mary's (CA)	8 3	67 H	Tennessee	8 25	108 H	Cal Poly	16 3
			43 H	Gonzaga	3 0	68 A	Houston	1 3	108 H	Cal Poly	0 7
			43 H	Gonzaga	7 1	68 A	Houston	1 5	108 H	Cal Poly	3 2
			43 H	Gonzaga	2 11	68 A	Houston	0 5	118 A	Seattle	1 4
			43 H	Gonzaga	9 21				118 A	Seattle	3 10
			50 H	New Mexico	6 10				118 A	Seattle	8 4
			50 H	New Mexico	5 6				147 H	New Mexico St.	3 4
									147 H	New Mexico St.	6 7
									147 H	New Mexico St.	4 5
									151 N	San Francisco	6 5
									159 H	Utah Valley	2 1
									159 H	Utah Valley	4 5
									159 H	Utah Valley	3 6
									172 A	UNLV	10 8
									172 H	UNLV	2 7
									203 H	Omaha	12 4
									203 H	Omaha	2 7
									203 H	Omaha	9 4
									260 A	CSU Bakersfield	9 3
									260 A	CSU Bakersfield	9 4
									260 A	CSU Bakersfield	9 6
									264 H	Central Mich.	3 1
									264 H	Central Mich.	5 4
			LAST 15 GAMES								
			118 A	Seattle	8 4	260 A	CSU Bakersfield	9 6			
			118 A	Seattle	1 4	260 A	CSU Bakersfield	9 4			
			118 A	Seattle	3 10	260 A	CSU Bakersfield	9 3			
			147 H	New Mexico St.	6 7						
			147 H	New Mexico St.	3 4						

Non-Div. I Games:

Grand Canyon



147	H	New Mexico St.	4	5
172	H	UNLV	2	7

G  
r  
a  
n  
d  
C  
a  
n  
y  
o  
n

G  
r  
a  
n  
d  
C  
a  
n  
y  
o  
n



W  
i  
n  
t  
h  
r  
o  
p

Winthrop



179 A Presbyterian	1	2
179 A Presbyterian	3	4

RPI	S	Opponent	Score	
279	H	ETSU	5	7
290	A	N.C. A&T	15	4
290	H	N.C. A&T	7	0

Winthrop

W  
i  
n  
t  
h  
r  
o  
p

W  
i  
n  
t  
h  
r  
o  
p



Average RPI Win: 201		WON-LOST	WINNING	LAST 15	STRENGTH OF		OPP. STRENGTH	TEAM	ADJ	CONF.	ADJ CONF.
Average RPI Loss: 86		RECORD	PCT. RANK	GAMES	SCHEDULE		OF SCHEDULE	RPI	RPI	RPI	RPI
DIV. I ONLY		12-21-0	.36364	236	4-11-0		30	196	178	.48757	178
DIV. I NON-CONF.		7-8-0	.46667	172	1-2-0		6	222	93	.53232	93
TOTALS		RPI 1-25	RPI 26-50		W-L RECORDS		RPI 51-100		RPI 101-150		RPI 150+
12-21-0		0-2-0	0-3-0		OVERALL		1-10-0		2-2-0		9-4-0
10-11-0		0-0-0	0-0-0		HOME		1-6-0		2-2-0		7-3-0
2-10-0		0-2-0	0-3-0		AWAY		0-4-0		0-0-0		2-1-0
0-0-0		0-0-0	0-0-0		NEUTRAL		0-0-0		0-0-0		0-0-0
7-8-0		0-2-0	0-3-0		NON-CONFERENCE		1-1-0		2-2-0		4-0-0
7-2-0		0-0-0	0-0-0		HOME		1-0-0		2-2-0		4-0-0
0-6-0		0-2-0	0-0-		AWAY		0-1-0		0-0-0		0-0-0
0-0-0		0-0-0	0-0-0		NEUTRAL		0-0-0		0-0-0		0-0-0
5-13-0		0-0-0	0-0-0		CONFERENCE		0-9-0		0-0-0		5-4-0
3-9-0		0-0-0	0-0-0		HOME		0-6-0		0-0-0		3-3-0
2-4-0		0-0-0	0-0-0		AWAY		0-3-0		0-0-0		2-1-0
0-0-0		0-0-0	0-0-0		NEUTRAL		0-0-0		0-0-0		0-0-0
RPI S	Opponent	Score	RPI S	Opponent	Score	RPI S	Opponent	Score	RPI S	Opponent	Score
4 A	Texas A&M	4 10	27 A	Oklahoma St.	0 16	51 H	Lamar	6 16	144 H	Northeastern	2 3
25 A	TCU	4 6	27 A	Oklahoma St.	4 8	51 H	Lamar	5 8	144 H	Northeastern	3 4
			27 A	Oklahoma St.	2 8	51 H	Lamar	5 7	144 H	Northeastern	4 3
						58 H	Dallas Baptist	3 2	144 H	Northeastern	1 0
						59 A	McNeese St.	6 10	174 H	Houston Baptist	9 0
						59 A	McNeese St.	0 3	174 H	Houston Baptist	1 4
						59 A	McNeese St.	3 4	174 H	Houston Baptist	2 3
						62 H	Southeastern La.	2 10	219 H	A&M-Corpus Christi	4 0
						62 H	Southeastern La.	3 4	219 H	A&M-Corpus Christi	4 0
						62 H	Southeastern La.	7 9	219 H	A&M-Corpus Christi	4 11
						97 A	Oklahoma	1 7	226 A	Nicholls St.	5 3
									226 A	Nicholls St.	2 4
									226 A	Nicholls St.	5 4
									250 H	UTRGV	3 1
									250 H	UTRGV	7 2
									250 H	UTRGV	5 2
									250 H	UTRGV	6 5
			LAST 15 GAMES								
			219 H	A&M-Corpus Christi	4 0	51 H	Lamar	5 7			
			219 H	A&M-Corpus Christi	4 0	51 H	Lamar	6 16			
			219 H	A&M-Corpus Christi	4 11	51 H	Lamar	5 8			
			4 A	Texas A&M	4 10						
			174 H	Houston Baptist	1 4						

Non-Div. I Games: Tex. Permian Basin 10 0

Abilene Christian



174 H Houston Baptist	9	0
174 H Houston Baptist	2	3

A  
b  
i  
l  
e  
n  
e  
C  
h  
r  
i  
s  
t  
i  
a  
n

A  
b  
i  
l  
e  
n  
e  
C  
h  
r  
i  
s  
t  
i  
a  
n



Average RPI Win: 229		WON-LOST	WINNING	LAST 15	STRENGTH OF		OPP. STRENGTH	TEAM	ADJ		CONF.	ADJ CONF.											
Average RPI Loss: 148		RECORD	PCT. RANK	GAMES	SCHEDULE		OF SCHEDULE	RPI	RPI	RPI	RPI												
DIV. I ONLY		18-17-0	.51429	139	7-8-0		203	228	179	.48721	179	17	17										
DIV. I NON-CONF.		13-10-0	.56522	108	2-1-0		269	246	202	.47103	202	19	19										
TOTALS		RPI 1-25	RPI 26-50		W-L RECORDS		RPI 51-100		RPI 101-150		RPI 150+												
18-17-0		0-4-0	0-1-0		OVERALL		0-1-0		2-3-0		16-8-0												
10-3-0		0-0-0	0-0-0		HOME		0-0-0		0-1-0		10-2-0												
5-12-0		0-4-0	0-0-0		AWAY		0-1-0		2-2-0		3-5-0												
3-2-0		0-0-0	0-1-0		NEUTRAL		0-0-0		0-0-0		3-1-0												
13-10-0		0-1-0	0-1-0		NON-CONFERENCE		0-1-0		1-1-0		12-6-0												
7-3-0		0-0-0	0-0-0		HOME		0-0-0		0-1-0		7-2-0												
3-5-0		0-1-0	0-0-		AWAY		0-1-0		1-0-0		2-3-0												
3-2-0		0-0-0	0-1-0		NEUTRAL		0-0-0		0-0-0		3-1-0												
5-7-0		0-3-0	0-0-0		CONFERENCE		0-0-0		1-2-0		4-2-0												
3-0-0		0-0-0	0-0-0		HOME		0-0-0		0-0-0		3-0-0												
2-7-0		0-3-0	0-0-0		AWAY		0-0-0		1-2-0		1-2-0												
0-0-0		0-0-0	0-0-0		NEUTRAL		0-0-0		0-0-0		0-0-0												
RPI S	Opponent	Score		RPI S	Opponent	Score		RPI S	Opponent	Score		RPI S	Opponent	Score									
10 A	Clemson	4	8	46 N	Michigan St.	5	11	78 A	Western Caro.	9	10	136 A	Wofford	6	5								
16 A	Coastal Caro.	2	4									136 H	Wofford	4	8								
16 A	Coastal Caro.	3	12									146 A	Gardner-Webb	1	3								
16 A	Coastal Caro.	2	5									146 A	Gardner-Webb	3	0								
												146 A	Gardner-Webb	0	14								
												167 A	Furman	8	9								
												167 H	Furman	8	10								
												177 H	Winthrop	9	3								
												177 H	Winthrop	2	1								
												177 H	Winthrop	4	3								
												203 N	Omaha	11	1								
												206 N	Fordham	7	1								
												218 A	The Citadel	1	2								
												218 A	The Citadel	2	7								
												218 A	The Citadel	7	6								
												239 A	USC Upstate	6	5								
												254 H	Towson	11	5								
												254 H	Towson	6	2								
												254 H	Towson	7	5								
												271 H	N.C. Central	15	6								
												276 H	La Salle	3	6								
												276 H	La Salle	10	3								
												276 H	La Salle	6	0								
												283 N	Bowling Green	6	5								
												283 N	Bowling Green	1	6								
												287 A	UNC Asheville	9	22								
												287 A	UNC Asheville	13	8								
				LAST 15 GAMES																			
				16 A Coastal Caro.				3	12	239 A USC Upstate				6	5								
				16 A Coastal Caro.				2	4	287 A UNC Asheville				9	22								
				16 A Coastal Caro.				2	5	287 A UNC Asheville				13	8								
				167 H Furman				8	10	287 A UNC Asheville				9	22								
				177 H Winthrop				9	3	287 A UNC Asheville				13	8								

Non-Div. I Games:

Presbyterian



177 H Winthrop	2	1
177 H Winthrop	4	3

RPI	S	Opponent	Score	
287	A	UNC Asheville	4	7
291	H	Savannah St.	16	1

Presbyterian

P  
r  
e  
s  
b  
y  
t  
e  
r  
i  
a  
n

P  
r  
e  
s  
b  
y  
t  
e  
r  
i  
a  
n



Average RPI Win:		204	WON-LOST		WINNING		LAST 15		STRENGTH OF		OPP. STRENGTH		TEAM		ADJ		CONF.		ADJ CONF.	
Average RPI Loss:		96	RECORD		PCT. RANK		GAMES		SCHEDULE		OF SCHEDULE		RPI		RPI		RPI		RPI	
DIV. I ONLY			13-24-0		.35135	246	6-9-0		124		126		180		.48714	180	19		19	
DIV. I NON-CONF.			12-22-0		.35294	228	5-7-0		108		115		170		.48946	170	17		17	
TOTALS		RPI 1-25		RPI 26-50		W-L RECORDS		RPI 51-100		RPI 101-150		RPI 150+								
13-24-0		0-5-0		0-0-0		OVERALL		1-8-0		3-8-0		9-3-0								
6-3-0		0-0-0		0-0-0		HOME		1-3-0		2-0-0		3-0-0								
6-21-0		0-5-0		0-0-0		AWAY		0-4-0		0-8-0		6-3-0								
1-0-0		0-0-0		0-0-0		NEUTRAL		0-0-0		1-0-0		0-0-0								
12-22-0		0-5-0		0-0-0		NON-CONFERENCE		1-8-0		3-8-0		8-1-0								
6-3-0		0-0-0		0-0-0		HOME		1-3-0		2-0-0		3-0-0								
5-19-0		0-5-0		0-0-		AWAY		0-5-0		0-8-0		5-1-0								
1-0-0		0-0-0		0-0-0		NEUTRAL		0-0-0		1-0-0		0-0-0								
1-2-0		0-0-0		0-0-0		CONFERENCE		0-0-0		0-0-0		1-2-0								
0-0-0		0-0-0		0-0-0		HOME		0-0-0		0-0-0		0-0-0								
1-2-0		0-0-0		0-0-0		AWAY		0-0-0		0-0-0		1-2-0								
0-0-0		0-0-0		0-0-0		NEUTRAL		0-0-0		0-0-0		0-0-0								
RPI	S	Opponent		Score		RPI	S	Opponent		Score		RPI	S	Opponent		Score				
3	A	Louisville		1	11					63	A	Wright St.	1	4	112	A	Mercer	1	3	
12	A	Vanderbilt		3	14					63	H	Wright St.	3	8	112	A	Mercer	3	5	
12	A	Vanderbilt		0	7					91	H	Morehead St.	2	3	112	A	Mercer	14	18	
12	A	Vanderbilt		2	5					91	H	Morehead St.	7	1	115	A	Ohio St.	6	11	
22	A	Kentucky		2	6					91	H	Morehead St.	1	3	119	A	Cincinnati	2	9	
										98	A	Arizona St.	1	2	119	A	Cincinnati	0	4	
										98	A	Arizona St.	2	8	119	H	Cincinnati	6	3	
										98	A	Arizona St.	1	5	119	N	Cincinnati	8	5	
										98	A	Arizona St.	2	5	129	A	Ball St.	4	5	
															141	A	Miami (OH)	2	3	
															141	H	Miami (OH)	12	4	
															162	A	Georgetown	1	9	
															162	A	Georgetown	8	5	
															162	A	Georgetown	3	4	
															239	A	USC Upstate	3	2	
															239	A	USC Upstate	6	1	
															239	A	USC Upstate	8	7	
															258	A	Illinois St.	11	5	
															258	A	Illinois St.	5	6	
															258	A	Illinois St.	12	1	
															264	H	Central Mich.	8	5	
															264	H	Central Mich.	5	0	
															264	H	Central Mich.	7	4	
LAST 15 GAMES																				
				162	A	Georgetown	3	4	91	H	Morehead St.	7	1							
				162	A	Georgetown	1	9	129	A	Ball St.	4	5							
				162	A	Georgetown	8	5	258	A	Illinois St.	11	5							
				119	N	Cincinnati	8	5												
				141	A	Miami (OH)	2	3												

Non-Div. I Games:

Xavier



91	H	Morehead St.	2	3
91	H	Morehead St.	1	3

X  
a  
v  
i  
e  
r

X  
a  
v  
i  
e  
r



[illegible]

**Non-Div. I Games:**

South Fla.



211 H Memphis	7	5
211 H Memphis	3	4

S  
o  
u  
t  
h  
F  
l  
a  
.

S  
o  
u  
t  
h  
F  
l  
a  
.



Average RPI Win: 178		WON-LOST RECORD		WINNING PCT. RANK		LAST 15 GAMES		STRENGTH OF SCHEDULE		OPP. STRENGTH OF SCHEDULE		TEAM RPI		ADJ RPI		CONF. RPI		ADJ CONF. RPI	
DIV. I ONLY		18-19-0		.48649 157		10-5-0		157		114		182		.48293 182		18		18	
DIV. I NON-CONF.		10-18-0		.35714 225		2-4-0		164		65		238		.45086 238		18		18	
TOTALS		RPI 1-25		RPI 26-50		W-L RECORDS		RPI 51-100		RPI 101-150		RPI 150+							
18-19-0		0-2-0		1-1-0		OVERALL		5-5-0		2-6-0		10-5-0							
13-13-0		0-1-0		0-1-0		HOME		5-5-0		1-2-0		7-4-0							
5-6-0		0-1-0		1-0-0		AWAY		0-0-0		1-4-0		3-1-0							
0-0-0		0-0-0		0-0-0		NEUTRAL		0-0-0		0-0-0		0-0-0							
10-18-0		0-2-0		1-1-0		NON-CONFERENCE		3-4-0		2-6-0		4-5-0							
8-12-0		0-1-0		0-1-0		HOME		3-4-0		1-2-0		4-4-0							
2-6-0		0-1-0		1-0-		AWAY		0-0-0		1-4-0		0-1-0							
0-0-0		0-0-0		0-0-0		NEUTRAL		0-0-0		0-0-0		0-0-0							
8-1-0		0-0-0		0-0-0		CONFERENCE		2-1-0		0-0-0		6-0-0							
5-1-0		0-0-0		0-0-0		HOME		2-1-0		0-0-0		3-0-0							
3-0-0		0-0-0		0-0-0		AWAY		0-0-0		0-0-0		3-0-0							
0-0-0		0-0-0		0-0-0		NEUTRAL		0-0-0		0-0-0		0-0-0							
RPI	S	Opponent		Score		RPI	S	Opponent		Score		RPI	S	Opponent		Score			
24	A	Georgia Tech		2	4	33	A	Georgia		4	2	70	H	Jacksonville St.		5	10		
24	H	Georgia Tech		2	13	33	H	Georgia		2	4	70	H	Jacksonville St.		11	9		
												70	H	Jacksonville St.		3	2		
												76	H	North Florida		10	4		
												76	H	North Florida		2	1		
												76	H	North Florida		2	9		
												79	H	VCU		11	15		
												99	H	Middle Tenn.		6	8		
												99	H	Middle Tenn.		7	0		
												99	H	Middle Tenn.		3	9		
														112 A Mercer		5	11		
														112 H Mercer		7	10		
														112 H Mercer		6	9		
														116 A Ga. Southern		9	10		
														121 H Auburn		6	5		
														131 A UAB		1	2		
														131 A UAB		10	6		
														131 A UAB		3	4		
														165 H Charlotte		8	12		
														204 A Tennessee Tech		9	24		
														204 H Tennessee Tech		5	6		
														239 A USC Upstate		8	6		
														239 A USC Upstate		14	9		
														239 A USC Upstate		6	5		
														253 H Ohio		8	7		
														254 H Towson		6	7		
														254 H Towson		5	6		
														254 H Towson		11	8		
														256 H NJIT		5	3		
														256 H NJIT		8	2		
														256 H NJIT		5	3		
														265 H Western Mich.		7	4		
														266 H Purdue		5	2		
LAST 15 GAMES																			
						239	A	USC Upstate		14	9	24	A	Georgia Tech		2	4		
						239	A	USC Upstate		8	6	76	H	North Florida		2	9		
						239	A	USC Upstate		6	5	76	H	North Florida		10	4		
						121	H	Auburn		6	5								
						256	H	NJIT		5	3								

Non-Div. I Games:

Kennesaw St.



256 H NJIT	5	3
256 H NJIT	8	2

K  
e  
n  
n  
e  
s  
a  
w  
S  
t  
.

K  
e  
n  
n  
e  
s  
a  
w  
S  
t  
.



Average RPI Win: 189		WON-LOST RECORD		WINNING PCT. RANK		LAST 15 GAMES		STRENGTH OF SCHEDULE		OPP. STRENGTH OF SCHEDULE		TEAM RPI		ADJ RPI		CONF. RPI		ADJ CONF. RPI					
DIV. I ONLY		20-17-0		.54054 123		8-7-0		188		145		183		.48258 183		17		17					
DIV. I NON-CONF.		13-12-0		.52 145		1-2-0		204		143		203		.47101 203		19		19					
TOTALS		RPI 1-25		RPI 26-50		W-L RECORDS		RPI 51-100		RPI 101-150		RPI 150+											
20-17-0		1-2-0		0-2-0		OVERALL		1-2-0		6-4-0		12-7-0											
14-12-0		1-2-0		0-2-0		HOME		1-1-0		6-4-0		6-3-0											
5-5-0		0-0-0		0-0-0		AWAY		0-1-0		0-0-0		5-4-0											
1-0-0		0-0-0		0-0-0		NEUTRAL		0-0-0		0-0-0		1-0-0											
13-12-0		1-2-0		0-2-0		NON-CONFERENCE		1-2-0		2-2-0		9-4-0											
10-10-0		1-2-0		0-2-0		HOME		1-1-0		2-2-0		6-3-0											
2-2-0		0-0-0		0-0-		AWAY		0-1-0		0-0-0		2-1-0											
1-0-0		0-0-0		0-0-0		NEUTRAL		0-0-0		0-0-0		1-0-0											
7-5-0		0-0-0		0-0-0		CONFERENCE		0-0-0		4-2-0		3-3-0											
4-2-0		0-0-0		0-0-0		HOME		0-0-0		4-2-0		0-0-0											
3-3-0		0-0-0		0-0-0		AWAY		0-0-0		0-0-0		3-3-0											
0-0-0		0-0-0		0-0-0		NEUTRAL		0-0-0		0-0-0		0-0-0											
RPI	S	Opponent		Score		RPI	S	Opponent		Score		RPI	S	Opponent		Score							
20	H	Minnesota		11	7	26	H	UNCW		4	11	52	A	Duke		0	4	124	H	Liberty	2	1	
20	H	Minnesota		5	7	39	H	UNCG		2	8	52	H	Duke		5	1	124	H	Liberty	0	3	
20	H	Minnesota		1	3							95	H	Indiana St.		1	4	124	H	Liberty	2	1	
																		133	H	Rhode Island		6	7
																		141	H	Miami (OH)		4	5
																		141	H	Miami (OH)		7	0
																		141	H	Miami (OH)		5	3
																		146	H	Gardner-Webb		0	5
																		146	H	Gardner-Webb		10	4
																		146	H	Gardner-Webb		17	4
																		185	A	Virginia Tech		7	1
																		185	A	Virginia Tech		8	11
																		188	H	Davidson		4	7
																		192	A	Radford		5	1
																		192	A	Radford		1	2
																		192	A	Radford		4	6
																		194	H	Canisius		12	4
																		194	H	Canisius		7	2
																		194	H	Canisius		4	7
																		237	H	Rider		8	11
																		237	H	Rider		12	3
						LAST 15 GAMES												243	A	Charleston So.		7	5
																		243	A	Charleston So.		5	4
																		243	A	Charleston So.		7	18
																		247	N	Appalachian St.		9	4
																		271	A	N.C. Central		15	11
																		290	H	N.C. A&T		10	8

Non-Div. I Games:

Campbell



146	H	Gardner-Webb	10	4
26	H	UNCW	4	11

RPI	S	Opponent	Score	
290	H	N.C. A&T	15	3
290	H	N.C. A&T	14	1

Campbell

C  
a  
m  
p  
b  
e  
l  
l

C  
a  
m  
p  
b  
e  
l  
l



Average RPI Win:	160	WON-LOST RECORD	WINNING PCT. RANK	LAST 15 GAMES	STRENGTH OF SCHEDULE	OPP. STRENGTH OF SCHEDULE	TEAM RPI	ADJ RPI	CONF. RPI	ADJ CONF. RPI	
DIV. I ONLY	108	15-18-0	.45455 178	9-6-0	174	115	184	.48218 184	8	8	
DIV. I NON-CONF.		8-10-0	.44444 182	2-0-0	266	160	239	.44954 239	8	8	
<hr/>											
TOTALS	RPI 1-25	RPI 26-50		W-L RECORDS		RPI 51-100		RPI 101-150		RPI 150+	
15-18-0	0-0-0	2-7-0		OVERALL		3-2-0		0-4-0		10-5-0	
9-8-0	0-0-0	1-5-0		HOME		1-0-0		0-0-0		7-3-0	
6-10-0	0-0-0	1-2-0		AWAY		2-2-0		0-4-0		3-2-0	
0-0-0	0-0-0	0-0-0		NEUTRAL		0-0-0		0-0-0		0-0-0	
8-10-0	0-0-0	0-0-0		NON-CONFERENCE		3-2-0		0-4-0		5-4-0	
6-3-0	0-0-0	0-0-0		HOME		1-0-0		0-0-0		5-3-0	
2-7-0	0-0-0	0-0-		AWAY		2-2-0		0-4-0		0-1-0	
0-0-0	0-0-0	0-0-0		NEUTRAL		0-0-0		0-0-0		0-0-0	
7-8-0	0-0-0	2-7-0		CONFERENCE		0-0-0		0-0-0		5-1-0	
3-5-0	0-0-0	1-5-0		HOME		0-0-0		0-0-0		2-0-0	
4-3-0	0-0-0	1-2-0		AWAY		0-0-0		0-0-0		3-1-0	
0-0-0	0-0-0	0-0-0		NEUTRAL		0-0-0		0-0-0		0-0-0	
<hr/>											
RPI	S	Opponent	Score	RPI	S	Opponent	Score	RPI	S	Opponent	Score
				35	H	St. Mary's (CA)	4 9	55	A	Washington	2 6
				35	H	St. Mary's (CA)	2 14	55	A	Washington	2 6
				35	H	St. Mary's (CA)	6 2	55	A	Washington	6 3
				38	A	BYU	10 8	60	A	Fresno St.	7 3
				38	A	BYU	3 19	60	H	Fresno St.	15 6
				38	A	BYU	4 11				
				43	H	Gonzaga	5 10				
				43	H	Gonzaga	0 6				
				43	H	Gonzaga	3 5				

**Non-Div. I Games:**

Pacific



35 H St. Mary's (CA)	4	9
35 H St. Mary's (CA)	2	14

P  
a  
c  
i  
f  
i  
c

P  
a  
c  
i  
f  
i  
c



Average RPI Win:	154	WON-LOST	WINNING	LAST 15	STRENGTH OF	OPP. STRENGTH	TEAM	ADJ	CONF.	ADJ CONF.	
Average RPI Loss:	87	RECORD	PCT. RANK	GAMES	SCHEDULE	OF SCHEDULE	RPI	RPI	RPI	RPI	
DIV. I ONLY	12-25-0	.32432	254	2-13-0	65	63	185	.48099	185	2	2
DIV. I NON-CONF.	9-10-0	.47368	167	0-3-0	277	212	254	.43912	254	1	1
<hr/>											
TOTALS	RPI 1-25	RPI 26-50		W-L RECORDS	RPI 51-100		RPI 101-150		RPI 150+		
12-25-0	2-10-0	2-5-0		OVERALL	0-0-0		0-2-0		8-8-0		
8-11-0	1-2-0	1-5-0		HOME	0-0-0		0-2-0		6-2-0		
3-12-0	1-8-0	1-0-0		AWAY	0-0-0		0-0-0		1-4-0		
1-2-0	0-0-0	0-0-0		NEUTRAL	0-0-0		0-0-0		1-2-0		
<hr/>											
9-10-0	0-0-0	1-0-0		NON-CONFERENCE	0-0-0		0-2-0		8-8-0		
6-4-0	0-0-0	0-0-0		HOME	0-0-0		0-2-0		6-2-0		
2-4-0	0-0-0	1-0-		AWAY	0-0-0		0-0-0		1-4-0		
1-2-0	0-0-0	0-0-0		NEUTRAL	0-0-0		0-0-0		1-2-0		
<hr/>											
3-15-0	2-10-0	1-5-0		CONFERENCE	0-0-0		0-0-0		0-0-0		
2-7-0	1-2-0	1-5-0		HOME	0-0-0		0-0-0		0-0-0		
1-8-0	1-8-0	0-0-0		AWAY	0-0-0		0-0-0		0-0-0		
0-0-0	0-0-0	0-0-0		NEUTRAL	0-0-0		0-0-0		0-0-0		
<hr/>											
RPI	S	Opponent	Score	RPI	S	Opponent	Score	RPI	S	Opponent	Score
2	H	Miami (FL)	6 11	40	H	Pittsburgh	5 6	124	H	Liberty	7 22
2	H	Miami (FL)	14 3	40	H	Pittsburgh	3 8	137	H	William & Mary	8 12
2	H	Miami (FL)	2 7	40	H	Pittsburgh	5 4	154	N	Delaware	6 7
3	A	Louisville	0 13	41	H	Notre Dame	2 5	183	H	Campbell	11 8
3	A	Louisville	3 9	41	H	Notre Dame	2 6	183	H	Campbell	1 7
3	A	Louisville	4 8	41	H	Notre Dame	4 16	192	A	Radford	8 12
14	A	North Carolina	4 3	48	A	Old Dominion	22 1	192	H	Radford	4 3
14	A	North Carolina	0 6					192	N	Radford	1 5
14	A	North Carolina	1 4					215	N	Manhattan	12 7
24	A	Georgia Tech	3 8					217	H	Quinnipiac	2 4
24	A	Georgia Tech	4 14					217	H	Quinnipiac	13 4
24	A	Georgia Tech	8 16					217	H	Quinnipiac	5 2
								217	H	Quinnipiac	4 3
								218	A	The Citadel	12 0
								218	A	The Citadel	4 5
								218	A	The Citadel	2 4
								233	A	VMI	3 5
								279	H	ETSU	11 0
<hr/>											
LAST 15 GAMES											
40 H Pittsburgh 3 8				137 H William & Mary 8 12							
40 H Pittsburgh 5 6				3 A Louisville 3 9							
40 H Pittsburgh 5 4				3 A Louisville 0 13							
192 N Radford 1 5											
14 A North Carolina 4 3											



14 A North Carolina	1	4
14 A North Carolina	0	6

V  
i  
r  
g  
i  
n  
i  
a  
T  
e  
c  
h

V  
i  
r  
g  
i  
n  
i  
a  
T  
e  
c  
h



Average RPI Win:	224	WON-LOST RECORD	WINNING PCT. RANK	LAST 15 GAMES	STRENGTH OF SCHEDULE	OPP. STRENGTH OF SCHEDULE	TEAM RPI	ADJ RPI	CONF. RPI	ADJ CONF. RPI		
DIV. I ONLY		16-15-0	.51613	137	10-5-0	246	229	186	.47867	186	29	29
DIV. I NON-CONF.		8-11-0	.42105	195	2-1-0	89	239	127	.51401	127	26	26
<hr/>												
TOTALS	RPI 1-25	RPI 26-50		W-L RECORDS		RPI 51-100		RPI 101-150		RPI 150+		
16-15-0	0-0-0	0-3-0		OVERALL		1-6-0		0-0-0		15-6-0		
9-3-0	0-0-0	0-0-0		HOME		0-1-0		0-0-0		9-2-0		
6-11-0	0-0-0	0-3-0		AWAY		1-5-0		0-0-0		5-3-0		
1-1-0	0-0-0	0-0-0		NEUTRAL		0-0-0		0-0-0		1-1-0		
8-11-0	0-0-0	0-3-0		NON-CONFERENCE		1-6-0		0-0-0		7-2-0		
2-1-0	0-0-0	0-0-0		HOME		0-1-0		0-0-0		2-0-0		
5-9-0	0-0-0	0-0-		AWAY		1-5-0		0-0-0		4-1-0		
1-1-0	0-0-0	0-0-0		NEUTRAL		0-0-0		0-0-0		1-1-0		
8-4-0	0-0-0	0-0-0		CONFERENCE		0-0-0		0-0-0		8-4-0		
7-2-0	0-0-0	0-0-0		HOME		0-0-0		0-0-0		7-2-0		
1-2-0	0-0-0	0-0-0		AWAY		0-0-0		0-0-0		1-2-0		
0-0-0	0-0-0	0-0-0		NEUTRAL		0-0-0		0-0-0		0-0-0		
RPI	S	Opponent	Score	RPI	S	Opponent	Score	RPI	S	Opponent	Score	
39	A	UNCG	3 16	74	H	Hartford	3 5	156	N	Air Force	4 8	
39	A	UNCG	6 8	79	A	VCU	0 3	171	H	UMass Lowell	6 3	
39	A	UNCG	4 16	79	A	VCU	0 3	188	A	Davidson	3 4	
				79	A	VCU	6 7	195	H	Niagara	3 7	
				84	A	High Point	8 6	195	H	Niagara	3 2	
				84	A	High Point	7 9	195	H	Niagara	12 1	
				84	A	High Point	2 4	209	H	Albany (NY)	2 0	
								215	H	Manhattan	2 8	
								215	H	Manhattan	13 7	
								215	H	Manhattan	14 2	
								217	H	Quinnipiac	6 0	
								217	H	Quinnipiac	5 2	
								217	H	Quinnipiac	4 2	
								240	N	Buffalo	8 3	
								256	A	NJIT	4 2	
								278	A	Iona	7 6	
								278	A	Iona	1 2	
								278	A	Iona	2 3	
								292	A	Delaware St.	15 0	
								292	A	Delaware St.	4 2	
								292	A	Delaware St.	4 3	
LAST 15 GAMES												
215	H	Manhattan	2 8	209	H	Albany (NY)	2 0					
215	H	Manhattan	14 2	278	A	Iona	7 6					
215	H	Manhattan	13 7	278	A	Iona	1 2					
74	H	Hartford	3 5									
195	H	Niagara	3 7									

Non-Div. I Games:

Marist



195 H Niagara	3	2
195 H Niagara	12	1

M  
a  
r  
i  
s  
t

M  
a  
r  
i  
s  
t



Average RPI Win: 218		WON-LOST RECORD		WINNING PCT. RANK		LAST 15 GAMES		STRENGTH OF SCHEDULE		OPP. STRENGTH OF SCHEDULE		TEAM RPI		ADJ RPI		CONF. RPI		ADJ CONF. RPI	
Average RPI Loss: 124																			
DIV. I ONLY		14-19-0		.42424 208		6-9-0		197		216		187		.47824 187		16		16	
DIV. I NON-CONF.		7-15-0		.31818 244		1-6-0		178		206		199		.47167 199		12		12	
TOTALS		RPI 1-25		RPI 26-50		W-L RECORDS		RPI 51-100		RPI 101-150		RPI 150+							
14-19-0		0-3-0		0-5-0		OVERALL		0-0-0		5-5-0		9-6-0							
6-3-0		0-0-0		0-0-0		HOME		0-0-0		4-2-0		2-1-0							
8-16-0		0-3-0		0-5-0		AWAY		0-0-0		1-3-0		7-5-0							
0-0-0		0-0-0		0-0-0		NEUTRAL		0-0-0		0-0-0		0-0-0							
7-15-0		0-3-0		0-5-0		NON-CONFERENCE		0-0-0		1-3-0		6-4-0							
2-1-0		0-0-0		0-0-0		HOME		0-0-0		0-0-0		2-1-0							
5-14-0		0-3-0		0-0-		AWAY		0-0-0		1-3-0		4-3-0							
0-0-0		0-0-0		0-0-0		NEUTRAL		0-0-0		0-0-0		0-0-0							
7-4-0		0-0-0		0-0-0		CONFERENCE		0-0-0		4-2-0		3-2-0							
4-2-0		0-0-0		0-0-0		HOME		0-0-0		4-2-0		0-0-0							
3-2-0		0-0-0		0-0-0		AWAY		0-0-0		0-0-0		3-2-0							
0-0-0		0-0-0		0-0-0		NEUTRAL		0-0-0		0-0-0		0-0-0							
RPI	S	Opponent		Score		RPI	S	Opponent		Score		RPI	S	Opponent		Score			
12	A	Vanderbilt		0	9	28	A	Michigan		0	5	110	A	Missouri		5	13		
12	A	Vanderbilt		8	20	28	A	Michigan		2	10	110	A	Missouri		4	7		
12	A	Vanderbilt		5	6	28	A	Michigan		4	5	110	A	Missouri		5	10		
						28	A	Michigan		4	10	110	A	Missouri		4	2		
						41	A	Notre Dame		5	9	132	H	Oakland		3	0		
												132	H	Oakland		6	0		
												132	H	Oakland		4	5		
												150	H	Milwaukee		10	3		
												150	H	Milwaukee		6	5		
												150	H	Milwaukee		2	7		
												229	H	Northern Ill.		2	5		
												234	A	Northern Ky.		6	3		
												234	A	Northern Ky.		6	12		
												234	A	Northern Ky.		4	1		
												235	A	Youngstown St.		1	9		
												235	A	Youngstown St.		15	1		
												259	A	Northwestern		7	0		
												259	H	Northwestern		11	2		
												286	A	Chicago St.		3	6		
												286	A	Chicago St.		1	3		
												286	H	Chicago St.		5	0		
												289	A	Texas Southern		22	8		
												289	A	Texas Southern		22	5		
												289	A	Texas Southern		17	3		
												289	A	Texas Southern		5	8		
LAST 15 GAMES																			
						150	H	Milwaukee		6	5	259	A	Northwestern		7	0		
						150	H	Milwaukee		10	3	235	A	Youngstown St.		15	1		
						150	H	Milwaukee		2	7	235	A	Youngstown St.		1	9		
						229	H	Northern Ill.		2	5								
						234	A	Northern Ky.		6	3								

Non-Div. I Games: Roosevelt 7 6

Ill.-Chicago



234 A Northern Ky.	6	12
234 A Northern Ky.	4	1

I  
l  
l  
.  
-  
C  
h  
i  
c  
a  
g  
o

I  
l  
l  
.  
-  
C  
h  
i  
c  
a  
g  
o



D  
a  
v  
i  
d  
s  
o  
n

Davidson



210	H	George Washington	7	4
210	H	George Washington	2	3

RPI	S	Opponent	Score	
280	H	Massachusetts	1	7
280	H	Massachusetts	10	2

Davidson

D  
a  
v  
i  
d  
s  
o  
n

D  
a  
v  
i  
d  
s  
o  
n



Average RPI Win:		126	WON-LOST RECORD		WINNING PCT. RANK		LAST 15 GAMES		STRENGTH OF SCHEDULE		OPP. STRENGTH OF SCHEDULE		TEAM RPI		ADJ RPI		CONF. RPI		ADJ CONF. RPI				
DIV. I ONLY			10-23-0		.30303 263		6-8-0		40		87		189		.47719 189		13		13				
DIV. I NON-CONF.			6-15-0		.28571 257		3-4-0		42		51		181		.48127 181		11		11				
TOTALS		RPI 1-25		RPI 26-50		W-L RECORDS		RPI 51-100		RPI 101-150		RPI 150+											
10-23-0		0-4-0		2-5-0		OVERALL		3-8-0		1-2-0		4-4-0											
7-14-0		0-1-0		1-3-0		HOME		2-7-0		0-0-0		4-3-0											
3-8-0		0-3-0		1-2-0		AWAY		1-0-0		1-2-0		0-1-0											
0-1-0		0-0-0		0-0-0		NEUTRAL		0-1-0		0-0-0		0-0-0											
6-15-0		0-4-0		1-3-0		NON-CONFERENCE		2-6-0		1-0-0		2-2-0											
3-9-0		0-1-0		0-1-0		HOME		1-5-0		0-0-0		2-2-0											
3-5-0		0-3-0		1-0-		AWAY		1-0-0		1-0-0		0-0-0											
0-1-0		0-0-0		0-0-0		NEUTRAL		0-1-0		0-0-0		0-0-0											
4-8-0		0-0-0		1-2-0		CONFERENCE		1-2-0		0-2-0		2-2-0											
4-5-0		0-0-0		1-2-0		HOME		1-2-0		0-0-0		2-1-0											
0-3-0		0-0-0		0-0-0		AWAY		0-0-0		0-2-0		0-1-0											
0-0-0		0-0-0		0-0-0		NEUTRAL		0-0-0		0-0-0		0-0-0											
RPI	S	Opponent		Score		RPI	S	Opponent		Score		RPI	S	Opponent		Score							
11	A	Texas Tech		1	3	42	H	Bryant		2	10	53	H	Arizona		3	7	101	A	UC Irvine 4 2			
11	A	Texas Tech		2	7	44	A	Oregon St.		6	5	54	H	Long Beach St.		6	5	142	A	Nevada 2 3			
11	A	Texas Tech		0	10	44	A	Oregon St.		6	9	60	H	Fresno St.		5	4	142	A	Nevada 5 6			
22	H	Kentucky		0	6	47	A	Cal St. Fullerton		1	8	60	H	Fresno St.		2	3	156	A	Air Force 13 17			
						50	H	New Mexico		11	6	60	H	Fresno St.		5	10	172	H	UNLV 9 7			
						50	H	New Mexico		2	4	75	H	Oregon		5	10	172	H	UNLV 6 7			
						50	H	New Mexico		3	5	75	H	Oregon		3	4	172	H	UNLV 4 2			
												75	H	Oregon		2	8	225	H	UC Riverside 2 3			
												88	A	San Diego		7	3	259	H	Northwestern 7 13			
												88	H	San Diego		2	4	259	H	Northwestern 11 6			
												88	N	San Diego		6	9	259	H	Northwestern 15 10			
						LAST 15 GAMES																	
						11	A	Texas Tech		2	7	54	H	Long Beach St.		6	5						
						11	A	Texas Tech		0	10	142	A	Nevada		2	3						
						11	A	Texas Tech		1	3	142	A	Nevada		5	6						
						88	A	San Diego		7	3												
						172	H	UNLV		4	2												

Non-Div. I Games:

San Diego St.



172 H UNLV	9	7
172 H UNLV	6	7

S  
a  
n  
D  
i  
e  
g  
o  
s  
t  
.

S  
a  
n  
D  
i  
e  
g  
o  
s  
t  
.



Average RPI Win: 185		WON-LOST	WINNING	LAST 15	STRENGTH OF		OPP. STRENGTH	TEAM	ADJ	CONF.	ADJ CONF.
Average RPI Loss: 86		RECORD	PCT. RANK	GAMES	SCHEDULE		OF SCHEDULE	RPI	RPI	RPI	RPI
DIV. I ONLY		12-20-0	.375	232	5-8-0		85	134	190	.47678	190
DIV. I NON-CONF.		9-12-0	.42857	188	2-1-0		97	221	192	.47565	192
TOTALS		RPI 1-25	RPI 26-50		W-L RECORDS		RPI 51-100		RPI 101-150		RPI 150+
12-20-0		1-2-0	0-5-0		OVERALL		1-4-0		3-8-0		7-1-0
9-8-0		1-2-0	0-3-0		HOME		1-0-0		0-2-0		7-1-0
2-9-0		0-0-0	0-0-0		AWAY		0-4-0		2-5-0		0-0-0
1-3-0		0-0-0	0-2-0		NEUTRAL		0-0-0		1-1-0		0-0-0
9-12-0		0-0-0	0-5-0		NON-CONFERENCE		1-4-0		1-2-0		7-1-0
8-4-0		0-0-0	0-3-0		HOME		1-0-0		0-0-0		7-1-0
0-5-0		0-0-0	0-0-		AWAY		0-4-0		0-1-0		0-0-0
1-3-0		0-0-0	0-2-0		NEUTRAL		0-0-0		1-1-0		0-0-0
3-8-0		1-2-0	0-0-0		CONFERENCE		0-0-0		2-6-0		0-0-0
1-4-0		1-2-0	0-0-0		HOME		0-0-0		0-2-0		0-0-0
2-4-0		0-0-0	0-0-0		AWAY		0-0-0		2-4-0		0-0-0
0-0-0		0-0-0	0-0-0		NEUTRAL		0-0-0		0-0-0		0-0-0
RPI S	Opponent	Score	RPI S	Opponent	Score	RPI S	Opponent	Score	RPI S	Opponent	Score
25 H	TCU	4 3	38 H	BYU	2 8	66 A	Stanford	0 2	105 A	Baylor	1 2
25 H	TCU	6 14	38 H	BYU	6 7	66 A	Stanford	4 10	105 A	Baylor	2 5
25 H	TCU	0 8	38 H	BYU	10 11	66 A	Stanford	2 6	105 A	Baylor	6 1
			44 N	Oregon St.	1 3	83 A	Missouri St.	11 18	107 H	West Virginia	6 11
			44 N	Oregon St.	3 9	83 H	Missouri St.	2 1	107 H	West Virginia	0 1
									120 A	Little Rock	2 4
									123 N	Utah	8 4
									123 N	Utah	1 15
									138 A	Texas	2 12
									138 A	Texas	11 5
									138 A	Texas	6 8
									203 H	Omaha	7 6
									224 H	North Dakota	7 0
									238 H	Murray St.	9 14
									238 H	Murray St.	14 8
									266 H	Purdue	8 1
									269 H	Northern Colo.	2 1
									269 H	Northern Colo.	5 4
									275 H	Saint Louis	5 3
			LAST 15 GAMES								
			138 A	Texas	2 12	83 A	Missouri St.	11 18			
			138 A	Texas	6 8	105 A	Baylor	2 5			
			138 A	Texas	11 5	105 A	Baylor	1 2			
			203 H	Omaha	7 6						
			25 H	TCU	6 14						

Non-Div. I Games: Baker 6 1 Benedictine (KS) 19 7

Kansas



25	H	TCU	0	8
25	H	TCU	4	3

K  
a  
n  
s  
a  
s

K  
a  
n  
s  
a  
s



Average RPI Win:		197	WON-LOST RECORD		WINNING PCT. RANK		LAST 15 GAMES		STRENGTH OF SCHEDULE		OPP. STRENGTH OF SCHEDULE		TEAM RPI		ADJ RPI		CONF. RPI		ADJ CONF. RPI	
Average RPI Loss:		154																		
DIV. I ONLY			15-21-0		.41667	211	6-9-0		127		253		191		.47599	191	14		14	
DIV. I NON-CONF.			10-14-0		.41667	198	1-2-0		131		253		187		.47817	186	15		15	
TOTALS		RPI 1-25		RPI 26-50		W-L RECORDS		RPI 51-100		RPI 101-150		RPI 150+								
15-21-0		0-3-0		0-2-0		OVERALL		0-0-0		3-6-0		12-10-0								
10-8-0		0-0-0		0-0-0		HOME		0-0-0		3-3-0		7-5-0								
5-13-0		0-3-0		0-2-0		AWAY		0-0-0		0-3-0		5-5-0								
0-0-0		0-0-0		0-0-0		NEUTRAL		0-0-0		0-0-0		0-0-0								
10-14-0		0-3-0		0-2-0		NON-CONFERENCE		0-0-0		0-3-0		10-6-0								
7-5-0		0-0-0		0-0-0		HOME		0-0-0		0-0-0		7-5-0								
3-9-0		0-3-0		0-0-		AWAY		0-0-0		0-3-0		3-1-0								
0-0-0		0-0-0		0-0-0		NEUTRAL		0-0-0		0-0-0		0-0-0								
5-7-0		0-0-0		0-0-0		CONFERENCE		0-0-0		3-3-0		2-4-0								
3-3-0		0-0-0		0-0-0		HOME		0-0-0		3-3-0		0-0-0								
2-4-0		0-0-0		0-0-0		AWAY		0-0-0		0-0-0		2-4-0								
0-0-0		0-0-0		0-0-0		NEUTRAL		0-0-0		0-0-0		0-0-0								
RPI	S	Opponent		Score		RPI	S	Opponent		Score		RPI	S	Opponent		Score				
10	A	Clemson		1	6	36	A	Virginia		6	15	137	H	William & Mary		4	11			
10	A	Clemson		2	11	37	A	Maryland		2	5	137	H	William & Mary		8	5			
10	A	Clemson		1	10							137	H	William & Mary		0	2			
												144	H	Northeastern		5	20			
												144	H	Northeastern		7	6			
												144	H	Northeastern		6	4			
												146	A	Gardner-Webb		4	5			
												146	A	Gardner-Webb		6	7			
												146	A	Gardner-Webb		2	8			
												154	A	Delaware		7	3			
												154	A	Delaware		14	12			
												154	A	Delaware		6	16			
												175	H	Monmouth		10	11			
												188	A	Davidson		7	6			
												198	A	Richmond		1	8			
												208	H	UMBC		11	13			
												208	H	UMBC		12	7			
												208	H	UMBC		13	5			
												210	A	George Washington		2	1			
												221	H	St. Bonaventure		7	5			
												221	H	St. Bonaventure		4	1			
								LAST 15 GAMES				233	A	VMI		12	8			
								137 H William & Mary		0	2	37 A Maryland	2	5	233 H VMI	11	10			
								137 H William & Mary		4	11	154 A Delaware	14	12	249 H Bucknell	2	4			
								137 H William & Mary		8	5	154 A Delaware	6	16	249 H Bucknell	7	6			
								233 H VMI		11	10	249 H Bucknell			249 H Bucknell	9	3			
								254 A Towson		4	8	249 H Bucknell			249 H Bucknell	1	9			

Non-Div. I Games:

James Madison



254	A	Towson	2	3
254	A	Towson	4	6

RPI	S	Opponent	Score
254	A	Towson	4 8
254	A	Towson	4 6
254	A	Towson	2 3
285	H	George Mason	5 16

James Madison

J  
a  
m  
e  
s  
M  
a  
d  
i  
s  
o  
n

J  
a  
m  
e  
s  
M  
a  
d  
i  
s  
o  
n



Average RPI Win: 171		WON-LOST	WINNING	LAST 15	STRENGTH OF	OPP. STRENGTH	TEAM	ADJ	CONF.	ADJ CONF.							
Average RPI Loss: 117		RECORD	PCT. RANK	GAMES	SCHEDULE	OF SCHEDULE	RPI	RPI	RPI	RPI							
DIV. I ONLY		10-26-0	.27778	269	5-10-0	53	171	192	.47578	192	17	17					
DIV. I NON-CONF.		6-18-0	.25	268	1-2-0	72	200	219	.46216	219	19	19					
<hr/>																	
TOTALS		RPI 1-25		RPI 26-50		W-L RECORDS		RPI 51-100		RPI 101-150		RPI 150+					
10-26-0		0-5-0		0-0-0		OVERALL		1-2-0		2-12-0		7-7-0					
4-10-0		0-3-0		0-0-0		HOME		1-2-0		0-3-0		3-2-0					
5-15-0		0-2-0		0-0-0		AWAY		0-0-0		2-9-0		3-4-0					
1-1-0		0-0-0		0-0-0		NEUTRAL		0-0-0		0-0-0		1-1-0					
6-18-0		0-2-0		0-0-0		NON-CONFERENCE		1-2-0		1-10-0		4-4-0					
2-6-0		0-0-0		0-0-0		HOME		1-2-0		0-3-0		1-1-0					
3-11-0		0-2-0		0-0-		AWAY		0-0-0		1-7-0		2-2-0					
1-1-0		0-0-0		0-0-0		NEUTRAL		0-0-0		0-0-0		1-1-0					
4-8-0		0-3-0		0-0-0		CONFERENCE		0-0-0		1-2-0		3-3-0					
2-4-0		0-3-0		0-0-0		HOME		0-0-0		0-0-0		2-1-0					
2-4-0		0-0-0		0-0-0		AWAY		0-0-0		1-2-0		1-2-0					
0-0-0		0-0-0		0-0-0		NEUTRAL		0-0-0		0-0-0		0-0-0					
RPI	S	Opponent		Score		RPI	S	Opponent		Score		RPI	S	Opponent		Score	
12	A	Vanderbilt		0	12							103	H	Kent St.		6	7
12	A	Vanderbilt		4	13							103	H	Kent St.		0	6
16	H	Coastal Caro.		4	7							103	H	Kent St.		3	8
16	H	Coastal Caro.		2	7							107	A	West Virginia		2	6
16	H	Coastal Caro.		6	13							112	A	Mercer		7	10
												112	A	Mercer		7	8
												112	A	Mercer		2	9
												116	A	Ga. Southern		2	3
												116	A	Ga. Southern		2	1
												116	A	Ga. Southern		3	6
												116	A	Ga. Southern		2	10
												126	A	Longwood		2	3
												126	A	Longwood		4	5
												126	A	Longwood		6	5
												177	A	Winthrop		15	8
												177	A	Winthrop		1	3
												177	A	Winthrop		2	3
												183	H	Campbell		2	1
												183	H	Campbell		1	5
												183	H	Campbell		6	4
												185	A	Virginia Tech		3	4
												185	H	Virginia Tech		12	8
												185	N	Virginia Tech		5	1
												233	H	VMI		7	8
												233	H	Campbell		2	1
												183	H	Campbell		1	5
												239	A	USC Upstate		13	2
												239	A	USC Upstate		7	5
												244	N	Lafayette		4	9
<hr/>																	
LAST 15 GAMES																	
						177	A	Winthrop		1	3	233	H	VMI		7	8
						177	A	Winthrop		15	8	183	H	Campbell		2	1
						177	A	Winthrop		2	3	183	H	Campbell		1	5
						185	N	Virginia Tech		5	1						
						16	H	Coastal Caro.		2	7						

Non-Div. I Games:

Radford



16 H Coastal Caro.	4	7
16 H Coastal Caro.	6	13

RPI	S	Opponent	Score	
279	A	ETSU	5	6

R  
a  
d  
f  
o  
r  
d

R  
a  
d  
f  
o  
r  
d

Radford



Average RPI Win:	110	WON-LOST RECORD	WINNING PCT. RANK	LAST 15 GAMES	STRENGTH OF SCHEDULE	OPP. STRENGTH OF SCHEDULE	TEAM RPI	ADJ RPI	CONF. RPI	ADJ CONF. RPI	
Average RPI Loss:	108										
DIV. I ONLY	11-24-0	.31429	259	5-10-0	42	190	194	.47554	193	13	13
DIV. I NON-CONF.	7-10-0	.41176	199	3-3-0	48	165	164	.49262	164	11	11
<hr/>											
TOTALS	RPI 1-25	RPI 26-50		W-L RECORDS	RPI 51-100		RPI 101-150		RPI 150+		
11-24-0	0-0-0	1-6-0		OVERALL	2-3-0		5-5-0		3-10-0		
8-12-0	0-0-0	1-3-0		HOME	2-2-0		3-4-0		2-3-0		
3-12-0	0-0-0	0-3-0		AWAY	0-1-0		2-1-0		1-7-0		
0-0-0	0-0-0	0-0-0		NEUTRAL	0-0-0		0-0-0		0-0-0		
7-10-0	0-0-0	0-1-0		NON-CONFERENCE	1-1-0		5-5-0		1-3-0		
5-7-0	0-0-0	0-1-0		HOME	1-0-0		3-4-0		1-2-0		
2-3-0	0-0-0	0-0-		AWAY	0-1-0		2-1-0		0-1-0		
0-0-0	0-0-0	0-0-0		NEUTRAL	0-0-0		0-0-0		0-0-0		
4-14-0	0-0-0	1-5-0		CONFERENCE	1-2-0		0-0-0		2-7-0		
3-5-0	0-0-0	1-2-0		HOME	1-2-0		0-0-0		1-1-0		
1-9-0	0-0-0	0-3-0		AWAY	0-0-0		0-0-0		1-6-0		
0-0-0	0-0-0	0-0-0		NEUTRAL	0-0-0		0-0-0		0-0-0		
RPI S	Opponent	Score	RPI S	Opponent	Score	RPI S	Opponent	Score	RPI S	Opponent	Score
			28 H	Michigan	5 6	60 H	Fresno St.	4 13	101 H	UC Irvine	9 3
			50 A	New Mexico	6 9	60 H	Fresno St.	4 9	101 H	UC Irvine	8 5
			50 A	New Mexico	1 11	60 H	Fresno St.	3 2	101 H	UC Irvine	0 11
			50 A	New Mexico	2 3	66 A	Stanford	0 10	101 H	UC Irvine	2 3
			50 H	New Mexico	3 10	66 H	Stanford	10 9	108 A	Cal Poly	8 5
			50 H	New Mexico	9 8				108 A	Cal Poly	9 7
			50 H	New Mexico	2 6				108 A	Cal Poly	4 7
									109 H	Loyola Marymount	3 4
									109 H	Loyola Marymount	8 5
									109 H	Loyola Marymount	4 13
									151 H	San Francisco	3 6
									156 A	Air Force	4 12
									156 A	Air Force	7 8
									156 A	Air Force	7 13
									156 A	Air Force	3 9
									156 H	Air Force	2 7
									156 H	Air Force	9 5
									157 A	Santa Clara	5 8
									157 H	Santa Clara	4 7
									172 A	UNLV	1 2
									172 A	UNLV	11 6
									172 A	UNLV	2 4
									184 H	Pacific	8 7
			LAST 15 GAMES								
			50 H	New Mexico	3 10	156 A	Air Force	3 9			
			50 H	New Mexico	2 6	108 A	Cal Poly	9 7			
			50 H	New Mexico	9 8	108 A	Cal Poly	8 5			
			66 A	Stanford	0 10						
			156 A	Air Force	7 8						

Non-Div. I Games:

San Jose St.



156 A Air Force	4	12
156 A Air Force	7	13

S  
a  
n  
J  
o  
s  
e  
S  
t  
.

S  
a  
n  
J  
o  
s  
e  
S  
t  
.



C  
a  
n  
i  
s  
i  
u  
s

Canisius



215	A	Manhattan	3	0
215	A	Manhattan	4	2

RPI	S	Opponent	Score	
276	A	La Salle	3	4
295	H	Saint Peter's	8	7
295	H	Saint Peter's	9	0
295	H	Saint Peter's	11	7

Canisius

C  
a  
n  
i  
s  
i  
u  
s

C  
a  
n  
i  
s  
i  
u  
s



Average RPI Win:		237	WON-LOST RECORD		WINNING PCT. RANK		LAST 15 GAMES		STRENGTH OF SCHEDULE		OPP. STRENGTH OF SCHEDULE		TEAM RPI		ADJ RPI		CONF. RPI		ADJ CONF. RPI		
DIV. I ONLY			10-23-1		.30882 262		7-7-1		138		271		197		.47458 195		29		29		
DIV. I NON-CONF.			4-17-1		.20455 279		1-1-1		19		226		178		.48295 178		26		26		
TOTALS		RPI 1-25		RPI 26-50		W-L RECORDS		RPI 51-100		RPI 101-150		RPI 150+									
10-23-1		0-1-0		0-8-0		OVERALL		1-4-0		0-1-0		9-9-1									
0-0-0		0-0-0		0-0-0		HOME		0-0-0		0-0-0		0-0-0									
9-18-1		0-1-0		0-3-0		AWAY		1-4-0		0-0-0		8-8-0									
1-5-0		0-0-0		0-4-0		NEUTRAL		0-0-0		0-1-0		1-0-0									
4-17-1		0-1-0		0-8-0		NON-CONFERENCE		1-4-0		0-1-0		3-3-1									
0-0-0		0-0-0		0-0-0		HOME		0-0-0		0-0-0		0-0-0									
3-12-1		0-1-0		0-0-		AWAY		1-4-0		0-0-0		2-3-1									
1-5-0		0-0-0		0-4-0		NEUTRAL		0-0-0		0-1-0		1-0-0									
6-6-0		0-0-0		0-0-0		CONFERENCE		0-0-0		0-0-0		6-6-0									
0-0-0		0-0-0		0-0-0		HOME		0-0-0		0-0-0		0-0-0									
6-6-0		0-0-0		0-0-0		AWAY		0-0-0		0-0-0		6-6-0									
0-0-0		0-0-0		0-0-0		NEUTRAL		0-0-0		0-0-0		0-0-0									
RPI	S	Opponent		Score		RPI	S	Opponent		Score		RPI	S	Opponent		Score					
6	A	North Carolina St.		1	7	38	A	BYU		3	15	78	A	Western Caro.		4	17				
						38	A	BYU		10	14	78	A	Western Caro.		2	10				
						38	A	BYU		2	14	92	A	Penn St.		4	16				
						38	A	BYU		1	14	92	A	Penn St.		1	4				
						40	N	Pittsburgh		10	19	92	A	Penn St.		4	3				
						40	N	Pittsburgh		4	5										
						41	N	Notre Dame		4	5										
						45	N	Alabama		4	8										
						LAST 15 GAMES															
						207 A Fairfield						2	4	295 A Saint Peter's						13	0
						207 A Fairfield						3	9	295 A Saint Peter's						21	2
						207 A Fairfield						2	3	245 A Siena						8	2
						186 A Marist						7	3								
						186 A Marist						2	3								

**Non-Div. I Games:**

Niagara



186 A Marist	1	12
295 A Saint Peter's	11	0

N  
i  
a  
g  
a  
r  
a

N  
i  
a  
g  
a  
r  
a



1

Page 391



273 A UC Davis	6	5
101 H UC Irvine	4	14

H  
a  
w  
a  
i  
i

H  
a  
w  
a  
i  
i



Average RPI Win:	200	WON-LOST RECORD	WINNING PCT. RANK	LAST 15 GAMES	STRENGTH OF SCHEDULE	OPP. STRENGTH OF SCHEDULE	TEAM RPI	ADJ RPI	CONF. RPI	ADJ CONF. RPI	
DIV. I ONLY	12-12-0	.5	148	6-5-0	259	225	193	.4738	197	23	23
DIV. I NON-CONF.	7-7-0	.5	149	1-0-0	151	228	118	.51918	121	20	21
<hr/>											
TOTALS	RPI 1-25	RPI 26-50		W-L RECORDS		RPI 51-100		RPI 101-150		RPI 150+	
12-12-0	0-0-0	0-0-0		OVERALL		0-3-0		3-3-0		9-6-0	
6-1-0	0-0-0	0-0-0		HOME		0-0-0		0-0-0		6-1-0	
5-9-0	0-0-0	0-0-0		AWAY		0-3-0		2-1-0		3-5-0	
1-2-0	0-0-0	0-0-0		NEUTRAL		0-0-0		1-2-0		0-0-0	
7-7-0	0-0-0	0-0-0		NON-CONFERENCE		0-3-0		3-3-0		4-1-0	
1-0-0	0-0-0	0-0-0		HOME		0-0-0		0-0-0		1-0-0	
5-5-0	0-0-0	0-0-		AWAY		0-3-0		2-1-0		3-1-0	
1-2-0	0-0-0	0-0-0		NEUTRAL		0-0-0		1-2-0		0-0-0	
5-5-0	0-0-0	0-0-0		CONFERENCE		0-0-0		0-0-0		5-5-0	
5-1-0	0-0-0	0-0-0		HOME		0-0-0		0-0-0		5-1-0	
0-4-0	0-0-0	0-0-0		AWAY		0-0-0		0-0-0		0-4-0	
0-0-0	0-0-0	0-0-0		NEUTRAL		0-0-0		0-0-0		0-0-0	
RPI	S	Opponent	Score	RPI	S	Opponent	Score	RPI	S	Opponent	Score

Non-Div. I Games:

Rollins

5

6

Rollins

5

13

Cornell



220 A Yale	8	9
220 A Yale	2	4

C  
o  
r  
n  
e  
l  
l

C  
o  
r  
n  
e  
l  
l



Average RPI Win: 216		WON-LOST	WINNING	LAST 15	STRENGTH OF		OPP. STRENGTH	TEAM	ADJ	CONF.	ADJ CONF.				
Average RPI Loss: 153		RECORD	PCT. RANK	GAMES	SCHEDULE		OF SCHEDULE	RPI	RPI	RPI	RPI				
DIV. I ONLY		19-15-0	.55882	109	8-7-0		211	272	198	.47281	198	26	26		
DIV. I NON-CONF.		13-9-0	.59091	92	2-1-0		253	264	188	.47709	188	27	27		
<hr/>															
TOTALS		RPI 1-25	RPI 26-50		W-L RECORDS		RPI 51-100		RPI 101-150		RPI 150+				
19-15-0		0-0-0	0-3-0		OVERALL		2-1-0		3-4-0		14-7-0				
14-7-0		0-0-0	0-0-0		HOME		1-1-0		2-3-0		11-3-0				
1-7-0		0-0-0	0-3-0		AWAY		0-0-0		0-1-0		1-3-0				
4-1-0		0-0-0	0-0-0		NEUTRAL		1-0-0		1-0-0		2-1-0				
13-9-0		0-0-0	0-3-0		NON-CONFERENCE		2-1-0		2-2-0		9-3-0				
9-3-0		0-0-0	0-0-0		HOME		1-1-0		1-1-0		7-1-0				
0-5-0		0-0-0	0-0-		AWAY		0-0-0		0-1-0		0-1-0				
4-1-0		0-0-0	0-0-0		NEUTRAL		1-0-0		1-0-0		2-1-0				
6-6-0		0-0-0	0-0-0		CONFERENCE		0-0-0		1-2-0		5-4-0				
5-4-0		0-0-0	0-0-0		HOME		0-0-0		1-2-0		4-2-0				
1-2-0		0-0-0	0-0-0		AWAY		0-0-0		0-0-0		1-2-0				
0-0-0		0-0-0	0-0-0		NEUTRAL		0-0-0		0-0-0		0-0-0				
RPI	S	Opponent	Score	RPI	S	Opponent	Score	RPI	S	Opponent	Score	RPI	S	Opponent	Score
				26	A	UNCW	9 12	77	H	Princeton	3 5	134	N	St. John's (NY)	14 10
				31	A	Col. of Charleston	3 5	78	N	Western Caro.	3 1	137	A	William & Mary	8 12
				49	A	Wake Forest	4 17	92	H	Penn St.	6 5	141	H	Miami (OH)	10 3
												141	H	Miami (OH)	7 14
												143	H	Saint Joseph's	5 6
												143	H	Saint Joseph's	4 2
												143	H	Saint Joseph's	3 7
												188	H	Davidson	2 14
												188	H	Davidson	8 7
												188	H	Davidson	4 3
												191	H	James Madison	8 1
												206	A	Fordham	7 6
												206	A	Fordham	3 7
												206	A	Fordham	0 1
												208	H	UMBC	5 10
												218	A	The Citadel	2 6
												232	N	Harvard	9 2
												233	H	VMI	15 3
												254	N	Towson	2 3
												255	H	NYIT	9 1
												275	H	Saint Louis	7 13
												275	H	Saint Louis	4 2
												275	H	Saint Louis	5 3
												294	H	UMES	15 0
												294	H	UMES	7 4
												295	H	Saint Peter's	12 2
												295	H	Saint Peter's	10 0
<hr/>															
LAST 15 GAMES															
				188	H	Davidson	8 7	206	A	Fordham	3 7	275	H	Saint Louis	4 2
				188	H	Davidson	2 14	206	A	Fordham	0 1	294	H	UMES	15 0
				188	H	Davidson	4 3	191	H	James Madison	8 1	294	H	UMES	7 4
				275	H	Saint Louis	5 3					295	H	Saint Peter's	12 2
				275	H	Saint Louis	4 2					295	H	Saint Peter's	10 0

Non-Div. I Games:

Richmond



275 H Saint Louis	7	13
206 A Fordham	7	6

RPI	S	Opponent	Score	
295	N	Saint Peter's	12	6

Richmond

R  
i  
c  
h  
m  
o  
n  
d

R  
i  
c  
h  
m  
o  
n  
d



Average RPI Win: 212		WON-LOST	WINNING	LAST 15	STRENGTH OF		OPP. STRENGTH	TEAM	ADJ	CONF.	ADJ CONF.
Average RPI Loss: 130		RECORD	PCT. RANK	GAMES	SCHEDULE		OF SCHEDULE	RPI	RPI	RPI	RPI
DIV. I ONLY		12-22-0	.35294	244	9-5-0		155	214	199	.47181	199
DIV. I NON-CONF.		3-16-0	.15789	286	1-2-0		129	161	266	.43401	266
TOTALS		RPI 1-25	RPI 26-50		W-L RECORDS		RPI 51-100		RPI 101-150		RPI 150+
12-22-0		0-5-0	0-2-0		OVERALL		1-3-0		0-3-0		11-9-0
5-2-0		0-0-0	0-0-0		HOME		0-0-0		0-0-0		5-2-0
7-14-0		0-3-0	0-2-0		AWAY		1-2-0		0-2-0		6-5-0
0-6-0		0-2-0	0-0-0		NEUTRAL		0-1-0		0-1-0		0-2-0
3-16-0		0-5-0	0-2-0		NON-CONFERENCE		0-1-0		0-3-0		3-5-0
1-0-0		0-0-0	0-0-0		HOME		0-0-0		0-0-0		1-0-0
2-10-0		0-3-0	0-0-		AWAY		0-0-0		0-2-0		2-3-0
0-6-0		0-2-0	0-0-0		NEUTRAL		0-1-0		0-1-0		0-2-0
9-6-0		0-0-0	0-0-0		CONFERENCE		1-2-0		0-0-0		8-4-0
4-2-0		0-0-0	0-0-0		HOME		0-0-0		0-0-0		4-2-0
5-4-0		0-0-0	0-0-0		AWAY		1-2-0		0-0-0		4-2-0
0-0-0		0-0-0	0-0-0		NEUTRAL		0-0-0		0-0-0		0-0-0
RPI S	Opponent	Score	RPI S	Opponent	Score	RPI S	Opponent	Score	RPI S	Opponent	Score
17 A	Mississippi St.	5 15	26 A	UNCW	5 15	71 A	Oral Roberts	3 2	139 A	Sacramento St.	7 10
17 A	Mississippi St.	4 17	32 A	Creighton	5 6	71 A	Oral Roberts	1 9	139 A	Sacramento St.	3 11
20 A	Minnesota	3 7				71 A	Oral Roberts	3 13	139 N	Sacramento St.	0 4
23 N	Fla. Atlantic	2 4				79 N	VCU	8 14	164 H	North Dakota St.	11 3
23 N	Fla. Atlantic	5 11							164 H	North Dakota St.	5 2
									164 H	North Dakota St.	14 7
									184 A	Pacific	2 5
									203 H	Omaha	6 19
									203 H	Omaha	9 4
									203 H	Omaha	3 10
									214 N	Eastern Ky.	1 10
									214 N	Eastern Ky.	4 6
									224 H	North Dakota	5 3
									251 A	IPFW	18 5
									251 A	IPFW	9 3
									251 A	IPFW	10 6
									257 A	Western Ill.	11 3
									257 A	Western Ill.	0 2
									257 A	Western Ill.	2 3
									269 A	Northern Colo.	11 3
									269 A	Northern Colo.	8 3
									269 A	Northern Colo.	6 7
									273 A	UC Davis	4 5
			LAST 15 GAMES								
			164 H	North Dakota St.	5 2	203 H	Omaha	6 19			
			164 H	North Dakota St.	14 7	224 H	North Dakota	5 3			
			164 H	North Dakota St.	11 3	251 A	IPFW	10 6			
			32 A	Creighton	5 6						
			20 A	Minnesota	3 7						

Non-Div. I Games: Dakota Wesleyan 7 4

South Dakota St.



203 H Omaha	9	4
203 H Omaha	3	10

S  
o  
u  
t  
h  
D  
a  
k  
o  
t  
a  
S  
t  
.

S  
o  
u  
t  
h  
D  
a  
k  
o  
t  
a  
S  
t  
.



Average RPI Win: 184		WON-LOST	WINNING	LAST 15	STRENGTH OF		OPP. STRENGTH	TEAM	ADJ	CONF.	ADJ CONF.		
Average RPI Loss: 115		RECORD	PCT. RANK	GAMES	SCHEDULE		OF SCHEDULE	RPI	RPI	RPI	RPI		
DIV. I ONLY		13-22-0	.37143	234	1-13-0		99	227	200	.47131	200	8	8
DIV. I NON-CONF.		12-11-0	.52174	142	1-4-0		145	268	162	.49564	162	8	8
TOTALS		RPI 1-25	RPI 26-50		W-L RECORDS		RPI 51-100		RPI 101-150		RPI 150+		
13-22-0	0-0-0	0-7-0		OVERALL		0-1-0		5-7-0		8-7-0			
7-12-0	0-0-0	0-4-0		HOME		0-0-0		4-4-0		3-4-0			
6-10-0	0-0-0	0-3-0		AWAY		0-1-0		1-3-0		5-3-0			
0-0-0	0-0-0	0-0-0		NEUTRAL		0-0-0		0-0-0		0-0-0			
12-11-0	0-0-0	0-1-0		NON-CONFERENCE		0-1-0		4-5-0		8-4-0			
7-6-0	0-0-0	0-1-0		HOME		0-0-0		4-4-0		3-1-0			
5-5-0	0-0-0	0-0-		AWAY		0-1-0		0-1-0		5-3-0			
0-0-0	0-0-0	0-0-0		NEUTRAL		0-0-0		0-0-0		0-0-0			
1-11-0	0-0-0	0-6-0		CONFERENCE		0-0-0		1-2-0		0-3-0			
0-6-0	0-0-0	0-3-0		HOME		0-0-0		0-0-0		0-3-0			
1-5-0	0-0-0	0-3-0		AWAY		0-0-0		1-2-0		0-0-0			
0-0-0	0-0-0	0-0-0		NEUTRAL		0-0-0		0-0-0		0-0-0			
RPI	S	Opponent	Score	RPI	S	Opponent	Score	RPI	S	Opponent	Score		
				38	H	BYU	1 4						
				38	H	BYU	2 8						
				38	H	BYU	3 5						
				43	A	Gonzaga	0 3						
				43	A	Gonzaga	1 18						
				43	A	Gonzaga	5 14						
				44	H	Oregon St.	6 13						

Non-Div. I Games:

Portland



43	A	Gonzaga	1	18
75	A	Oregon	1	10

P  
o  
r  
t  
l  
a  
n  
d

P  
o  
r  
t  
l  
a  
n  
d



Average RPI Win:		192	WON-LOST RECORD		WINNING PCT. RANK		LAST 15 GAMES		STRENGTH OF SCHEDULE		OPP. STRENGTH OF SCHEDULE		TEAM RPI		ADJ RPI		CONF. RPI		ADJ CONF. RPI	
DIV. I ONLY			15-21-0		.41667 211		6-9-0		108		144		201		.47105 201		14		14	
DIV. I NON-CONF.			8-14-0		.36364 223		0-4-0		146		158		244		.44643 243		15		15	
TOTALS		RPI 1-25		RPI 26-50		W-L RECORDS		RPI 51-100		RPI 101-150		RPI 150+								
15-21-0		0-2-0		2-7-0		OVERALL		0-5-0		4-3-0		9-4-0								
12-15-0		0-1-0		1-4-0		HOME		0-5-0		2-2-0		9-3-0								
3-6-0		0-1-0		1-3-0		AWAY		0-0-0		2-1-0		0-1-0								
0-0-0		0-0-0		0-0-0		NEUTRAL		0-0-0		0-0-0		0-0-0								
8-14-0		0-2-0		1-3-0		NON-CONFERENCE		0-5-0		1-0-0		6-4-0								
7-11-0		0-1-0		0-2-0		HOME		0-5-0		1-0-0		6-3-0								
1-3-0		0-1-0		1-0-		AWAY		0-0-0		0-0-0		0-1-0								
0-0-0		0-0-0		0-0-0		NEUTRAL		0-0-0		0-0-0		0-0-0								
7-7-0		0-0-0		1-4-0		CONFERENCE		0-0-0		3-3-0		3-0-0								
5-4-0		0-0-0		1-2-0		HOME		0-0-0		1-2-0		3-0-0								
2-3-0		0-0-0		0-2-0		AWAY		0-0-0		2-1-0		0-0-0								
0-0-0		0-0-0		0-0-0		NEUTRAL		0-0-0		0-0-0		0-0-0								
RPI	S	Opponent		Score		RPI	S	Opponent		Score		RPI	S	Opponent		Score				
6	H	North Carolina St.		3	23	26	A	UNCW		4	10	63	H	Wright St.		7	9			
14	A	North Carolina		6	11	26	A	UNCW		3	12	63	H	Wright St.		2	10			
						29	A	East Carolina		8	7	63	H	Wright St.		11	13			
						29	H	East Carolina		5	7	63	H	Wright St.		2	11			
						31	H	Col. of Charleston		6	11	84	H	High Point		2	8			
						31	H	Col. of Charleston		9	6									
						31	H	Col. of Charleston		2	6									
						39	A	UNCG		3	7									
						49	H	Wake Forest		3	4									
LAST 15 GAMES						LAST 15 GAMES						LAST 15 GAMES								
						254	H	Towson		5	2	290	A	N.C. A&T		7	8			
						254	H	Towson		7	6	29	H	East Carolina		5	7			
						254	H	Towson		9	8	31	H	Col. of Charleston		6	11			
						6	H	North Carolina St.		3	23									
						144	A	Northeastern		3	2									

**Non-Div. I Games:**

Elon



144 A Northeastern	2	0
144 A Northeastern	3	6

E  
l  
o  
n

E  
l  
o  
n



Average RPI Win:	216	WON-LOST	WINNING	LAST 15	STRENGTH OF	OPP. STRENGTH	TEAM	ADJ	CONF.	ADJ CONF.		
Average RPI Loss:	178	RECORD	PCT. RANK	GAMES	SCHEDULE	OF SCHEDULE	RPI	RPI	RPI	RPI		
DIV. I ONLY		17-22-0	.4359	195	9-6-0	235	230	202	.47067	202	27	27
DIV. I NON-CONF.		10-17-0	.37037	218	2-1-0	268	174	241	.44815	241	29	29
<hr/>												
TOTALS	RPI 1-25	RPI 26-50		W-L RECORDS		RPI 51-100		RPI 101-150		RPI 150+		
17-22-0	0-0-0	0-0-0		OVERALL		1-3-0		1-3-0		15-16-0		
5-5-0	0-0-0	0-0-0		HOME		0-1-0		1-0-0		4-4-0		
11-16-0	0-0-0	0-0-0		AWAY		1-2-0		0-3-0		10-11-0		
1-1-0	0-0-0	0-0-0		NEUTRAL		0-0-0		0-0-0		1-1-0		
<hr/>												
10-17-0	0-0-0	0-0-0		NON-CONFERENCE		1-3-0		1-3-0		8-11-0		
3-3-0	0-0-0	0-0-0		HOME		0-1-0		1-0-0		2-2-0		
6-13-0	0-0-0	0-0-		AWAY		1-2-0		0-3-0		5-8-0		
1-1-0	0-0-0	0-0-0		NEUTRAL		0-0-0		0-0-0		1-1-0		
<hr/>												
7-5-0	0-0-0	0-0-0		CONFERENCE		0-0-0		0-0-0		7-5-0		
2-2-0	0-0-0	0-0-0		HOME		0-0-0		0-0-0		2-2-0		
5-3-0	0-0-0	0-0-0		AWAY		0-0-0		0-0-0		5-3-0		
0-0-0	0-0-0	0-0-0		NEUTRAL		0-0-0		0-0-0		0-0-0		
<hr/>												
RPI	S	Opponent	Score	RPI	S	Opponent	Score	RPI	S	Opponent	Score	
						54 A	Long Beach St.	1	7	133 H	Rhode Island	5 3
						54 A	Long Beach St.	1	2	137 A	William & Mary	5 6
						54 A	Long Beach St.	3	2	137 A	William & Mary	11 12
						74 H	Hartford	4	8	137 A	William & Mary	5 8
										161 A	Navy	4 2
										161 A	Navy	3 1
										161 A	Navy	0 9
										161 A	Navy	2 4
										167 A	Furman	4 7
										167 A	Furman	2 5
										167 A	Furman	10 7
										171 H	UMass Lowell	2 5
										181 A	South Fla.	3 4
										181 A	South Fla.	2 3
										181 A	South Fla.	2 3
										220 A	Yale	8 1
										220 A	Yale	5 10
										220 A	Yale	4 2
										231 A	Dartmouth	1 2
										232 H	Harvard	11 4
										236 N	Penn	5 3
										236 N	Penn	3 4
										248 A	Brown	1 2
										248 A	Brown	9 0
										248 H	Brown	0 3
										248 H	Brown	12 11
										252 H	Army West Point	1 6
<hr/>												
LAST 15 GAMES												
						252 H	Army West Point	0	3	272 A	Lehigh	12 3
						252 H	Army West Point	6	2	272 A	Lehigh	5 4
						252 H	Army West Point	1	6	231 A	Dartmouth	1 2
						252 H	Army West Point	6	3			
						133 H	Rhode Island	5	3			

Non-Div. I Games:

Holy Cross



272	A	Lehigh	4	5
272	A	Lehigh	6	1

RPI	S	Opponent	Score	
252	H	Army West Point	6	3
252	H	Army West Point	6	2
252	H	Army West Point	0	3
272	A	Lehigh	6	1
272	A	Lehigh	12	3
272	A	Lehigh	5	4
272	A	Lehigh	4	5
280	A	Massachusetts	6	3



O  
m  
a  
h  
a

Omaha



199	A	South Dakota St.	10	3
199	A	South Dakota St.	19	6

RPI	S	Opponent	Score	
275	N	Saint Louis	16	2
283	N	Bowling Green	10	1

Omaha

O  
m  
a  
h  
a

O  
m  
a  
h  
a



Average RPI Win: 228		WON-LOST	WINNING	LAST 15	STRENGTH OF		OPP. STRENGTH	TEAM	ADJ		CONF.	ADJ CONF.
Average RPI Loss: 128		RECORD	PCT. RANK	GAMES	SCHEDULE		OF SCHEDULE	RPI	RPI		RPI	RPI
DIV. I ONLY		20-14-0	.58824	91	10-5-0		278	163	204		20	20
DIV. I NON-CONF.		10-6-0	.625	76	3-0-0		275	267	211		21	20
TOTALS		RPI 1-25	RPI 26-50		W-L RECORDS		RPI 51-100		RPI 101-150		RPI 150+	
20-14-0		0-0-0	0-0-0		OVERALL		2-8-0		1-2-0		17-4-0	
13-8-0		0-0-0	0-0-0		HOME		2-4-0		1-2-0		10-2-0	
7-6-0		0-0-0	0-0-0		AWAY		0-4-0		0-0-0		7-2-0	
0-0-0		0-0-0	0-0-0		NEUTRAL		0-0-0		0-0-0		0-0-0	
10-6-0		0-0-0	0-0-0		NON-CONFERENCE		0-1-0		1-2-0		9-3-0	
8-4-0		0-0-0	0-0-0		HOME		0-0-0		1-2-0		7-2-0	
2-2-0		0-0-0	0-0-		AWAY		0-1-0		0-0-0		2-1-0	
0-0-0		0-0-0	0-0-0		NEUTRAL		0-0-0		0-0-0		0-0-0	
10-8-0		0-0-0	0-0-0		CONFERENCE		2-7-0		0-0-0		8-1-0	
5-4-0		0-0-0	0-0-0		HOME		2-4-0		0-0-0		3-0-0	
5-4-0		0-0-0	0-0-0		AWAY		0-3-0		0-0-0		5-1-0	
0-0-0		0-0-0	0-0-0		NEUTRAL		0-0-0		0-0-0		0-0-0	
RPI S	Opponent	Score	RPI S	Opponent	Score	RPI S	Opponent	Score	RPI S	Opponent	Score	
						67 A	Tennessee	1 9	141 H	Miami (OH)	4 9	
						69 H	Austin Peay	2 10	141 H	Miami (OH)	10 11	
						69 H	Austin Peay	4 9	141 H	Miami (OH)	10 6	
						69 H	Austin Peay	14 3	168 A	Central Ark.	6 14	
						70 H	Jacksonville St.	14 15	182 A	Kennesaw St.	6 5	
						70 H	Jacksonville St.	3 9	182 H	Kennesaw St.	24 9	
						70 H	Jacksonville St.	7 6	222 A	SIUE	14 2	
						91 A	Morehead St.	6 11	222 A	SIUE	4 5	
						91 A	Morehead St.	1 6	222 A	SIUE	13 3	
						91 A	Morehead St.	4 5	228 H	Lipscomb	14 11	
									249 H	Bucknell	2 3	
									249 H	Bucknell	9 3	
									249 H	Bucknell	5 6	
									257 H	Western Ill.	6 5	
									257 H	Western Ill.	13 12	
									257 H	Western Ill.	6 3	
									270 A	Eastern Ill.	8 3	
									270 A	Eastern Ill.	5 3	
									270 A	Eastern Ill.	8 6	
									274 H	UT Martin	10 2	
									274 H	UT Martin	12 3	
									274 H	UT Martin	5 3	
						298 A	Alabama A&M	34 6	298 A	Alabama A&M	34 6	
						69 H	Austin Peay	4 9	298 H	Alabama A&M	11 6	
						69 H	Austin Peay	14 3				
						298 H	Alabama A&M	11 6				
						270 A	Eastern Ill.	8 6				

Non-Div. I Games:

Tennessee Tech



270 A Eastern Ill.	5	3
270 A Eastern Ill.	8	3

T  
e  
n  
n  
e  
s  
s  
e  
e  
T  
e  
c  
h

T  
e  
n  
n  
e  
s  
s  
e  
e  
T  
e  
c  
h



Average RPI Win:	159	WON-LOST RECORD	WINNING PCT. RANK	LAST 15 GAMES	STRENGTH OF SCHEDULE	OPP. STRENGTH OF SCHEDULE	TEAM RPI	ADJ RPI	CONF. RPI	ADJ CONF. RPI			
Average RPI Loss:	132												
DIV. I ONLY	10-21-0	.32258	256	5-10-0	172	142	205	.46878	205	23	23		
DIV. I NON-CONF.	6-13-0	.31579	246	1-2-0	60	40	129	.51256	129	20	21		
<hr/>													
TOTALS	RPI 1-25	RPI 26-50		W-L RECORDS	RPI 51-100		RPI 101-150		RPI 150+				
10-21-0	0-0-0	0-0-0		OVERALL	4-9-0		1-4-0		5-8-0				
4-2-0	0-0-0	0-0-0		HOME	1-0-0		1-0-0		2-2-0				
6-19-0	0-0-0	0-0-0		AWAY	3-9-0		0-4-0		3-6-0				
0-0-0	0-0-0	0-0-0		NEUTRAL	0-0-0		0-0-0		0-0-0				
<hr/>													
6-13-0	0-0-0	0-0-0		NON-CONFERENCE	4-9-0		1-4-0		1-0-0				
2-0-0	0-0-0	0-0-0		HOME	1-0-0		1-0-0		0-0-0				
4-13-0	0-0-0	0-0-		AWAY	3-9-0		0-4-0		1-0-0				
0-0-0	0-0-0	0-0-0		NEUTRAL	0-0-0		0-0-0		0-0-0				
<hr/>													
4-8-0	0-0-0	0-0-0		CONFERENCE	0-0-0		0-0-0		4-8-0				
2-2-0	0-0-0	0-0-0		HOME	0-0-0		0-0-0		2-2-0				
2-6-0	0-0-0	0-0-0		AWAY	0-0-0		0-0-0		2-6-0				
0-0-0	0-0-0	0-0-0		NEUTRAL	0-0-0		0-0-0		0-0-0				
<hr/>													
RPI	S	Opponent	Score	RPI	S	Opponent	Score	RPI	S	Opponent	Score		
				54	A	Long Beach St.	1	4	106	A	Pepperdine	2	12
				54	A	Long Beach St.	8	6	106	A	Pepperdine	6	15
				54	A	Long Beach St.	2	7	106	A	Pepperdine	1	3
				54	A	Long Beach St.	3	8	106	A	Pepperdine	3	11
				65	A	UConn	3	4	134	H	St. John's (NY)	4	1
				65	A	UConn	0	3	197	A	Cornell	3	4
				65	H	UConn	4	3	197	A	Cornell	4	7
				82	A	Jacksonville	0	2	197	A	Cornell	3	9
				82	A	Jacksonville	5	4	197	A	Cornell	14	4
				82	A	Jacksonville	0	1	220	H	Yale	5	14
				82	A	Jacksonville	9	8	220	H	Yale	7	9
				88	A	San Diego	5	21	231	A	Dartmouth	1	3
				88	A	San Diego	3	6	231	A	Dartmouth	6	7
									232	A	Harvard	4	3
									232	A	Harvard	3	11
									248	H	Brown	7	3
									248	H	Brown	10	2
									252	A	Army West Point	13	3
								LAST 15 GAMES					
				197	A	Cornell	4	7	232	A	Harvard	4	3
				197	A	Cornell	3	4	134	H	St. John's (NY)	4	1
				197	A	Cornell	3	9	248	H	Brown	7	3
				197	A	Cornell	14	4					
				231	A	Dartmouth	1	3					

Non-Div. I Games:

Columbia



231 A Dartmouth	6	7
232 A Harvard	3	11

C  
o  
l  
u  
m  
b  
i  
a

C  
o  
l  
u  
m  
b  
i  
a



Average RPI Win: 216		WON-LOST	WINNING	LAST 15	STRENGTH OF		OPP. STRENGTH	TEAM	ADJ		CONF.	ADJ CONF.				
Average RPI Loss: 169		RECORD	PCT. RANK	GAMES	SCHEDULE		OF SCHEDULE	RPI	RPI		RPI	RPI				
DIV. I ONLY		19-18-0	.51351	146	10-5-0		262	223	206	.46609	206	26	26			
DIV. I NON-CONF.		13-15-0	.46429	174	4-2-0		263	230	224	.45819	224	27	27			
TOTALS		RPI 1-25	RPI 26-50		W-L RECORDS		RPI 51-100		RPI 101-150		RPI 150+					
19-18-0		0-3-0	0-1-0		OVERALL		0-1-0		2-1-0		17-12-0					
9-6-0		0-0-0	0-0-0		HOME		0-0-0		2-1-0		7-5-0					
8-8-0		0-3-0	0-0-0		AWAY		0-1-0		0-0-0		8-4-0					
2-4-0		0-0-0	0-1-0		NEUTRAL		0-0-0		0-0-0		2-3-0					
13-15-0		0-3-0	0-1-0		NON-CONFERENCE		0-1-0		0-0-0		13-10-0					
5-4-0		0-0-0	0-0-0		HOME		0-0-0		0-0-0		5-4-0					
6-7-0		0-3-0	0-0-		AWAY		0-1-0		0-0-0		6-3-0					
2-4-0		0-0-0	0-1-0		NEUTRAL		0-0-0		0-0-0		2-3-0					
6-3-0		0-0-0	0-0-0		CONFERENCE		0-0-0		2-1-0		4-2-0					
4-2-0		0-0-0	0-0-0		HOME		0-0-0		2-1-0		2-1-0					
2-1-0		0-0-0	0-0-0		AWAY		0-0-0		0-0-0		2-1-0					
0-0-0		0-0-0	0-0-0		NEUTRAL		0-0-0		0-0-0		0-0-0					
RPI	S	Opponent	Score		RPI	S	Opponent	Score		RPI	S	Opponent	Score			
13	A	LSU	1	12	46	N	Michigan St.	2	7	61	A	Rutgers	0	5		
13	A	LSU	7	10								133	H	Rhode Island	8	0
13	A	LSU	1	15								133	H	Rhode Island	1	3
												158	H	Stony Brook	6	1
												166	A	Sacred Heart	1	2
												167	A	Furman	5	2
												179	N	Presbyterian	1	7
												194	N	Canisius	4	5
												194	N	Canisius	4	5
												194	N	Canisius	8	5
												194	N	Canisius	5	2
												198	H	Richmond	7	3
												198	H	Richmond	6	7
												198	H	Richmond	1	0
												209	A	Albany (NY)	9	3
												213	A	Hofstra	7	6
												215	H	Manhattan	12	3
												245	H	Siena	2	4
												246	A	Wagner	4	3
												246	A	Wagner	6	5
												246	H	Wagner	0	2
												255	A	NYIT	4	5
												256	A	NJIT	10	4
												256	A	NJIT	2	3
												256	H	NJIT	2	0
												256	H	NJIT	3	1
												261	H	Villanova	3	11
				LAST 15 GAMES												
				133	H	Rhode Island	4	2	276	A	La Salle	4	16			
				133	H	Rhode Island	8	0	61	A	Rutgers	0	5			
				133	H	Rhode Island	1	3	198	H	Richmond	6	7			
				245	H	Siena	2	4								
				278	H	Iona	19	2								

Non-Div. I Games:

Fordham



276	A	La Salle	6	2
276	A	La Salle	9	0

RPI	S	Opponent	Score	
276	A	La Salle	6	2
276	A	La Salle	4	16
276	A	La Salle	9	0
278	H	Iona	19	2
295	H	Saint Peter's	0	2

Fordham

F  
o  
r  
d  
h  
a  
m

F  
o  
r  
d  
h  
a  
m



Average RPI Win: 238		WON-LOST RECORD		WINNING PCT. RANK		LAST 15 GAMES		STRENGTH OF SCHEDULE		OPP. STRENGTH OF SCHEDULE		TEAM RPI		ADJ RPI		CONF. RPI		ADJ CONF. RPI			
DIV. I ONLY		15-17-0		.46875 172		10-5-0		265		154		207		.46554 207		29		29			
DIV. I NON-CONF.		8-15-0		.34783 232		3-3-0		190		133		207		.46753 207		26		26			
TOTALS		RPI 1-25		RPI 26-50		W-L RECORDS		RPI 51-100		RPI 101-150		RPI 150+									
15-17-0		0-5-0		0-0-0		OVERALL		0-2-0		0-1-0		15-9-0									
7-4-0		0-0-0		0-0-0		HOME		0-1-0		0-0-0		7-3-0									
5-13-0		0-5-0		0-0-0		AWAY		0-1-0		0-1-0		5-6-0									
3-0-0		0-0-0		0-0-0		NEUTRAL		0-0-0		0-0-0		3-0-0									
8-15-0		0-5-0		0-0-0		NON-CONFERENCE		0-2-0		0-1-0		8-7-0									
3-2-0		0-0-0		0-0-0		HOME		0-1-0		0-0-0		3-1-0									
2-13-0		0-5-0		0-0-		AWAY		0-1-0		0-1-0		2-6-0									
3-0-0		0-0-0		0-0-0		NEUTRAL		0-0-0		0-0-0		3-0-0									
7-2-0		0-0-0		0-0-0		CONFERENCE		0-0-0		0-0-0		7-2-0									
4-2-0		0-0-0		0-0-0		HOME		0-0-0		0-0-0		4-2-0									
3-0-0		0-0-0		0-0-0		AWAY		0-0-0		0-0-0		3-0-0									
0-0-0		0-0-0		0-0-0		NEUTRAL		0-0-0		0-0-0		0-0-0									
RPI	S	Opponent		Score		RPI	S	Opponent		Score		RPI	S	Opponent		Score					
6	A	North Carolina St.		2	4			65 A UConn		1	2	134	A	St. John's (NY)		7	11				
6	A	North Carolina St.		0	4			74 H Hartford		3	6	154	A	Delaware		6	22				
14	A	North Carolina		2	10							154	A	Delaware		6	11				
14	A	North Carolina		3	4							154	A	Delaware		3	4				
14	A	North Carolina		0	11							165	A	Charlotte		2	6				
												165 A Charlotte						7	8		
												165 A Charlotte						3	2		
												195 H Niagara						9	3		
												195 H Niagara						4	2		
												195 H Niagara						3	2		
												209 H Albany (NY)						5	4		
												213 H Hofstra						5	4		
												220 A Yale						1	2		
												220 A Yale						2	1		
												232 H Harvard						1	7		
												232 H Harvard						8	6		
												237 H Rider						13	1		
												237 H Rider						3	6		
												237 H Rider						6	7		
												278 A Iona						2	1		
												278 A Iona						7	1		
												278 A Iona						8	7		
						LAST 15 GAMES						220 A Yale						1	2		
						195 H Niagara						4	2	220 A Yale						2	1
						195 H Niagara						9	3	237 H Rider						13	1
						195 H Niagara						3	2								
						65 A UConn						1	2	292 N Delaware St.						8	2
						278 A Iona						8	7	292 N Delaware St.						17	3
														292 N Delaware St.						14	1



278 A Iona	7	1
278 A Iona	2	1

F  
a  
i  
r  
f  
i  
e  
l  
d

F  
a  
i  
r  
f  
i  
e  
l  
d







209	A	Albany (NY)	1	6
209	A	Albany (NY)	4	10

RPI	S	Opponent	Score	
299	H	Coppin St.	12	3

UMBC

U  
M  
B  
C

U  
M  
B  
C



Average RPI Win:		231	WON-LOST RECORD		WINNING PCT. RANK		LAST 15 GAMES		STRENGTH OF SCHEDULE		OPP. STRENGTH OF SCHEDULE		TEAM RPI		ADJ RPI		CONF. RPI		ADJ CONF. RPI		
DIV. I ONLY			13-19-0		.40625	219	6-9-0		228		251		209		.46518		209	21		21	
DIV. I NON-CONF.			10-13-0		.43478	183	4-5-0		262		262		210		.46472		209	22		22	
TOTALS		RPI 1-25		RPI 26-50		W-L RECORDS		RPI 51-100		RPI 101-150		RPI 150+									
13-19-0		0-3-0		0-0-0		OVERALL		2-4-0		0-1-0		11-11-0									
5-3-0		0-0-0		0-0-0		HOME		0-0-0		0-1-0		5-2-0									
8-16-0		0-3-0		0-0-0		AWAY		2-4-0		0-0-0		6-9-0									
0-0-0		0-0-0		0-0-0		NEUTRAL		0-0-0		0-0-0		0-0-0									
10-13-0		0-3-0		0-0-0		NON-CONFERENCE		1-2-0		0-1-0		9-7-0									
3-2-0		0-0-0		0-0-0		HOME		0-0-0		0-1-0		3-1-0									
7-11-0		0-3-0		0-0-		AWAY		1-2-0		0-0-0		6-6-0									
0-0-0		0-0-0		0-0-0		NEUTRAL		0-0-0		0-0-0		0-0-0									
3-6-0		0-0-0		0-0-0		CONFERENCE		1-2-0		0-0-0		2-4-0									
2-1-0		0-0-0		0-0-0		HOME		0-0-0		0-0-0		2-1-0									
1-5-0		0-0-0		0-0-0		AWAY		1-2-0		0-0-0		0-3-0									
0-0-0		0-0-0		0-0-0		NEUTRAL		0-0-0		0-0-0		0-0-0									
RPI	S	Opponent		Score		RPI	S	Opponent		Score		RPI	S	Opponent		Score					
5	A	South Carolina		1	10			74 A Hartford		9	5	134	H	St. John's (NY)		3	20				
5	A	South Carolina		1	8			74 A Hartford		6	7	153	A	Binghamton		6	8				
5	A	South Carolina		2	6			74 A Hartford		3	6	153	A	Binghamton		4	9				
								80 A Western Ky.		2	12	153	A	Binghamton		4	7				
								80 A Western Ky.		3	5	186	A	Marist		0	2				
								80 A Western Ky.		7	4	206	H	Fordham		3	9				
												207	A	Fairfield		4	5				
												208	H	UMBC		1	5				
												208	H	UMBC		6	1				
												208	H	UMBC		10	4				
												227	A	Central Conn. St.		6	1				
												232	A	Harvard		3	0				
												232	A	Harvard		2	3				
												255	A	NYIT		5	2				
												255	A	NYIT		0	3				
												255	A	NYIT		0	4				
												255	A	NYIT		7	2				
												290	A	N.C. A&T		9	2				
												290	A	N.C. A&T		14	3				
												290	A	N.C. A&T		4	13				
												295	H	Saint Peter's		5	0				
												295	H	Saint Peter's		17	5				
												295	H	Saint Peter's		5	2				
LAST 15 GAMES																					
295	H	Saint Peter's		5	2	186	A	Marist		0	2	295	H	Saint Peter's		5	2				
295	H	Saint Peter's		17	5	153	A	Binghamton		6	8										
295	H	Saint Peter's		5	0	153	A	Binghamton		4	9										
134	H	St. John's (NY)		3	20																
208	H	UMBC		1	5																

**Non-Div. I Games:**

Albany (NY)



208 H UMBC	6	1
208 H UMBC	10	4

A  
l  
b  
a  
n  
y  
(  
N  
Y  
)

A  
l  
b  
a  
n  
y  
(  
N  
Y  
)



Average RPI Win:	213	WON-LOST RECORD	WINNING PCT. RANK	LAST 15 GAMES	STRENGTH OF SCHEDULE	OPP. STRENGTH OF SCHEDULE	TEAM RPI	ADJ RPI	CONF. RPI	ADJ CONF. RPI	
Average RPI Loss:	145										
DIV. I ONLY	16-21-0	.43243	199	8-7-0	189	218	210	.46429	210	26	26
DIV. I NON-CONF.	10-18-0	.35714	225	2-4-0	134	201	204	.46996	204	27	27
<hr/>											
TOTALS	RPI 1-25	RPI 26-50		W-L RECORDS	RPI 51-100		RPI 101-150		RPI 150+		
16-21-0	0-0-0	1-1-0		OVERALL	1-5-0		1-5-0		13-10-0		
9-9-0	0-0-0	0-0-0		HOME	0-0-0		0-3-0		9-6-0		
6-10-0	0-0-0	1-1-0		AWAY	1-5-0		0-0-0		4-4-0		
1-2-0	0-0-0	0-0-0		NEUTRAL	0-0-0		1-2-0		0-0-0		
<hr/>											
10-18-0	0-0-0	1-1-0		NON-CONFERENCE	1-5-0		1-5-0		7-7-0		
4-8-0	0-0-0	0-0-0		HOME	0-0-0		0-3-0		4-5-0		
5-8-0	0-0-0	1-0-		AWAY	1-5-0		0-0-0		3-2-0		
1-2-0	0-0-0	0-0-0		NEUTRAL	0-0-0		1-2-0		0-0-0		
<hr/>											
6-3-0	0-0-0	0-0-0		CONFERENCE	0-0-0		0-0-0		6-3-0		
5-1-0	0-0-0	0-0-0		HOME	0-0-0		0-0-0		5-1-0		
1-2-0	0-0-0	0-0-0		AWAY	0-0-0		0-0-0		1-2-0		
0-0-0	0-0-0	0-0-0		NEUTRAL	0-0-0		0-0-0		0-0-0		
<hr/>											
RPI S	Opponent	Score	RPI S	Opponent	Score	RPI S	Opponent	Score	RPI S	Opponent	Score
			36 A	Virginia	3 15	68 A	Houston	2 5	103 N	Kent St.	4 6
			37 A	Maryland	19 10	68 A	Houston	0 5	103 N	Kent St.	4 7
						68 A	Houston	0 14	104 H	CSUN	3 9
						76 A	North Florida	0 2	104 H	CSUN	5 6
						76 A	North Florida	7 6	104 H	CSUN	2 4
						76 A	North Florida	7 10	129 N	Ball St.	2 0
									162 H	Georgetown	2 3
									175 H	Monmouth	14 5
									175 H	Monmouth	7 5
									175 H	Monmouth	1 4
									188 A	Davidson	4 7
									188 A	Davidson	7 8
									188 A	Davidson	3 2
									191 H	James Madison	1 2
									208 A	UMBC	12 8
									208 H	UMBC	8 10
									220 H	Yale	6 1
									243 A	Charleston So.	1 12
									243 A	Charleston So.	1 3
									243 A	Charleston So.	10 5
									254 A	Towson	10 2
			LAST 15 GAMES						256 H	NJIT	0 6
			285 H	George Mason	9 3	36 A	Virginia	3 15	276 H	La Salle	3 6
			285 H	George Mason	14 4	208 A	UMBC	12 8	276 H	La Salle	4 3
			285 H	George Mason	1 0	276 H	La Salle	3 6	276 H	La Salle	2 1
			254 A	Towson	10 2				285 H	George Mason	9 3
			188 A	Davidson	7 8				285 H	George Mason	1 0

Non-Div. I Games:

George Washington



188	A	Davidson	4	7
188	A	Davidson	3	2

RPI	S	Opponent	Score	
285	H	George Mason	14	4
292	H	Delaware St.	8	0

George Washington

G  
e  
o  
r  
g  
e  
W  
a  
s  
h  
i  
n  
g  
t  
o  
n

G  
e  
o  
r  
g  
e  
W  
a  
s  
h  
i  
n  
g  
t  
o  
n



Average RPI Win: 175		WON-LOST RECORD		WINNING PCT. RANK		LAST 15 GAMES		STRENGTH OF SCHEDULE		OPP. STRENGTH OF SCHEDULE		TEAM RPI		ADJ RPI		CONF. RPI		ADJ CONF. RPI	
DIV. I ONLY		13-23-0		.36111 238		4-10-0		156		59		211		.46412 211		7		6	
DIV. I NON-CONF.		9-18-0		.33333 233		0-5-0		201		55		243		.44731 242		7		7	
TOTALS		RPI 1-25		RPI 26-50		W-L RECORDS		RPI 51-100		RPI 101-150		RPI 150+							
13-23-0		0-2-0		1-2-0		OVERALL		2-10-0		2-6-0		8-3-0							
8-11-0		0-0-0		1-2-0		HOME		1-6-0		0-2-0		6-1-0							
4-9-0		0-2-0		0-0-0		AWAY		0-1-0		2-4-0		2-2-0							
1-3-0		0-0-0		0-0-0		NEUTRAL		1-3-0		0-0-0		0-0-0							
9-18-0		0-2-0		0-0-0		NON-CONFERENCE		1-8-0		2-6-0		6-2-0							
6-7-0		0-0-0		0-0-0		HOME		0-4-0		0-2-0		6-1-0							
2-8-0		0-2-0		0-0-		AWAY		0-1-0		2-4-0		0-1-0							
1-3-0		0-0-0		0-0-0		NEUTRAL		1-3-0		0-0-0		0-0-0							
4-5-0		0-0-0		1-2-0		CONFERENCE		1-2-0		0-0-0		2-1-0							
2-4-0		0-0-0		1-2-0		HOME		1-2-0		0-0-0		0-0-0							
2-1-0		0-0-0		0-0-0		AWAY		0-0-0		0-0-0		2-1-0							
0-0-0		0-0-0		0-0-0		NEUTRAL		0-0-0		0-0-0		0-0-0							
RPI S	Opponent	Score		RPI S	Opponent	Score		RPI S	Opponent	Score		RPI S	Opponent	Score					
7 A	Ole Miss	7	9	29 H	East Carolina	1	8	67 N	Tennessee	4	8	113 A	Southern Ill.	7	4				
17 A	Mississippi St.	1	11	29 H	East Carolina	6	5	67 N	Tennessee	13	8	113 A	Southern Ill.	3	5				
				29 H	East Carolina	2	8	67 N	Tennessee	2	5	113 A	Southern Ill.	5	11				
								69 H	Austin Peay	7	9	116 A	Ga. Southern	0	5				
								83 H	Missouri St.	4	6	116 A	Ga. Southern	2	3				
								83 H	Missouri St.	4	7	116 A	Ga. Southern	6	4				
								83 H	Missouri St.	7	8	128 H	Arkansas	4	12				
								94 H	UCF	1	7	140 H	Arkansas St.	5	11				
								94 H	UCF	6	1	181 A	South Fla.	4	3				
								94 H	UCF	2	9	181 A	South Fla.	8	3				
								99 A	Middle Tenn.	2	8	181 A	South Fla.	5	7				
								99 N	Middle Tenn.	1	3	222 H	SIUE	11	5				
												222 H	SIUE	4	0				
												222 H	SIUE	4	2				
												238 A	Murray St.	6	10				
												270 H	Eastern Ill.	23	0				
												270 H	Eastern Ill.	2	1				
												270 H	Eastern Ill.	9	10				
												282 H	Ark.-Pine Bluff	6	5				
				LAST 15 GAMES															
				29 H	East Carolina	6	5	181 A	South Fla.	8	3								
				29 H	East Carolina	2	8	128 H	Arkansas	4	12								
				29 H	East Carolina	1	8	94 H	UCF	1	7								
				17 A	Mississippi St.	1	11												
				69 H	Austin Peay	7	9												

Non-Div. I Games:

Memphis



181 A South Fla.	5	7
181 A South Fla.	4	3

M  
e  
m  
p  
h  
i  
s

M  
e  
m  
p  
h  
i  
s



Average RPI Win: 214		WON-LOST	WINNING	LAST 15	STRENGTH OF		OPP. STRENGTH	TEAM	ADJ	CONF.	ADJ CONF.
Average RPI Loss: 138		RECORD	PCT. RANK	GAMES	SCHEDULE		OF SCHEDULE	RPI	RPI	RPI	RPI
DIV. I ONLY		16-21-0	.43243	199	7-8-0		151	231	212	.46364	212
DIV. I NON-CONF.		7-15-0	.31818	244	0-6-0		90	137	231	.45469	231
TOTALS		RPI 1-25	RPI 26-50		W-L RECORDS		RPI 51-100		RPI 101-150		RPI 150+
16-21-0	0-1-0	0-0-0		OVERALL		3-6-0		2-8-0		11-6-0	
14-9-0	0-0-0	0-0-0		HOME		3-4-0		2-1-0		9-4-0	
2-11-0	0-1-0	0-0-0		AWAY		0-2-0		0-6-0		2-2-0	
0-1-0	0-0-0	0-0-0		NEUTRAL		0-0-0		0-1-0		0-0-0	
7-15-0	0-1-0	0-0-0		NON-CONFERENCE		3-6-0		0-4-0		4-4-0	
7-7-0	0-0-0	0-0-0		HOME		3-4-0		0-0-0		4-3-0	
0-7-0	0-1-0	0-0-		AWAY		0-2-0		0-3-0		0-1-0	
0-1-0	0-0-0	0-0-0		NEUTRAL		0-0-0		0-1-0		0-0-0	
9-6-0	0-0-0	0-0-0		CONFERENCE		0-0-0		2-4-0		7-2-0	
7-2-0	0-0-0	0-0-0		HOME		0-0-0		2-1-0		5-1-0	
2-4-0	0-0-0	0-0-0		AWAY		0-0-0		0-3-0		2-1-0	
0-0-0	0-0-0	0-0-0		NEUTRAL		0-0-0		0-0-0		0-0-0	
RPI S	Opponent	Score		RPI S	Opponent	Score		RPI S	Opponent	Score	
2 A	Miami (FL)	4	5					76 A	North Florida	6	12
								76 H	North Florida	4	1
								76 H	North Florida	1	13
								82 H	Jacksonville	3	4
								93 H	FGCU	1	0
								93 H	FGCU	6	9
								93 H	FGCU	5	15
								94 A	UCF	7	12
								94 H	UCF	17	3
								115 A	Ohio St.	2	6
								115 A	Ohio St.	5	13
								115 A	Ohio St.	2	11
								145 A	Florida A&M	3	5
								145 A	Florida A&M	1	2
								145 A	Florida A&M	3	15
								145 H	Florida A&M	7	5
								145 H	Florida A&M	3	6
								145 H	Florida A&M	6	5
								150 N	Milwaukee	0	11
								163 H	Stetson	2	11
								170 A	FIU	3	4
								170 H	FIU	8	21
								181 H	South Fla.	10	3
								217 H	Quinnipiac	8	3
								238 H	Murray St.	3	2
								238 H	Murray St.	0	5
								238 H	Murray St.	6	0
								271 A	N.C. Central	13	4
								271 A	N.C. Central	11	3
								271 A	N.C. Central	3	4
								290 H	N.C. A&T	10	14
								290 H	N.C. A&T	9	7
								290 H	N.C. A&T	4	2
								291 H	Savannah St.	3	0
								291 H	Savannah St.	12	7
								291 H	Savannah St.	7	6
LAST 15 GAMES								76 A	North Florida	6	12
								115 A	Ohio St.	5	13
								115 A	Ohio St.	2	11
145 H	Florida A&M	7	5								
145 H	Florida A&M	3	6								
145 H	Florida A&M	6	5								
170 A	FIU	3	4								
291 H	Savannah St.	7	6								

Non-Div. I Games:

Bethune-Cookman



291 H Savannah St.	3	0
291 H Savannah St.	12	7

B  
e  
t  
h  
u  
n  
e  
-  
C  
o  
o  
k  
m  
a  
n

B  
e  
t  
h  
u  
n  
e  
-  
C  
o  
o  
k  
m  
a  
n



H  
o  
f  
f  
s  
t  
r  
aH  
o  
f  
f  
s  
t  
r  
a

Hofstra



154 H Delaware	3	13
154 H Delaware	4	8

RPI	S	Opponent	Score	
299	A	Coppin St.	17	4
299	A	Coppin St.	15	0
299	A	Coppin St.	17	0

Hofstra

H  
o  
f  
s  
t  
r  
a

H  
o  
f  
s  
t  
r  
a



Average RPI Win:		201	WON-LOST		WINNING		LAST 15		STRENGTH OF		OPP. STRENGTH		TEAM		ADJ		CONF.		ADJ CONF.				
Average RPI Loss:		163	RECORD		PCT. RANK		GAMES		SCHEDULE		OF SCHEDULE		RPI		RPI		RPI		RPI				
DIV. I ONLY			17-19-0		.47222	164	7-8-0		223		235		214		.46287	214	20		20				
DIV. I NON-CONF.			10-11-0		.47619	162	1-5-0		235		279		215		.46318	215	21		20				
TOTALS		RPI 1-25		RPI 26-50		W-L RECORDS		RPI 51-100		RPI 101-150		RPI 150+											
17-19-0		1-1-0		0-1-0		OVERALL		3-4-0		1-3-0		12-10-0											
8-10-0		0-0-0		0-0-0		HOME		2-4-0		1-2-0		5-4-0											
6-9-0		1-1-0		0-1-0		AWAY		0-0-0		0-1-0		5-6-0											
3-0-0		0-0-0		0-0-0		NEUTRAL		1-0-0		0-0-0		2-0-0											
10-11-0		1-1-0		0-1-0		NON-CONFERENCE		1-0-0		1-3-0		7-6-0											
4-5-0		0-0-0		0-0-0		HOME		0-0-0		1-2-0		3-3-0											
3-6-0		1-1-0		0-0-		AWAY		0-0-0		0-1-0		2-3-0											
3-0-0		0-0-0		0-0-0		NEUTRAL		1-0-0		0-0-0		2-0-0											
7-8-0		0-0-0		0-0-0		CONFERENCE		2-4-0		0-0-0		5-4-0											
4-5-0		0-0-0		0-0-0		HOME		2-4-0		0-0-0		2-1-0											
3-3-0		0-0-0		0-0-0		AWAY		0-0-0		0-0-0		3-3-0											
0-0-0		0-0-0		0-0-0		NEUTRAL		0-0-0		0-0-0		0-0-0											
RPI	S	Opponent		Score		RPI	S	Opponent		Score		RPI	S	Opponent		Score		RPI	S	Opponent		Score	
3	A	Louisville		2	14	26	A	UNCW		7	10	56	H	Southeast Mo. St.		1	4	101	A	Marshall		4	5
17	A	Mississippi St.		16	12							56	H	Southeast Mo. St.		3	7	122	H	Evansville		2	10
												56	H	Southeast Mo. St.		1	2	122	H	Evansville		0	4
												79	N	VCU		12	2	122	H	Evansville		6	5
												91	H	Morehead St.		2	16	199	N	South Dakota St.		10	1
												91	H	Morehead St.		19	3	199	N	South Dakota St.		6	4
												91	H	Morehead St.		8	6	216	A	Belmont		5	6
																		216	A	Belmont		5	6
																		216	A	Belmont		2	1
																		222	H	SIUE		3	7
																		222	H	SIUE		12	1
																		222	H	SIUE		8	4
																		228	A	Lipscomb		13	7
																		228	A	Lipscomb		2	3
																		228	A	Lipscomb		2	4
																		241	A	Dayton		2	5
																		253	H	Ohio		4	10
																		274	A	UT Martin		16	1
																		274	A	UT Martin		5	4
																		274	A	UT Martin		6	20
																		294	H	UMES		14	3
																		294	H	UMES		17	1
																		294	H	UMES		4	5
																		294	H	UMES		20	2
																		298	A	Alabama A&M		11	6
																		298	H	Alabama A&M		1	3
LAST 15 GAMES																							
222 H SIUE						12	1	253 H Ohio						4	10	294 H UMES						4	5
222 H SIUE						3	7	91 H Morehead St.						2	16	294 H UMES						20	2
222 H SIUE						8	4	91 H Morehead St.						19	3	298 A Alabama A&M						11	6
298 H Alabama A&M						1	3									298 H Alabama A&M						1	3
274 A UT Martin						16	1																



274 A UT Martin	5	4
274 A UT Martin	6	20

E  
a  
s  
t  
e  
r  
n  
K  
Y  
.

E  
a  
s  
t  
e  
r  
n  
K  
Y  
.



Average RPI Win: 214		WON-LOST	WINNING	LAST 15	STRENGTH OF		OPP. STRENGTH	TEAM	ADJ		CONF.	ADJ CONF.			
Average RPI Loss: 144		RECORD	PCT. RANK	GAMES	SCHEDULE		OF SCHEDULE	RPI	RPI	RPI	RPI				
DIV. I ONLY		10-22-0	.3125	260	6-9-0		135	222	215	.46276	215	29			
DIV. I NON-CONF.		7-16-0	.30435	250	3-3-0		133	187	196	.47433	196	26			
TOTALS		RPI 1-25	RPI 26-50		W-L RECORDS		RPI 51-100		RPI 101-150		RPI 150+				
10-22-0		0-3-0	0-1-0		OVERALL		0-1-0		0-3-0		10-14-0				
4-5-0		0-0-0	0-0-0		HOME		0-1-0		0-0-0		4-4-0				
5-16-0		0-3-0	0-1-0		AWAY		0-0-0		0-3-0		5-8-0				
1-1-0		0-0-0	0-0-0		NEUTRAL		0-0-0		0-0-0		1-1-0				
7-16-0		0-3-0	0-1-0		NON-CONFERENCE		0-1-0		0-3-0		7-8-0				
2-2-0		0-0-0	0-0-0		HOME		0-1-0		0-0-0		2-1-0				
4-13-0		0-3-0	0-0-		AWAY		0-0-0		0-3-0		4-6-0				
1-1-0		0-0-0	0-0-0		NEUTRAL		0-0-0		0-0-0		1-1-0				
3-6-0		0-0-0	0-0-0		CONFERENCE		0-0-0		0-0-0		3-6-0				
2-3-0		0-0-0	0-0-0		HOME		0-0-0		0-0-0		2-3-0				
1-3-0		0-0-0	0-0-0		AWAY		0-0-0		0-0-0		1-3-0				
0-0-0		0-0-0	0-0-0		NEUTRAL		0-0-0		0-0-0		0-0-0				
RPI S	Opponent	Score		RPI S	Opponent	Score		RPI S	Opponent	Score		RPI S	Opponent	Score	
2 A	Miami (FL)	0	10	48 A	Old Dominion	5	6	74 H	Hartford	3	8	125 A	Seton Hall	0	2
2 A	Miami (FL)	4	7									125 A	Seton Hall	2	3
2 A	Miami (FL)	4	14									125 A	Seton Hall	0	5
												154 N	Delaware	10	2
												158 A	Stony Brook	2	8
												170 A	FIU	4	8
												170 A	FIU	2	5
												170 A	FIU	0	6
												170 A	FIU	7	6
												175 A	Monmouth	3	7
												175 H	Monmouth	4	5
												175 H	Monmouth	6	5
												185 N	Virginia Tech	7	12
												186 A	Marist	2	14
												186 A	Marist	8	2
												186 A	Marist	7	13
												194 H	Canisius	4	3
												194 H	Canisius	0	3
												194 H	Canisius	2	4
												206 A	Fordham	3	12
												213 A	Hofstra	4	14
												213 H	Hofstra	5	1
												252 A	Army West Point	3	2
												255 A	NYIT	6	4
												272 A	Lehigh	2	0
												272 H	Lehigh	4	6
												272 H	Lehigh	10	2
LAST 15 GAMES				186 A	Marist	8	2	194 H	Canisius	2	4	252 A	Army West Point	3	2
				186 A	Marist	2	14	158 A	Stony Brook	2	8	255 A	NYIT	6	4
				186 A	Marist	7	13	175 A	Monmouth	3	7	272 A	Lehigh	2	0
				213 A	Hofstra	4	14					272 H	Lehigh	4	6
				252 A	Army West Point	3	2					272 H	Lehigh	10	2

Non-Div. I Games:

Manhattan



194 H Canisius	4	3
194 H Canisius	0	3

M  
a  
n  
h  
a  
t  
t  
a  
n

M  
a  
n  
h  
a  
t  
t  
a  
n



B  
e  
l  
m  
o  
n  
t

Belmont



222 A SIUE	6	5
222 A SIUE	8	9

B  
e  
l  
m  
o  
n  
t

B  
e  
l  
m  
o  
n  
t



[illegible]

**Non-Div. I Games:**

Quinnipiac



245 A Siena	7	8
245 A Siena	7	0

Q  
u  
i  
n  
n  
i  
p  
i  
a  
c

Q  
u  
i  
n  
n  
i  
p  
i  
a  
c



Average RPI Win:		201	WON-LOST		WINNING		LAST 15		STRENGTH OF		OPP. STRENGTH		TEAM		ADJ		CONF.		ADJ CONF.		
Average RPI Loss:		123	RECORD		PCT. RANK		GAMES		SCHEDULE		OF SCHEDULE		RPI		RPI		RPI		RPI		
DIV. I ONLY			13-23-0		.36111	238	4-11-0		149		123		219		.45993	218	15		15		
DIV. I NON-CONF.			10-17-0		.37037	218	1-5-0		202		89		244		.44643	243	16		16		
TOTALS		RPI 1-25		RPI 26-50		W-L RECORDS		RPI 51-100		RPI 101-150		RPI 150+									
13-23-0		0-4-0		1-5-0		OVERALL		0-0-0		0-3-0		12-11-0									
10-10-0		0-3-0		1-4-0		HOME		0-0-0		0-0-0		9-3-0									
3-13-0		0-1-0		0-1-0		AWAY		0-0-0		0-3-0		3-8-0									
0-0-0		0-0-0		0-0-0		NEUTRAL		0-0-0		0-0-0		0-0-0									
10-17-0		0-4-0		0-3-0		NON-CONFERENCE		0-0-0		0-0-0		10-10-0									
9-8-0		0-3-0		0-2-0		HOME		0-0-0		0-0-0		9-3-0									
1-9-0		0-1-0		0-0-		AWAY		0-0-0		0-0-0		1-7-0									
0-0-0		0-0-0		0-0-0		NEUTRAL		0-0-0		0-0-0		0-0-0									
3-6-0		0-0-0		1-2-0		CONFERENCE		0-0-0		0-3-0		2-1-0									
1-2-0		0-0-0		1-2-0		HOME		0-0-0		0-0-0		0-0-0									
2-4-0		0-0-0		0-0-0		AWAY		0-0-0		0-3-0		2-1-0									
0-0-0		0-0-0		0-0-0		NEUTRAL		0-0-0		0-0-0		0-0-0									
RPI	S	Opponent		Score		RPI	S	Opponent		Score		RPI	S	Opponent		Score					
5	H	South Carolina		3	6	31	A	Col. of Charleston		0	1	136	A	Wofford		9	10				
10	H	Clemson		1	12	31	H	Col. of Charleston		1	5	136	A	Wofford		5	10				
10	H	Clemson		4	5	31	H	Col. of Charleston		9	12	136	A	Wofford		8	10				
16	A	Coastal Caro.		3	4	39	H	UNCG		4	7	163	A	Stetson		5	11				
						39	H	UNCG		1	14	163	A	Stetson		0	7				
						39	H	UNCG		7	5	163	A	Stetson		1	3				
												179	H	Presbyterian		6	7				
												179	H	Presbyterian		7	2				
												179	H	Presbyterian		2	1				
												185	H	Virginia Tech		4	2				
												185	H	Virginia Tech		5	4				
												185	H	Virginia Tech		0	12				
												198	H	Richmond		6	2				
												201	A	Elon		3	5				
												201	A	Elon		3	8				
												201	A	Elon		13	8				
												233	A	VMI		10	2				
												233	A	VMI		3	8				
												233	A	VMI		4	2				
												239	A	USC Upstate		1	14				
												239	H	USC Upstate		1	7				
												243	A	Charleston So.		1	18				
												243	H	Charleston So.		4	3				
												245	H	Siena		6	4				
												245	H	Siena		3	2				
												245	H	Siena		14	2				
TOTALS		RPI 1-25		RPI 26-50		W-L RECORDS		RPI 51-100		RPI 101-150		RPI 150+									
13-23-0		0-4-0		1-5-0		OVERALL		0-0-0		0-3-0		12-11-0									
10-10-0		0-3-0		1-4-0		HOME		0-0-0		0-0-0		9-3-0									
3-13-0		0-1-0		0-1-0		AWAY		0-0-0		0-3-0		3-8-0									
0-0-0		0-0-0		0-0-0		NEUTRAL		0-0-0		0-0-0		0-0-0									
10-17-0		0-4-0		0-3-0		NON-CONFERENCE		0-0-0		0-0-0		10-10-0									
9-8-0		0-3-0		0-2-0		HOME		0-0-0		0-0-0		9-3-0									
1-9-0		0-1-0		0-0-		AWAY		0-0-0		0-0-0		1-7-0									
0-0-0		0-0-0		0-0-0		NEUTRAL		0-0-0		0-0-0		0-0-0									
3-6-0		0-0-0		1-2-0		CONFERENCE		0-0-0		0-3-0		2-1-0									
1-2-0		0-0-0		1-2-0		HOME		0-0-0		0-0-0		0-0-0									
2-4-0		0-0-0		0-0-0		AWAY		0-0-0		0-3-0		2-1-0									
0-0-0		0-0-0		0-0-0		NEUTRAL		0-0-0		0-0-0		0-0-0									
TOTALS		RPI 1-25		RPI 26-50		W-L RECORDS		RPI 51-100		RPI 101-150		RPI 150+									
13-23-0		0-4-0		1-5-0		OVERALL		0-0-0		0-3-0		12-11-0									
10-10-0		0-3-0		1-4-0		HOME		0-0-0		0-0-0		9-3-0									
3-13-0		0-1-0		0-1-0		AWAY		0-0-0		0-3-0		3-8-0									
0-0-0		0-0-0		0-0-0		NEUTRAL		0-0-0		0-0-0		0-0-0									
10-17-0		0-4-0		0-3-0		NON-CONFERENCE		0-0-0		0-0-0		10-10-0									
9-8-0		0-3-0		0-2-0		HOME		0-0-0		0-0-0		9-3-0									
1-9-0		0-1-0		0-0-		AWAY		0-0-0		0-0-0		1-7-0									
0-0-0		0-0-0		0-0-0		NEUTRAL		0-0-0		0-0-0		0-0-0									
3-6-0		0-0-0		1-2-0		CONFERENCE		0-0-0		0-3-0		2-1-0									
1-2-0		0-0-0		1-2-0		HOME		0-0-0		0-0-0		0-0-0									
2-4-0		0-0-0		0-0-0		AWAY		0-0-0		0-3-0		2-1-0									
0-0-0		0-0-0		0-0-0		NEUTRAL		0-0-0		0-0-0		0-0-0									
TOTALS		RPI 1-25		RPI 26-50		W-L RECORDS		RPI 51-100		RPI 101-150		RPI 150+									
13-23-0		0-4-0		1-5-0		OVERALL		0-0-0		0-3-0		12-11-0									
10-10-0		0-3-0		1-4-0		HOME		0-0-0		0-0-0		9-3-0									
3-13-0		0-1-0		0-1-0		AWAY		0-0-0		0-3-0		3-8-0									
0-0-0		0-0-0		0-0-0		NEUTRAL		0-0-0		0-0-0		0-0-0									
10-17-0		0-4-0		0-3-0		NON-CONFERENCE		0-0-0		0-0-0		10-10-0									
9-8-0		0-3-0		0-2-0		HOME		0-0-0		0-0-0		9-3-0									
1-9-0		0-1-0		0-0-		AWAY		0-0-0		0-0-0		1-7-0									
0-0-0		0-0-0		0-0-0		NEUTRAL		0-0-0		0-0-0		0-0-0									
3-6-0		0-0-0		1-2-0		CONFERENCE		0-0-0		0-3-0		2-1-0									
1-2-0		0-0-0		1-2-0		HOME		0-0-0		0-0-0		0-0-0									
2-4-0		0-0-0		0-0-0		AWAY		0-0-0		0-3-0		2-1-0									
0-0-0		0-0-0		0-0-0		NEUTRAL		0-0-0		0-0-0		0-0-0									
TOTALS		RPI 1-25		RPI 26-50		W-L RECORDS		RPI 51-100		RPI 101-150		RPI 150+									
13-23-0		0-4-0		1-5-0		OVERALL		0-0-0		0-3-0		12-11-0									
10-10-0		0-3-0		1-4-0		HOME		0-0-0		0-0-0		9-3-0									
3-13-0		0-1-0		0-1-0		AWAY		0-0-0		0-3-0		3-8-0									
0-0-0		0-0-0		0-0-0		NEUTRAL		0-0-0		0-0-0		0-0-0									
10-17-0		0-4-0		0-3-0		NON-CONFERENCE		0-0-0		0-0-0		10-10-0									
9-8-0		0-3-0		0-2-0		HOME		0-0-0		0-0-0		9-3-0									
1-9-0		0-1-0		0-0-		AWAY		0-0-0		0-0-0		1-7-0									
0-0-0		0-0-0		0-0-0		NEUTRAL		0-0-0		0-0-0		0-0-0									
3-6-0		0-0-0		1-2-0		CONFERENCE		0-0-0		0-3-0		2-1-0									
1-2-0		0-0-0		1-2-0		HOME		0-0-0		0-0-0		0-0-0									
2-4-0		0-0-0		0-0-0		AWAY		0-0-0		0-3-0		2-1-0									
0-0-0		0-0-0		0-0-0		NEUTRAL		0-0-0		0-0-0		0-0-0									
TOTALS		RPI 1-25		RPI 26-50		W-L RECORDS		RPI 51-100		RPI 101-150		RPI 150+									
13-23-0		0-4-0		1-5-0		OVERALL		0-0-0		0-3-0		12-11-0									
10-10-0		0-3-0		1-4-0		HOME		0-0-0		0-0-0		9-3-0									
3-13-0		0-1-0		0-1-0		AWAY		0-0-0		0-3-0		3-8-0									
0-0-0		0-0-0		0-0-0		NEUTRAL		0-0-0		0-0-0		0-0-0									
10-17-0		0-4-0		0-3-0		NON-CONFERENCE		0-0-0		0-0-0		10-10-0									
9-8-0		0-3-0		0-2-0		HOME		0-0-0		0-0-0		9-3-0									
1-9-0		0-1-0		0-0-		AWAY		0-0-0		0-0-0		1-7-0									
0-0-0		0-0-0		0-0-0		NEUTRAL		0-0-0		0-0-0		0-0-0									
3-6-0		0-0-0		1-2-0		CONFERENCE		0-0-0		0-3-0		2-1-0									
1-2-0		0-0-0		1-2-0		HOME		0-0-0		0-0-0		0-0-0									
2-4-0		0-0-0		0-0-0		AWAY		0-0-0		0-3-0		2-1-0									
0-0-0		0-0-0		0-0-0		NEUTRAL		0-0-0		0-0-0		0-0-0									
TOTALS		RPI 1-25		RPI 26-50		W-L RECORDS		RPI 51-100		RPI 101-150		RPI 150+									
13-23-0		0-4-0		1-5-0		OVERALL		0-0-0		0-3-0		12-11-0									
10-10-0		0-3-0		1-4-0		HOME		0-0-0		0-0-0		9-3-0									
3-13-0		0-1-0		0-1-0		AWAY		0-0-0		0-3-0		3-8-0									
0-0-0		0-0-0		0-0-0		NEUTRAL		0-0-0		0-0-0		0-0-0									
10-17-0		0-4-0		0-3-0		NON-CONFERENCE		0-0-0		0-0-0		10-10-0									
9-8-0		0-3-0		0-2-0		HOME		0-0-0		0-0-0		9-3-0									
1-9-0		0-1-0		0-0-		AWAY		0-0-0		0-0-0		1-7-0									
0-0-0		0-0-0		0-0-0		NEUTRAL		0-0-0		0-0-0		0-0-0									
3-6-0		0-0-0		1-2-0		CONFERENCE		0-0-0		0-3-0		2-1-0									
1-2-0		0-0-0		1-2-0		HOME		0-0-0		0-0-0		0-0-0									
2-4-0		0-0-0		0-0-0		AWAY		0-0-0		0-3-0		2-1-0									
0-0-0		0-0-0		0-0-0		NEUTRAL		0-0-0		0-0-0		0-0-0									
TOTALS</																					

Non-Div. I Games:

The Citadel



39	H	UNCG	1	14
243	A	Charleston So.	1	18



Average RPI Win:		206	WON-LOST RECORD		WINNING PCT. RANK		LAST 15 GAMES		STRENGTH OF SCHEDULE		OPP. STRENGTH OF SCHEDULE		TEAM RPI		ADJ RPI		CONF. RPI		ADJ CONF. RPI	
DIV. I ONLY			11-22-0		.33333 250		3-11-0		163		135		218		.45969 219		11		11	
DIV. I NON-CONF.			6-10-0		.375 214		1-1-0		195		175		209		.4639 213		9		9	
TOTALS		RPI 1-25		RPI 26-50		W-L RECORDS		RPI 51-100		RPI 101-150		RPI 150+								
11-22-0		0-1-0		0-1-0		OVERALL		0-7-0		3-6-0		8-7-0								
5-9-0		0-0-0		0-1-0		HOME		0-4-0		0-1-0		5-3-0								
6-13-0		0-1-0		0-0-0		AWAY		0-3-0		3-5-0		3-4-0								
0-0-0		0-0-0		0-0-0		NEUTRAL		0-0-0		0-0-0		0-0-0								
6-10-0		0-1-0		0-1-0		NON-CONFERENCE		0-1-0		2-4-0		4-3-0								
2-5-0		0-0-0		0-1-0		HOME		0-1-0		0-1-0		2-2-0								
4-5-0		0-1-0		0-0-		AWAY		0-0-0		2-3-0		2-1-0								
0-0-0		0-0-0		0-0-0		NEUTRAL		0-0-0		0-0-0		0-0-0								
5-12-0		0-0-0		0-0-0		CONFERENCE		0-6-0		1-2-0		4-4-0								
3-4-0		0-0-0		0-0-0		HOME		0-3-0		0-0-0		3-1-0								
2-8-0		0-0-0		0-0-0		AWAY		0-3-0		1-2-0		1-3-0								
0-0-0		0-0-0		0-0-0		NEUTRAL		0-0-0		0-0-0		0-0-0								
RPI	S	Opponent		Score		RPI	S	Opponent		Score		RPI	S	Opponent		Score				
4	A	Texas A&M		3	13	46	H	Michigan St.		3	9	51	H	Lamar		0	1			
												51	H	Lamar		12	15			
												51	H	Lamar		1	5			
												62	A	Southeastern La.		0	4			
												62	A	Southeastern La.		1	3			
												62	A	Southeastern La.		0	5			
												94	H	UCF		3	4			
												</								

Non-Div. I Games: Houston-Victoria 15 5 Houston-Victoria 5 9

A&M-Corpus Christi



51 H Lamar	1	5
51 H Lamar	0	1

A  
&  
M  
-  
C  
o  
r  
p  
u  
s  
C  
h  
r  
i  
s  
t  
i

A  
&  
M  
-  
C  
o  
r  
p  
u  
s  
C  
h  
r  
i  
s  
t  
i



Average RPI Win: 193		WON-LOST	WINNING	LAST 15	STRENGTH OF		OPP. STRENGTH	TEAM	ADJ		CONF.	ADJ CONF.							
Average RPI Loss: 164		RECORD	PCT. RANK	GAMES	SCHEDULE		OF SCHEDULE	RPI	RPI		RPI	RPI							
DIV. I ONLY		12-22-1	.35714	241	8-7-0		146	270	220	.4596	220	23							
DIV. I NON-CONF.		5-17-1	.23913	271	1-2-0		67	284	226	.45685	226	21							
TOTALS		RPI 1-25	RPI 26-50		W-L RECORDS		RPI 51-100		RPI 101-150		RPI 150+								
12-22-1		0-3-0	0-0-0		OVERALL		2-2-0		0-0-0		10-17-1								
7-7-0		0-0-0	0-0-0		HOME		2-0-0		0-0-0		5-7-0								
5-15-1		0-3-0	0-0-0		AWAY		0-2-0		0-0-0		5-10-1								
0-0-0		0-0-0	0-0-0		NEUTRAL		0-0-0		0-0-0		0-0-0								
5-17-1		0-3-0	0-0-0		NON-CONFERENCE		0-2-0		0-0-0		5-12-1								
2-4-0		0-0-0	0-0-0		HOME		0-0-0		0-0-0		2-4-0								
3-13-1		0-3-0	0-0-		AWAY		0-2-0		0-0-0		3-8-1								
0-0-0		0-0-0	0-0-0		NEUTRAL		0-0-0		0-0-0		0-0-0								
7-5-0		0-0-0	0-0-0		CONFERENCE		2-0-0		0-0-0		5-5-0								
5-3-0		0-0-0	0-0-0		HOME		2-0-0		0-0-0		3-3-0								
2-2-0		0-0-0	0-0-0		AWAY		0-0-0		0-0-0		2-2-0								
0-0-0		0-0-0	0-0-0		NEUTRAL		0-0-0		0-0-0		0-0-0								
RPI	S	Opponent		Score		RPI	S	Opponent		Score		RPI	S	Opponent		Score			
4	A	Texas A&M		5	12			65	A	UConn		2	8		161	A	Navy	2	3
4	A	Texas A&M		2	10			74	A	Hartford		8	15		161	A	Navy	2	8
4	A	Texas A&M		0	13			77	H	Princeton		6	3		161	A	Navy	4	11
								77	H	Princeton		6	1		161	A	Navy	2	2
														162	A	Georgetown	4	5	
														166	A	Sacred Heart	0	7	
														166	H	Sacred Heart	0	9	
														197	H	Cornell	9	8	
														197	H	Cornell	4	2	
														202	H	Holy Cross	1	8	
														202	H	Holy Cross	10	5	
														202	H	Holy Cross	2	4	
														205	A	Columbia	14	5	
														205	A	Columbia	9	7	
														207	H	Fairfield	1	2	
														207	H	Fairfield	2	1	
														210	A	George Washington	1	6	
														217	A	Quinnipiac	8	6	
														232	H	Harvard	1	9	
														232	H	Harvard	2	5	
														232	H	Harvard	3	6	
														232	H	Harvard	3	2	
														236	A	Penn	2	3	
														236	A	Penn	3	19	
														249	A	Bucknell	9	13	
														249	A	Bucknell	5	4	
														249	A	Bucknell	10	0	
LAST 15 GAMES																			
				232	H	Harvard	2	5	77	H	Princeton	6	1						
				232	H	Harvard	1	9	77	H	Princeton	6	3						
				232	H	Harvard	3	6	207	H	Fairfield	2	1						
				232	H	Harvard	3	2											
				166	A	Sacred Heart	0	7											

Non-Div. I Games:

Yale



197	H	Cornell	9	8
197	H	Cornell	4	2

RPI	S	Opponent	Score	
249	A	Bucknell	0	5

Yale

Y  
a  
l  
e

Y  
a  
l  
e



Average RPI Win:	248	WON-LOST RECORD	WINNING PCT. RANK	LAST 15 GAMES	STRENGTH OF SCHEDULE	OPP. STRENGTH OF SCHEDULE	TEAM RPI	ADJ RPI	CONF. RPI	ADJ CONF. RPI					
DIV. I ONLY		16-12-1	.56897	102	7-6-0	294	246	221	.45917	221	26	26			
DIV. I NON-CONF.		12-7-1	.625	76	3-2-0	299	257	221	.46123	221	27	27			
<hr/>															
TOTALS	RPI 1-25	RPI 26-50			W-L RECORDS		RPI 51-100		RPI 101-150		RPI 150+				
16-12-1	0-0-0	0-0-0			OVERALL		0-3-0		0-0-0		16-9-1				
5-2-1	0-0-0	0-0-0			HOME		0-0-0		0-0-0		5-2-1				
5-9-0	0-0-0	0-0-0			AWAY		0-3-0		0-0-0		5-6-0				
6-1-0	0-0-0	0-0-0			NEUTRAL		0-0-0		0-0-0		6-1-0				
12-7-1	0-0-0	0-0-0			NON-CONFERENCE		0-0-0		0-0-0		12-7-1				
3-1-1	0-0-0	0-0-0			HOME		0-0-0		0-0-0		3-1-1				
3-5-0	0-0-0	0-0-			AWAY		0-0-0		0-0-0		3-5-0				
6-1-0	0-0-0	0-0-0			NEUTRAL		0-0-0		0-0-0		6-1-0				
4-5-0	0-0-0	0-0-0			CONFERENCE		0-3-0		0-0-0		4-2-0				
2-1-0	0-0-0	0-0-0			HOME		0-0-0		0-0-0		2-1-0				
2-4-0	0-0-0	0-0-0			AWAY		0-3-0		0-0-0		2-1-0				
0-0-0	0-0-0	0-0-0			NEUTRAL		0-0-0		0-0-0		0-0-0				
RPI	S	Opponent	Score	RPI	S	Opponent	Score	RPI	S	Opponent	Score				
						79 A VCU	5 6	164 N		North Dakota St.	6 1				
						79 A VCU	1 4	164 N		North Dakota St.	2 0				
						79 A VCU	2 3	191 A		James Madison	1 4				
								191 A		James Madison	5 7				
								195 H		Niagara	1 1				
								195 H		Niagara	3 4				
								227 N		Central Conn. St.	6 2				
								227 N		Central Conn. St.	0 3				
								227 N		Central Conn. St.	8 1				
								240 H		Buffalo	9 2				
								240 H		Buffalo	2 1				
								241 A		Dayton	6 3				
								241 A		Dayton	12 13				
								241 A		Dayton	4 3				
								249 H		Bucknell	6 4				
								261 A		Villanova	2 5				
								261 A		Villanova	3 7				
								268 N		Maine	4 3				
								268 N		Maine	9 2				
								280 H		Massachusetts	2 3				
								280 H		Massachusetts	7 3				
								280 H		Massachusetts	5 3				
						LAST 15 GAMES									
						241 A Dayton	12 13	261 A		Villanova	3 7	291 A		Savannah St.	10 1
						241 A Dayton	6 3	261 A		Villanova	2 5	291 A		Savannah St.	9 2
						241 A Dayton	4 3	240 H		Buffalo	9 2	291 A		Savannah St.	1 7
						280 H Massachusetts	7 3					291 A		Savannah St.	7 4
						280 H Massachusetts	5 3								

**Non-Div. I Games:**

St. Bonaventure



280	H	Massachusetts	2	3
249	H	Bucknell	6	4

S  
t  
.  
B  
o  
n  
a  
v  
e  
n  
t  
u  
r  
e

S  
t  
.  
B  
o  
n  
a  
v  
e  
n  
t  
u  
r  
e



Average RPI Win:		221	WON-LOST RECORD		WINNING PCT. RANK		LAST 15 GAMES		STRENGTH OF SCHEDULE		OPP. STRENGTH OF SCHEDULE		TEAM RPI		ADJ RPI		CONF. RPI		ADJ CONF. RPI	
Average RPI Loss:		130																		
DIV. I ONLY			7-25-0		.21875 290		4-11-0		34		263		222		.45909 222		20		20	
DIV. I NON-CONF.			3-11-0		.21429 277		1-2-0		24		195		190		.47605 190		21		20	
TOTALS			RPI 1-25		RPI 26-50		W-L RECORDS		RPI 51-100		RPI 101-150		RPI 150+							
7-25-0			0-3-0		0-0-0		OVERALL		0-9-0		1-2-0		6-11-0							
4-7-0			0-0-0		0-0-0		HOME		0-3-0		1-0-0		3-4-0							
3-18-0			0-3-0		0-0-0		AWAY		0-6-0		0-2-0		3-7-0							
0-0-0			0-0-0		0-0-0		NEUTRAL		0-0-0		0-0-0		0-0-0							
3-11-0			0-3-0		0-0-0		NON-CONFERENCE		0-3-0		1-2-0		2-3-0							
2-0-0			0-0-0		0-0-0		HOME		0-0-0		1-0-0		1-0-0							
1-11-0			0-3-0		0-0-		AWAY		0-3-0		0-2-0		1-3-0							
0-0-0			0-0-0		0-0-0		NEUTRAL		0-0-0		0-0-0		0-0-0							
4-14-0			0-0-0		0-0-0		CONFERENCE		0-6-0		0-0-0		4-8-0							
2-7-0			0-0-0		0-0-0		HOME		0-3-0		0-0-0		2-4-0							
2-7-0			0-0-0		0-0-0		AWAY		0-3-0		0-0-0		2-4-0							
0-0-0			0-0-0		0-0-0		NEUTRAL		0-0-0		0-0-0		0-0-0							
RPI	S	Opponent	Score		RPI	S	Opponent	Score		RPI	S	Opponent	Score							
3	A	Louisville	4	21						56	A	Southeast Mo. St.	0	4						
3	A	Louisville	1	10						56	A	Southeast Mo. St.	5	9						
3	A	Louisville	0	12						56	A	Southeast Mo. St.	11	20						
										70	H	Jacksonville St.	7	9						
										70	H	Jacksonville St.	4	13						
										70	H	Jacksonville St.	6	9						
										83	A	Missouri St.	5	12						
										83	A	Missouri St.	2	6						
										83	A	Missouri St.	1	11						

Non-Div. I Games:

SIUE



216 H Belmont	5	6
216 H Belmont	9	8

S  
I  
U  
E

S  
I  
U  
E



Average RPI Win: 165		WON-LOST RECORD		WINNING PCT. RANK		LAST 15 GAMES		STRENGTH OF SCHEDULE		OPP. STRENGTH OF SCHEDULE		TEAM RPI		ADJ RPI		CONF. RPI		ADJ CONF. RPI	
DIV. I ONLY		8-27-1		.23611 286		5-10-0		123		203		223		.45895 223		25		25	
DIV. I NON-CONF.		5-21-1		.2037 280		2-4-0		84		109		206		.46913 206		24		24	
TOTALS		RPI 1-25		RPI 26-50		W-L RECORDS		RPI 51-100		RPI 101-150		RPI 150+							
8-27-1		0-1-0		0-2-0		OVERALL		2-7-0		1-5-1		5-12-0							
1-3-0		0-0-0		0-0-0		HOME		0-1-0		0-0-0		1-2-0							
7-21-0		0-1-0		0-1-0		AWAY		2-6-0		1-4-0		4-9-0							
0-3-1		0-0-0		0-1-0		NEUTRAL		0-0-0		0-1-1		0-1-0							
5-21-1		0-1-0		0-2-0		NON-CONFERENCE		2-7-0		0-3-1		3-8-0							
0-1-0		0-0-0		0-0-0		HOME		0-1-0		0-0-0		0-0-0							
5-17-0		0-1-0		0-0-		AWAY		2-6-0		0-2-0		3-7-0							
0-3-1		0-0-0		0-1-0		NEUTRAL		0-0-0		0-1-1		0-1-0							
3-6-0		0-0-0		0-0-0		CONFERENCE		0-0-0		1-2-0		2-4-0							
1-2-0		0-0-0		0-0-0		HOME		0-0-0		0-0-0		1-2-0							
2-4-0		0-0-0		0-0-0		AWAY		0-0-0		1-2-0		1-2-0							
0-0-0		0-0-0		0-0-0		NEUTRAL		0-0-0		0-0-0		0-0-0							
RPI	S	Opponent		Score		RPI	S	Opponent		Score		RPI	S	Opponent		Score			
9	A	Florida St.		2	3	40	N	Pittsburgh		2	7	52	A	Duke		2	3		
						41	A	Notre Dame		3	10	52	A	Duke		1	2		
												52	A	Duke		1	6		
												63	A	Wright St.		9	3		
												63	A	Wright St.		1	8		
												63	H	Wright St.		5	11		
												82	A	Jacksonville		1	5		
												82	A	Jacksonville		1	2		
												82	A	Jacksonville		6	1		

Non-Div. I Games:

Toledo



103	A	Kent St.	0	3
235	A	Youngstown St.	6	4

T  
o  
l  
e  
d  
o

T  
o  
l  
e  
d  
o



Average RPI Win: 155		WON-LOST RECORD		WINNING PCT. RANK		LAST 15 GAMES		STRENGTH OF SCHEDULE		OPP. STRENGTH OF SCHEDULE		TEAM RPI		ADJ RPI		CONF. RPI		ADJ CONF. RPI	
DIV. I ONLY		6-21-0		.22222 289		3-12-0		101		206		225		.45782 224		24		24	
DIV. I NON-CONF.		3-12-0		.2 281		0-3-0		167		56		237		.45103 236		25		25	
TOTALS		RPI 1-25		RPI 26-50		W-L RECORDS		RPI 51-100		RPI 101-150		RPI 150+							
6-21-0		0-0-0		0-6-0		OVERALL		0-0-0		3-6-0		3-9-0							
1-2-0		0-0-0		0-0-0		HOME		0-0-0		1-2-0		0-0-0							
4-18-0		0-0-0		0-6-0		AWAY		0-0-0		2-4-0		2-8-0							
1-1-0		0-0-0		0-0-0		NEUTRAL		0-0-0		0-0-0		1-1-0							
3-12-0		0-0-0		0-6-0		NON-CONFERENCE		0-0-0		2-1-0		1-5-0							
0-0-0		0-0-0		0-0-0		HOME		0-0-0		0-0-0		0-0-0							
2-11-0		0-0-0		0-0-		AWAY		0-0-0		2-1-0		0-4-0							
1-1-0		0-0-0		0-0-0		NEUTRAL		0-0-0		0-0-0		1-1-0							
3-9-0		0-0-0		0-0-0		CONFERENCE		0-0-0		1-5-0		2-4-0							
1-2-0		0-0-0		0-0-0		HOME		0-0-0		1-2-0		0-0-0							
2-7-0		0-0-0		0-0-0		AWAY		0-0-0		0-3-0		2-4-0							
0-0-0		0-0-0		0-0-0		NEUTRAL		0-0-0		0-0-0		0-0-0							
RPI	S	Opponent		Score		RPI	S	Opponent		Score		RPI	S	Opponent		Score			
				32	A	Creighton	1		7			110	A	Southern California	1	0			
				32	A	Creighton	0		5			110	A	Southern California	5	4			
				32	A	Creighton	1		7			110	A	Southern California	6	7			
				45	A	Alabama	1		7			118	H	Seattle	15	2			
				45	A	Alabama	1		2			118	H	Seattle	6	12			
				45	A	Alabama	2		5			118	H	Seattle	5	7			
												139	A	Sacramento St.	2	3			
												139	A	Sacramento St.	0	1			
												139	A	Sacramento St.	3	4			
												159	A	Utah Valley	13	7			
												159	A	Utah Valley	4	3			
												159	A	Utah Valley	9	10			
												164	A	North Dakota St.	4	15			
												172	A	Wichita St.	3	16			
												190	A	Kansas	0	7			
												199	A	South Dakota St.	3	5			
												250	A	UTRGV	2	12			
												250	A	UTRGV	1	2			
												250	A	UTRGV	4	8			
												266	N	Purdue	0	5			
												275	N	Saint Louis	7	2			
				LAST 15 GAMES															
				250	A	UTRGV	4		8	199	A	South Dakota St.	3		5				
				250	A	UTRGV	2		12	159	A	Utah Valley	4		3				
				250	A	UTRGV	1		2	159	A	Utah Valley	9		10				
				164	A	North Dakota St.	4		15										
				118	H	Seattle	15		2										

Non-Div. I Games:

North Dakota



118 H Seattle	6	12
118 H Seattle	5	7

N  
o  
r  
t  
h  
D  
a  
k  
o  
t  
a

N  
o  
r  
t  
h  
D  
a  
k  
o  
t  
a



Average RPI Win: 163		WON-LOST	WINNING	LAST 15	STRENGTH OF		OPP. STRENGTH	TEAM	ADJ		CONF.	ADJ CONF.						
Average RPI Loss: 147		RECORD	PCT. RANK	GAMES	SCHEDULE		OF SCHEDULE	RPI	RPI		RPI	RPI						
DIV. I ONLY		14-19-0	.42424	208	6-9-0		256	80	226		.45755	225						
DIV. I NON-CONF.		11-16-0	.40741	205	3-6-0		255	33	227		.45617	227						
TOTALS		RPI 1-25	RPI 26-50		W-L RECORDS		RPI 51-100		RPI 101-150		RPI 150+							
14-19-0		0-0-0	0-0-0		OVERALL		3-3-0		5-9-0		6-7-0							
7-9-0		0-0-0	0-0-0		HOME		2-2-0		3-4-0		2-3-0							
7-10-0		0-0-0	0-0-0		AWAY		1-1-0		2-4-0		4-4-0							
0-0-0		0-0-0	0-0-0		NEUTRAL		0-0-0		0-0-0		0-0-0							
11-16-0		0-0-0	0-0-0		NON-CONFERENCE		3-3-0		4-7-0		4-6-0							
5-8-0		0-0-0	0-0-0		HOME		2-2-0		3-4-0		0-2-0							
6-8-0		0-0-0	0-0-		AWAY		1-1-0		1-3-0		4-4-0							
0-0-0		0-0-0	0-0-0		NEUTRAL		0-0-0		0-0-0		0-0-0							
3-3-0		0-0-0	0-0-0		CONFERENCE		0-0-0		1-2-0		2-1-0							
2-1-0		0-0-0	0-0-0		HOME		0-0-0		0-0-0		2-1-0							
1-2-0		0-0-0	0-0-0		AWAY		0-0-0		1-2-0		0-0-0							
0-0-0		0-0-0	0-0-0		NEUTRAL		0-0-0		0-0-0		0-0-0							
RPI	S	Opponent	Score	RPI	S	Opponent	Score	RPI	S	Opponent	Score	RPI	S	Opponent	Score			
								53	A	Arizona	6	5	101	A	UC Irvine	3	8	
								53	A	Arizona	3	4	101	A	UC Irvine	1	2	
								55	H	Washington	8	5	101	A	UC Irvine	3	1	
								55	H	Washington	6	5	109	A	Loyola Marymount	1	2	
								55	H	Washington	1	2	123	A	Utah	8	9	
								55	H	Washington	4	17	123	A	Utah	0	4	
													123	A	Utah	5	3	
													147	H	New Mexico St.	8	2	
													147	H	New Mexico St.	5	6	
													147	H	New Mexico St.	2	4	
													148	H	Kansas St.	6	3	
													148	H	Kansas St.	0	1	
													148	H	Kansas St.	1	8	
													148	H	Kansas St.	6	3	
													172	H	UNLV	4	5	
													172	H	UNLV	2	4	
													189	A	San Diego St.	3	2	
													200	A	Portland	3	4	
													200	A	Portland	5	8	
													200	A	Portland	4	1	
													200	A	Portland	6	10	
													260	A	CSU Bakersfield	2	8	
													260	A	CSU Bakersfield	8	4	
													260	A	CSU Bakersfield	7	3	
													273	H	UC Davis	8	5	
													273	H	UC Davis	5	3	
													273	H	UC Davis	5	3	
													273	H	UC Davis	12	13	
LAST 15 GAMES				123	A	Utah	5	3	273	H	UC Davis	12	13	260	A	CSU Bakersfield	8	4
				123	A	Utah	8	9	273	H	UC Davis	8	5	260	A	CSU Bakersfield	7	3
				123	A	Utah	0	4	273	H	UC Davis	5	3	273	H	UC Davis	8	5
				101	A	UC Irvine	3	8						273	H	UC Davis	5	3
				101	A	UC Irvine	1	2						273	H	UC Davis	12	13

Non-Div. I Games:

UC Riverside



101	A	UC Irvine	3	1
109	A	Loyola Marymount	1	2

U  
C  
R  
i  
v  
e  
r  
s  
i  
d  
e

U  
C  
R  
i  
v  
e  
r  
s  
i  
d  
e



Average RPI Win:	202	WON-LOST RECORD	WINNING PCT. RANK	LAST 15 GAMES	STRENGTH OF SCHEDULE	OPP. STRENGTH OF SCHEDULE	TEAM RPI	ADJ RPI	CONF. RPI	ADJ CONF. RPI		
DIV. I ONLY		16-21-0	.43243	199	6-9-0	207	150	227	.45739	226	11	11
DIV. I NON-CONF.		9-8-0	.52941	137	1-1-0	207	238	200	.47156	200	9	9
<hr/>												
TOTALS	RPI 1-25	RPI 26-50		W-L RECORDS		RPI 51-100		RPI 101-150		RPI 150+		
16-21-0	1-4-0	0-1-0		OVERALL		2-7-0		0-0-0		13-9-0		
11-10-0	0-2-0	0-0-0		HOME		1-4-0		0-0-0		10-4-0		
4-9-0	0-2-0	0-1-0		AWAY		1-3-0		0-0-0		3-3-0		
1-2-0	1-0-0	0-0-0		NEUTRAL		0-0-0		0-0-0		0-2-0		
9-8-0	1-4-0	0-1-0		NON-CONFERENCE		1-0-0		0-0-0		7-3-0		
8-3-0	0-2-0	0-0-0		HOME		1-0-0		0-0-0		7-1-0		
0-3-0	0-2-0	0-0-		AWAY		0-0-0		0-0-0		0-0-0		
1-2-0	1-0-0	0-0-0		NEUTRAL		0-0-0		0-0-0		0-2-0		
7-13-0	0-0-0	0-0-0		CONFERENCE		1-7-0		0-0-0		6-6-0		
3-7-0	0-0-0	0-0-0		HOME		0-4-0		0-0-0		3-3-0		
4-6-0	0-0-0	0-0-0		AWAY		1-3-0		0-0-0		3-3-0		
0-0-0	0-0-0	0-0-0		NEUTRAL		0-0-0		0-0-0		0-0-0		
RPI S	Opponent	Score		RPI S	Opponent	Score		RPI S	Opponent	Score		
13 H	LSU	4	9	45 A	Alabama	1	13	51 A	Lamar	2	7	
15 H	La.-Lafayette	4	5					51 A	Lamar	10	14	
17 A	Mississippi St.	0	8					62 A	Southeastern La.	6	5	
17 A	Mississippi St.	0	5					62 A	Southeastern La.	2	15	
21 N	South Ala.	5	4					62 H	Southeastern La.	8	14	
								64 H	Tulane	2	1	
								89 H	Sam Houston St.	2	4	
								89 H	Sam Houston St.	1	3	
								89 H	Sam Houston St.	8	12	

**Non-Div. I Games:**

Nicholls St.



263 A Incarnate Word	8	4
51 A Lamar	10	14

N  
i  
c  
h  
o  
l  
l  
i  
s  
s  
t  
.

N  
i  
c  
h  
o  
l  
l  
i  
s  
s  
t  
.



Average RPI Win:	212	WON-LOST	WINNING	LAST 15	STRENGTH OF	OPP. STRENGTH	TEAM	ADJ	CONF.	ADJ CONF.					
Average RPI Loss:	161	RECORD	PCT. RANK	GAMES	SCHEDULE	OF SCHEDULE	RPI	RPI	RPI	RPI					
DIV. I ONLY		14-20-0	.41176	217	7-8-0	190	281	228	.45713	227	28	28			
DIV. I NON-CONF.		7-11-0	.38889	210	0-3-0	132	288	191	.47578	191	28	28			
<hr/>															
TOTALS	RPI 1-25	RPI 26-50		W-L RECORDS		RPI 51-100		RPI 101-150		RPI 150+					
14-20-0	0-0-0	0-4-0		OVERALL		1-1-0		1-4-0		12-11-0					
4-9-0	0-0-0	0-4-0		HOME		0-1-0		0-0-0		4-4-0					
8-8-0	0-0-0	0-0-0		AWAY		1-0-0		0-3-0		7-5-0					
2-3-0	0-0-0	0-0-0		NEUTRAL		0-0-0		1-1-0		1-2-0					
7-11-0	0-0-0	0-0-0		NON-CONFERENCE		1-1-0		1-4-0		5-6-0					
1-4-0	0-0-0	0-0-0		HOME		0-1-0		0-0-0		1-3-0					
4-4-0	0-0-0	0-0-		AWAY		1-0-0		0-3-0		3-1-0					
2-3-0	0-0-0	0-0-0		NEUTRAL		0-0-0		1-1-0		1-2-0					
7-9-0	0-0-0	0-4-0		CONFERENCE		0-0-0		0-0-0		7-5-0					
3-5-0	0-0-0	0-4-0		HOME		0-0-0		0-0-0		3-1-0					
4-4-0	0-0-0	0-0-0		AWAY		0-0-0		0-0-0		4-4-0					
0-0-0	0-0-0	0-0-0		NEUTRAL		0-0-0		0-0-0		0-0-0					
RPI	S	Opponent	Score	RPI	S	Opponent	Score	RPI	S	Opponent	Score				
				42	H	Bryant	0 7	65	A	UConn	8 4				
				42	H	Bryant	4 5	74	H	Hartford	9 11				
				42	H	Bryant	1 8								
				42	H	Bryant	1 6								
										122	N	Evansville	9 5		
										122	N	Evansville	0 5		
										124	A	Liberty	5 7		
										124	A	Liberty	1 5		
										133	A	Rhode Island	1 5		
										161	A	Navy	3 2		
										161	A	Navy	9 2		
										161	A	Navy	8 1		
										166	A	Sacred Heart	4 5		
										166	A	Sacred Heart	4 7		
										166	A	Sacred Heart	2 3		
										166	A	Sacred Heart	11 4		
										209	H	Albany (NY)	1 6		
										217	H	Quinnipiac	5 9		
										221	N	St. Bonaventure	2 6		
										221	N	St. Bonaventure	3 0		
										221	N	St. Bonaventure	1 8		
										246	A	Wagner	5 4		
										246	A	Wagner	2 16		
										246	A	Wagner	8 2		
										246	A	Wagner	2 0		
				LAST 15 GAMES						278	H	Iona	5 4		
				166	A	Sacred Heart	4 7	297	H	Mt. St. Mary's	2 0	278	H	Iona	3 6
				166	A	Sacred Heart	4 5	297	H	Mt. St. Mary's	19 4	280	A	Massachusetts	5 6
				166	A	Sacred Heart	2 3	217	H	Quinnipiac	5 9	297	H	Mt. St. Mary's	6 0
				166	A	Sacred Heart	11 4					297	H	Mt. St. Mary's	2 0
				280	A	Massachusetts	5 6					297	H	Mt. St. Mary's	19 4

**Non-Div. I Games:**

Central Conn. St.



297 H Mt. St. Mary's	4	6
297 H Mt. St. Mary's	6	0

RPI	S	Opponent	Score
297	H	Mt. St. Mary's	4 6

Central Conn. St.

C  
e  
n  
t  
r  
a  
l  
C  
o  
n  
n  
.  
S  
t  
.

C  
e  
n  
t  
r  
a  
l  
C  
o  
n  
n  
.  
S  
t  
.



L  
i  
p  
s  
c  
o  
m  
b

Lipscomb



239 H USC Upstate	7	6
239 H USC Upstate	6	7

L  
i  
p  
s  
c  
o  
m  
b

L  
i  
p  
s  
c  
o  
m  
b



[illegible]

**Non-Div. I Games:**

Northern Ill.



264 H Central Mich.	6	7
264 H Central Mich.	9	6

N  
o  
r  
t  
h  
e  
r  
n  
I  
l  
l  
.

N  
o  
r  
t  
h  
e  
r  
n  
I  
l  
l  
.



Average RPI Win: 195		WON-LOST	WINNING	LAST 15	STRENGTH OF		OPP. STRENGTH	TEAM	ADJ	CONF.	ADJ CONF.			
Average RPI Loss: 112		RECORD	PCT. RANK	GAMES	SCHEDULE		OF SCHEDULE	RPI	RPI	RPI	RPI			
DIV. I ONLY		15-18-0	.45455	178	5-10-0		216	140	224	.45664	230	9	9	
DIV. I NON-CONF.		10-8-0	.55556	114	2-1-0		257	278	242	.44567	245	10	10	
TOTALS		RPI 1-25	RPI 26-50		W-L RECORDS		RPI 51-100		RPI 101-150		RPI 150+			
15-18-0		1-6-0	0-0-0		OVERALL		0-1-0		7-8-0		7-3-0			
12-9-0		1-2-0	0-0-0		HOME		0-1-0		4-3-0		7-3-0			
3-9-0		0-4-0	0-0-0		AWAY		0-0-0		3-5-0		0-0-0			
0-0-0		0-0-0	0-0-0		NEUTRAL		0-0-0		0-0-0		0-0-0			
10-8-0		1-3-0	0-0-0		NON-CONFERENCE		0-1-0		2-1-0		7-3-0			
9-6-0		1-2-0	0-0-0		HOME		0-1-0		1-0-0		7-3-0			
1-2-0		0-1-0	0-0-		AWAY		0-0-0		1-1-0		0-0-0			
0-0-0		0-0-0	0-0-0		NEUTRAL		0-0-0		0-0-0		0-0-0			
5-10-0		0-3-0	0-0-0		CONFERENCE		0-0-0		5-7-0		0-0-0			
3-3-0		0-0-0	0-0-0		HOME		0-0-0		3-3-0		0-0-0			
2-7-0		0-3-0	0-0-0		AWAY		0-0-0		2-4-0		0-0-0			
0-0-0		0-0-0	0-0-0		NEUTRAL		0-0-0		0-0-0		0-0-0			
RPI	S	Opponent	Score		RPI	S	Opponent	Score		RPI	S	Opponent	Score	
15	A	La.-Lafayette	2	4						79	H	VCU	6	8
15	A	La.-Lafayette	1	4						112	A	Mercer	10	6
15	A	La.-Lafayette	3	7						112	H	Mercer	4	3
20	H	Minnesota	4	3						114	A	La.-Monroe	3	5
20	H	Minnesota	0	3						114	A	La.-Monroe	7	3
20	H	Minnesota	6	11						114	A	La.-Monroe	0	14
24	A	Georgia Tech	6	11						120	A	Little Rock	7	9
										120	A	Little Rock	2	15
										120	A	Little Rock	7	5
										121	A	Auburn	4	7
										130	H	UT Arlington	5	9
										130	H	UT Arlington	8	7
										130	H	UT Arlington	16	18
										140	H	Arkansas St.	5	4
										140	H	Arkansas St.	1	11
										140	H	Arkansas St.	14	6
										265	H	Western Mich.	3	2
										266	H	Purdue	3	5
										281	H	Jackson St.	12	13
										281	H	Jackson St.	11	5
										291	H	Savannah St.	6	10
										291	H	Savannah St.	4	1
										299	H	Coppin St.	22	4
										299	H	Coppin St.	17	0
										299	H	Coppin St.	13	0
										299	H	Coppin St.	12	0
LAST 15 GAMES														
					114	A	La.-Monroe	3	5	130	H	UT Arlington	8	7
					114	A	La.-Monroe	0	14	130	H	UT Arlington	16	18
					114	A	La.-Monroe	7	3	130	H	UT Arlington	5	9
					120	A	Little Rock	7	9					
					120	A	Little Rock	2	15					

Non-Div. I Games: Fairmont St. 8 5 Fairmont St. 1 2

Georgia St.



120	A	Little Rock	7	5
121	A	Auburn	4	7

G  
e  
o  
r  
g  
i  
a  
S  
t  
.

G  
e  
o  
r  
g  
i  
a  
S  
t  
.



Average RPI Win:	225	WON-LOST	WINNING	LAST 15	STRENGTH OF	OPP. STRENGTH	TEAM	ADJ	CONF.	ADJ CONF.	
Average RPI Loss:	146	RECORD	PCT. RANK	GAMES	SCHEDULE	OF SCHEDULE	RPI	RPI	RPI	RPI	
DIV. I ONLY	11-20-0	.35484	242	7-8-0	192	178	231	.45619	231	23	23
DIV. I NON-CONF.	6-15-0	.28571	257	2-3-0	144	129	223	.45927	223	20	21
<hr/>											
TOTALS	RPI 1-25	RPI 26-50		W-L RECORDS		RPI 51-100		RPI 101-150		RPI 150+	
11-20-0	0-3-0	0-0-0		OVERALL		0-6-0		0-1-0		11-10-0	
4-3-0	0-0-0	0-0-0		HOME		0-0-0		0-0-0		4-3-0	
4-11-0	0-3-0	0-0-0		AWAY		0-4-0		0-0-0		4-4-0	
3-6-0	0-0-0	0-0-0		NEUTRAL		0-2-0		0-1-0		3-3-0	
6-15-0	0-3-0	0-0-0		NON-CONFERENCE		0-4-0		0-1-0		6-7-0	
1-2-0	0-0-0	0-0-0		HOME		0-0-0		0-0-0		1-2-0	
2-7-0	0-3-0	0-0-		AWAY		0-2-0		0-0-0		2-2-0	
3-6-0	0-0-0	0-0-0		NEUTRAL		0-2-0		0-1-0		3-3-0	
5-5-0	0-0-0	0-0-0		CONFERENCE		0-2-0		0-0-0		5-3-0	
3-1-0	0-0-0	0-0-0		HOME		0-0-0		0-0-0		3-1-0	
2-4-0	0-0-0	0-0-0		AWAY		0-2-0		0-0-0		2-2-0	
0-0-0	0-0-0	0-0-0		NEUTRAL		0-0-0		0-0-0		0-0-0	
RPI S	Opponent	Score	RPI S	Opponent	Score	RPI S	Opponent	Score	RPI S	Opponent	Score
1 A	Florida	0 7				76 A	North Florida	3 17	135 N	Bradley	2 7
1 A	Florida	6 8				76 A	North Florida	6 8	163 A	Stetson	2 1
1 A	Florida	3 4				77 A	Princeton	8 9	171 H	UMass Lowell	6 11
						77 A	Princeton	1 2	181 A	South Fla.	1 0
						95 N	Indiana St.	0 3	181 A	South Fla.	0 4
						100 N	Iowa	1 4	181 A	South Fla.	0 4
									202 H	Holy Cross	2 1
									205 H	Columbia	3 1
									205 H	Columbia	7 6
									217 H	Quinnipiac	4 5
									236 H	Penn	1 11
									236 H	Penn	2 1
									248 A	Brown	15 0
									248 A	Brown	0 2
									248 A	Brown	4 3
									248 A	Brown	2 4
									249 N	Bucknell	6 4
									261 N	Villanova	1 14
									268 N	Maine	4 2
									272 N	Lehigh	4 5
									272 N	Lehigh	7 15
									272 N	Lehigh	5 4
			LAST 15 GAMES								
			248 A	Brown	0 2	236 H	Penn	1 11			
			248 A	Brown	15 0	236 H	Penn	2 1			
			248 A	Brown	4 3	202 H	Holy Cross	2 1			
			248 A	Brown	2 4						
			171 H	UMass Lowell	6 11						

**Non-Div. I Games:**

Dartmouth



205 H Columbia	7	6
205 H Columbia	3	1

D  
a  
r  
t  
m  
o  
u  
t  
h

D  
a  
r  
t  
m  
o  
u  
t  
h



Harvard

Harvard



236 H Penn	3	2
236 H Penn	5	6

H  
a  
r  
v  
a  
r  
d

H  
a  
r  
v  
a  
r  
d



VMI				Through Games Of April 17, 2016									
Average RPI Win: 221		WON-LOST RECORD	WINNING PCT. RANK	LAST 15 GAMES	STRENGTH OF SCHEDULE	OPP. STRENGTH OF SCHEDULE	TEAM RPI	ADJ RPI	CONF. RPI	ADJ CONF. RPI			
Average RPI Loss: 117													
DIV. I ONLY		17-23-0	.425	207	4-11-0	199	179	233	.45254	233	15	15	
DIV. I NON-CONF.		15-13-0	.53571	134	2-2-0	256	209	217	.4625	217	16	16	
TOTALS		RPI 1-25	RPI 26-50		W-L RECORDS		RPI 51-100		RPI 101-150		RPI 150+		
17-23-0	0-0-0	0-7-0		OVERALL		0-4-0		1-4-0		16-8-0			
13-10-0	0-0-0	0-0-0		HOME		0-4-0		0-1-0		13-5-0			
2-12-0	0-0-0	0-7-0		AWAY		0-0-0		1-3-0		1-2-0			
2-1-0	0-0-0	0-0-0		NEUTRAL		0-0-0		0-0-0		2-1-0			
15-13-0	0-0-0	0-4-0		NON-CONFERENCE		0-1-0		0-2-0		15-6-0			
12-5-0	0-0-0	0-0-0		HOME		0-1-0		0-1-0		12-3-0			
1-7-0	0-0-0	0-0-		AWAY		0-0-0		0-1-0		1-2-0			
2-1-0	0-0-0	0-0-0		NEUTRAL		0-0-0		0-0-0		2-1-0			
2-10-0	0-0-0	0-3-0		CONFERENCE		0-3-0		1-2-0		1-2-0			
1-5-0	0-0-0	0-0-0		HOME		0-3-0		0-0-0		1-2-0			
1-5-0	0-0-0	0-3-0		AWAY		0-0-0		1-2-0		0-0-0			
0-0-0	0-0-0	0-0-0		NEUTRAL		0-0-0		0-0-0		0-0-0			
RPI S	Opponent	Score	RPI S	Opponent	Score	RPI S	Opponent	Score	RPI S	Opponent	Score		
36 A	Virginia	1 18	78 H	Western Caro.	1 7	112 A	Mercer	6 10					
39 A	UNCG	1 6	78 H	Western Caro.	11 14	112 A	Mercer	2 7					
39 A	UNCG	4 10	78 H	Western Caro.	7 21	112 A	Mercer	4 3					
39 A	UNCG	6 11	79 H	VCU	7 11	126 A	Longwood	9 10					
48 A	Old Dominion	5 6				126 H	Longwood	2 5					
48 A	Old Dominion	2 8				153 H	Binghamton	15 9					
49 A	Wake Forest	4 8				153 H	Binghamton	2 1					
						153 H	Binghamton	10 15					
						162 N	Georgetown	4 0					
						185 H	Virginia Tech	5 3					
						191 A	James Madison	10 11					
						191 H	James Madison	8 12					
						192 A	Radford	8 7					
						198 A	Richmond	3 15					
						208 N	UMBC	4 5					
						208 N	UMBC	9 3					
						218 H	The Citadel	8 3					
						218 H	The Citadel	2 4					
						218 H	The Citadel	2 10					
						237 H	Rider	1 2					
						237 H	Rider	5 2					
						237 H	Rider	4 1					
						244 H	Lafayette	8 5					
						244 H	Lafayette	4 2					
						244 H	Lafayette	8 2					
						285 H	George Mason	20 17					
						294 H	UMES	23 2					
LAST 15 GAMES			112 A Mercer 2 7			192 A Radford 8 7			237 H Rider 4 1				
			112 A Mercer 4 3			39 A UNCG 1 6			244 H Lafayette 4 2				
			112 A Mercer 6 10			39 A UNCG 6 11			244 H Lafayette 8 2				
			191 A James Madison 10 11						285 H George Mason 20 17				
			78 H Western Caro. 11 14						294 H UMES 23 2				

Non-Div. I Games:

VMI



78	H	Western Caro.	7	21
78	H	Western Caro.	1	7

RPI	S	Opponent	Score	
294	H	UMES	7	3
294	H	UMES	14	1



Average RPI Win: 207		WON-LOST	WINNING	LAST 15	STRENGTH OF	OPP. STRENGTH	TEAM	ADJ	CONF.	ADJ CONF.							
Average RPI Loss: 139		RECORD	PCT. RANK	GAMES	SCHEDULE	OF SCHEDULE	RPI	RPI	RPI	RPI							
DIV. I ONLY		14-21-0	.4	221	7-8-0	245	205	234	.45249	234	16	16					
DIV. I NON-CONF.		10-10-0	.5	149	3-0-0	227	233	159	.4965	159	12	12					
<hr/>																	
TOTALS		RPI 1-25		RPI 26-50		W-L RECORDS		RPI 51-100		RPI 101-150		RPI 150+					
14-21-0		1-0-0		0-0-0		OVERALL		1-9-0		2-6-0		10-6-0					
4-8-0		0-0-0		0-0-0		HOME		0-3-0		1-3-0		3-2-0					
8-11-0		1-0-0		0-0-0		AWAY		1-5-0		1-3-0		5-2-0					
2-2-0		0-0-0		0-0-0		NEUTRAL		0-0-0		0-0-0		2-2-0					
10-10-0		1-0-0		0-0-0		NON-CONFERENCE		0-4-0		2-3-0		7-3-0					
3-0-0		0-0-0		0-0-0		HOME		0-0-0		1-0-0		2-0-0					
5-8-0		1-0-0		0-0-		AWAY		0-4-0		1-3-0		3-1-0					
2-2-0		0-0-0		0-0-0		NEUTRAL		0-0-0		0-0-0		2-2-0					
4-11-0		0-0-0		0-0-0		CONFERENCE		1-5-0		0-3-0		3-3-0					
1-8-0		0-0-0		0-0-0		HOME		0-3-0		0-3-0		1-2-0					
3-3-0		0-0-0		0-0-0		AWAY		1-2-0		0-0-0		2-1-0					
0-0-0		0-0-0		0-0-0		NEUTRAL		0-0-0		0-0-0		0-0-0					
RPI	S	Opponent		Score		RPI	S	Opponent		Score		RPI	S	Opponent		Score	
22	A	Kentucky		5	4												
						63	A	Wright St.		6	4	132	H	Oakland		1	6
						63	A	Wright St.		1	12	132	H	Oakland		4	12
						63	A	Wright St.		3	4	132	H	Oakland		3	6
						72	A	Troy		1	6	141	H	Miami (OH)		5	1
						72	A	Troy		2	4	149	A	Alabama St.		1	11
						72	A	Troy		3	10	149	A	Alabama St.		8	5
						72	A	Troy		0	5	149	A	Alabama St.		6	7
						87	H	Valparaiso		1	16	149	A	Alabama St.		3	9
						87	H	Valparaiso		4	6	187	H	Ill.-Chicago		3	6
						87	H	Valparaiso		4	5	187	H	Ill.-Chicago		12	6
												187	H	Ill.-Chicago		1	4
												235	A	Youngstown St.		11	5
												235	A	Youngstown St.		9	8
												235	A	Youngstown St.		1	3
												253	A	Ohio		7	6
												257	N	Western Ill.		6	8
												257	N	Western Ill.		11	16
												257	N	Western Ill.		5	4
												257	N	Western Ill.		7	4
												259	H	Northwestern		7	1
												277	H	Butler		8	3
												279	A	ETSU		21	12
						235	A	Youngstown St.		1	3	279	A	ETSU		3	2
						235	A	Youngstown St.		11	5	279	A	ETSU		6	7
						235	A	Youngstown St.		9	8						
						187	H	Ill.-Chicago		3	6						
						187	H	Ill.-Chicago		12	6						

Non-Div. I Games:

Northern Ky.



187	H	Ill.-Chicago	1	4
141	H	Miami (OH)	5	1

N  
o  
r  
t  
h  
e  
r  
n  
K  
y  
.

N  
o  
r  
t  
h  
e  
r  
n  
K  
y  
.



Average RPI Win:	170	WON-LOST	WINNING	LAST 15	STRENGTH OF	OPP. STRENGTH	TEAM	ADJ	CONF.	ADJ CONF.	
Average RPI Loss:	126	RECORD	PCT. RANK	GAMES	SCHEDULE	OF SCHEDULE	RPI	RPI	RPI	RPI	
DIV. I ONLY	7-21-0	.25	282	3-12-0	125	209	235	.45143	235	16	16
DIV. I NON-CONF.	5-12-0	.29412	254	1-3-0	68	163	144	.50094	144	12	12
<hr/>											
TOTALS	RPI 1-25	RPI 26-50		W-L RECORDS		RPI 51-100		RPI 101-150		RPI 150+	
7-21-0	0-0-0	0-0-0		OVERALL		1-10-0		2-5-0		4-6-0	
2-7-0	0-0-0	0-0-0		HOME		0-0-0		0-3-0		2-4-0	
5-14-0	0-0-0	0-0-0		AWAY		1-10-0		2-2-0		2-2-0	
0-0-0	0-0-0	0-0-0		NEUTRAL		0-0-0		0-0-0		0-0-0	
5-12-0	0-0-0	0-0-0		NON-CONFERENCE		1-7-0		2-2-0		2-3-0	
0-1-0	0-0-0	0-0-0		HOME		0-0-0		0-0-0		0-1-0	
5-11-0	0-0-0	0-0-		AWAY		1-7-0		2-2-0		2-2-0	
0-0-0	0-0-0	0-0-0		NEUTRAL		0-0-0		0-0-0		0-0-0	
2-9-0	0-0-0	0-0-0		CONFERENCE		0-3-0		0-3-0		2-3-0	
2-6-0	0-0-0	0-0-0		HOME		0-0-0		0-3-0		2-3-0	
0-3-0	0-0-0	0-0-0		AWAY		0-3-0		0-0-0		0-0-0	
0-0-0	0-0-0	0-0-0		NEUTRAL		0-0-0		0-0-0		0-0-0	
RPI	S	Opponent	Score	RPI	S	Opponent	Score	RPI	S	Opponent	Score
						60 A Fresno St.	5 6	103 A Kent St.		2 5	
						60 A Fresno St.	1 6	110 A Missouri		4 3	
						60 A Fresno St.	0 11	110 A Missouri		3 2	
						60 A Fresno St.	3 8	110 A Missouri		3 8	
						63 A Wright St.	0 8	150 H Milwaukee		0 1	
						63 A Wright St.	2 9	150 H Milwaukee		3 10	
						63 A Wright St.	4 9	150 H Milwaukee		3 22	
						80 A Western Ky.	1 11	187 H Ill.-Chicago		1 15	
						80 A Western Ky.	8 7	187 H Ill.-Chicago		9 1	
						80 A Western Ky.	3 5	216 A Belmont		6 12	
						92 A Penn St.	1 6	216 A Belmont		3 4	
								216 A Belmont		7 3	
								223 H Toledo		4 6	
								234 H Northern Ky.		3 1	
								234 H Northern Ky.		8 9	
								234 H Northern Ky.		5 11	
								253 A Ohio		8 5	
<hr/>											
LAST 15 GAMES											
						234 H Northern Ky.	3 1	92 A Penn St.		1 6	
						234 H Northern Ky.	5 11	150 H Milwaukee		3 22	
						234 H Northern Ky.	8 9	150 H Milwaukee		0 1	
						103 A Kent St.	2 5				
						223 H Toledo	4 6				

Non-Div. I Games:

Youngstown St.



187 H Ill.-Chicago	1	15
187 H Ill.-Chicago	9	1

Y  
o  
u  
n  
g  
s  
t  
o  
w  
n  
s  
t  
.

Y  
o  
u  
n  
g  
s  
t  
o  
w  
n  
s  
t  
.







232 A Harvard	6	5
232 A Harvard	2	3

P  
e  
n  
n

P  
e  
n  
n



Average RPI Win: 205		WON-LOST	WINNING	LAST 15	STRENGTH OF		OPP. STRENGTH	TEAM	ADJ		CONF.	ADJ CONF.	
Average RPI Loss: 180		RECORD	PCT. RANK	GAMES	SCHEDULE		OF SCHEDULE	RPI	RPI		RPI	RPI	
DIV. I ONLY		11-22-0	.33333	250	8-7-0		182	268	238	.44954	237	29	29
DIV. I NON-CONF.		8-16-0	.33333	233	5-2-0		196	261	233	.45225	233	26	26
TOTALS		RPI 1-25	RPI 26-50		W-L RECORDS		RPI 51-100		RPI 101-150		RPI 150+		
11-22-0	0-0-0	0-0-0		OVERALL		1-3-0		0-5-0		10-14-0			
6-3-0	0-0-0	0-0-0		HOME		1-0-0		0-0-0		5-3-0			
5-17-0	0-0-0	0-0-0		AWAY		0-3-0		0-5-0		5-9-0			
0-2-0	0-0-0	0-0-0		NEUTRAL		0-0-0		0-0-0		0-2-0			
8-16-0	0-0-0	0-0-0		NON-CONFERENCE		1-3-0		0-5-0		7-8-0			
5-1-0	0-0-0	0-0-0		HOME		1-0-0		0-0-0		4-1-0			
3-13-0	0-0-0	0-0-		AWAY		0-3-0		0-5-0		3-5-0			
0-2-0	0-0-0	0-0-0		NEUTRAL		0-0-0		0-0-0		0-2-0			
3-6-0	0-0-0	0-0-0		CONFERENCE		0-0-0		0-0-0		3-6-0			
1-2-0	0-0-0	0-0-0		HOME		0-0-0		0-0-0		1-2-0			
2-4-0	0-0-0	0-0-0		AWAY		0-0-0		0-0-0		2-4-0			
0-0-0	0-0-0	0-0-0		NEUTRAL		0-0-0		0-0-0		0-0-0			
RPI	S	Opponent	Score	RPI	S	Opponent	Score	RPI	S	Opponent	Score		

Non-Div. I Games:

Rider



166	H	Sacred Heart	4	2
166	H	Sacred Heart	4	1

RPI	S	Opponent	Score	
287	N	UNC Asheville	4	19
292	A	Delaware St.	11	7

Rider

R  
i  
d  
e  
r

R  
i  
d  
e  
r



Average RPI Win: 218		WON-LOST	WINNING	LAST 15	STRENGTH OF		OPP. STRENGTH	TEAM	ADJ	CONF.	ADJ CONF.
Average RPI Loss: 136		RECORD	PCT. RANK	GAMES	SCHEDULE		OF SCHEDULE	RPI	RPI	RPI	RPI
DIV. I ONLY		15-19-0	.44118	189	6-8-0		264	129	237	.44935	238
DIV. I NON-CONF.		9-10-0	.47368	167	3-2-0		181	190	183	.4777	187
TOTALS		RPI 1-25	RPI 26-50		W-L RECORDS		RPI 51-100		RPI 101-150		RPI 150+
15-19-0	0-1-0	0-3-0		OVERALL		1-5-0		1-2-0		13-8-0	
10-7-0	0-0-0	0-3-0		HOME		0-0-0		1-1-0		9-3-0	
5-12-0	0-1-0	0-0-0		AWAY		1-5-0		0-1-0		4-5-0	
0-0-0	0-0-0	0-0-0		NEUTRAL		0-0-0		0-0-0		0-0-0	
9-10-0	0-1-0	0-3-0		NON-CONFERENCE		0-0-0		1-2-0		8-4-0	
6-5-0	0-0-0	0-3-0		HOME		0-0-0		1-1-0		5-1-0	
3-5-0	0-1-0	0-0-0		AWAY		0-0-0		0-1-0		3-3-0	
0-0-0	0-0-0	0-0-0		NEUTRAL		0-0-0		0-0-0		0-0-0	
6-9-0	0-0-0	0-0-0		CONFERENCE		1-5-0		0-0-0		5-4-0	
4-2-0	0-0-0	0-0-0		HOME		0-0-0		0-0-0		4-2-0	
2-7-0	0-0-0	0-0-0		AWAY		1-5-0		0-0-0		1-2-0	
0-0-0	0-0-0	0-0-0		NEUTRAL		0-0-0		0-0-0		0-0-0	
RPI S	Opponent	Score		RPI S	Opponent	Score		RPI S	Opponent	Score	
22 A	Kentucky	1	11	32 H	Creighton	2	7	69 A	Austin Peay	2	6
				32 H	Creighton	5	10	69 A	Austin Peay	4	10
				32 H	Creighton	4	9	69 A	Austin Peay	11	16
								70 A	Jacksonville St.	4	11
								70 A	Jacksonville St.	7	22
								70 A	Jacksonville St.	6	5
LAST 15 GAMES				275 A	Saint Louis	9	1	270 H	Eastern Ill.	31	11
				122 H	Evansville	1	2	270 H	Eastern Ill.	9	4
				70 A	Jacksonville St.	6	5	113 A	Southern Ill.	4	5
				70 A	Jacksonville St.	7	22				
				70 A	Jacksonville St.	4	11				
								274 A	UT Martin	7	4
								274 A	UT Martin	5	6
								274 A	UT Martin	6	19
								275 A	Saint Louis	9	1

Non-Div. I Games: Kentucky St. 18 5 Lindenwood (IL) 8 11 Harris-Stowe 13 4

Murray St.



113	H	Southern Ill.	7	3
270	H	Eastern Ill.	3	9

M  
u  
r  
r  
a  
y  
S  
t  
.

M  
u  
r  
r  
a  
y  
S  
t  
.



Average RPI Win:		214	WON-LOST RECORD		WINNING PCT. RANK		LAST 15 GAMES		STRENGTH OF SCHEDULE		OPP. STRENGTH OF SCHEDULE		TEAM RPI		ADJ RPI		CONF. RPI		ADJ CONF. RPI	
DIV. I ONLY			16-20-0		.44444 184		7-8-0		243		183		239		.44887 239		18		18	
DIV. I NON-CONF.			15-13-0		.53571 134		6-1-0		245		153		201		.47109 201		18		18	
TOTALS		RPI 1-25		RPI 26-50		W-L RECORDS		RPI 51-100		RPI 101-150		RPI 150+								
16-20-0		0-4-0		0-0-0		OVERALL		0-0-0		3-2-0		13-14-0								
11-11-0		0-1-0		0-0-0		HOME		0-0-0		2-1-0		9-9-0								
5-9-0		0-3-0		0-0-0		AWAY		0-0-0		1-1-0		4-5-0								
0-0-0		0-0-0		0-0-0		NEUTRAL		0-0-0		0-0-0		0-0-0								
15-13-0		0-4-0		0-0-0		NON-CONFERENCE		0-0-0		3-2-0		12-7-0								
11-8-0		0-1-0		0-0-0		HOME		0-0-0		2-1-0		9-6-0								
4-5-0		0-3-0		0-0-		AWAY		0-0-0		1-1-0		3-1-0								
0-0-0		0-0-0		0-0-0		NEUTRAL		0-0-0		0-0-0		0-0-0								
1-7-0		0-0-0		0-0-0		CONFERENCE		0-0-0		0-0-0		1-7-0								
0-3-0		0-0-0		0-0-0		HOME		0-0-0		0-0-0		0-3-0								
1-4-0		0-0-0		0-0-0		AWAY		0-0-0		0-0-0		1-4-0								
0-0-0		0-0-0		0-0-0		NEUTRAL		0-0-0		0-0-0		0-0-0								
RPI	S	Opponent		Score		RPI	S	Opponent		Score		RPI	S	Opponent		Score				
5	H	South Carolina		6	12							122	H	Evansville		2	5			
22	A	Kentucky		1	3							136	A	Wofford		3	6			
22	A	Kentucky		3	5							136	H	Wofford		2	0			
22	A	Kentucky		0	3							146	A	Gardner-Webb		3	0			
												146	H	Gardner-Webb		7	4			
												158	H	Stony Brook		8	6			
												167	A	Furman		11	3			
												175	H	Monmouth		7	1			
												179	H	Presbyterian		5	6			
												180	H	Xavier		1	6			
												180	H	Xavier		2	3			
												180	H	Xavier		7	8			
												182	H	Kennesaw St.		6	8			
												182	H	Kennesaw St.		5	6			
												182	H	Kennesaw St.		9	14			
												192	H	Radford		5	7			
												192	H	Radford		2	13			
												218	A	The Citadel		7	1			
												218	H	The Citadel		14	1			
												228	A	Lipscomb		7	6			
												228	A	Lipscomb		4	5			
												228	A	Lipscomb		6	7			
LAST 15 GAMES												237	H	Rider		10	3			
												241	H	Dayton		6	4			
												256	A	NJIT		6	8			
												243	A	Charleston So.		1	3			
												244	H	Lafayette		8	7			
												244	H	Lafayette		8	4			



228	A	Lipscomb	6	7
228	A	Lipscomb	7	6

RPI	S	Opponent	Score	
256	A	NJIT	6	8
256	A	NJIT	2	4
285	H	George Mason	5	4
287	A	UNC Asheville	9	3
287	H	UNC Asheville	9	3



Average RPI Win: 238		WON-LOST RECORD		WINNING PCT. RANK		LAST 15 GAMES		STRENGTH OF SCHEDULE		OPP. STRENGTH OF SCHEDULE		TEAM RPI		ADJ RPI		CONF. RPI		ADJ CONF. RPI			
DIV. I ONLY		11-20-0		.35484 242		5-10-0		254		259		241		.44696 240		25		25			
DIV. I NON-CONF.		7-12-0		.36842 220		1-2-0		206		283		182		.4804 182		24		24			
TOTALS		RPI 1-25		RPI 26-50		W-L RECORDS		RPI 51-100		RPI 101-150		RPI 150+									
11-20-0		0-3-0		0-0-0		OVERALL		0-0-0		1-5-0		10-12-0									
1-5-0		0-0-0		0-0-0		HOME		0-0-0		0-3-0		1-2-0									
10-13-0		0-3-0		0-0-0		AWAY		0-0-0		1-2-0		9-8-0									
0-2-0		0-0-0		0-0-0		NEUTRAL		0-0-0		0-0-0		0-2-0									
7-12-0		0-3-0		0-0-0		NON-CONFERENCE		0-0-0		1-2-0		6-7-0									
0-0-0		0-0-0		0-0-0		HOME		0-0-0		0-0-0		0-0-0									
7-10-0		0-3-0		0-0-		AWAY		0-0-0		1-2-0		6-5-0									
0-2-0		0-0-0		0-0-0		NEUTRAL		0-0-0		0-0-0		0-2-0									
4-8-0		0-0-0		0-0-0		CONFERENCE		0-0-0		0-3-0		4-5-0									
1-5-0		0-0-0		0-0-0		HOME		0-0-0		0-3-0		1-2-0									
3-3-0		0-0-0		0-0-0		AWAY		0-0-0		0-0-0		3-3-0									
0-0-0		0-0-0		0-0-0		NEUTRAL		0-0-0		0-0-0		0-0-0									
RPI	S	Opponent		Score		RPI	S	Opponent		Score		RPI	S	Opponent		Score					
22	A	Kentucky		1	5							141	H	Miami (OH)		0	3				
22	A	Kentucky		8	9							141	H	Miami (OH)		0	6				
22	A	Kentucky		3	14							141	H	Miami (OH)		6	7				
												144	A	Northeastern		0	1				
												144	A	Northeastern		6	3				
												144	A	Northeastern		4	8				
												156	N	Air Force		0	13				
												161	A	Navy		2	6				
												169	H	Eastern Mich.		12	4				
												169	H	Eastern Mich.		3	4				
												169	H	Eastern Mich.		1	2				
												186	N	Marist		3	8				
												188	A	Davidson		0	5				
												194	A	Canisius		5	9				
												194	A	Canisius		5	4				
												221	A	St. Bonaventure		2	9				
												221	A	St. Bonaventure		1	2				
												223	A	Toledo		6	4				
												223	A	Toledo		13	7				
												223	A	Toledo		2	3				
												253	A	Ohio		1	3				
												253	A	Ohio		5	6				
												253	A	Ohio		9	3				
												274	A	UT Martin		15	8				
												274	A	UT Martin		5	3				
												274	A	UT Martin		8	5				
												297	A	Mt. St. Mary's		2	0				
				LAST 15 GAMES																	
				141	H	Miami (OH)		6	7	169	H	Eastern Mich.		1	2	253	A	Ohio		9	3
				141	H	Miami (OH)		0	3	169	H	Eastern Mich.		3	4	274	A	UT Martin		15	8
				141	H	Miami (OH)		0	6	169	H	Eastern Mich.		12	4	274	A	UT Martin		5	3
				194	A	Canisius		5	4							274	A	UT Martin		8	5
				253	A	Ohio		5	6							297	A	Mt. St. Mary's		2	0

Non-Div. I Games:

Buffalo



Buffalo

253	A	Ohio	1	3
253	A	Ohio	9	3

Through Games Of April 17, 2016

RPI	S	Opponent	Score	
297	A	Mt. St. Mary's	15	0

Buffalo

B  
u  
f  
f  
a  
l  
o

B  
u  
f  
f  
a  
l  
o



Average RPI Win: 196		WON-LOST	WINNING	LAST 15	STRENGTH OF		OPP. STRENGTH	TEAM	ADJ		CONF.	ADJ CONF.	
Average RPI Loss: 164		RECORD	PCT. RANK	GAMES	SCHEDULE		OF SCHEDULE	RPI	RPI		RPI	RPI	
DIV. I ONLY		12-24-0	.33333	250	7-8-0		169	262	242	.44682	241	26	26
DIV. I NON-CONF.		8-16-0	.33333	233	3-2-0		156	219	229	.45606	229	27	27
TOTALS		RPI 1-25	RPI 26-50		W-L RECORDS		RPI 51-100		RPI 101-150		RPI 150+		
12-24-0	0-1-0	0-0-0		OVERALL		2-5-0		3-5-0		7-13-0			
6-9-0	0-0-0	0-0-0		HOME		0-1-0		2-1-0		4-7-0			
6-13-0	0-0-0	0-0-0		AWAY		2-4-0		1-4-0		3-5-0			
0-2-0	0-1-0	0-0-0		NEUTRAL		0-0-0		0-0-0		0-1-0			
8-16-0	0-1-0	0-0-0		NON-CONFERENCE		1-3-0		3-5-0		4-7-0			
5-4-0	0-0-0	0-0-0		HOME		0-1-0		2-1-0		3-2-0			
3-10-0	0-0-0	0-0-		AWAY		1-2-0		1-4-0		1-4-0			
0-2-0	0-1-0	0-0-0		NEUTRAL		0-0-0		0-0-0		0-1-0			
4-8-0	0-0-0	0-0-0		CONFERENCE		1-2-0		0-0-0		3-6-0			
1-5-0	0-0-0	0-0-0		HOME		0-0-0		0-0-0		1-5-0			
3-3-0	0-0-0	0-0-0		AWAY		1-2-0		0-0-0		2-1-0			
0-0-0	0-0-0	0-0-0		NEUTRAL		0-0-0		0-0-0		0-0-0			
RPI S	Opponent	Score		RPI S	Opponent	Score		RPI S	Opponent	Score			
22 N	Kentucky	2	15			63 H	Wright St. 0 1	129 A	Ball St.	1	6		
						79 A	VCU 3 5	129 A	Ball St.	3	9		
						79 A	VCU 2 9	129 A	Ball St.	3	1		
						79 A	VCU 8 3	129 A	Ball St.	0	10		
						84 A	High Point 0 3	132 H	Oakland	4	6		
						84 A	High Point 5 1	132 H	Oakland	3	0		
						84 A	High Point 9 10	141 A	Miami (OH)	3	7		
								141 H	Miami (OH)	11	8		
								158 N	Stony Brook	6	11		
								167 A	Furman	3	9		
								167 A	Furman	1	8		
								167 A	Furman	2	5		
								169 H	Eastern Mich.	6	7		
								214 H	Eastern Ky.	5	2		
								221 H	St. Bonaventure	13	12		
								221 H	St. Bonaventure	3	4		
								221 H	St. Bonaventure	3	6		
								223 H	Toledo	14	6		
								239 A	USC Upstate	4	6		
								253 H	Ohio	3	4		
								275 H	Saint Louis	1	5		
								275 H	Saint Louis	2	7		
								275 H	Saint Louis	3	5		
								277 H	Butler	3	0		
								79 A	VCU	3	5		
								283 A	Bowling Green	13	2		
								285 A	George Mason	2	8		
								285 A	George Mason	9	2		
LAST 15 GAMES								285 A	George Mason	9	2		
				221 H	St. Bonaventure	13	12	285 A	George Mason	9	2		
				221 H	St. Bonaventure	3	6	277 H	Butler	3	0		
				221 H	St. Bonaventure	3	4	79 A	VCU	3	5		
				283 A	Bowling Green	13	2						
				253 H	Ohio	3	4						

Non-Div. I Games:

Dayton



285	A	George Mason	9	6
285	A	George Mason	2	8

RPI	S	Opponent	Score	
285	A	George Mason	9	6

Dayton

D  
a  
y  
t  
o  
n

D  
a  
y  
t  
o  
n



Average RPI Win: 292		WON-LOST RECORD		WINNING PCT. RANK		LAST 15 GAMES		STRENGTH OF SCHEDULE		OPP. STRENGTH OF SCHEDULE		TEAM RPI		ADJ RPI		CONF. RPI		ADJ CONF. RPI	
DIV. I ONLY		13-17-0		.43333 196		7-4-0		270		276		240		.44632 242		32		32	
DIV. I NON-CONF.		0-12-0		0 296		0-2-0		17		1		262		.43413 265		31		31	
TOTALS		RPI 1-25		RPI 26-50		W-L RECORDS		RPI 51-100		RPI 101-150		RPI 150+							
13-17-0		0-4-0		0-4-0		OVERALL		0-2-0		0-2-0		13-5-0							
5-4-0		0-0-0		0-3-0		HOME		0-0-0		0-0-0		5-1-0							
7-12-0		0-4-0		0-1-0		AWAY		0-2-0		0-2-0		7-3-0							
1-1-0		0-0-0		0-0-0		NEUTRAL		0-0-0		0-0-0		1-1-0							
0-12-0		0-4-0		0-4-0		NON-CONFERENCE		0-2-0		0-2-0		0-0-0							
0-3-0		0-0-0		0-3-0		HOME		0-0-0		0-0-0		0-0-0							
0-9-0		0-4-0		0-0-		AWAY		0-2-0		0-2-0		0-0-0							
0-0-0		0-0-0		0-0-0		NEUTRAL		0-0-0		0-0-0		0-0-0							
13-5-0		0-0-0		0-0-0		CONFERENCE		0-0-0		0-0-0		13-5-0							
5-1-0		0-0-0		0-0-0		HOME		0-0-0		0-0-0		5-1-0							
7-3-0		0-0-0		0-0-0		AWAY		0-0-0		0-0-0		7-3-0							
1-1-0		0-0-0		0-0-0		NEUTRAL		0-0-0		0-0-0		1-1-0							
RPI	S	Opponent		Score		RPI	S	Opponent		Score		RPI	S	Opponent		Score			
7	A	Ole Miss		2	15	34	A	Northwestern St.		1	2	57	A	New Orleans		8	11		
7	A	Ole Miss		3	7	40	H	Pittsburgh		6	14	90	A	Louisiana Tech		2	10		
7	A	Ole Miss		1	6	40	H	Pittsburgh		6	16			Ark.-Pine Bluff		7	8		
13	A	LSU		11	14	40	H	Pittsburgh		5	18			Ark.-Pine Bluff		4	12		
														Ark.-Pine Bluff		7	1		
														Alcorn		12	3		
														Texas Southern		14	21		
														Texas Southern		6	4		
														Texas Southern		5	4		
														Prairie View		11	7		
														Prairie View		13	6		
														Prairie View		8	4		
														Prairie View		3	4		
														Southern U.		9	5		
														Southern U.		3	10		
														Southern U.		16	11		
														Southern U.		11	7		
														Southern U.		10	8		
														Southern U.		10	9		
														Southern U.		15	0		
LAST 15 GAMES																			
		13 A LSU		11	14			90 A Louisiana Tech		2	10								
		296 A Southern U.		16	11			293 H Prairie View		13	6								
		296 A Southern U.		10	8			293 H Prairie View		8	4								
		296 A Southern U.		11	7														
		282 A Ark.-Pine Bluff		7	8														
Non-Div. I Games:		Manhattan Chrst.		18	1	Jarvis Christian		16	6	Manhattan Chrst.		11	0	Manhattan Chrst.		3	2		
		Texas Col.		20	7									Grambling					



282 A Ark.-Pine Bluff	4	12
282 A Ark.-Pine Bluff	7	1

G  
r  
a  
m  
b  
l  
i  
n  
g

G  
r  
a  
m  
b  
l  
i  
n  
g



Average RPI Win:	236	WON-LOST RECORD	WINNING PCT. RANK	LAST 15 GAMES	STRENGTH OF SCHEDULE	OPP. STRENGTH OF SCHEDULE	TEAM RPI	ADJ RPI	CONF. RPI	ADJ CONF. RPI						
DIV. I ONLY		15-21-0	.41667	211	5-10-0	210	166	243	.44515	243	17	17				
DIV. I NON-CONF.		12-12-0	.5	149	2-1-0	234	121	205	.46933	205	19	19				
<hr/>																
TOTALS	RPI 1-25	RPI 26-50		W-L RECORDS		RPI 51-100		RPI 101-150		RPI 150+						
15-21-0	0-3-0	0-3-0		OVERALL		0-1-0		2-7-0		13-7-0						
13-11-0	0-0-0	0-0-0		HOME		0-0-0		1-5-0		12-6-0						
2-10-0	0-3-0	0-3-0		AWAY		0-1-0		1-2-0		1-1-0						
0-0-0	0-0-0	0-0-0		NEUTRAL		0-0-0		0-0-0		0-0-0						
12-12-0	0-3-0	0-3-0		NON-CONFERENCE		0-1-0		1-2-0		11-3-0						
11-4-0	0-0-0	0-0-0		HOME		0-0-0		1-2-0		10-2-0						
1-8-0	0-3-0	0-0-		AWAY		0-1-0		0-0-0		1-1-0						
0-0-0	0-0-0	0-0-0		NEUTRAL		0-0-0		0-0-0		0-0-0						
3-9-0	0-0-0	0-0-0		CONFERENCE		0-0-0		1-5-0		2-4-0						
2-7-0	0-0-0	0-0-0		HOME		0-0-0		0-3-0		2-4-0						
1-2-0	0-0-0	0-0-0		AWAY		0-0-0		1-2-0		0-0-0						
0-0-0	0-0-0	0-0-0		NEUTRAL		0-0-0		0-0-0		0-0-0						
<hr/>																
RPI	S	Opponent	Score		RPI	S	Opponent	Score		RPI	S	Opponent	Score			
5	A	South Carolina	0	9	31	A	Col. of Charleston	1	4	82	A	Jacksonville	1	4		
5	A	South Carolina	0	2	33	A	Georgia	3	5			107	H	West Virginia	4	3
5	A	South Carolina	4	5	33	A	Georgia	3	10			107	H	West Virginia	0	5
												107	H	West Virginia	0	3
												124	A	Liberty	6	9
												124	A	Liberty	6	1
												124	A	Liberty	2	10
												126	H	Longwood	2	6
												126	H	Longwood	1	4
												126	H	Longwood	4	13
												183	H	Campbell	4	5
												183	H	Campbell	5	7
												183	H	Campbell	18	7
												210	H	George Washington	5	10
												210	H	George Washington	12	1
												210	H	George Washington	3	1
												218	A	The Citadel	3	4
												218	H	The Citadel	18	1
												239	H	USC Upstate	3	1
												271	H	N.C. Central	9	6
												277	H	Butler	7	3
												277	H	Butler	2	1
												277	H	Butler	3	4
												280	H	Massachusetts	12	8
												280	H	Massachusetts	3	1
												280	H	Massachusetts	7	2
												287	H	UNC Asheville	9	7
												287	H	UNC Asheville	8	9

**Non-Div. I Games:**

Charleston So.



124	A	Liberty	6	1
124	A	Liberty	2	10

RPI	S	Opponent	Score	
287	H	UNC Asheville	1	7
291	A	Savannah St.	10	4

Charleston So.

C  
h  
a  
r  
l  
e  
s  
t  
o  
n  
S  
o  
.

C  
h  
a  
r  
l  
e  
s  
t  
o  
n  
S  
o  
.



Average RPI Win: 221		WON-LOST RECORD		WINNING PCT. RANK		LAST 15 GAMES		STRENGTH OF SCHEDULE		OPP. STRENGTH OF SCHEDULE		TEAM RPI		ADJ RPI		CONF. RPI		ADJ CONF. RPI	
DIV. I ONLY		12-22-0		.35294 244		6-9-0		187		280		244		.44472 244		27		27	
DIV. I NON-CONF.		6-16-0		.27273 263		0-3-0		232		272		272		.42544 270		29		29	
TOTALS		RPI 1-25		RPI 26-50		W-L RECORDS		RPI 51-100		RPI 101-150		RPI 150+							
12-22-0		0-0-0		0-0-0		OVERALL		0-2-0		1-3-0		11-17-0							
4-10-0		0-0-0		0-0-0		HOME		0-1-0		0-1-0		4-8-0							
6-12-0		0-0-0		0-0-0		AWAY		0-1-0		1-2-0		5-9-0							
2-0-0		0-0-0		0-0-0		NEUTRAL		0-0-0		0-0-0		2-0-0							
6-16-0		0-0-0		0-0-0		NON-CONFERENCE		0-2-0		1-3-0		5-11-0							
1-5-0		0-0-0		0-0-0		HOME		0-1-0		0-1-0		1-3-0							
3-11-0		0-0-0		0-0-		AWAY		0-1-0		1-2-0		2-8-0							
2-0-0		0-0-0		0-0-0		NEUTRAL		0-0-0		0-0-0		2-0-0							
6-6-0		0-0-0		0-0-0		CONFERENCE		0-0-0		0-0-0		6-6-0							
3-5-0		0-0-0		0-0-0		HOME		0-0-0		0-0-0		3-5-0							
3-1-0		0-0-0		0-0-0		AWAY		0-0-0		0-0-0		3-1-0							
0-0-0		0-0-0		0-0-0		NEUTRAL		0-0-0		0-0-0		0-0-0							
RPI	S	Opponent	Score	RPI	S	Opponent	Score	RPI	S	Opponent	Score	RPI	S	Opponent	Score				
								61	A	Rutgers	3 11	125	A	Seton Hall	1 5				
								92	H	Penn St.	12 20	136	A	Wofford	8 14				
												143	H	Saint Joseph's	4 9				
												146	A	Gardner-Webb	7 6				
												161	H	Navy	4 8				
												161	H	Navy	0 7				
												161	H	Navy	6 19				
												161	H	Navy	7 5				
												188	A	Davidson	1 2				
												188	A	Davidson	2 5				
												188	A	Davidson	14 9				
												192	N	Radford	9 4				
												233	A	VMI	5 8				
												233	A	VMI	2 4				
												233	A	VMI	2 8				
												236	A	Penn	3 1				
												236	A	Penn	5 7				
												236	H	Penn	2 12				
												236	H	Penn	5 4				
												236	H	Penn	5 6				
												237	N	Rider	6 3				
												239	A	USC Upstate	7 8				
												239	A	USC Upstate	4 8				
												249	H	Bucknell	6 4				
												249	H	Bucknell	3 5				
												249	H	Bucknell	6 5				
												249	H	Bucknell	1 4				
												249	H	Bucknell	4 8				

**Non-Div. I Games:**

Lafayette



161	H	Navy	0	7
161	H	Navy	7	5

RPI	S	Opponent	Score	
252	A	Army West Point	4	0
252	A	Army West Point	6	3
252	A	Army West Point	11	2
252	A	Army West Point	3	9
267	H	Fairleigh Dickinson	6	7

Lafayette

L  
a  
f  
a  
y  
e  
t  
t  
e

L  
a  
f  
a  
y  
e  
t  
t  
e



Average RPI Win: 208		WON-LOST	WINNING	LAST 15	STRENGTH OF		OPP. STRENGTH	TEAM	ADJ	CONF.	ADJ CONF.
Average RPI Loss: 174		RECORD	PCT. RANK	GAMES	SCHEDULE		OF SCHEDULE	RPI	RPI	RPI	RPI
DIV. I ONLY		12-21-0	.36364	236	8-7-0		263	238	245	.44463	245
DIV. I NON-CONF.		5-16-0	.2381	272	2-3-0		259	215	270	.42555	268
TOTALS		RPI 1-25	RPI 26-50		W-L RECORDS		RPI 51-100		RPI 101-150		RPI 150+
12-21-0	0-0-0	0-0-0		OVERALL		1-7-0		0-0-0		11-14-0	
3-5-0	0-0-0	0-0-0		HOME		0-0-0		0-0-0		3-5-0	
9-16-0	0-0-0	0-0-0		AWAY		1-7-0		0-0-0		8-9-0	
0-0-0	0-0-0	0-0-0		NEUTRAL		0-0-0		0-0-0		0-0-0	
5-16-0	0-0-0	0-0-0		NON-CONFERENCE		1-7-0		0-0-0		4-9-0	
0-2-0	0-0-0	0-0-0		HOME		0-0-0		0-0-0		0-2-0	
5-14-0	0-0-0	0-0-		AWAY		1-7-0		0-0-0		4-7-0	
0-0-0	0-0-0	0-0-0		NEUTRAL		0-0-0		0-0-0		0-0-0	
7-5-0	0-0-0	0-0-0		CONFERENCE		0-0-0		0-0-0		7-5-0	
3-3-0	0-0-0	0-0-0		HOME		0-0-0		0-0-0		3-3-0	
4-2-0	0-0-0	0-0-0		AWAY		0-0-0		0-0-0		4-2-0	
0-0-0	0-0-0	0-0-0		NEUTRAL		0-0-0		0-0-0		0-0-0	
RPI S	Opponent	Score	RPI S	Opponent	Score	RPI S	Opponent	Score	RPI S	Opponent	Score
						91 A	Morehead St.	7 24	163 A	Stetson	3 5
						91 A	Morehead St.	4 11	163 A	Stetson	6 13
						94 A	UCF	2 11	175 A	Monmouth	6 2
						94 A	UCF	0 15	175 A	Monmouth	6 4
						94 A	UCF	9 10	175 A	Monmouth	4 10
						95 A	Indiana St.	3 2	194 A	Canisius	3 1
						95 A	Indiana St.	3 12	194 A	Canisius	4 16
						95 A	Indiana St.	3 10	194 A	Canisius	6 4
									195 H	Niagara	4 8
									195 H	Niagara	8 0
									195 H	Niagara	2 8
									206 A	Fordham	4 2
									217 H	Quinnipiac	3 2
									217 H	Quinnipiac	8 7
									217 H	Quinnipiac	0 7
									218 A	The Citadel	2 3
									218 A	The Citadel	2 14
									218 A	The Citadel	4 6
									248 H	Brown	2 10
									248 H	Brown	5 7
									252 A	Army West Point	13 6
									267 A	Fairleigh Dickinson	6 10
						175 A	Monmouth	6 4	285 A	George Mason	19 7
						175 A	Monmouth	6 2	285 A	George Mason	5 3
						175 A	Monmouth	4 10	285 A	George Mason	2 5
						206 A	Fordham	4 2			
						217 H	Quinnipiac	8 7			

Non-Div. I Games:

Siena



217 H Quinnipiac	0	7
217 H Quinnipiac	3	2

S  
i  
e  
n  
a

S  
i  
e  
n  
a



Wagner		Average RPI Win:	262	WON-LOST RECORD	WINNING PCT. RANK	LAST 15 GAMES	STRENGTH OF SCHEDULE	OPP. STRENGTH OF SCHEDULE	TEAM RPI	ADJ RPI	CONF. RPI	ADJ CONF. RPI
DIV. I ONLY		Average RPI Loss:	142	10-22-0	.3125 260	2-13-0	209	279	246	.44442 246	28	28
DIV. I NON-CONF.				5-11-0	.3125 248	1-2-0	58	276	166	.49203 166	28	28
TOTALS		RPI 1-25		RPI 26-50		W-L RECORDS		RPI 51-100		RPI 101-150		RPI 150+
10-22-0		0-0-0		0-6-0		OVERALL		0-3-0		1-4-0		9-9-0
2-5-0		0-0-0		0-0-0		HOME		0-0-0		0-0-0		2-5-0
8-17-0		0-0-0		0-6-0		AWAY		0-3-0		1-4-0		7-4-0
0-0-0		0-0-0		0-0-0		NEUTRAL		0-0-0		0-0-0		0-0-0
5-11-0		0-0-0		0-2-0		NON-CONFERENCE		0-3-0		1-4-0		4-2-0
1-2-0		0-0-0		0-0-0		HOME		0-0-0		0-0-0		1-2-0
4-9-0		0-0-0		0-0-0		AWAY		0-3-0		1-4-0		3-0-0
0-0-0		0-0-0		0-0-0		NEUTRAL		0-0-0		0-0-0		0-0-0
5-11-0		0-0-0		0-4-0		CONFERENCE		0-0-0		0-0-0		5-7-0
1-3-0		0-0-0		0-0-0		HOME		0-0-0		0-0-0		1-3-0
4-8-0		0-0-0		0-4-0		AWAY		0-0-0		0-0-0		4-4-0
0-0-0		0-0-0		0-0-0		NEUTRAL		0-0-0		0-0-0		0-0-0
RPI S	Opponent	Score	RPI S	Opponent	Score	RPI S	Opponent	Score	RPI S	Opponent	Score	
			36 A	Virginia	2 6	79 A	VCU	2 3	125 A	Seton Hall	2 9	
			36 A	Virginia	7 20	79 A	VCU	3 4	126 A	Longwood	0 6	
			42 A	Bryant	4 10	79 A	VCU	5 9	126 A	Longwood	3 6	
			42 A	Bryant	1 5				126 A	Longwood	6 4	
			42 A	Bryant	0 7				134 A	St. John's (NY)	5 9	
			42 A	Bryant	2 3				206 A	Fordham	2 0	
									206 H	Fordham	5 6	
									206 H	Fordham	3 4	
									227 H	Central Conn. St.	4 5	
									227 H	Central Conn. St.	0 2	
									227 H	Central Conn. St.	16 2	
									227 H	Central Conn. St.	2 8	
									262 A	LIU Brooklyn	1 4	
									262 A	LIU Brooklyn	2 5	
									262 A	LIU Brooklyn	3 5	
									262 A	LIU Brooklyn	1 9	
									288 A	Norfolk St.	6 1	
									288 A	Norfolk St.	8 1	
									295 H	Saint Peter's	13 6	
									297 A	Mt. St. Mary's	20 4	
									297 A	Mt. St. Mary's	17 4	
									297 A	Mt. St. Mary's	14 6	
									297 A	Mt. St. Mary's	2 0	
LAST 15 GAMES			42 A	Bryant	1 5	262 A	LIU Brooklyn	3 5				
			42 A	Bryant	2 3	262 A	LIU Brooklyn	1 9				
			42 A	Bryant	4 10	125 A	Seton Hall	2 9				
			42 A	Bryant	0 7							
			295 H	Saint Peter's	13 6							

Non-Div. I Games:

Wagner



262 A LIU Brooklyn	1	4
262 A LIU Brooklyn	2	5

W  
a  
g  
n  
e  
r

W  
a  
g  
n  
e  
r



Average RPI Win: 162		WON-LOST RECORD		WINNING PCT. RANK		LAST 15 GAMES		STRENGTH OF SCHEDULE		OPP. STRENGTH OF SCHEDULE		TEAM RPI		ADJ RPI		CONF. RPI		ADJ CONF. RPI	
DIV. I ONLY		10-26-0		.27778 269		6-9-0		133		167		247		.44404 247		9		9	
DIV. I NON-CONF.		5-13-0		.27778 261		1-2-0		222		251		280		.41751 280		10		10	
TOTALS		RPI 1-25		RPI 26-50		W-L RECORDS		RPI 51-100		RPI 101-150		RPI 150+							
10-26-0		2-3-0		0-2-0		OVERALL		0-4-0		3-6-0		5-11-0							
6-9-0		2-1-0		0-0-0		HOME		0-0-0		2-4-0		2-4-0							
2-13-0		0-2-0		0-0-0		AWAY		0-4-0		1-2-0		1-5-0							
2-4-0		0-0-0		0-2-0		NEUTRAL		0-0-0		0-0-0		2-2-0							
5-13-0		0-2-0		0-2-0		NON-CONFERENCE		0-1-0		0-0-0		5-8-0							
2-4-0		0-0-0		0-0-0		HOME		0-0-0		0-0-0		2-4-0							
1-5-0		0-2-0		0-0-		AWAY		0-1-0		0-0-0		1-2-0							
2-4-0		0-0-0		0-2-0		NEUTRAL		0-0-0		0-0-0		2-2-0							
5-13-0		2-1-0		0-0-0		CONFERENCE		0-3-0		3-6-0		0-3-0							
4-5-0		2-1-0		0-0-0		HOME		0-0-0		2-4-0		0-0-0							
1-8-0		0-0-0		0-0-0		AWAY		0-3-0		1-2-0		0-3-0							
0-0-0		0-0-0		0-0-0		NEUTRAL		0-0-0		0-0-0		0-0-0							
RPI	S	Opponent		Score		RPI	S	Opponent		Score		RPI	S	Opponent		Score			
5	A	South Carolina		0	5	36	N	Virginia		0	8	67	A	Tennessee		5	7		
16	A	Coastal Caro.		2	17	48	N	Old Dominion		3	12	72	A	Troy		2	3		
21	H	South Ala.		1	8							72	A	Troy		7	9		
21	H	South Ala.		4	3							72	A	Troy		3	4		
21	H	South Ala.		4	3														

Non-Div. I Games:

Appalachian St.



72 A Troy	3	4
72 A Troy	7	9

A  
p  
p  
a  
l  
a  
c  
h  
i  
a  
n  
s  
t  
.

A  
p  
p  
a  
l  
a  
c  
h  
i  
a  
n  
s  
t  
.



Average RPI Win: 212		WON-LOST RECORD	WINNING PCT. RANK	LAST 15 GAMES	STRENGTH OF SCHEDULE	OPP. STRENGTH OF SCHEDULE	TEAM RPI	ADJ RPI		CONF. RPI	ADJ CONF. RPI						
Average RPI Loss: 138																	
DIV. I ONLY		11-18-0	.37931	229	7-8-0	251	190	248	.44383	248	23	23					
DIV. I NON-CONF.		6-11-0	.35294	228	2-1-0	213	140	208	.46665	208	20	21					
<hr/>																	
TOTALS		RPI 1-25		RPI 26-50		W-L RECORDS		RPI 51-100		RPI 101-150		RPI 150+					
11-18-0		0-0-0		0-2-0		OVERALL		1-4-0		0-5-0		10-7-0					
5-6-0		0-0-0		0-0-0		HOME		0-2-0		0-1-0		5-3-0					
5-10-0		0-0-0		0-0-0		AWAY		1-2-0		0-4-0		4-4-0					
1-2-0		0-0-0		0-2-0		NEUTRAL		0-0-0		0-0-0		1-0-0					
<hr/>																	
6-11-0		0-0-0		0-2-0		NON-CONFERENCE		1-2-0		0-5-0		5-2-0					
1-2-0		0-0-0		0-0-0		HOME		0-0-0		0-1-0		1-1-0					
4-7-0		0-0-0		0-0-		AWAY		1-2-0		0-4-0		3-1-0					
1-2-0		0-0-0		0-2-0		NEUTRAL		0-0-0		0-0-0		1-0-0					
<hr/>																	
5-7-0		0-0-0		0-0-0		CONFERENCE		0-2-0		0-0-0		5-5-0					
4-4-0		0-0-0		0-0-0		HOME		0-2-0		0-0-0		4-2-0					
1-3-0		0-0-0		0-0-0		AWAY		0-0-0		0-0-0		1-3-0					
0-0-0		0-0-0		0-0-0		NEUTRAL		0-0-0		0-0-0		0-0-0					
<hr/>																	
RPI	S	Opponent	Score		RPI	S	Opponent	Score		RPI	S	Opponent	Score				
			41	N	Notre Dame	6	7	77	H	Princeton	9	11	101	A	Marshall	0	14
			45	N	Alabama	0	2	77	H	Princeton	7	25	101	A	Marshall	0	2
								94	A	UCF	4	6	101	A	Marshall	2	7
								94	A	UCF	0	2	101	A	Marshall	2	3
								94	A	UCF	15	5	133	H	Rhode Island	6	10
													197	H	Cornell	4	2
													197	H	Cornell	7	6
													202	A	Holy Cross	11	12
													202	A	Holy Cross	3	0
													202	H	Holy Cross	2	1
													202	H	Holy Cross	0	9
													205	A	Columbia	2	10
													205	A	Columbia	3	7
													231	H	Dartmouth	0	15
													231	H	Dartmouth	2	0
													231	H	Dartmouth	3	4
													231	H	Dartmouth	4	2
													236	A	Penn	8	5
													236	A	Penn	1	3
													245	A	Siena	10	2
													245	A	Siena	7	5
													249	N	Bucknell	2	0
<hr/>																	
LAST 15 GAMES																	
			231	H	Dartmouth	2	0	197	H	Cornell	7	6					
			231	H	Dartmouth	0	15	197	H	Cornell	4	2					
			231	H	Dartmouth	3	4	205	A	Columbia	2	10					
			231	H	Dartmouth	4	2										
			133	H	Rhode Island	6	10										

Non-Div. I Games:

Brown



77 H Princeton	7	25
77 H Princeton	9	11

B  
r  
o  
w  
n

B  
r  
o  
w  
n



Average RPI Win: 222		WON-LOST RECORD		WINNING PCT. RANK		LAST 15 GAMES		STRENGTH OF SCHEDULE		OPP. STRENGTH OF SCHEDULE		TEAM RPI		ADJ RPI		CONF. RPI		ADJ CONF. RPI							
DIV. I ONLY		16-23-0		.41026 218		7-8-0		266		245		249		.44278 249		27		27							
DIV. I NON-CONF.		9-18-0		.33333 233		0-3-0		229		235		255		.43819 255		29		29							
TOTALS		RPI 1-25		RPI 26-50		W-L RECORDS		RPI 51-100		RPI 101-150		RPI 150+													
16-23-0		0-1-0		1-0-0		OVERALL		0-1-0		0-4-0		15-17-0													
6-6-0		0-0-0		0-0-0		HOME		0-0-0		0-0-0		6-6-0													
8-12-0		0-1-0		0-0-0		AWAY		0-1-0		0-1-0		8-9-0													
2-5-0		0-0-0		1-0-0		NEUTRAL		0-0-0		0-3-0		1-2-0													
9-18-0		0-1-0		1-0-0		NON-CONFERENCE		0-1-0		0-4-0		8-12-0													
3-5-0		0-0-0		0-0-0		HOME		0-0-0		0-0-0		3-5-0													
4-8-0		0-1-0		0-0-		AWAY		0-1-0		0-1-0		4-5-0													
2-5-0		0-0-0		1-0-0		NEUTRAL		0-0-0		0-3-0		1-2-0													
7-5-0		0-0-0		0-0-0		CONFERENCE		0-0-0		0-0-0		7-5-0													
3-1-0		0-0-0		0-0-0		HOME		0-0-0		0-0-0		3-1-0													
4-4-0		0-0-0		0-0-0		AWAY		0-0-0		0-0-0		4-4-0													
0-0-0		0-0-0		0-0-0		NEUTRAL		0-0-0		0-0-0		0-0-0													
RPI	S	Opponent		Score		RPI	S	Opponent		Score		RPI	S	Opponent		Score									
6	A	North Carolina St.		2	5	41	N	Notre Dame		6	5	92	A	Penn St.		1	8								
												135	N	Bradley		4	12								
												135	N	Bradley		2	8								
												135	N	Bradley		8	10								
												143	A	Saint Joseph's		5	6								
												153	A	Binghamton		2	14								
												191	A	James Madison		9	1								
												191	A	James Madison		6	7								
												191	A	James Madison		3	9								
												191	A	James Madison		4	2								
												197	H	Cornell		2	5								
												197	H	Cornell		2	3								
												197	H	Cornell		12	3								
												197	H	Cornell		6	8								
												204	A	Tennessee Tech		3	9								
												204	A	Tennessee Tech		3	2								
												204	A	Tennessee Tech		6	5								
												220	H	Yale		0	10								
												220	H	Yale		5	0								
												220	H	Yale		13	9								
												220	H	Yale		4	5								
												221	A	St. Bonaventure		4	6								
												231	N	Dartmouth		4	6								
												244	A	Lafayette		4	6								
												244	A	Lafayette		5	3								
												244	A	Lafayette		5	6								
												244	A	Lafayette		4	1								
												248	N	Brown		0	2								
												LAST 15 GAMES													
244 A Lafayette						4	6	252 A Army West Point						4	7	244 A Lafayette						4	6		
244 A Lafayette						5	3	252 A Army West Point						6	2	244 A Lafayette						5	3		
244 A Lafayette						5	6	221 A St. Bonaventure						4	6	244 A Lafayette						5	6		
244 A Lafayette						4	1							244 A Lafayette						4	1				
92 A Penn St.						1	8																		

Non-Div. I Games:

Bucknell



252 A Army West Point	2	3
252 A Army West Point	4	2

RPI	S	Opponent	Score	
252	A	Army West Point	4	2
252	A	Army West Point	2	3
252	A	Army West Point	4	7
252	A	Army West Point	6	2
268	N	Maine	6	3
272	H	Lehigh	7	5
272	H	Lehigh	4	3
272	H	Lehigh	1	10
272	H	Lehigh	11	2



UTRGV

Average RPI Win: 226		WON-LOST RECORD		WINNING PCT. RANK		LAST 15 GAMES		STRENGTH OF SCHEDULE		OPP. STRENGTH OF SCHEDULE		TEAM RPI		ADJ RPI		CONF. RPI		ADJ CONF. RPI	
DIV. I ONLY		14-14-0		.5 148		10-5-0		283		184		250		.44207 250		24		24	
DIV. I NON-CONF.		8-11-0		.42105 195		4-2-0		271		173		264		.43572 263		25		25	
TOTALS		RPI 1-25		RPI 26-50		W-L RECORDS		RPI 51-100		RPI 101-150		RPI 150+							
14-14-0		0-1-0		0-0-0		OVERALL		1-2-0		1-2-0		12-9-0							
11-5-0		0-0-0		0-0-0		HOME		0-0-0		1-2-0		10-3-0							
3-9-0		0-1-0		0-0-0		AWAY		1-2-0		0-0-0		2-6-0							
0-0-0		0-0-0		0-0-0		NEUTRAL		0-0-0		0-0-0		0-0-0							
8-11-0		0-1-0		0-0-0		NON-CONFERENCE		1-2-0		0-0-0		7-8-0							
7-3-0		0-0-0		0-0-0		HOME		0-0-0		0-0-0		7-3-0							
1-8-0		0-1-0		0-0-		AWAY		1-2-0		0-0-0		0-5-0							
0-0-0		0-0-0		0-0-0		NEUTRAL		0-0-0		0-0-0		0-0-0							
6-3-0		0-0-0		0-0-0		CONFERENCE		0-0-0		1-2-0		5-1-0							
4-2-0		0-0-0		0-0-0		HOME		0-0-0		1-2-0		3-0-0							
2-1-0		0-0-0		0-0-0		AWAY		0-0-0		0-0-0		2-1-0							
0-0-0		0-0-0		0-0-0		NEUTRAL		0-0-0		0-0-0		0-0-0							
RPI S	Opponent	Score		RPI S	Opponent	Score		RPI S	Opponent	Score		RPI S	Opponent	Score					
25 A	TCU	0 13						51 A	Lamar	1 4		147 H	New Mexico St.	3 7					
								51 A	Lamar	1 4		147 H	New Mexico St.	9 3					
								51 A	Lamar	7 3		147 H	New Mexico St.	3 12					
												155 H	Washington St.	3 1					
												160 H	Texas St.	4 3					
												174 H	Houston Baptist	2 6					
												178 A	Abilene Christian	1 3					
												178 A	Abilene Christian	2 5					
												178 A	Abilene Christian	5 6					
												178 A	Abilene Christian	2 7					
												219 H	A&M-Corpus Christi	2 9					
												219 H	A&M-Corpus Christi	3 6					
												224 H	North Dakota	12 2					
												224 H	North Dakota	8 4					
												224 H	North Dakota	2 1					
												263 A	Incarnate Word	5 6					
												263 H	Incarnate Word	4 3					
												281 H	Jackson St.	10 4					
												281 H	Jackson St.	11 4					
												286 A	Chicago St.	7 1					
												286 A	Chicago St.	7 12					
												286 A	Chicago St.	9 2					
												293 H	Prairie View	11 9					
												293 H	Prairie View	7 6					
LAST 15 GAMES																			



286	A	Chicago St.	7	12
263	H	Incarnate Word	4	3

U  
T  
R  
G  
V

U  
T  
R  
G  
V



**I  
P  
F  
W**

**I  
P  
F  
W**

IPFW



IPFW

164	A	North Dakota St.	1	7
164	A	North Dakota St.	6	12

Through Games Of April 17, 2016

RPI	S	Opponent	Score	
298	A	Alabama A&M	9	7
298	A	Alabama A&M	8	1
298	A	Alabama A&M	4	6
298	A	Alabama A&M	7	6

IPFW

I  
P  
F  
W

I  
P  
F  
W



Average RPI Win: 198		WON-LOST	WINNING	LAST 15	STRENGTH OF		OPP. STRENGTH	TEAM	ADJ		CONF.	ADJ CONF.
Average RPI Loss: 182		RECORD	PCT. RANK	GAMES	SCHEDULE		OF SCHEDULE	RPI	RPI		RPI	RPI
DIV. I ONLY		14-23-0	.37838	230	5-10-0		221	264	252		.44047	252
DIV. I NON-CONF.		9-16-0	.36	224	0-3-0		153	254	218		.46246	218
TOTALS		RPI 1-25	RPI 26-50		W-L RECORDS		RPI 51-100		RPI 101-150		RPI 150+	
14-23-0		0-0-0	1-3-0		OVERALL		1-2-0		1-2-0		11-16-0	
3-11-0		0-0-0	0-0-0		HOME		0-0-0		0-1-0		3-10-0	
5-7-0		0-0-0	1-2-0		AWAY		1-0-0		1-1-0		2-4-0	
6-5-0		0-0-0	0-1-0		NEUTRAL		0-2-0		0-0-0		6-2-0	
9-16-0		0-0-0	1-3-0		NON-CONFERENCE		1-2-0		1-2-0		6-9-0	
0-6-0		0-0-0	0-0-0		HOME		0-0-0		0-1-0		0-5-0	
3-5-0		0-0-0	1-0-		AWAY		1-0-0		1-1-0		0-2-0	
6-5-0		0-0-0	0-1-0		NEUTRAL		0-2-0		0-0-0		6-2-0	
5-7-0		0-0-0	0-0-0		CONFERENCE		0-0-0		0-0-0		5-7-0	
3-5-0		0-0-0	0-0-0		HOME		0-0-0		0-0-0		3-5-0	
2-2-0		0-0-0	0-0-0		AWAY		0-0-0		0-0-0		2-2-0	
0-0-0		0-0-0	0-0-0		NEUTRAL		0-0-0		0-0-0		0-0-0	
RPI S	Opponent	Score	RPI S	Opponent	Score	RPI S	Opponent	Score	RPI S	Opponent	Score	
			39 A	UNCG	2 16	92 N	Penn St.	4 5	125 A	Seton Hall	8 2	
			39 A	UNCG	6 10	92 N	Penn St.	0 11	125 A	Seton Hall	0 11	
			39 A	UNCG	6 4	99 A	Middle Tenn.	9 1	125 H	Seton Hall	4 9	
			42 N	Bryant	1 6				164 N	North Dakota St.	6 3	
									171 H	UMass Lowell	5 7	
									175 N	Monmouth	6 5	
									202 A	Holy Cross	2 6	
									202 A	Holy Cross	3 0	
									202 A	Holy Cross	6 1	
									202 A	Holy Cross	3 6	
									205 H	Columbia	3 13	
									213 H	Hofstra	8 14	
									215 H	Manhattan	2 3	
									216 A	Belmont	7 20	
									228 A	Lipscomb	6 8	
									232 N	Harvard	13 12	
									232 N	Harvard	6 4	
									232 N	Harvard	3 5	
									244 H	Lafayette	2 11	
									244 H	Lafayette	3 6	
									244 H	Lafayette	0 4	
									244 H	Lafayette	9 3	
									245 H	Siena	6 13	
									249 H	Bucknell	7 4	
									249 H	Bucknell	2 4	
									249 H	Bucknell	3 2	
									249 H	Bucknell	2 6	
LAST 15 GAMES			202 A	Holy Cross	3 0	249 H	Bucknell	7 4				
			202 A	Holy Cross	2 6	249 H	Bucknell	2 6				
			202 A	Holy Cross	6 1	171 H	UMass Lowell	5 7				
			202 A	Holy Cross	3 6							
			215 H	Manhattan	2 3							

Non-Div. I Games:

Army West Point



249 H Bucknell	3	2
249 H Bucknell	2	4

RPI	S	Opponent	Score	
280	N	Massachusetts	2	6
280	N	Massachusetts	6	5
280	N	Massachusetts	10	3

Army West Point

A  
r  
m  
y  
W  
e  
s  
t  
P  
o  
i  
n  
t

A  
r  
m  
y  
W  
e  
s  
t  
P  
o  
i  
n  
t



Average RPI Win:	222	WON-LOST	WINNING	LAST 15	STRENGTH OF	OPP. STRENGTH	TEAM	ADJ	CONF.	ADJ CONF.												
Average RPI Loss:	198	RECORD	PCT. RANK	GAMES	SCHEDULE	OF SCHEDULE	RPI	RPI	RPI	RPI												
DIV. I ONLY		16-19-0	.45714	176	7-8-0	285	240	254	.43914	253	25	25										
DIV. I NON-CONF.		11-12-0	.47826	161	2-1-0	291	201	235	.45153	234	24	24										
<hr/>																						
TOTALS	RPI 1-25	RPI 26-50		W-L RECORDS		RPI 51-100		RPI 101-150		RPI 150+												
16-19-0	0-0-0	0-0-0		OVERALL		0-0-0		4-8-0		12-11-0												
5-7-0	0-0-0	0-0-0		HOME		0-0-0		0-1-0		5-6-0												
9-11-0	0-0-0	0-0-0		AWAY		0-0-0		4-7-0		5-4-0												
2-1-0	0-0-0	0-0-0		NEUTRAL		0-0-0		0-0-0		2-1-0												
<hr/>																						
11-12-0	0-0-0	0-0-0		NON-CONFERENCE		0-0-0		3-6-0		8-6-0												
2-4-0	0-0-0	0-0-0		HOME		0-0-0		0-1-0		2-3-0												
7-7-0	0-0-0	0-0-		AWAY		0-0-0		3-5-0		4-2-0												
2-1-0	0-0-0	0-0-0		NEUTRAL		0-0-0		0-0-0		2-1-0												
<hr/>																						
5-7-0	0-0-0	0-0-0		CONFERENCE		0-0-0		1-2-0		4-5-0												
3-3-0	0-0-0	0-0-0		HOME		0-0-0		0-0-0		3-3-0												
2-4-0	0-0-0	0-0-0		AWAY		0-0-0		1-2-0		1-2-0												
0-0-0	0-0-0	0-0-0		NEUTRAL		0-0-0		0-0-0		0-0-0												
<hr/>																						
RPI	S	Opponent	Score	RPI	S	Opponent	Score	RPI	S	Opponent	Score											
								101	A	Marshall	4	1										
								115	H	Ohio St.	3	6										
								129	A	Ball St.	14	17										
								129	A	Ball St.	3	20										
								129	A	Ball St.	12	6										
								131	A	UAB	2	7										
								131	A	UAB	6	15										
								131	A	UAB	2	1										
								136	A	Wofford	3	6										
								136	A	Wofford	16	2										
								136	A	Wofford	5	6										
								136	A	Wofford	3	5										
								182	A	Kennesaw St.	7	8										
								214	A	Eastern Ky.	10	4										
								229	H	Northern Ill.	0	2										
								229	H	Northern Ill.	1	3										
								229	H	Northern Ill.	4	2										
								234	H	Northern Ky.	6	7										
								235	H	Youngstown St.	5	8										
																240	H	Buffalo	3	1		
240	H	Buffalo	3	9																		
240	H	Buffalo	6	5																		
241	A	Dayton	4	3																		
251	H	IPFW	5	0																		
251	H	IPFW	7	2																		
								251	H	IPFW	1	7										
								266	N	Purdue	4	5										
								LAST 15 GAMES														
								283	A	Bowling Green	10	5	214	A	Eastern Ky.	10	4	241	A	Dayton	4	3
								283	A	Bowling Green	2	6	129	A	Ball St.	3	20	251	H	IPFW	5	0
								283	A	Bowling Green	4	5	129	A	Ball St.	14	17	251	H	IPFW	7	2
								241	A	Dayton	4	3					251	H	IPFW	1	7	
								240	H	Buffalo	6	5					266	N	Purdue	4	5	

**Non-Div. I Games:**

Ohio



240 H Buffalo	3	1
240 H Buffalo	3	9

RPI	S	Opponent	Score	
266	N	Purdue	6	4
266	N	Purdue	9	2
283	A	Bowling Green	2	6
283	A	Bowling Green	10	5
283	A	Bowling Green	4	5
287	A	UNC Asheville	12	5
287	A	UNC Asheville	14	8
287	A	UNC Asheville	5	7



Average RPI Win: 222		WON-LOST RECORD		WINNING PCT. RANK		LAST 15 GAMES		STRENGTH OF SCHEDULE		OPP. STRENGTH OF SCHEDULE		TEAM RPI		ADJ RPI		CONF. RPI		ADJ CONF. RPI					
Average RPI Loss: 174																							
DIV. I ONLY		14-23-0		.37838 230		8-7-0		252		250		255		.43852 254		14		14					
DIV. I NON-CONF.		9-19-0		.32143 241		3-3-0		223		285		257		.43754 257		15		15					
TOTALS		RPI 1-25		RPI 26-50		W-L RECORDS		RPI 51-100		RPI 101-150		RPI 150+											
14-23-0		0-0-0		0-3-0		OVERALL		0-0-0		1-5-0		13-15-0											
8-6-0		0-0-0		0-0-0		HOME		0-0-0		1-2-0		7-4-0											
4-17-0		0-0-0		0-3-0		AWAY		0-0-0		0-3-0		4-11-0											
2-0-0		0-0-0		0-0-0		NEUTRAL		0-0-0		0-0-0		2-0-0											
9-19-0		0-0-0		0-3-0		NON-CONFERENCE		0-0-0		1-5-0		8-11-0											
3-5-0		0-0-0		0-0-0		HOME		0-0-0		1-2-0		2-3-0											
4-14-0		0-0-0		0-0-		AWAY		0-0-0		0-3-0		4-8-0											
2-0-0		0-0-0		0-0-0		NEUTRAL		0-0-0		0-0-0		2-0-0											
5-4-0		0-0-0		0-0-0		CONFERENCE		0-0-0		0-0-0		5-4-0											
5-1-0		0-0-0		0-0-0		HOME		0-0-0		0-0-0		5-1-0											
0-3-0		0-0-0		0-0-0		AWAY		0-0-0		0-0-0		0-3-0											
0-0-0		0-0-0		0-0-0		NEUTRAL		0-0-0		0-0-0		0-0-0											
RPI	S	Opponent		Score		RPI	S	Opponent		Score		RPI	S	Opponent		Score		RPI	S	Opponent		Score	
				36	A	Virginia		3	4					133	H	Rhode Island	2	7					
				36	A	Virginia		8	10					133	H	Rhode Island	4	9					
				49	A	Wake Forest		4	8					133	H	Rhode Island	7	1					
														147	A	New Mexico St.	8	9					
														147	A	New Mexico St.	5	8					
														147	A	New Mexico St.	3	17					
														161	H	Navy	5	6					
														179	A	Presbyterian	5	7					
														179	A	Presbyterian	2	6					
														179	A	Presbyterian	5	11					
														182	A	Kennesaw St.	6	5					
														182	A	Kennesaw St.	7	6					
														182	A	Kennesaw St.	8	11					
														191	H	James Madison	8	4					
														191	H	James Madison	3	2					
														191	H	James Madison	6	4					
														198	N	Richmond	3	2					
														201	A	Elon	6	7					
														201	A	Elon	2	5					
														201	A	Elon	8	9					
														208	A	UMBC	3	12					
														208	H	UMBC	3	4					
														210	H	George Washington	2	10					
														213	H	Hofstra	15	4					
														213	H	Hofstra	3	7					
														213	H	Hofstra	4	2					
														232	N	Harvard	6	5					
LAST 15 GAMES																							
				201	A	Elon		2	5	191	H	James Madison		6	4	208	H	UMBC		3	4		
				201	A	Elon		6	7	285	A	George Mason		3	10	213	H	Hofstra		15	4		
				201	A	Elon		8	9	213	H	Hofstra		4	2	213	H	Hofstra		3	7		
				208	H	UMBC		3	4							213	H	Hofstra		4	2		
				210	H	George Washington		2	10							232	N	Harvard		6	5		

Non-Div. I Games:

Towson



191	H	James Madison	8	4
191	H	James Madison	3	2

RPI	S	Opponent	Score	
285	A	George Mason	3	10
288	A	Norfolk St.	7	12
288	A	Norfolk St.	7	13
288	A	Norfolk St.	6	3
292	A	Delaware St.	8	1
297	H	Mt. St. Mary's	8	7
299	H	Coppin St.	8	7

Towson

T  
O  
W  
S  
O  
N

T  
O  
W  
S  
O  
N



Average RPI Win: 229		WON-LOST RECORD		WINNING PCT. RANK		LAST 15 GAMES		STRENGTH OF SCHEDULE		OPP. STRENGTH OF SCHEDULE		TEAM RPI		ADJ RPI		CONF. RPI		ADJ CONF. RPI	
DIV. I ONLY		14-17-0		.45161 182		7-8-0		277		283		256		.43804 255		30		30	
DIV. I NON-CONF.		14-17-0		.45161 178		7-8-0		276		295		256		.43804 256		30		30	
TOTALS		RPI 1-25		RPI 26-50		W-L RECORDS		RPI 51-100		RPI 101-150		RPI 150+							
14-17-0		0-0-0		0-0-0		OVERALL		1-1-0		0-2-0		13-14-0							
5-6-0		0-0-0		0-0-0		HOME		0-0-0		0-1-0		5-5-0							
6-9-0		0-0-0		0-0-0		AWAY		0-0-0		0-1-0		6-8-0							
3-2-0		0-0-0		0-0-0		NEUTRAL		1-1-0		0-0-0		2-1-0							
14-17-0		0-0-0		0-0-0		NON-CONFERENCE		1-1-0		0-2-0		13-14-0							
5-6-0		0-0-0		0-0-0		HOME		0-0-0		0-1-0		5-5-0							
6-9-0		0-0-0		0-0-		AWAY		0-0-0		0-1-0		6-8-0							
3-2-0		0-0-0		0-0-0		NEUTRAL		1-1-0		0-0-0		2-1-0							
0-0-0		0-0-0		0-0-0		CONFERENCE		0-0-0		0-0-0		0-0-0							
0-0-0		0-0-0		0-0-0		HOME		0-0-0		0-0-0		0-0-0							
0-0-0		0-0-0		0-0-0		AWAY		0-0-0		0-0-0		0-0-0							
0-0-0		0-0-0		0-0-0		NEUTRAL		0-0-0		0-0-0		0-0-0							
RPI	S	Opponent		Score	RPI	S	Opponent		Score	RPI	S	Opponent		Score	RPI	S	Opponent		Score

Non-Div. I Games:

NYIT



134	H	St. John's (NY)	1	8
134	A	St. John's (NY)	6	15

RPI	S	Opponent	Score	
299	N	Coppin St.	5	2
299	N	Coppin St.	14	7

NYIT

NYIT

NYIT



Average RPI Win: 267		WON-LOST	WINNING	LAST 15	STRENGTH OF	OPP. STRENGTH	TEAM	ADJ	CONF.	ADJ CONF.		
Average RPI Loss: 186		RECORD	PCT. RANK	GAMES	SCHEDULE	OF SCHEDULE	RPI	RPI	RPI	RPI		
DIV. I ONLY		11-21-0	.34375	247	5-10-0	234	294	258	.43795	256	18	18
DIV. I NON-CONF.		9-15-0	.375	214	3-4-0	247	300	253	.43989	253	18	18
<hr/>												
TOTALS		RPI 1-25		RPI 26-50		W-L RECORDS		RPI 51-100		RPI 101-150		RPI 150+
11-21-0		0-0-0		0-0-0		OVERALL		0-4-0		0-1-0		11-16-0
4-2-0		0-0-0		0-0-0		HOME		0-0-0		0-0-0		4-2-0
7-16-0		0-0-0		0-0-0		AWAY		0-3-0		0-1-0		7-9-0
0-3-0		0-0-0		0-0-0		NEUTRAL		0-1-0		0-0-0		0-2-0
9-15-0		0-0-0		0-0-0		NON-CONFERENCE		0-1-0		0-1-0		9-13-0
2-2-0		0-0-0		0-0-0		HOME		0-0-0		0-0-0		2-2-0
7-10-0		0-0-0		0-0-		AWAY		0-0-0		0-1-0		7-9-0
0-3-0		0-0-0		0-0-0		NEUTRAL		0-1-0		0-0-0		0-2-0
2-6-0		0-0-0		0-0-0		CONFERENCE		0-3-0		0-0-0		2-3-0
2-0-0		0-0-0		0-0-0		HOME		0-0-0		0-0-0		2-0-0
0-6-0		0-0-0		0-0-0		AWAY		0-3-0		0-0-0		0-3-0
0-0-0		0-0-0		0-0-0		NEUTRAL		0-0-0		0-0-0		0-0-0
RPI	S	Opponent	Score	RPI	S	Opponent	Score	RPI	S	Opponent	Score	
						61 N Rutgers	3 10			125 A Seton Hall	2 9	
						93 A FGCU	5 6			161 A Navy	0 4	
						93 A FGCU	3 4			161 A Navy	3 7	
						93 A FGCU	1 10			169 N Eastern Mich.	0 8	
										182 A Kennesaw St.	3 5	
										182 A Kennesaw St.	3 5	
										182 A Kennesaw St.	2 8	
										186 H Marist	2 4	
										203 N Omaha	3 9	
										206 A Fordham	0 2	
										206 A Fordham	1 3	
										206 H Fordham	3 2	
										206 H Fordham	4 10	
										210 A George Washington	6 0	
										239 H USC Upstate	8 6	
										239 H USC Upstate	4 2	
										271 A N.C. Central	5 6	
										271 A N.C. Central	4 8	
										271 A N.C. Central	5 4	
										288 A Norfolk St.	0 7	
										288 A Norfolk St.	1 6	
										288 A Norfolk St.	0 16	
										288 A Norfolk St.	9 2	
										295 A Saint Peter's	11 7	
										295 H Saint Peter's	16 0	
										299 A Coppin St.	5 4	
										299 A Coppin St.	9 2	
<hr/>												
LAST 15 GAMES												
						93 A FGCU	3 4			239 H USC Upstate	8 6	
						93 A FGCU	5 6			239 H USC Upstate	4 2	
						93 A FGCU	1 10			295 A Saint Peter's	11 7	
						182 A Kennesaw St.	3 5			299 A Coppin St.	5 4	
						182 A Kennesaw St.	3 5			299 A Coppin St.	9 2	

Non-Div. I Games: Point U. 12 2

NJIT



182	A	Kennesaw St.	2	8
295	H	Saint Peter's	16	0

RPI	S	Opponent	Score	
299	A	Coppin St.	3	2



Average RPI Win:	186	WON-LOST RECORD	WINNING PCT. RANK	LAST 15 GAMES	STRENGTH OF SCHEDULE	OPP. STRENGTH OF SCHEDULE	TEAM RPI	ADJ RPI	CONF. RPI	ADJ CONF. RPI				
DIV. I ONLY		9-22-0	.29032 265	5-8-0	143	266	253	.43762 257	22	22				
DIV. I NON-CONF.		2-14-0	.125 292	0-1-0	96	271	275	.41986 277	23	23				
<hr/>														
TOTALS	RPI 1-25	RPI 26-50		W-L RECORDS		RPI 51-100		RPI 101-150		RPI 150+				
9-22-0	0-0-0	0-0-0		OVERALL		1-4-0		0-7-0		8-11-0				
5-7-0	0-0-0	0-0-0		HOME		1-2-0		0-0-0		4-5-0				
2-13-0	0-0-0	0-0-0		AWAY		0-2-0		0-7-0		2-4-0				
2-2-0	0-0-0	0-0-0		NEUTRAL		0-0-0		0-0-0		2-2-0				
<hr/>														
2-14-0	0-0-0	0-0-0		NON-CONFERENCE		0-2-0		0-7-0		2-5-0				
0-0-0	0-0-0	0-0-0		HOME		0-0-0		0-0-0		0-0-0				
0-12-0	0-0-0	0-0-		AWAY		0-2-0		0-7-0		0-3-0				
2-2-0	0-0-0	0-0-0		NEUTRAL		0-0-0		0-0-0		2-2-0				
<hr/>														
7-8-0	0-0-0	0-0-0		CONFERENCE		1-2-0		0-0-0		6-6-0				
5-7-0	0-0-0	0-0-0		HOME		1-2-0		0-0-0		4-5-0				
2-1-0	0-0-0	0-0-0		AWAY		0-0-0		0-0-0		2-1-0				
0-0-0	0-0-0	0-0-0		NEUTRAL		0-0-0		0-0-0		0-0-0				
<hr/>														
RPI S	Opponent	Score	RPI S	Opponent	Score	RPI S	Opponent	Score	RPI S	Opponent	Score			
						71 H	Oral Roberts	9 4	113 A	Southern Ill.	0 9			
						71 H	Oral Roberts	0 6	113 A	Southern Ill.	0 9			
						71 H	Oral Roberts	1 11	113 A	Southern Ill.	1 4			
						83 A	Missouri St.	3 15	128 A	Arkansas	0 3			
						83 A	Missouri St.	4 13	128 A	Arkansas	2 3			
									128 A	Arkansas	3 9			
									135 A	Bradley	3 6			
									164 H	North Dakota St.	1 3			
									164 H	North Dakota St.	9 4			
									164 H	North Dakota St.	7 6			
									199 H	South Dakota St.	2 0			
									199 H	South Dakota St.	3 11			
									199 H	South Dakota St.	3 2			
									203 A	Omaha	3 2			
									203 A	Omaha	10 2			
									203 A	Omaha	1 6			
									204 A	Tennessee Tech	5 6			
									204 A	Tennessee Tech	12 13			
									204 A	Tennessee Tech	3 6			
									234 N	Northern Ky.	4 7			
			234 N	Northern Ky.	4 5									
			LAST 15 GAMES			234 N	Northern Ky.	16 11						
						234 N	Northern Ky.	8 6						
						251 H	IPFW	1 8	203 A	Omaha	10 2	234 N	Northern Ky.	8 6
						251 H	IPFW	5 11	203 A	Omaha	3 2	251 H	IPFW	1 8
						251 H	IPFW	1 9	203 A	Omaha	1 6	251 H	IPFW	1 9
						71 H	Oral Roberts	1 11			251 H	IPFW	5 11	
						71 H	Oral Roberts	0 6						

Western Ill.



71	H	Oral Roberts	9	4
135	A	Bradley	3	6

W  
e  
s  
t  
e  
r  
n  
I  
l  
l  
.

W  
e  
s  
t  
e  
r  
n  
I  
l  
l  
.



Average RPI Win:	194	WON-LOST RECORD	WINNING PCT. RANK	LAST 15 GAMES	STRENGTH OF SCHEDULE	OPP. STRENGTH OF SCHEDULE	TEAM RPI	ADJ RPI	CONF. RPI	ADJ CONF. RPI		
DIV. I ONLY		9-25-0	.26471	275	2-13-0	178	180	259	.43742	258	12	12
DIV. I NON-CONF.		8-21-0	.27586	262	1-9-0	239	192	273	.4253	272	14	14
-----												
TOTALS	RPI 1-25	RPI 26-50		W-L RECORDS		RPI 51-100		RPI 101-150		RPI 150+		
9-25-0	0-0-0	0-1-0		OVERALL		2-13-0		1-3-0		6-8-0		
1-9-0	0-0-0	0-0-0		HOME		0-3-0		0-3-0		1-3-0		
3-14-0	0-0-0	0-0-0		AWAY		2-10-0		0-0-0		1-4-0		
5-2-0	0-0-0	0-1-0		NEUTRAL		0-0-0		1-0-0		4-1-0		
8-21-0	0-0-0	0-1-0		NON-CONFERENCE		1-9-0		1-3-0		6-8-0		
1-7-0	0-0-0	0-0-0		HOME		0-1-0		0-3-0		1-3-0		
2-12-0	0-0-0	0-0-		AWAY		1-8-0		0-0-0		1-4-0		
5-2-0	0-0-0	0-1-0		NEUTRAL		0-0-0		1-0-0		4-1-0		
1-4-0	0-0-0	0-0-0		CONFERENCE		1-4-0		0-0-0		0-0-0		
0-2-0	0-0-0	0-0-0		HOME		0-2-0		0-0-0		0-0-0		
1-2-0	0-0-0	0-0-0		AWAY		1-2-0		0-0-0		0-0-0		
0-0-0	0-0-0	0-0-0		NEUTRAL		0-0-0		0-0-0		0-0-0		
RPI	S	Opponent	Score	RPI	S	Opponent	Score	RPI	S	Opponent	Score	
46	N	Michigan St.	0 15	58	H	Dallas Baptist	1 7	115	N	Ohio St.	5 4	
				58	H	Dallas Baptist	2 7	150	H	Milwaukee	3 4	
				64	A	Tulane	2 3	150	H	Milwaukee	1 4	
				64	A	Tulane	3 9	150	H	Milwaukee	5 8	
				64	A	Tulane	0 13	152	N	Indiana	1 14	
				75	A	Oregon	1 3	170	A	FIU	6 11	
				75	A	Oregon	3 2	180	H	Xavier	5 11	
				75	A	Oregon	5 8	180	H	Xavier	6 5	
				75	A	Oregon	2 4	180	H	Xavier	1 12	
				87	A	Valparaiso	6 8	216	A	Belmont	10 13	
				95	A	Indiana St.	2 3	216	A	Belmont	5 7	
				95	A	Indiana St.	5 1	216	A	Belmont	23 5	
				95	A	Indiana St.	5 6	259	N	Northwestern	10 4	
				96	A	Illinois	1 7	264	N	Central Mich.	13 7	
				96	H	Illinois	3 8	265	N	Western Mich.	2 1	
								270	H	Eastern Ill.	1 2	
								275	A	Saint Louis	4 5	
								277	N	Butler	9 2	
-----												
LAST 15 GAMES												
95	A	Indiana St.	2 3	180	H	Xavier	5 11					
95	A	Indiana St.	5 6	180	H	Xavier	6 5					
95	A	Indiana St.	5 1	180	H	Xavier	1 12					
96	A	Illinois	1 7									
58	H	Dallas Baptist	1 7									

Non-Div. I Games:

Illinois St.



58	H	Dallas Baptist	2	7
87	A	Valparaiso	6	8

I  
l  
l  
i  
n  
o  
i  
s  
s  
t  
.

I  
l  
l  
i  
n  
o  
i  
s  
s  
t  
.



Average RPI Win: 162		WON-LOST	WINNING	LAST 15	STRENGTH OF		OPP. STRENGTH	TEAM	ADJ		CONF.	ADJ CONF.					
Average RPI Loss: 135		RECORD	PCT. RANK	GAMES	SCHEDULE		OF SCHEDULE	RPI	RPI		RPI	RPI					
DIV. I ONLY		9-26-0	.25714	278	4-11-0		183	146	257		.43662	259					
DIV. I NON-CONF.		7-16-0	.30435	250	2-1-0		287	124	282		.41244	283					
TOTALS		RPI 1-25	RPI 26-50		W-L RECORDS		RPI 51-100		RPI 101-150		RPI 150+						
9-26-0		0-0-0	0-3-0		OVERALL		1-6-0		4-8-0		4-9-0						
2-7-0		0-0-0	0-3-0		HOME		0-3-0		1-0-0		1-1-0						
5-14-0		0-0-0	0-0-0		AWAY		1-2-0		1-6-0		3-6-0						
2-5-0		0-0-0	0-0-0		NEUTRAL		0-1-0		2-2-0		0-2-0						
7-16-0		0-0-0	0-0-0		NON-CONFERENCE		0-1-0		3-6-0		4-9-0						
2-1-0		0-0-0	0-0-0		HOME		0-0-0		1-0-0		1-1-0						
3-10-0		0-0-0	0-0-		AWAY		0-0-0		0-4-0		3-6-0						
2-5-0		0-0-0	0-0-0		NEUTRAL		0-1-0		2-2-0		0-2-0						
2-10-0		0-0-0	0-3-0		CONFERENCE		1-5-0		1-2-0		0-0-0						
0-6-0		0-0-0	0-3-0		HOME		0-3-0		0-0-0		0-0-0						
2-4-0		0-0-0	0-0-0		AWAY		1-2-0		1-2-0		0-0-0						
0-0-0		0-0-0	0-0-0		NEUTRAL		0-0-0		0-0-0		0-0-0						
RPI	S	Opponent	Score		RPI	S	Opponent	Score		RPI	S	Opponent	Score				
			28	H	Michigan	3	12	81	N	Boston College	3	6	115	A	Ohio St.	6	5
			28	H	Michigan	9	11	85	A	Nebraska	7	8	115	A	Ohio St.	2	5
			28	H	Michigan	4	10	85	A	Nebraska	2	3	115	A	Ohio St.	4	5
								85	A	Nebraska	11	3	119	A	Cincinnati	5	6
								92	H	Penn St.	2	4	119	A	Cincinnati	0	1
								92	H	Penn St.	2	8	119	A	Cincinnati	3	10
								92	H	Penn St.	3	11	135	H	Bradley	5	1
													141	A	Miami (OH)	4	5
													142	N	Nevada	6	10
													142	N	Nevada	4	2
													142	N	Nevada	5	1
													142	N	Nevada	2	11
													184	A	Pacific	14	5
													184	A	Pacific	3	7
													184	A	Pacific	3	1
													184	A	Pacific	3	7
													187	A	Ill.-Chicago	2	11
													187	H	Ill.-Chicago	0	7
													189	A	San Diego St.	10	15
													189	A	San Diego St.	13	7
													189	A	San Diego St.	6	11
													234	A	Northern Ky.	1	7
													258	N	Illinois St.	4	10
													277	N	Butler	9	10
													286	H	Chicago St.	11	5
LAST 15 GAMES																	
			92	H	Penn St.	3	11	187	H	Ill.-Chicago	0	7					
			92	H	Penn St.	2	8	28	H	Michigan	9	11					
			92	H	Penn St.	2	4	28	H	Michigan	3	12					
			135	H	Bradley	5	1										
			85	A	Nebraska	11	3										

Non-Div. I Games: Saint Leo 3 5

Northwestern



85 A Nebraska	7	8
85 A Nebraska	2	3

N  
o  
r  
t  
h  
w  
e  
s  
t  
e  
r  
n

N  
o  
r  
t  
h  
w  
e  
s  
t  
e  
r  
n



Average RPI Win:		140	WON-LOST RECORD		WINNING PCT. RANK		LAST 15 GAMES		STRENGTH OF SCHEDULE		OPP. STRENGTH OF SCHEDULE		TEAM RPI	ADJ RPI		CONF. RPI	ADJ CONF. RPI	
DIV. I ONLY			7-26-0		.21212	292	2-13-0		80		188		260	.43632		260	24	24
DIV. I NON-CONF.			5-17-0		.22727	273	0-4-0		50		157		232	.45399		232	25	25
TOTALS		RPI 1-25		RPI 26-50			W-L RECORDS			RPI 51-100			RPI 101-150			RPI 150+		
7-26-0		0-1-0		0-3-0			OVERALL			0-6-0			6-9-0			1-7-0		
5-14-0		0-1-0		0-0-0			HOME			0-4-0			4-4-0			1-5-0		
2-9-0		0-0-0		0-0-0			AWAY			0-2-0			2-5-0			0-2-0		
0-3-0		0-0-0		0-3-0			NEUTRAL			0-0-0			0-0-0			0-0-0		
5-17-0		0-1-0		0-3-0			NON-CONFERENCE			0-6-0			4-5-0			1-2-0		
3-10-0		0-1-0		0-0-0			HOME			0-4-0			2-3-0			1-2-0		
2-4-0		0-0-0		0-0-			AWAY			0-2-0			2-2-0			0-0-0		
0-3-0		0-0-0		0-3-0			NEUTRAL			0-0-0			0-0-0			0-0-0		
2-9-0		0-0-0		0-0-0			CONFERENCE			0-0-0			2-4-0			0-5-0		
2-4-0		0-0-0		0-0-0			HOME			0-0-0			2-1-0			0-3-0		
0-5-0		0-0-0		0-0-0			AWAY			0-0-0			0-3-0			0-2-0		
0-0-0		0-0-0		0-0-0			NEUTRAL			0-0-0			0-0-0			0-0-0		
RPI	S	Opponent		Score		RPI	S	Opponent		Score		RPI	S	Opponent		Score		
8	H	UC Santa Barbara		4	10	34	N	Northwestern St.		7	9	53	A	Arizona		1	4	
						35	N	St. Mary's (CA)		7	10	60	A	Fresno St.		4	6	
						35	N	St. Mary's (CA)		4	10	97	H	Oklahoma		7	10	
												97	H	Oklahoma		3	6	
												97	H	Oklahoma		0	13	
												97	H	Oklahoma		4	6	
														108 A Cal Poly		4	8	
														118 A Seattle		3	7	
														118 A Seattle		3	6	
														118 A Seattle		4	10	
														134 H St. John's (NY)		4	5	
														134 H St. John's (NY)		4	3	
														134 H St. John's (NY)		10	4	
														139 H Sacramento St.		3	6	
														139 H Sacramento St.		4	3	
														139 H Sacramento St.		4	2	
														176 H Grand Canyon		6	9	
														176 H Grand Canyon		3	9	
														176 H Grand Canyon		4	9	
														225 H UC Riverside		8	2	
														225 H UC Riverside		4	8	
														225 H UC Riverside		3	7	
														269 A Northern Colo.		2	9	
														269 A Northern Colo.		3	6	
LAST 15 GAMES																		
						269	A	Northern Colo.		2	9	176	H	Grand Canyon		4	9	
						269	A	Northern Colo.		3	6	176	H	Grand Canyon		3	9	
						101	H	UC Irvine		6	7	108	A	Cal Poly		4	8	
						139	H	Sacramento St.		4	2							
						139	H	Sacramento St.		3	6							

Non-Div. I Games:

CSU Bakersfield



139 H Sacramento St.	4	3
176 H Grand Canyon	6	9

C  
S  
U  
B  
a  
k  
e  
r  
s  
f  
i  
e  
l  
d

C  
S  
U  
B  
a  
k  
e  
r  
s  
f  
i  
e  
l  
d



Average RPI Win:	226	WON-LOST RECORD	WINNING PCT. RANK	LAST 15 GAMES	STRENGTH OF SCHEDULE	OPP. STRENGTH OF SCHEDULE	TEAM RPI	ADJ RPI	CONF. RPI	ADJ CONF. RPI		
DIV. I ONLY		14-21-0	.4	221	7-8-0	230	252	261	.43475	261	19	19
DIV. I NON-CONF.		11-18-0	.37931	213	4-5-0	221	244	251	.4412	251	17	17
<hr/>												
TOTALS	RPI 1-25	RPI 26-50		W-L RECORDS		RPI 51-100		RPI 101-150		RPI 150+		
14-21-0	0-1-0	0-0-0		OVERALL		1-8-0		1-4-0		12-8-0		
10-8-0	0-0-0	0-0-0		HOME		0-3-0		1-2-0		9-3-0		
2-9-0	0-1-0	0-0-0		AWAY		0-3-0		0-2-0		2-3-0		
2-4-0	0-0-0	0-0-0		NEUTRAL		1-2-0		0-0-0		1-2-0		
11-18-0	0-1-0	0-0-0		NON-CONFERENCE		1-8-0		0-2-0		10-7-0		
7-5-0	0-0-0	0-0-0		HOME		0-3-0		0-0-0		7-2-0		
2-9-0	0-1-0	0-0-		AWAY		0-3-0		0-2-0		2-3-0		
2-4-0	0-0-0	0-0-0		NEUTRAL		1-2-0		0-0-0		1-2-0		
3-3-0	0-0-0	0-0-0		CONFERENCE		0-0-0		1-2-0		2-1-0		
3-3-0	0-0-0	0-0-0		HOME		0-0-0		1-2-0		2-1-0		
0-0-0	0-0-0	0-0-0		AWAY		0-0-0		0-0-0		0-0-0		
0-0-0	0-0-0	0-0-0		NEUTRAL		0-0-0		0-0-0		0-0-0		
RPI	S	Opponent	Score	RPI	S	Opponent	Score	RPI	S	Opponent	Score	
9	A	Florida St.	10 11					68	A	Houston	1 13	
								68	A	Houston	0 4	
								68	A	Houston	3 10	
								74	H	Hartford	1 2	
								74	H	Hartford	0 8	
								74	H	Hartford	1 11	
								81	N	Boston College	10 11	
								95	N	Indiana St.	6 5	
								96	N	Illinois	2 4	

Non-Div. I Games:

Villanova



277	H	Butler	9	1
143	A	Saint Joseph's	0	8

V  
i  
l  
l  
a  
n  
o  
v  
a

V  
i  
l  
l  
a  
n  
o  
v  
a



Average RPI Win:	252	WON-LOST RECORD	WINNING PCT. RANK	LAST 15 GAMES	STRENGTH OF SCHEDULE	OPP. STRENGTH OF SCHEDULE	TEAM RPI	ADJ RPI	CONF. RPI	ADJ CONF. RPI					
Average RPI Loss:	149														
DIV. I ONLY		10-21-0	.32258	256	5-10-0	236	248	262	.43469	262	28	28			
DIV. I NON-CONF.		6-15-0	.28571	257	1-4-0	260	229	261	.43596	261	28	28			
<hr/>															
TOTALS	RPI 1-25	RPI 26-50		W-L RECORDS		RPI 51-100		RPI 101-150		RPI 150+					
10-21-0	0-3-0	0-2-0		OVERALL		0-3-0		1-2-0		9-11-0					
4-6-0	0-0-0	0-0-0		HOME		0-0-0		0-0-0		4-6-0					
6-14-0	0-3-0	0-2-0		AWAY		0-3-0		1-2-0		5-4-0					
0-1-0	0-0-0	0-0-0		NEUTRAL		0-0-0		0-0-0		0-1-0					
6-15-0	0-3-0	0-0-0		NON-CONFERENCE		0-3-0		1-2-0		5-7-0					
0-2-0	0-0-0	0-0-0		HOME		0-0-0		0-0-0		0-2-0					
6-12-0	0-3-0	0-0-		AWAY		0-3-0		1-2-0		5-4-0					
0-1-0	0-0-0	0-0-0		NEUTRAL		0-0-0		0-0-0		0-1-0					
4-6-0	0-0-0	0-2-0		CONFERENCE		0-0-0		0-0-0		4-4-0					
4-4-0	0-0-0	0-0-0		HOME		0-0-0		0-0-0		4-4-0					
0-2-0	0-0-0	0-2-0		AWAY		0-0-0		0-0-0		0-0-0					
0-0-0	0-0-0	0-0-0		NEUTRAL		0-0-0		0-0-0		0-0-0					
RPI	S	Opponent	Score	RPI	S	Opponent	Score	RPI	S	Opponent	Score				
23	A	Fla. Atlantic	3 4	42	A	Bryant	1 5	94	A	UCF	3 4	125	A	Seton Hall	1 6
23	A	Fla. Atlantic	1 5	42	A	Bryant	1 3	94	A	UCF	7 12	125	A	Seton Hall	0 10
23	A	Fla. Atlantic	2 17					94	A	UCF	2 5	125	A	Seton Hall	6 3
												158	H	Stony Brook	1 8
												166	H	Sacred Heart	0 8
												166	H	Sacred Heart	0 5
												166	H	Sacred Heart	0 11
												166	H	Sacred Heart	2 5
												246	H	Wagner	9 1
												246	H	Wagner	5 2
												246	H	Wagner	4 1
												246	H	Wagner	5 3
												255	H	NYIT	3 4
												263	A	Incarnate Word	2 8
												263	A	Incarnate Word	4 7
												263	A	Incarnate Word	10 7
												268	N	Maine	2 3
												285	A	George Mason	11 2
												285	A	George Mason	10 7
												285	A	George Mason	8 9
												291	A	Savannah St.	11 3
												291	A	Savannah St.	2 3
												291	A	Savannah St.	4 3
				LAST 15 GAMES											
				125	A	Seton Hall	6 3	246	H	Wagner	9 1				
				125	A	Seton Hall	1 6	42	A	Bryant	1 5				
				125	A	Seton Hall	0 10	42	A	Bryant	1 3				
				158	H	Stony Brook	1 8								
				246	H	Wagner	4 1								

Non-Div. I Games:

LIU Brooklyn



246 H Wagner	5	2
246 H Wagner	5	3

L  
I  
U  
B  
r  
o  
o  
k  
l  
y  
n

L  
I  
U  
B  
r  
o  
o  
k  
l  
y  
n



I  
n  
c  
a  
r  
n  
a  
t  
e  
W  
o  
r  
d

Incarnate Word



226 H Nicholls St.	3	8
226 H Nicholls St.	7	5

I  
n  
c  
a  
r  
n  
a  
t  
e  
W  
o  
r  
d

I  
n  
c  
a  
r  
n  
a  
t  
e  
W  
o  
r  
d



Average RPI Win: 207		WON-LOST	WINNING	LAST 15	STRENGTH OF		OPP. STRENGTH	TEAM	ADJ	CONF.	ADJ CONF.
Average RPI Loss: 132		RECORD	PCT. RANK	GAMES	SCHEDULE		OF SCHEDULE	RPI	RPI	RPI	RPI
DIV. I ONLY		7-28-0	.2	295	3-11-0		114	226	264	.4334	264
DIV. I NON-CONF.		3-21-0	.125	292	0-5-0		117	186	276	.42165	274
TOTALS		RPI 1-25	RPI 26-50		W-L RECORDS		RPI 51-100		RPI 101-150		RPI 150+
7-28-0	0-0-0	0-4-0		OVERALL		0-6-0		2-8-0		5-10-0	
2-5-0	0-0-0	0-0-0		HOME		0-0-0		2-4-0		0-1-0	
2-16-0	0-0-0	0-2-0		AWAY		0-3-0		0-3-0		2-8-0	
3-7-0	0-0-0	0-2-0		NEUTRAL		0-3-0		0-1-0		3-1-0	
3-21-0	0-0-0	0-4-0		NON-CONFERENCE		0-6-0		0-4-0		3-7-0	
0-0-0	0-0-0	0-0-0		HOME		0-0-0		0-0-0		0-0-0	
0-14-0	0-0-0	0-0-		AWAY		0-3-0		0-3-0		0-6-0	
3-7-0	0-0-0	0-2-0		NEUTRAL		0-3-0		0-1-0		3-1-0	
4-7-0	0-0-0	0-0-0		CONFERENCE		0-0-0		2-4-0		2-3-0	
2-5-0	0-0-0	0-0-0		HOME		0-0-0		2-4-0		0-1-0	
2-2-0	0-0-0	0-0-0		AWAY		0-0-0		0-0-0		2-2-0	
0-0-0	0-0-0	0-0-0		NEUTRAL		0-0-0		0-0-0		0-0-0	
RPI S	Opponent	Score	RPI S	Opponent	Score	RPI S	Opponent	Score	RPI S	Opponent	Score
			28 A	Michigan	7 9	67 N	Tennessee	1 20	103 H	Kent St.	2 5
			35 N	St. Mary's (CA)	4 15	81 N	Boston College	3 9	103 H	Kent St.	13 10
			46 A	Michigan St.	1 4	83 A	Missouri St.	1 7	103 H	Kent St.	5 17
			46 N	Michigan St.	3 7	83 A	Missouri St.	0 2	128 A	Arkansas	1 6
						83 A	Missouri St.	1 9	128 A	Arkansas	3 4
						96 N	Illinois	4 9	128 A	Arkansas	4 9
									129 H	Ball St.	7 10
									129 H	Ball St.	2 4
									129 H	Ball St.	7 3
									143 N	Saint Joseph's	2 5
									163 A	Stetson	3 4
									164 N	North Dakota St.	11 4
									176 A	Grand Canyon	1 3
									176 A	Grand Canyon	4 5
									180 A	Xavier	5 8
									180 A	Xavier	0 5
									180 A	Xavier	4 7
									229 A	Northern Ill.	7 6
									229 A	Northern Ill.	6 9
									229 A	Northern Ill.	2 3
									258 N	Illinois St.	7 13
									261 N	Villanova	9 5
									277 N	Butler	8 3
									283 A	Bowling Green	10 5
									283 H	Bowling Green	0 4
LAST 15 GAMES			129 H	Ball St.	2 4	83 A	Missouri St.	1 7	277 N	Butler	8 3
			129 H	Ball St.	7 10	83 A	Missouri St.	1 9	283 A	Bowling Green	10 5
			129 H	Ball St.	7 3	83 A	Missouri St.	0 2	283 H	Bowling Green	0 4
			46 N	Michigan St.	3 7						
			229 A	Northern Ill.	2 3						

Non-Div. I Games: Saginaw Valley 7 4

Central Mich.



229 A Northern Ill.	7	6
229 A Northern Ill.	6	9

C  
e  
n  
t  
r  
a  
l  
M  
i  
c  
h  
.

C  
e  
n  
t  
r  
a  
l  
M  
i  
c  
h  
.



Average RPI Win: 226		WON-LOST	WINNING	LAST 15	STRENGTH OF	OPP. STRENGTH	TEAM	ADJ	CONF.	ADJ CONF.													
Average RPI Loss: 166		RECORD	PCT. RANK	GAMES	SCHEDULE	OF SCHEDULE	RPI	RPI	RPI	RPI													
DIV. I ONLY		9-23-0	.28125	267	4-11-0	196	265	265	.43321	265	25	25											
DIV. I NON-CONF.		3-16-0	.15789	286	2-4-0	241	220	289	.39883	289	24	24											
<hr/>																							
TOTALS		RPI 1-25		RPI 26-50		W-L RECORDS		RPI 51-100		RPI 101-150		RPI 150+											
9-23-0		0-1-0		0-0-0		OVERALL		0-2-0		2-10-0		7-10-0											
3-3-0		0-0-0		0-0-0		HOME		0-1-0		0-0-0		3-2-0											
4-16-0		0-1-0		0-0-0		AWAY		0-1-0		1-8-0		3-6-0											
2-4-0		0-0-0		0-0-0		NEUTRAL		0-0-0		1-2-0		1-2-0											
3-16-0		0-1-0		0-0-0		NON-CONFERENCE		0-2-0		1-5-0		2-8-0											
0-1-0		0-0-0		0-0-0		HOME		0-1-0		0-0-0		0-0-0											
1-11-0		0-1-0		0-0-		AWAY		0-1-0		0-3-0		1-6-0											
2-4-0		0-0-0		0-0-0		NEUTRAL		0-0-0		1-2-0		1-2-0											
6-7-0		0-0-0		0-0-0		CONFERENCE		0-0-0		1-5-0		5-2-0											
3-2-0		0-0-0		0-0-0		HOME		0-0-0		0-0-0		3-2-0											
3-5-0		0-0-0		0-0-0		AWAY		0-0-0		1-5-0		2-0-0											
0-0-0		0-0-0		0-0-0		NEUTRAL		0-0-0		0-0-0		0-0-0											
RPI	S	Opponent		Score		RPI	S	Opponent		Score		RPI	S	Opponent		Score							
24	A	Georgia Tech		0 13								87	H	Valparaiso		4 8							
												99	A	Middle Tenn.		2 3							
												103	A	Kent St.		5 4							
												103	A	Kent St.		7 9							
												103	A	Kent St.		2 13							
												129	A	Ball St.		3 13							
												129	A	Ball St.		2 7							
												129	A	Ball St.		1 21							
												135	N	Bradley		6 3							
												135	N	Bradley		5 16							
												143	N	Saint Joseph's		8 17							
												145	A	Florida A&M		0 9							
												145	A	Florida A&M		1 2							
												145	A	Florida A&M		5 12							
												162	N	Georgetown		12 5							
												164	N	North Dakota St.		2 4							
												182	A	Kennesaw St.		4 7							
												216	A	Belmont		1 3							
												228	A	Lipscomb		0 1							
												229	H	Northern Ill.		3 17							
												229	H	Northern Ill.		15 12							
												229	H	Northern Ill.		2 5							
												230	A	Georgia St.		2 3							
												258	N	Illinois St.		1 2							
												277	A	Butler		2 0							
												277	A	Butler		3 7							
												283	A	Bowling Green		11 0							
												283	A	Bowling Green		3 2							
												283	H	Bowling Green		6 5							
<hr/>																							
LAST 15 GAMES																							
229 H Northern Ill.				15 12				103 A Kent St.				2 13				277 A Butler				2 0			
229 H Northern Ill.				3 17				103 A Kent St.				7 9				277 A Butler				3 7			
229 H Northern Ill.				2 5				103 A Kent St.				5 4				283 A Bowling Green				11 0			
87 H Valparaiso				4 8												283 A Bowling Green				3 2			
129 A Ball St.				3 13												283 H Bowling Green				6 5			

Non-Div. I Games:

Western Mich.



Western Mich.

129 A Ball St.	1	21
129 A Ball St.	2	7

Through Games Of April 17, 2016

RPI	S	Opponent	Score	
283	H	Bowling Green	1	0
286	A	Chicago St.	3	6

Western Mich.

W  
e  
s  
t  
e  
r  
n  
M  
i  
c  
h  
.

W  
e  
s  
t  
e  
r  
n  
M  
i  
c  
h  
.



Average RPI Win: 206		WON-LOST RECORD		WINNING PCT. RANK		LAST 15 GAMES		STRENGTH OF SCHEDULE		OPP. STRENGTH OF SCHEDULE		TEAM RPI		ADJ RPI		CONF. RPI		ADJ CONF. RPI	
DIV. I ONLY		5-27-0		.15625 298		1-14-0		78		243		267		.43252 266		6		7	
DIV. I NON-CONF.		4-16-0		.2 281		0-3-0		186		256		271		.42549 269		6		6	
TOTALS		RPI 1-25		RPI 26-50		W-L RECORDS		RPI 51-100		RPI 101-150		RPI 150+							
5-27-0		0-2-0		1-5-0		OVERALL		0-7-0		0-1-0		4-12-0							
1-7-0		0-1-0		1-2-0		HOME		0-3-0		0-0-0		0-1-0							
2-17-0		0-1-0		0-3-0		AWAY		0-4-0		0-1-0		2-8-0							
2-3-0		0-0-0		0-0-0		NEUTRAL		0-0-0		0-0-0		2-3-0							
4-16-0		0-2-0		0-3-0		NON-CONFERENCE		0-1-0		0-1-0		4-9-0							
0-2-0		0-1-0		0-0-0		HOME		0-0-0		0-0-0		0-1-0							
2-11-0		0-1-0		0-0-		AWAY		0-1-0		0-1-0		2-5-0							
2-3-0		0-0-0		0-0-0		NEUTRAL		0-0-0		0-0-0		2-3-0							
1-11-0		0-0-0		1-2-0		CONFERENCE		0-6-0		0-0-0		0-3-0							
1-5-0		0-0-0		1-2-0		HOME		0-3-0		0-0-0		0-0-0							
0-6-0		0-0-0		0-0-0		AWAY		0-3-0		0-0-0		0-3-0							
0-0-0		0-0-0		0-0-0		NEUTRAL		0-0-0		0-0-0		0-0-0							
RPI	S	Opponent		Score		RPI	S	Opponent		Score		RPI	S	Opponent		Score			
3	H	Louisville		4	9	30	A	California		0	4	85	H	Nebraska		5	9		
24	A	Georgia Tech		2	5	30	A	California		0	10	85	H	Nebraska		6	11		
						30	A	California		5	15	85	H	Nebraska		8	9		
						46	H	Michigan St.		0	11	92	A	Penn St.		1	3		
						46	H	Michigan St.		3	5	92	A	Penn St.		2	7		
						46	H	Michigan St.		5	2	92	A	Penn St.		6	7		
												95	A	Indiana St.		1	4		

Non-Div. I Games:

Purdue



152 A Indiana	2	3
152 A Indiana	9	10

P  
u  
r  
d  
u  
e

P  
u  
r  
d  
u  
e



Average RPI Win: 259		WON-LOST RECORD		WINNING PCT. RANK		LAST 15 GAMES		STRENGTH OF SCHEDULE		OPP. STRENGTH OF SCHEDULE		TEAM RPI		ADJ RPI		CONF. RPI		ADJ CONF. RPI	
DIV. I ONLY		18-17-0		.51429 139		8-7-0		288		297		268		.43153 267		28		28	
DIV. I NON-CONF.		10-10-0		.5 149		3-1-0		290		299		265		.43435 264		28		28	
TOTALS		RPI 1-25		RPI 26-50		W-L RECORDS		RPI 51-100		RPI 101-150		RPI 150+							
18-17-0		0-0-0		1-3-0		OVERALL		0-0-0		0-4-0		17-10-0							
8-7-0		0-0-0		1-3-0		HOME		0-0-0		0-1-0		7-3-0							
9-8-0		0-0-0		0-0-0		AWAY		0-0-0		0-3-0		9-5-0							
1-2-0		0-0-0		0-0-0		NEUTRAL		0-0-0		0-0-0		1-2-0							
10-10-0		0-0-0		0-0-0		NON-CONFERENCE		0-0-0		0-4-0		10-6-0							
4-3-0		0-0-0		0-0-0		HOME		0-0-0		0-1-0		4-2-0							
5-5-0		0-0-0		0-0-		AWAY		0-0-0		0-3-0		5-2-0							
1-2-0		0-0-0		0-0-0		NEUTRAL		0-0-0		0-0-0		1-2-0							
8-7-0		0-0-0		1-3-0		CONFERENCE		0-0-0		0-0-0		7-4-0							
4-4-0		0-0-0		1-3-0		HOME		0-0-0		0-0-0		3-1-0							
4-3-0		0-0-0		0-0-0		AWAY		0-0-0		0-0-0		4-3-0							
0-0-0		0-0-0		0-0-0		NEUTRAL		0-0-0		0-0-0		0-0-0							
RPI	S	Opponent		Score	RPI	S	Opponent		Score	RPI	S	Opponent		Score					
			42 H Bryant	1 19								126 A Longwood	3 4						
			42 H Bryant	10 3								126 A Longwood	3 6						
			42 H Bryant	9 11								126 A Longwood	3 5						
			42 H Bryant	2 6								134 H St. John's (NY)	1 16						
												166 A Sacred Heart	5 4						
												166 A Sacred Heart	0 2						
												166 A Sacred Heart	6 9						
												213 H Hofstra	1 4						
												244 A Lafayette	7 6						
												245 H Siena	10 6						
												255 A NYIT	1 0						
												255 A NYIT	0 9						
												255 H NYIT	3 6						
												255 H NYIT	11 1						
												272 A Lehigh	6 5						
												272 A Lehigh	5 4						
												272 H Lehigh	10 6						
												272 H Lehigh	7 0						
												294 N UMES	7 5						
												294 N UMES	4 6						
												294 N UMES	1 5						
												297 A Mt. St. Mary's	2 5						
												297 A Mt. St. Mary's	1 0						
												297 A Mt. St. Mary's	4 1						
												297 A Mt. St. Mary's	17 2						
												297 H Mt. St. Mary's	4 3						
												297 H Mt. St. Mary's	9 4						
LAST 15 GAMES																			
			297 A Mt. St. Mary's	1 0			42 H Bryant	9 11				297 A Mt. St. Mary's	1 0						
			297 A Mt. St. Mary's	2 5			42 H Bryant	10 3				297 A Mt. St. Mary's	4 1						
			297 A Mt. St. Mary's	4 1			42 H Bryant	2 6				297 A Mt. St. Mary's	17 2						
			297 A Mt. St. Mary's	17 2								297 H Mt. St. Mary's	4 3						
			299 A Coppin St.	35 24								297 H Mt. St. Mary's	9 4						

Non-Div. I Games:

Fairleigh Dickinson



299	A	Coppin St.	8	15
42	H	Bryant	1	19

RPI	S	Opponent	Score	
297	H	Mt. St. Mary's	6	13
297	H	Mt. St. Mary's	6	0
299	A	Coppin St.	8	15
299	A	Coppin St.	35	24



Average RPI Win: 196		WON-LOST RECORD		WINNING PCT. RANK		LAST 15 GAMES		STRENGTH OF SCHEDULE		OPP. STRENGTH OF SCHEDULE		TEAM RPI		ADJ RPI		CONF. RPI		ADJ CONF. RPI	
DIV. I ONLY		9-23-0		.28125 267		4-10-0		173		254		269		.4314 268		21		21	
DIV. I NON-CONF.		7-17-0		.29167 256		2-4-0		174		249		246		.44517 246		22		22	
TOTALS		RPI 1-25		RPI 26-50		W-L RECORDS		RPI 51-100		RPI 101-150		RPI 150+							
9-23-0		1-3-0		0-0-0		OVERALL		0-0-0		2-2-0		6-18-0							
4-6-0		0-0-0		0-0-0		HOME		0-0-0		0-0-0		4-6-0							
3-10-0		1-3-0		0-0-0		AWAY		0-0-0		2-1-0		0-5-0							
2-7-0		0-0-0		0-0-0		NEUTRAL		0-0-0		0-0-0		2-7-0							
7-17-0		1-3-0		0-0-0		NON-CONFERENCE		0-0-0		2-2-0		4-12-0							
2-2-0		0-0-0		0-0-0		HOME		0-0-0		0-0-0		2-2-0							
3-8-0		1-3-0		0-0-		AWAY		0-0-0		2-2-0		0-3-0							
2-7-0		0-0-0		0-0-0		NEUTRAL		0-0-0		0-0-0		2-7-0							
2-6-0		0-0-0		0-0-0		CONFERENCE		0-0-0		0-0-0		2-6-0							
2-4-0		0-0-0		0-0-0		HOME		0-0-0		0-0-0		2-4-0							
0-2-0		0-0-0		0-0-0		AWAY		0-0-0		0-0-0		0-2-0							
0-0-0		0-0-0		0-0-0		NEUTRAL		0-0-0		0-0-0		0-0-0							
RPI S	Opponent		Score		RPI S	Opponent		Score		RPI S	Opponent		Score		RPI S	Opponent		Score	
2	A	Miami (FL)	2	6											147	A	New Mexico St.	3	7
10	A	Clemson	2	19											147	A	New Mexico St.	2	3
10	A	Clemson	4	3											147	A	New Mexico St.	13	3
10	A	Clemson	4	9											147	A	New Mexico St.	3	1
															153	H	Binghamton	0	2
															153	H	Binghamton	1	8
															153	H	Binghamton	1	6
															158	A	Stony Brook	1	2
															158	A	Stony Brook	0	11
															163	A	Stetson	1	5
															163	A	Stetson	6	7
															163	A	Stetson	4	6
															164	N	North Dakota St.	3	4
															208	H	UMBC	1	3
															208	H	UMBC	7	5
															208	H	UMBC	6	3
															221	N	St. Bonaventure	3	4
															221	N	St. Bonaventure	2	9
															231	N	Dartmouth	2	4
															249	N	Bucknell	3	6
															255	H	NYIT	4	9
															255	H	NYIT	4	1
															255	H	NYIT	8	5
															255	H	NYIT	2	4
															262	N	LIU Brooklyn	3	2
															272	N	Lehigh	11	6
															280	N	Massachusetts	1	10
				LAST 15 GAMES															
				208	H	UMBC	7	5	158	A	Stony Brook	1	2						
				208	H	UMBC	1	3	158	A	Stony Brook	0	11						
				208	H	UMBC	6	3	153	H	Binghamton	0	2						
				255	H	NYIT	4	1											
				255	H	NYIT	8	5											

Non-Div. I Games: Thomas (ME) 8 4

Maine



255	H	NYIT	2	4
255	H	NYIT	4	9

RPI	S	Opponent	Score	
280	N	Massachusetts	3	5

Maine

M  
a  
i  
n  
e

M  
a  
i  
n  
e



Average RPI Win: 191		WON-LOST	WINNING	LAST 15	STRENGTH OF		OPP. STRENGTH	TEAM	ADJ	CONF.	ADJ CONF.
Average RPI Loss: 151		RECORD	PCT. RANK	GAMES	SCHEDULE		OF SCHEDULE	RPI	RPI	RPI	RPI
DIV. I ONLY		7-20-0	.25926	277	4-8-0		218	185	266	.43087	269
DIV. I NON-CONF.		4-15-0	.21053	278	1-3-0		242	146	278	.41876	278
TOTALS		RPI 1-25	RPI 26-50		W-L RECORDS		RPI 51-100		RPI 101-150		RPI 150+
7-20-0	0-0-0	0-0-0		OVERALL		0-2-0		1-6-0		6-12-0	
3-3-0	0-0-0	0-0-0		HOME		0-0-0		0-0-0		3-3-0	
4-17-0	0-0-0	0-0-0		AWAY		0-2-0		1-5-0		3-9-0	
0-0-0	0-0-0	0-0-0		NEUTRAL		0-0-0		0-0-0		0-0-0	
4-15-0	0-0-0	0-0-0		NON-CONFERENCE		0-2-0		1-3-0		3-10-0	
1-3-0	0-0-0	0-0-0		HOME		0-0-0		0-0-0		1-3-0	
3-12-0	0-0-0	0-0-		AWAY		0-2-0		1-3-0		2-7-0	
0-0-0	0-0-0	0-0-0		NEUTRAL		0-0-0		0-0-0		0-0-0	
3-5-0	0-0-0	0-0-0		CONFERENCE		0-0-0		0-3-0		3-2-0	
2-0-0	0-0-0	0-0-0		HOME		0-0-0		0-0-0		2-0-0	
1-5-0	0-0-0	0-0-0		AWAY		0-0-0		0-3-0		1-2-0	
0-0-0	0-0-0	0-0-0		NEUTRAL		0-0-0		0-0-0		0-0-0	
RPI S	Opponent	Score	RPI S	Opponent	Score	RPI S	Opponent	Score	RPI S	Opponent	Score
						85 A	Nebraska	1 7	104 A	CSUN	3 5
						85 A	Nebraska	0 8	104 A	CSUN	3 2
									104 A	CSUN	0 6
									104 A	CSUN	2 4
									139 A	Sacramento St.	1 5
									139 A	Sacramento St.	3 6
									139 A	Sacramento St.	5 8
									156 A	Air Force	7 14
									156 H	Air Force	4 14
									159 A	Utah Valley	8 11
									159 A	Utah Valley	2 4
									159 A	Utah Valley	8 6
									172 A	Wichita St.	4 3
									172 A	Wichita St.	0 11
									172 A	Wichita St.	2 17
									184 A	Pacific	3 4
									184 A	Pacific	8 1
									184 A	Pacific	5 8
									190 A	Kansas	1 2
									190 A	Kansas	4 5
									199 H	South Dakota St.	7 6
									199 H	South Dakota St.	3 11
									199 H	South Dakota St.	3 8
									260 H	CSU Bakersfield	6 3
									260 H	CSU Bakersfield	9 2
LAST 15 GAMES											
			260 H	CSU Bakersfield	9 2	139 A	Sacramento St.	1 5	199 H	South Dakota St.	3 8
			260 H	CSU Bakersfield	6 3	139 A	Sacramento St.	5 8	260 H	CSU Bakersfield	6 3
			159 A	Utah Valley	8 6	156 A	Air Force	7 14	260 H	CSU Bakersfield	9 2
			159 A	Utah Valley	8 11						
			159 A	Utah Valley	2 4						

Non-Div. I Games: Regis (CO) 9 4 Colorado Mesa 4 13 Colorado Mesa 4 7 Northern Colo.



156 H	Air Force	4	14
139 A	Sacramento St.	3	6

N  
o  
r  
t  
h  
e  
r  
n  
C  
o  
l  
o  
.

N  
o  
r  
t  
h  
e  
r  
n  
C  
o  
l  
o  
.



Average RPI Win: 209		WON-LOST	WINNING	LAST 15	STRENGTH OF		OPP. STRENGTH	TEAM	ADJ		CONF.	ADJ CONF.
Average RPI Loss: 127		RECORD	PCT. RANK	GAMES	SCHEDULE		OF SCHEDULE	RPI	RPI		RPI	RPI
DIV. I ONLY		4-30-0	.11765	300	2-13-0		96	197	270		.43073	270
DIV. I NON-CONF.		3-16-0	.15789	286	1-2-0		177	122	259		.43682	259
TOTALS		RPI 1-25	RPI 26-50		W-L RECORDS		RPI 51-100		RPI 101-150		RPI 150+	
4-30-0		0-4-0	0-0-0		OVERALL		0-10-0		1-3-0		3-13-0	
0-6-0		0-0-0	0-0-0		HOME		0-3-0		0-0-0		0-3-0	
4-24-0		0-4-0	0-0-0		AWAY		0-7-0		1-3-0		3-10-0	
0-0-0		0-0-0	0-0-0		NEUTRAL		0-0-0		0-0-0		0-0-0	
3-16-0		0-4-0	0-0-0		NON-CONFERENCE		0-1-0		1-3-0		2-8-0	
0-0-0		0-0-0	0-0-0		HOME		0-0-0		0-0-0		0-0-0	
3-16-0		0-4-0	0-0-		AWAY		0-1-0		1-3-0		2-8-0	
0-0-0		0-0-0	0-0-0		NEUTRAL		0-0-0		0-0-0		0-0-0	
1-14-0		0-0-0	0-0-0		CONFERENCE		0-9-0		0-0-0		1-5-0	
0-6-0		0-0-0	0-0-0		HOME		0-3-0		0-0-0		0-3-0	
1-8-0		0-0-0	0-0-0		AWAY		0-6-0		0-0-0		1-2-0	
0-0-0		0-0-0	0-0-0		NEUTRAL		0-0-0		0-0-0		0-0-0	
RPI S	Opponent	Score	RPI S	Opponent	Score	RPI S	Opponent	Score	RPI S	Opponent	Score	
12 A	Vanderbilt	1 9				56 A	Southeast Mo. St.	1 15	113 A	Southern Ill.	2 10	
19 A	Southern Miss.	4 6				56 A	Southeast Mo. St.	11 12	128 A	Arkansas	2 5	
19 A	Southern Miss.	1 6				56 A	Southeast Mo. St.	7 20	128 A	Arkansas	10 8	
19 A	Southern Miss.	1 18				69 A	Austin Peay	3 6	128 A	Arkansas	2 3	
						69 A	Austin Peay	3 5	168 A	Central Ark.	2 4	
						69 A	Austin Peay	6 13	168 A	Central Ark.	1 9	
						70 H	Jacksonville St.	3 4	168 A	Central Ark.	3 4	
						70 H	Jacksonville St.	4 6	168 A	Central Ark.	5 6	
						70 H	Jacksonville St.	3 10	204 H	Tennessee Tech	6 8	
						96 A	Illinois	7 9	204 H	Tennessee Tech	3 5	
									204 H	Tennessee Tech	3 8	
									211 A	Memphis	1 2	
									211 A	Memphis	0 23	
									211 A	Memphis	10 9	
									228 A	Lipscomb	9 16	
									238 A	Murray St.	11 31	
									238 A	Murray St.	4 9	
									238 A	Murray St.	9 3	
									258 A	Illinois St.	2 1	
									275 A	Saint Louis	0 2	
LAST 15 GAMES												
						56 A	Southeast Mo. St.	7 20	96 A	Illinois	7 9	
						56 A	Southeast Mo. St.	11 12	238 A	Murray St.	9 3	
						56 A	Southeast Mo. St.	1 15	238 A	Murray St.	11 31	
						113 A	Southern Ill.	2 10				
						204 H	Tennessee Tech	6 8				

Non-Div. I Games: Robert Morris-Peoria 14 0

Eastern Ill.



204 H Tennessee Tech	3	5
204 H Tennessee Tech	3	8

E  
a  
s  
t  
e  
r  
n  
I  
l  
l  
.

E  
a  
s  
t  
e  
r  
n  
I  
l  
l  
.



Average RPI Win:	245	WON-LOST	WINNING	LAST 15	STRENGTH OF	OPP. STRENGTH	TEAM	ADJ	CONF.	ADJ CONF.	
Average RPI Loss:	192	RECORD	PCT. RANK	GAMES	SCHEDULE	OF SCHEDULE	RPI	RPI	RPI	RPI	
DIV. I ONLY	19-19-0	.5	148	7-7-0	289	249	271	.4292	271	31	31
DIV. I NON-CONF.	10-11-0	.47619	162	4-3-0	282	198	258	.43686	258	32	32
<hr/>											
TOTALS	RPI 1-25	RPI 26-50		W-L RECORDS		RPI 51-100		RPI 101-150		RPI 150+	
19-19-0	0-0-0	0-0-0		OVERALL		1-4-0		1-3-0		17-12-0	
13-10-0	0-0-0	0-0-0		HOME		1-3-0		0-0-0		12-7-0	
6-9-0	0-0-0	0-0-0		AWAY		0-1-0		1-3-0		5-5-0	
0-0-0	0-0-0	0-0-0		NEUTRAL		0-0-0		0-0-0		0-0-0	
10-11-0	0-0-0	0-0-0		NON-CONFERENCE		1-4-0		1-0-0		8-7-0	
7-6-0	0-0-0	0-0-0		HOME		1-3-0		0-0-0		6-3-0	
3-5-0	0-0-0	0-0-		AWAY		0-1-0		1-0-0		2-4-0	
0-0-0	0-0-0	0-0-0		NEUTRAL		0-0-0		0-0-0		0-0-0	
9-8-0	0-0-0	0-0-0		CONFERENCE		0-0-0		0-3-0		9-5-0	
6-4-0	0-0-0	0-0-0		HOME		0-0-0		0-0-0		6-4-0	
3-4-0	0-0-0	0-0-0		AWAY		0-0-0		0-3-0		3-1-0	
0-0-0	0-0-0	0-0-0		NEUTRAL		0-0-0		0-0-0		0-0-0	
RPI	S	Opponent	Score	RPI	S	Opponent	Score	RPI	S	Opponent	Score
						52 A Duke	0 3			126 A Longwood	7 4
						84 H High Point	14 1			145 A Florida A&M	4 6
						91 H Morehead St.	4 24			145 A Florida A&M	4 16
						91 H Morehead St.	1 4			145 A Florida A&M	3 6
						91 H Morehead St.	2 4			179 A Presbyterian	6 15
										183 H Campbell	11 15
										195 H Niagara	7 3
										195 H Niagara	11 12
										195 H Niagara	13 10
										195 H Niagara	10 6
										212 H Bethune-Cookman	4 13
										212 H Bethune-Cookman	4 3
										212 H Bethune-Cookman	3 11
										243 A Charleston So.	6 9
										247 A Appalachian St.	1 12
										247 H Appalachian St.	4 1
										256 H NJIT	8 4
										256 H NJIT	4 5
										256 H NJIT	6 5
										287 A UNC Asheville	5 6
										287 A UNC Asheville	5 2
										287 A UNC Asheville	6 2
										288 A Norfolk St.	6 3
										288 H Norfolk St.	9 13
										290 A N.C. A&T	8 6
										290 A N.C. A&T	2 15
										290 A N.C. A&T	7 4
LAST 15 GAMES											
						290 H N.C. A&T	8 4			126 A Longwood	7 4
						290 H N.C. A&T	8 0			145 A Florida A&M	4 6
						290 H N.C. A&T	4 3			145 A Florida A&M	3 6
						52 A Duke	0 3				
						287 A UNC Asheville	6 2				

Non-Div. I Games: Virginia St. 14 4

N.C. Central



287	A	UNC Asheville	5	6
287	A	UNC Asheville	5	2

RPI	S	Opponent	Score	
290	H	N.C. A&T	8	0
290	H	N.C. A&T	8	4
290	H	N.C. A&T	4	3
291	H	Savannah St.	2	1
291	H	Savannah St.	9	5
291	H	Savannah St.	2	4



[illegible]

**Non-Div. I Games:**

Lehigh



202 H Holy Cross	5	4
202 H Holy Cross	1	6

RPI	S	Opponent	Score	
261	A	Villanova	6	8
267	A	Fairleigh Dickinson	6	10
267	A	Fairleigh Dickinson	0	7
267	H	Fairleigh Dickinson	5	6
267	H	Fairleigh Dickinson	4	5
268	N	Maine	6	11
288	A	Norfolk St.	7	6
288	A	Norfolk St.	10	3
288	A	Norfolk St.	7	2
295	H	Saint Peter's	6	3
299	H	Coppin St.	10	4

Lehigh

L  
e  
h  
i  
g  
h

L  
e  
h  
i  
g  
h



Average RPI Win:		159	WON-LOST RECORD		WINNING PCT. RANK		LAST 15 GAMES		STRENGTH OF SCHEDULE		OPP. STRENGTH OF SCHEDULE		TEAM RPI		ADJ RPI		CONF. RPI		ADJ CONF. RPI	
Average RPI Loss:		145																		
DIV. I ONLY			8-21-0		.27586 273		3-11-0		185		148		273		.42531 273		10		10	
DIV. I NON-CONF.			7-13-0		.35 230		2-3-0		205		159		263		.43577 262		13		13	
TOTALS		RPI 1-25		RPI 26-50		W-L RECORDS		RPI 51-100		RPI 101-150		RPI 150+								
8-21-0		0-0-0		1-3-0		OVERALL		0-4-0		0-2-0		7-12-0								
5-11-0		0-0-0		1-0-0		HOME		0-1-0		0-1-0		4-9-0								
2-8-0		0-0-0		0-3-0		AWAY		0-3-0		0-0-0		2-2-0								
1-2-0		0-0-0		0-0-0		NEUTRAL		0-0-0		0-1-0		1-1-0								
7-13-0		0-0-0		1-0-0		NON-CONFERENCE		0-4-0		0-2-0		6-7-0								
5-8-0		0-0-0		1-0-0		HOME		0-1-0		0-1-0		4-6-0								
1-3-0		0-0-0		0-0-		AWAY		0-3-0		0-0-0		1-0-0								
1-2-0		0-0-0		0-0-0		NEUTRAL		0-0-0		0-1-0		1-1-0								
1-8-0		0-0-0		0-3-0		CONFERENCE		0-0-0		0-0-0		1-5-0								
0-3-0		0-0-0		0-0-0		HOME		0-0-0		0-0-0		0-3-0								
1-5-0		0-0-0		0-3-0		AWAY		0-0-0		0-0-0		1-2-0								
0-0-0		0-0-0		0-0-0		NEUTRAL		0-0-0		0-0-0		0-0-0								
RPI	S	Opponent		Score		RPI	S	Opponent		Score		RPI	S	Opponent		Score				
				28	H	Michigan	4	3	66	H	Stanford	2	5	142	H	Nevada	1	3		
				47	A	Cal St. Fullerton	3	13	98	A	Arizona St.	3	4	143	N	Saint Joseph's	8	10		
				47	A	Cal St. Fullerton	0	10	98	A	Arizona St.	2	3	151	H	San Francisco	15	3		
				47	A	Cal St. Fullerton	2	3	98	A	Arizona St.	5	6	151	H	San Francisco	1	2		
														156	H	Air Force	2	5		
														156	H	Air Force	8	9		
														156	H	Air Force	6	2		
														157	A	Santa Clara	8	0		
														159	N	Utah Valley	2	0		
														159	N	Utah Valley	8	10		
														196	H	Hawaii	0	5		
														196	H	Hawaii	2	7		
														196	H	Hawaii	5	6		
														199	H	South Dakota St.	5	4		
														200	H	Portland	6	9		
														200	H	Portland	0	12		
														200	H	Portland	4	7		
														200	H	Portland	4	3		
														225	A	UC Riverside	3	5		
														225	A	UC Riverside	5	8		
														225	A	UC Riverside	13	12		
LAST 15 GAMES																				
				47	A	Cal St. Fullerton	3	13	225	A	UC Riverside	13	12							
				47	A	Cal St. Fullerton	2	3	225	A	UC Riverside	5	8							
				47	A	Cal St. Fullerton	0	10	225	A	UC Riverside	3	5							
				196	H	Hawaii	2	7												
				196	H	Hawaii	0	5												

Non-Div. I Games:

UC Davis



196	H	Hawaii	5	6
151	H	San Francisco	15	3



Average RPI Win:		238	WON-LOST RECORD		WINNING PCT. RANK		LAST 15 GAMES		STRENGTH OF SCHEDULE		OPP. STRENGTH OF SCHEDULE		TEAM RPI		ADJ RPI		CONF. RPI		ADJ CONF. RPI						
Average RPI Loss:		171																							
DIV. I ONLY			9-26-0		.25714 278		2-12-0		154		284		274		.42493 274		20		20						
DIV. I NON-CONF.			5-12-0		.29412 254		0-2-0		233		298		281		.41542 281		21		20						
TOTALS		RPI 1-25		RPI 26-50		W-L RECORDS		RPI 51-100		RPI 101-150		RPI 150+													
9-26-0		0-3-0		0-0-0		OVERALL		1-5-0		0-1-0		8-17-0													
5-12-0		0-0-0		0-0-0		HOME		0-3-0		0-1-0		5-8-0													
4-14-0		0-3-0		0-0-0		AWAY		1-2-0		0-0-0		3-9-0													
0-0-0		0-0-0		0-0-0		NEUTRAL		0-0-0		0-0-0		0-0-0													
5-12-0		0-3-0		0-0-0		NON-CONFERENCE		0-0-0		0-1-0		5-8-0													
2-6-0		0-0-0		0-0-0		HOME		0-0-0		0-1-0		2-5-0													
3-6-0		0-3-0		0-0-		AWAY		0-0-0		0-0-0		3-3-0													
0-0-0		0-0-0		0-0-0		NEUTRAL		0-0-0		0-0-0		0-0-0													
4-14-0		0-0-0		0-0-0		CONFERENCE		1-5-0		0-0-0		3-9-0													
3-6-0		0-0-0		0-0-0		HOME		0-3-0		0-0-0		3-3-0													
1-8-0		0-0-0		0-0-0		AWAY		1-2-0		0-0-0		0-6-0													
0-0-0		0-0-0		0-0-0		NEUTRAL		0-0-0		0-0-0		0-0-0													
RPI	S	Opponent		Score		RPI	S	Opponent		Score		RPI	S	Opponent		Score									
7	A	Ole Miss		2	8					56	H	Southeast Mo. St.		6	19	122	H	Evansville		9	29				
12	A	Vanderbilt		6	11					56	H	Southeast Mo. St.		6	15	204	A	Tennessee Tech		3	12				
17	A	Mississippi St.		0	14					56	H	Southeast Mo. St.		2	26	204	A	Tennessee Tech		2	10				
										91	A	Morehead St.		4	10	204	A	Tennessee Tech		3	5				
										91	A	Morehead St.		6	4	214	H	Eastern Ky.		4	5				
										91	A	Morehead St.		7	26	214	H	Eastern Ky.		20	6				
																214	H	Eastern Ky.		1	16				
																216	A	Belmont		7	23				
																216	A	Belmont		3	7				
																216	A	Belmont		8	10				
																228	A	Lipscomb		4	12				
																238	H	Murray St.		6	5				
																238	H	Murray St.		19	6				
																238	H	Murray St.		4	7				
																240	H	Buffalo		5	8				
																240	H	Buffalo		3	5				
																240	H	Buffalo		8	15				
																251	H	IPFW		3	2				
																251	H	IPFW		12	7				
																251	H	IPFW		5	6				
																251	H	IPFW		2	4				
																281	A	Jackson St.		12	2				
																281	A	Jackson St.		5	8				
																281	A	Jackson St.		18	9				
																281	A	Jackson St.		2	9				
																298	A	Alabama A&M		9	2				

Non-Div. I Games: Union (TN) 10 3

UT Martin



214	H	Eastern Ky.	20	6
17	A	Mississippi St.	0	14

U  
T  
M  
a  
r  
t  
i  
n

U  
T  
M  
a  
r  
t  
i  
n



Average RPI Win:	265	WON-LOST RECORD	WINNING PCT. RANK	LAST 15 GAMES	STRENGTH OF SCHEDULE	OPP. STRENGTH OF SCHEDULE	TEAM RPI	ADJ RPI	CONF. RPI	ADJ CONF. RPI	
DIV. I ONLY		15-21-0	.41667 211	6-9-0	284	182	275	.42328 275	26	26	
DIV. I NON-CONF.		8-19-0	.2963 252	0-7-0	289	148	291	.38487 291	27	27	
<hr/>											
TOTALS	RPI 1-25	RPI 26-50		W-L RECORDS	RPI 51-100		RPI 101-150		RPI 150+		
15-21-0	0-0-0	0-4-0		OVERALL	0-5-0		0-3-0		15-9-0		
10-3-0	0-0-0	0-0-0		HOME	0-0-0		0-0-0		10-3-0		
4-8-0	0-0-0	0-0-0		AWAY	0-4-0		0-0-0		4-4-0		
1-10-0	0-0-0	0-4-0		NEUTRAL	0-1-0		0-3-0		1-2-0		
<hr/>											
8-19-0	0-0-0	0-4-0		NON-CONFERENCE	0-5-0		0-3-0		8-7-0		
7-3-0	0-0-0	0-0-0		HOME	0-0-0		0-0-0		7-3-0		
0-6-0	0-0-0	0-0-		AWAY	0-4-0		0-0-0		0-2-0		
1-10-0	0-0-0	0-4-0		NEUTRAL	0-1-0		0-3-0		1-2-0		
<hr/>											
7-2-0	0-0-0	0-0-0		CONFERENCE	0-0-0		0-0-0		7-2-0		
3-0-0	0-0-0	0-0-0		HOME	0-0-0		0-0-0		3-0-0		
4-2-0	0-0-0	0-0-0		AWAY	0-0-0		0-0-0		4-2-0		
0-0-0	0-0-0	0-0-0		NEUTRAL	0-0-0		0-0-0		0-0-0		
<hr/>											
RPI S	Opponent	Score	RPI S	Opponent	Score	RPI S	Opponent	Score	RPI S	Opponent	Score
			38 N	BYU	0 5	83 A	Missouri St.	4 15	110 N	Missouri	3 5
			38 N	BYU	7 21	91 N	Morehead St.	1 4	140 N	Arkansas St.	2 9
			38 N	BYU	7 11	96 A	Illinois	1 3	140 N	Arkansas St.	4 5
			38 N	BYU	3 11	96 A	Illinois	2 6	190 A	Kansas	3 5
						96 A	Illinois	4 6	198 A	Richmond	13 7
									198 A	Richmond	3 5
									198 A	Richmond	2 4
									203 N	Omaha	2 16
									222 A	SIUE	8 9
									222 H	SIUE	1 6
									224 N	North Dakota	2 7
									238 H	Murray St.	1 9
						241 A	Dayton	5 3			
						241 A	Dayton	5 1			
						241 A	Dayton	7 2			
						258 H	Illinois St.	5 4			
						266 N	Purdue	3 2			
						270 H	Eastern Ill.	2 0			
						277 H	Butler	9 4			
						277 H	Butler	13 12			
						277 H	Butler	6 8			
						285 H	George Mason	15 0			
						285 H	George Mason	15 6			
						285 H	George Mason	3 2			
						286 H	Chicago St.	8 2			
						286 H	Chicago St.	7 1			
						286 H	Chicago St.	7 0			
<hr/>											
			LAST 15 GAMES								
			96 A	Illinois	2 6	198 A	Richmond	13 7			
			96 A	Illinois	1 3	83 A	Missouri St.	4 15			
			96 A	Illinois	4 6	285 H	George Mason	3 2			
			238 H	Murray St.	1 9						
			222 H	SIUE	1 6						

Non-Div. I Games:	Rockhurst	2	1
-------------------	-----------	---	---

Saint Louis



198 A Richmond	3	5
198 A Richmond	2	4

S  
a  
i  
n  
t  
L  
o  
u  
i  
s

S  
a  
i  
n  
t  
L  
o  
u  
i  
s



Average RPI Win: 249		WON-LOST	WINNING	LAST 15	STRENGTH OF		OPP. STRENGTH	TEAM	ADJ		CONF.	ADJ CONF.
Average RPI Loss: 170		RECORD	PCT. RANK	GAMES	SCHEDULE		OF SCHEDULE	RPI	RPI		RPI	RPI
DIV. I ONLY		10-26-0	.27778	269	3-12-0		227	267	276		26	26
DIV. I NON-CONF.		8-19-0	.2963	252	1-5-0		261	281	277		27	27
TOTALS		RPI 1-25	RPI 26-50		W-L RECORDS		RPI 51-100		RPI 101-150		RPI 150+	
10-26-0		0-0-0	0-0-0		OVERALL		0-5-0		0-3-0		10-18-0	
5-7-0		0-0-0	0-0-0		HOME		0-3-0		0-0-0		5-4-0	
5-19-0		0-0-0	0-0-0		AWAY		0-2-0		0-3-0		5-13-0	
0-0-0		0-0-0	0-0-0		NEUTRAL		0-0-0		0-0-0		0-0-0	
8-19-0		0-0-0	0-0-0		NON-CONFERENCE		0-2-0		0-3-0		8-14-0	
4-2-0		0-0-0	0-0-0		HOME		0-0-0		0-0-0		4-2-0	
4-17-0		0-0-0	0-0-		AWAY		0-2-0		0-3-0		4-12-0	
0-0-0		0-0-0	0-0-0		NEUTRAL		0-0-0		0-0-0		0-0-0	
2-7-0		0-0-0	0-0-0		CONFERENCE		0-3-0		0-0-0		2-4-0	
1-5-0		0-0-0	0-0-0		HOME		0-3-0		0-0-0		1-2-0	
1-2-0		0-0-0	0-0-0		AWAY		0-0-0		0-0-0		1-2-0	
0-0-0		0-0-0	0-0-0		NEUTRAL		0-0-0		0-0-0		0-0-0	
RPI S	Opponent	Score	RPI S	Opponent	Score	RPI S	Opponent	Score	RPI S	Opponent	Score	
						79 H	VCU	1 <b>4</b>	134 A	St. John's (NY)	7 <b>16</b>	
						79 H	VCU	1 <b>9</b>	134 A	St. John's (NY)	2 <b>9</b>	
						79 H	VCU	1 <b>2</b>	134 A	St. John's (NY)	0 <b>15</b>	
						84 A	High Point	0 <b>4</b>	154 A	Delaware	1 <b>22</b>	
						84 A	High Point	1 <b>5</b>	154 H	Delaware	2 <b>4</b>	
									177 A	Winthrop	0 <b>9</b>	
									177 A	Winthrop	2 <b>11</b>	
									177 A	Winthrop	5 <b>9</b>	
									177 A	Winthrop	3 <b>7</b>	
									179 A	Presbyterian	3 <b>10</b>	
									179 A	Presbyterian	0 <b>6</b>	
									179 A	Presbyterian	6 <b>3</b>	
									194 H	Canisius	4 <b>3</b>	
									201 A	Elon	6 <b>7</b>	
									201 A	Elon	4 <b>7</b>	
									201 A	Elon	3 <b>10</b>	
									206 H	Fordham	0 <b>9</b>	
									206 H	Fordham	2 <b>6</b>	
									206 H	Fordham	16 <b>4</b>	
									210 A	George Washington	1 <b>2</b>	
									210 A	George Washington	6 <b>3</b>	
									210 A	George Washington	3 <b>4</b>	
									237 A	Rider	2 <b>5</b>	
									261 H	Villanova	3 <b>1</b>	
									279 A	ETSU	6 <b>4</b>	
									279 A	ETSU	3 <b>6</b>	
									279 A	ETSU	9 <b>4</b>	
LAST 15 GAMES												
						79 H	VCU	1 <b>2</b>	154 H	Delaware	2 <b>4</b>	
						79 H	VCU	1 <b>9</b>	210 A	George Washington	6 <b>3</b>	
						79 H	VCU	1 <b>4</b>	210 A	George Washington	1 <b>2</b>	
						206 H	Fordham	2 <b>6</b>				
						206 H	Fordham	0 <b>9</b>				

Non-Div. I Games:

La Salle



206	H	Fordham	16	4
292	A	Delaware St.	4	2

RPI	S	Opponent	Score	
292	A	Delaware St.	4	2
292	H	Delaware St.	6	5
295	H	Saint Peter's	3	7
295	H	Saint Peter's	1	0

La Salle

L  
a  
S  
a  
l  
l  
e

L  
a  
S  
a  
l  
l  
e



Average RPI Win: 221		WON-LOST RECORD		WINNING PCT. RANK		LAST 15 GAMES		STRENGTH OF SCHEDULE		OPP. STRENGTH OF SCHEDULE		TEAM RPI		ADJ RPI		CONF. RPI		ADJ CONF. RPI					
DIV. I ONLY		8-26-0		.23529 287		3-12-0		208		239		277		.42064 277		19		19					
DIV. I NON-CONF.		7-21-0		.25 268		2-7-0		252		245		285		.40989 285		17		17					
TOTALS		RPI 1-25		RPI 26-50		W-L RECORDS		RPI 51-100		RPI 101-150		RPI 150+											
8-26-0		0-0-0		0-4-0		OVERALL		1-7-0		1-1-0		6-14-0											
3-3-0		0-0-0		0-0-0		HOME		0-1-0		1-1-0		2-1-0											
3-19-0		0-0-0		0-3-0		AWAY		0-6-0		0-0-0		3-10-0											
2-4-0		0-0-0		0-1-0		NEUTRAL		1-0-0		0-0-0		1-3-0											
7-21-0		0-0-0		0-1-0		NON-CONFERENCE		1-7-0		1-1-0		5-12-0											
3-3-0		0-0-0		0-0-0		HOME		0-1-0		1-1-0		2-1-0											
2-14-0		0-0-0		0-0-		AWAY		0-6-0		0-0-0		2-8-0											
2-4-0		0-0-0		0-1-0		NEUTRAL		1-0-0		0-0-0		1-3-0											
1-5-0		0-0-0		0-3-0		CONFERENCE		0-0-0		0-0-0		1-2-0											
0-0-0		0-0-0		0-0-0		HOME		0-0-0		0-0-0		0-0-0											
1-5-0		0-0-0		0-3-0		AWAY		0-0-0		0-0-0		1-2-0											
0-0-0		0-0-0		0-0-0		NEUTRAL		0-0-0		0-0-0		0-0-0											
RPI	S	Opponent		Score		RPI	S	Opponent		Score		RPI	S	Opponent		Score							
						32	A	Creighton		1	2	73	A	Samford		1	14	135	H	Bradley	3	1	
						32	A	Creighton		3	4	73	A	Samford		3	4	135	H	Bradley	5	9	
						32	A	Creighton		4	6	73	A	Samford		1	16	152	A	Indiana	1	27	
						46	N	Michigan St.		2	9	73	A	Samford		2	12	152	N	Indiana	1	2	
												81	N	Boston College		12	10	234	A	Northern Ky.	3	8	
												95	A	Indiana St.		9	13	241	A	Dayton	0	3	
												95	A	Indiana St.		2	7	243	A	Charleston So.	3	7	
												95	H	Indiana St.		1	6	243	A	Charleston So.	1	2	
																		243	A	Charleston So.	4	3	
																		251	A	IPFW	0	1	
																		251	H	IPFW	4	1	
																		258	N	Illinois St.	2	9	
																		259	N	Northwestern	10	9	
																		261	A	Villanova	2	3	
																		261	A	Villanova	11	6	
																		261	A	Villanova	1	9	
																		264	N	Central Mich.	3	8	
																		265	H	Western Mich.	7	3	
																		265	H	Western Mich.	0	2	
																		275	A	Saint Louis	8	6	
																		275	A	Saint Louis	4	9	
																		275	A	Saint Louis	12	13	
LAST 15 GAMES																							
						32	A	Creighton		3	4	241	A	Dayton		0	3						
						32	A	Creighton		4	6	95	H	Indiana St.		1	6						
						32	A	Creighton		1	2	95	A	Indiana St.		2	7						
						251	A	IPFW		0	1												
						261	A	Villanova		2	3												

Non-Div. I Games: Marian (IN) 15 4

Butler



261 A Villanova	11	6
261 A Villanova	1	9

B  
u  
t  
l  
e  
r

B  
u  
t  
l  
e  
r



Average RPI Win:	250	WON-LOST RECORD	WINNING PCT. RANK	LAST 15 GAMES	STRENGTH OF SCHEDULE	OPP. STRENGTH OF SCHEDULE	TEAM RPI	ADJ RPI	CONF. RPI	ADJ CONF. RPI	
Average RPI Loss:	166										
DIV. I ONLY	7-25-0	.21875	290	3-12-0	200	273	279	.41887	278	29	29
DIV. I NON-CONF.	5-18-0	.21739	274	1-5-0	191	255	249	.44248	249	26	26
<hr/>											
TOTALS	RPI 1-25	RPI 26-50		W-L RECORDS	RPI 51-100		RPI 101-150		RPI 150+		
7-25-0	0-0-0	0-3-0		OVERALL	0-1-0		0-6-0		7-15-0		
2-5-0	0-0-0	0-0-0		HOME	0-0-0		0-1-0		2-4-0		
5-20-0	0-0-0	0-3-0		AWAY	0-1-0		0-5-0		5-11-0		
0-0-0	0-0-0	0-0-0		NEUTRAL	0-0-0		0-0-0		0-0-0		
5-18-0	0-0-0	0-3-0		NON-CONFERENCE	0-1-0		0-6-0		5-8-0		
0-1-0	0-0-0	0-0-0		HOME	0-0-0		0-1-0		0-0-0		
5-17-0	0-0-0	0-0-		AWAY	0-1-0		0-5-0		5-8-0		
0-0-0	0-0-0	0-0-0		NEUTRAL	0-0-0		0-0-0		0-0-0		
2-7-0	0-0-0	0-0-0		CONFERENCE	0-0-0		0-0-0		2-7-0		
2-4-0	0-0-0	0-0-0		HOME	0-0-0		0-0-0		2-4-0		
0-3-0	0-0-0	0-0-0		AWAY	0-0-0		0-0-0		0-3-0		
0-0-0	0-0-0	0-0-0		NEUTRAL	0-0-0		0-0-0		0-0-0		
RPI	S	Opponent	Score	RPI	S	Opponent	Score	RPI	S	Opponent	Score
				26	A	UNCW	1 11				
				26	A	UNCW	7 19				
				26	A	UNCW	4 11				

Non-Div. I Games:

Iona



207 H Fairfield	1	7
207 H Fairfield	1	2

RPI	S	Opponent	Score	
290	A	N.C. A&T	5	12

Iona

I  
o  
n  
a

I  
o  
n  
a



ETSU

ETSU



112 H Mercer	9	12
112 H Mercer	5	7



Average RPI Win:	224	WON-LOST	WINNING	LAST 15	STRENGTH OF	OPP. STRENGTH	TEAM	ADJ	CONF.	ADJ CONF.	
Average RPI Loss:	195	RECORD	PCT. RANK	GAMES	SCHEDULE	OF SCHEDULE	RPI	RPI	RPI	RPI	
DIV. I ONLY	7-17-0	.29167	264	5-10-0	253	274	281	.41723	280	26	26
DIV. I NON-CONF.	5-10-0	.33333	233	3-3-0	288	259	288	.40253	287	27	27
<hr/>											
TOTALS	RPI 1-25	RPI 26-50		W-L RECORDS		RPI 51-100		RPI 101-150		RPI 150+	
7-17-0	0-0-0	0-0-0		OVERALL		0-2-0		1-3-0		6-12-0	
1-5-0	0-0-0	0-0-0		HOME		0-1-0		0-3-0		1-1-0	
3-8-0	0-0-0	0-0-0		AWAY		0-1-0		1-0-0		2-7-0	
3-4-0	0-0-0	0-0-0		NEUTRAL		0-0-0		0-0-0		3-4-0	
5-10-0	0-0-0	0-0-0		NON-CONFERENCE		0-2-0		1-0-0		4-8-0	
1-2-0	0-0-0	0-0-0		HOME		0-1-0		0-0-0		1-1-0	
1-4-0	0-0-0	0-0-		AWAY		0-1-0		1-0-0		0-3-0	
3-4-0	0-0-0	0-0-0		NEUTRAL		0-0-0		0-0-0		3-4-0	
2-7-0	0-0-0	0-0-0		CONFERENCE		0-0-0		0-3-0		2-4-0	
0-3-0	0-0-0	0-0-0		HOME		0-0-0		0-3-0		0-0-0	
2-4-0	0-0-0	0-0-0		AWAY		0-0-0		0-0-0		2-4-0	
0-0-0	0-0-0	0-0-0		NEUTRAL		0-0-0		0-0-0		0-0-0	
RPI	S	Opponent	Score	RPI	S	Opponent	Score	RPI	S	Opponent	Score
						81	A	Boston College	1	2	
						81	H	Boston College	5	11	

Non-Div. I Games:

Massachusetts



221 A St. Bonaventure	3	7
221 A St. Bonaventure	3	5

M  
a  
s  
s  
a  
c  
h  
u  
s  
e  
t  
t  
s

M  
a  
s  
s  
a  
c  
h  
u  
s  
e  
t  
t  
s



Average RPI Win:	266	WON-LOST RECORD	WINNING PCT. RANK	LAST 15 GAMES	STRENGTH OF SCHEDULE	OPP. STRENGTH OF SCHEDULE	TEAM RPI	ADJ RPI	CONF. RPI	ADJ CONF. RPI					
DIV. I ONLY		14-17-0	.45161	182	5-6-0	286	287	278	.41521	281	32	32			
DIV. I NON-CONF.		5-9-0	.35714	225	0-1-0	243	234	268	.4211	276	31	31			
<hr/>															
TOTALS	RPI 1-25	RPI 26-50		W-L RECORDS		RPI 51-100		RPI 101-150		RPI 150+					
14-17-0	0-0-0	0-0-0		OVERALL		0-2-0		2-8-0		12-7-0					
6-8-0	0-0-0	0-0-0		HOME		0-1-0		2-4-0		4-3-0					
7-8-0	0-0-0	0-0-0		AWAY		0-1-0		0-4-0		7-3-0					
1-1-0	0-0-0	0-0-0		NEUTRAL		0-0-0		0-0-0		1-1-0					
5-9-0	0-0-0	0-0-0		NON-CONFERENCE		0-2-0		2-2-0		3-5-0					
4-4-0	0-0-0	0-0-0		HOME		0-1-0		2-1-0		2-2-0					
1-5-0	0-0-0	0-0-		AWAY		0-1-0		0-1-0		1-3-0					
0-0-0	0-0-0	0-0-0		NEUTRAL		0-0-0		0-0-0		0-0-0					
9-8-0	0-0-0	0-0-0		CONFERENCE		0-0-0		0-6-0		9-2-0					
2-4-0	0-0-0	0-0-0		HOME		0-0-0		0-3-0		2-1-0					
6-3-0	0-0-0	0-0-0		AWAY		0-0-0		0-3-0		6-0-0					
1-1-0	0-0-0	0-0-0		NEUTRAL		0-0-0		0-0-0		1-1-0					
<hr/>															
RPI	S	Opponent	Score	RPI	S	Opponent	Score	RPI	S	Opponent	Score				
						57	A	New Orleans	4	13	114	A	La.-Monroe	7	10
						62	H	Southeastern La.	8	12	145	H	Florida A&M	16	9
										145	H	Florida A&M	2	15	
										145	H	Florida A&M	4	3	
										149	A	Alabama St.	2	7	
										149	A	Alabama St.	3	4	
										149	A	Alabama St.	1	6	
										149	H	Alabama St.	4	15	
										149	H	Alabama St.	4	7	
										149	H	Alabama St.	1	13	
										230	A	Georgia St.	5	11	
										230	A	Georgia St.	13	12	
										250	A	UTRGV	4	11	
										250	A	UTRGV	4	10	
										274	H	UT Martin	9	2	
										274	H	UT Martin	2	12	
										274	H	UT Martin	8	5	
										274	H	UT Martin	9	18	
										284	H	Alcorn	11	5	
										284	H	Alcorn	6	9	
				284	H	Alcorn	5	1							
				284	N	Alcorn	2	3							
				284	N	Southern U.	4	0							
				298	A	Alabama A&M	20	1							
				298	A	Alabama A&M	10	9							
				298	A	Alabama A&M	22	4							
				300	A	Mississippi Val.	19	9							
<hr/>															
Non-Div. I Games:	LeMoyne-Owen		20	3	Tougaloo	10	0	LeMoyne-Owen		23	2	Concordia (AL)		9	1
	Tougaloo		8	3	Concordia (AL)	17	1	Tougaloo		6	1	Jackson St.			



Jackson St.

Through Games Of April 17, 2016

149 H Alabama St.	4	15
149 H Alabama St.	4	7

RPI	S	Opponent	Score	
300	A	Mississippi Val.	16	5
300	A	Mississippi Val.	10	3

Jackson St.

J  
a  
c  
k  
s  
o  
n  
S  
t  
.

J  
a  
c  
k  
s  
o  
n  
S  
t  
.



Average RPI Win: 286		WON-LOST	WINNING	LAST 15	STRENGTH OF		OPP. STRENGTH	TEAM	ADJ	CONF.	ADJ CONF.
Average RPI Loss: 159		RECORD	PCT. RANK	GAMES	SCHEDULE		OF SCHEDULE	RPI	RPI	RPI	RPI
DIV. I ONLY		14-19-0	.42424	208	279		288	282	.41501	282	32
DIV. I NON-CONF.		0-15-0	0	296	158		123	292	.37523	292	31
TOTALS		RPI 1-25	RPI 26-50		W-L RECORDS		RPI 51-100		RPI 101-150		RPI 150+
14-19-0	0-1-0	0-0-0		OVERALL		0-3-0		0-5-0		14-10-0	
11-7-0	0-0-0	0-0-0		HOME		0-3-0		0-0-0		11-4-0	
3-12-0	0-1-0	0-0-0		AWAY		0-0-0		0-4-0		3-6-0	
0-0-0	0-0-0	0-0-0		NEUTRAL		0-0-0		0-0-0		0-0-0	
0-15-0	0-1-0	0-0-0		NON-CONFERENCE		0-3-0		0-5-0		0-6-0	
0-6-0	0-0-0	0-0-0		HOME		0-3-0		0-0-0		0-3-0	
0-9-0	0-1-0	0-0-		AWAY		0-0-0		0-5-0		0-3-0	
0-0-0	0-0-0	0-0-0		NEUTRAL		0-0-0		0-0-0		0-0-0	
14-4-0	0-0-0	0-0-0		CONFERENCE		0-0-0		0-0-0		14-4-0	
11-1-0	0-0-0	0-0-0		HOME		0-0-0		0-0-0		11-1-0	
3-3-0	0-0-0	0-0-0		AWAY		0-0-0		0-0-0		3-3-0	
0-0-0	0-0-0	0-0-0		NEUTRAL		0-0-0		0-0-0		0-0-0	
RPI S	Opponent	Score		RPI S	Opponent	Score		RPI S	Opponent	Score	
25 A	TCU	3	17					56 H	Southeast Mo. St.	0	10
								56 H	Southeast Mo. St.	2	8
								56 H	Southeast Mo. St.	2	9
								110 A	Missouri	0	2
								120 A	Little Rock	2	7
								148 A	Kansas St.	8	13
								148 A	Kansas St.	9	15
								148 A	Kansas St.	8	18
								164 H	North Dakota St.	4	7
								164 H	North Dakota St.	0	2
								164 H	North Dakota St.	7	8
								168 A	Central Ark.	3	4
								168 A	Central Ark.	0	4
								211 A	Memphis	5	6
								242 H	Grambling	1	7
								242 H	Grambling	8	7
								242 H	Grambling	12	4
								289 A	Texas Southern	4	9
								289 A	Texas Southern	17	4
								289 A	Texas Southern	5	6
								289 H	Texas Southern	7	4
								289 H	Texas Southern	5	2
								289 H	Texas Southern	8	6
								293 H	Prairie View	12	0
								293 H	Prairie View	21	1
								293 H	Prairie View	11	1
								296 A	Southern U.	10	9
								296 A	Southern U.	7	2
								296 A	Southern U.	3	5
								298 H	Alabama A&M	4	3
LAST 15 GAMES				289 H	Texas Southern	8	6	242 H	Grambling	8	7
				289 H	Texas Southern	5	2	242 H	Grambling	12	4
				289 H	Texas Southern	7	4	242 H	Grambling	1	7
				298 H	Alabama A&M	5	2				
				298 H	Alabama A&M	1	0				

Non-Div. I Games:

Ark.-Pine Bluff



298	H	Alabama A&M	4	3
168	A	Central Ark.	0	4

RPI	S	Opponent	Score	
298	H	Alabama A&M	1	0
298	H	Alabama A&M	5	2

Ark.-Pine Bluff

A  
r  
k  
.  
-  
P  
i  
n  
e  
B  
l  
u  
f  
f

A  
r  
k  
.  
-  
P  
i  
n  
e  
B  
l  
u  
f  
f



Average RPI Win:	227	WON-LOST	WINNING	LAST 15	STRENGTH OF	OPP. STRENGTH	TEAM	ADJ	CONF.	ADJ CONF.	
Average RPI Loss:	186	RECORD	PCT. RANK	GAMES	SCHEDULE	OF SCHEDULE	RPI	RPI	RPI	RPI	
DIV. I ONLY	12-23-0	.34286	248	4-10-0	280	247	283	.41238	283	25	25
DIV. I NON-CONF.	7-10-0	.41176	199	0-2-0	147	273	175	.48711	175	24	24
<hr/>											
TOTALS	RPI 1-25	RPI 26-50		W-L RECORDS		RPI 51-100		RPI 101-150		RPI 150+	
12-23-0	0-0-0	0-1-0		OVERALL		0-0-0		1-8-0		11-14-0	
4-6-0	0-0-0	0-0-0		HOME		0-0-0		0-0-0		4-6-0	
3-14-0	0-0-0	0-1-0		AWAY		0-0-0		0-6-0		3-6-0	
5-3-0	0-0-0	0-0-0		NEUTRAL		0-0-0		1-1-0		4-2-0	
<hr/>											
7-10-0	0-0-0	0-1-0		NON-CONFERENCE		0-0-0		1-5-0		6-4-0	
0-1-0	0-0-0	0-0-0		HOME		0-0-0		0-0-0		0-1-0	
2-6-0	0-0-0	0-0-		AWAY		0-0-0		0-4-0		2-1-0	
5-3-0	0-0-0	0-0-0		NEUTRAL		0-0-0		1-1-0		4-2-0	
<hr/>											
5-13-0	0-0-0	0-0-0		CONFERENCE		0-0-0		0-3-0		5-10-0	
4-5-0	0-0-0	0-0-0		HOME		0-0-0		0-0-0		4-5-0	
1-8-0	0-0-0	0-0-0		AWAY		0-0-0		0-3-0		1-5-0	
0-0-0	0-0-0	0-0-0		NEUTRAL		0-0-0		0-0-0		0-0-0	
<hr/>											
RPI S	Opponent	Score	RPI S	Opponent	Score	RPI S	Opponent	Score	RPI S	Opponent	Score
			28 A	Michigan	0 5				118 A	Seattle	3 9
									118 A	Seattle	0 7
									118 A	Seattle	0 7
									118 A	Seattle	0 3
									141 A	Miami (OH)	5 7
									141 A	Miami (OH)	3 4
									141 A	Miami (OH)	1 5
									149 N	Alabama St.	3 11
									149 N	Alabama St.	7 4
									158 N	Stony Brook	5 4
									169 A	Eastern Mich.	4 5
									169 A	Eastern Mich.	4 8
									169 A	Eastern Mich.	0 4
									179 N	Presbyterian	6 1
									179 N	Presbyterian	5 6
									201 A	Elon	6 2
									203 N	Omaha	1 10
									223 H	Toledo	5 3
									223 H	Toledo	7 3
									223 H	Toledo	2 4
									241 H	Dayton	2 13
									247 N	Appalachian St.	6 2
									253 H	Ohio	5 4
									253 H	Ohio	5 10
									253 H	Ohio	6 2
									264 A	Central Mich.	4 0
									264 H	Central Mich.	5 10
<hr/>											
LAST 15 GAMES											
			253 H	Ohio	5 10	28 A	Michigan	0 5	253 H	Ohio	5 4
			253 H	Ohio	6 2	223 H	Toledo	7 3	253 H	Ohio	5 10
			253 H	Ohio	5 4	223 H	Toledo	5 3	253 H	Ohio	6 2
			241 H	Dayton	2 13				264 A	Central Mich.	4 0
			141 A	Miami (OH)	5 7				264 H	Central Mich.	5 10

Non-Div. I Games: Findlay 5 4

Bowling Green



141	A	Miami (OH)	3	4
141	A	Miami (OH)	1	5

RPI	S	Opponent	Score	
265	A	Western Mich.	5	6
265	A	Western Mich.	0	1
265	H	Western Mich.	2	3
265	H	Western Mich.	0	11
279	A	ETSU	1	12
279	A	ETSU	7	1
291	N	Savannah St.	10	1

B  
o  
w  
l  
i  
n  
g  
G  
r  
e  
e  
n

B  
o  
w  
l  
i  
n  
g  
G  
r  
e  
e  
n



Average RPI Win: 295		WON-LOST	WINNING	LAST 15	STRENGTH OF		OPP. STRENGTH	TEAM	ADJ	CONF.	ADJ CONF.
Average RPI Loss: 148		RECORD	PCT. RANK	GAMES	SCHEDULE		OF SCHEDULE	RPI	RPI	RPI	RPI
DIV. I ONLY		9-22-0	.29032	265	273		292	284	.40496	284	32
DIV. I NON-CONF.		0-12-0	0	296	4		91	250	.4418	250	31
TOTALS		RPI 1-25	RPI 26-50		W-L RECORDS		RPI 51-100		RPI 101-150		RPI 150+
9-22-0	0-1-0	0-2-0		OVERALL		0-8-0		0-3-0		9-8-0	
3-3-0	0-0-0	0-0-0		HOME		0-1-0		0-0-0		3-2-0	
4-16-0	0-1-0	0-2-0		AWAY		0-5-0		0-3-0		4-5-0	
2-3-0	0-0-0	0-0-0		NEUTRAL		0-2-0		0-0-0		2-1-0	
0-12-0	0-1-0	0-2-0		NON-CONFERENCE		0-8-0		0-0-0		0-1-0	
0-2-0	0-0-0	0-0-0		HOME		0-1-0		0-0-0		0-1-0	
0-8-0	0-1-0	0-0-		AWAY		0-5-0		0-0-0		0-0-0	
0-2-0	0-0-0	0-0-0		NEUTRAL		0-2-0		0-0-0		0-0-0	
9-10-0	0-0-0	0-0-0		CONFERENCE		0-0-0		0-3-0		9-7-0	
3-1-0	0-0-0	0-0-0		HOME		0-0-0		0-0-0		3-1-0	
4-8-0	0-0-0	0-0-0		AWAY		0-0-0		0-3-0		4-5-0	
2-1-0	0-0-0	0-0-0		NEUTRAL		0-0-0		0-0-0		2-1-0	
RPI S	Opponent	Score	RPI S	Opponent	Score	RPI S	Opponent	Score	RPI S	Opponent	Score
17 A	Mississippi St.	0 14	45 A	Alabama	5 8	56 H	Southeast Mo. St.	4 17	149 A	Alabama St.	1 8
			45 A	Alabama	0 8	57 A	New Orleans	3 12	149 A	Alabama St.	0 10
						62 A	Southeastern La.	3 15	149 A	Alabama St.	0 10
						62 A	Southeastern La.	0 21	166 H	Sacred Heart	3 16
						65 N	UConn	3 25	242 H	Grambling	3 12
						69 A	Austin Peay	0 12	281 A	Jackson St.	5 11
						83 N	Missouri St.	1 13	281 A	Jackson St.	1 5
						90 A	Louisiana Tech	4 15	281 A	Jackson St.	9 6
									281 N	Jackson St.	3 2
									293 N	Prairie View	10 11
									296 N	Southern U.	6 2
									298 A	Alabama A&M	15 13
									298 A	Alabama A&M	2 12
									298 A	Alabama A&M	16 4
									300 A	Mississippi Val.	1 5
									300 A	Mississippi Val.	10 3
									300 A	Mississippi Val.	5 6
									300 H	Mississippi Val.	12 4
									300 H	Mississippi Val.	11 4
									300 H	Mississippi Val.	9 2
			LAST 15 GAMES								
			281 A	Jackson St.	1 5	45 A	Alabama	0 8			
			281 A	Jackson St.	5 11	45 A	Alabama	5 8			
			281 A	Jackson St.	9 6	62 A	Southeastern La.	0 21			
			281 N	Jackson St.	3 2						
			300 H	Mississippi Val.	9 2						

Non-Div. I Games:      Tougaloo      18   2      Tougaloo      4   1      Tougaloo      4   0

Alcorn



300 H Mississippi Val.	12	4
300 H Mississippi Val.	11	4

A  
l  
c  
o  
r  
n

A  
l  
c  
o  
r  
n



Average RPI Win:		172	WON-LOST RECORD		WINNING PCT. RANK		LAST 15 GAMES		STRENGTH OF SCHEDULE		OPP. STRENGTH OF SCHEDULE		TEAM RPI		ADJ RPI		CONF. RPI		ADJ CONF. RPI				
DIV. I ONLY			10-26-0		.27778 269		4-11-0		242		202		286		.40192 285		26		26				
DIV. I NON-CONF.			8-16-0		.33333 233		2-1-0		180		168		260		.4362 260		27		27				
TOTALS		RPI 1-25		RPI 26-50		W-L RECORDS		RPI 51-100		RPI 101-150		RPI 150+											
10-26-0		0-1-0		1-4-0		OVERALL		1-2-0		2-4-0		6-15-0											
9-13-0		0-0-0		1-2-0		HOME		1-2-0		2-3-0		5-6-0											
1-12-0		0-0-0		0-2-0		AWAY		0-0-0		0-1-0		1-9-0											
0-1-0		0-1-0		0-0-0		NEUTRAL		0-0-0		0-0-0		0-0-0											
8-16-0		0-1-0		1-4-0		NON-CONFERENCE		1-2-0		1-2-0		5-7-0											
7-9-0		0-0-0		1-2-0		HOME		1-2-0		1-1-0		4-4-0											
1-6-0		0-0-0		0-0-		AWAY		0-0-0		0-1-0		1-3-0											
0-1-0		0-1-0		0-0-0		NEUTRAL		0-0-0		0-0-0		0-0-0											
2-10-0		0-0-0		0-0-0		CONFERENCE		0-0-0		1-2-0		1-8-0											
2-4-0		0-0-0		0-0-0		HOME		0-0-0		1-2-0		1-2-0											
0-6-0		0-0-0		0-0-0		AWAY		0-0-0		0-0-0		0-6-0											
0-0-0		0-0-0		0-0-0		NEUTRAL		0-0-0		0-0-0		0-0-0											
RPI	S	Opponent		Score		RPI	S	Opponent		Score		RPI	S	Opponent		Score							
22	N	Kentucky		6 8		29	A	East Carolina		0 6		61	H	Rutgers		5 11							
						29	A	East Carolina		1 8		61	H	Rutgers		6 8							
						42	H	Bryant		2 12		61	H	Rutgers		6 5							
						42	H	Bryant		0 7													
						42	H	Bryant		3 2													
LAST 15 GAMES																							
210 A George Washington						3 9						254 H Towson						10 3					
210 A George Washington						4 14						275 A Saint Louis						2 3					
210 A George Washington						0 1						275 A Saint Louis						6 15					
162 A Georgetown						5 12						275 A Saint Louis						0 15					
241 H Dayton						6 9						275 A Saint Louis						2 3					

**Non-Div. I Games:**

George Mason



241 H Dayton	8	2
241 H Dayton	2	9

G  
e  
o  
r  
g  
e  
M  
a  
s  
o  
n

G  
e  
o  
r  
g  
e  
M  
a  
s  
o  
n



Average RPI Win:	224	WON-LOST RECORD	WINNING PCT. RANK	LAST 15 GAMES	STRENGTH OF SCHEDULE	OPP. STRENGTH OF SCHEDULE	TEAM RPI	ADJ RPI	CONF. RPI	ADJ CONF. RPI	
DIV. I ONLY		7-27-0	.20588 293	2-13-0	202	269	285	.40089 286	24	24	
DIV. I NON-CONF.		6-16-0	.27273 263	1-4-0	274	243	286	.4014 288	25	25	
<hr/>											
TOTALS	RPI 1-25	RPI 26-50		W-L RECORDS	RPI 51-100		RPI 101-150		RPI 150+		
7-27-0	0-0-0	0-1-0		OVERALL	0-3-0		0-10-0		7-13-0		
4-7-0	0-0-0	0-0-0		HOME	0-0-0		0-4-0		4-3-0		
2-17-0	0-0-0	0-1-0		AWAY	0-0-0		0-6-0		2-10-0		
1-3-0	0-0-0	0-0-0		NEUTRAL	0-3-0		0-0-0		1-0-0		
6-16-0	0-0-0	0-1-0		NON-CONFERENCE	0-3-0		0-1-0		6-11-0		
3-2-0	0-0-0	0-0-0		HOME	0-0-0		0-1-0		3-1-0		
2-11-0	0-0-0	0-0-		AWAY	0-0-0		0-0-0		2-10-0		
1-3-0	0-0-0	0-0-0		NEUTRAL	0-3-0		0-0-0		1-0-0		
1-11-0	0-0-0	0-0-0		CONFERENCE	0-0-0		0-9-0		1-2-0		
1-5-0	0-0-0	0-0-0		HOME	0-0-0		0-3-0		1-2-0		
0-6-0	0-0-0	0-0-0		AWAY	0-0-0		0-6-0		0-0-0		
0-0-0	0-0-0	0-0-0		NEUTRAL	0-0-0		0-0-0		0-0-0		
RPI S	Opponent	Score	RPI S	Opponent	Score	RPI S	Opponent	Score	RPI S	Opponent	Score
			41 A	Notre Dame	3 6	81 N	Boston College	1 7	118 H	Seattle	2 12
						95 N	Indiana St.	5 14	118 H	Seattle	1 14
						100 N	Iowa	3 15	118 H	Seattle	4 12
									139 A	Sacramento St.	0 10
									139 A	Sacramento St.	4 5
									139 A	Sacramento St.	1 4
									147 A	New Mexico St.	5 17
									147 A	New Mexico St.	2 8
									147 A	New Mexico St.	4 11
									150 H	Milwaukee	9 12
									187 A	Ill.-Chicago	0 5
									187 H	Ill.-Chicago	6 3
									187 H	Ill.-Chicago	3 1
									196 A	Hawaii	0 14
									196 A	Hawaii	1 4
									196 A	Hawaii	0 4
									196 A	Hawaii	1 0
									219 A	A&M-Corpus Christi	6 8
									219 A	A&M-Corpus Christi	7 1
									219 A	A&M-Corpus Christi	2 6
									250 H	UTRGV	12 7
									250 H	UTRGV	2 9
									250 H	UTRGV	1 7
									251 H	IPFW	4 5
									259 A	Northwestern	5 11
									261 N	Villanova	4 3
									265 H	Western Mich.	6 3
							</				

**Non-Div. I Games:** Otterbein

Chicago St.



Chicago St.

250	H	UTRGV	2	9
250	H	UTRGV	1	7

Through Games Of April 17, 2016

RPI	S	Opponent	Score	
275	A	Saint Louis	1	7
275	A	Saint Louis	0	7
275	A	Saint Louis	2	8

Chicago St.

C  
h  
i  
c  
a  
g  
o  
s  
t  
.

C  
h  
i  
c  
a  
g  
o  
s  
t  
.



Average RPI Win: 228		WON-LOST RECORD		WINNING PCT. RANK		LAST 15 GAMES		STRENGTH OF SCHEDULE		OPP. STRENGTH OF SCHEDULE		TEAM RPI		ADJ RPI		CONF. RPI		ADJ CONF. RPI	
DIV. I ONLY		12-25-0		.32432 254		7-8-0		275		260		288		.40065 287		17		17	
DIV. I NON-CONF.		8-17-0		.32 242		3-5-0		295		289		295		.37014 295		19		19	
TOTALS		RPI 1-25		RPI 26-50		W-L RECORDS		RPI 51-100		RPI 101-150		RPI 150+							
12-25-0		1-0-0		0-0-0		OVERALL		0-5-0		0-4-0		11-16-0							
7-14-0		0-0-0		0-0-0		HOME		0-4-0		0-0-0		7-10-0							
4-9-0		1-0-0		0-0-0		AWAY		0-1-0		0-4-0		3-4-0							
1-2-0		0-0-0		0-0-0		NEUTRAL		0-0-0		0-0-0		1-2-0							
8-17-0		1-0-0		0-0-0		NON-CONFERENCE		0-2-0		0-1-0		7-14-0							
5-10-0		0-0-0		0-0-0		HOME		0-1-0		0-0-0		5-9-0							
2-5-0		1-0-0		0-0-		AWAY		0-1-0		0-1-0		1-3-0							
1-2-0		0-0-0		0-0-0		NEUTRAL		0-0-0		0-0-0		1-2-0							
4-8-0		0-0-0		0-0-0		CONFERENCE		0-3-0		0-3-0		4-2-0							
2-4-0		0-0-0		0-0-0		HOME		0-3-0		0-0-0		2-1-0							
2-4-0		0-0-0		0-0-0		AWAY		0-0-0		0-3-0		2-1-0							
0-0-0		0-0-0		0-0-0		NEUTRAL		0-0-0		0-0-0		0-0-0							
RPI S	Opponent	Score		RPI S	Opponent	Score		RPI S	Opponent	Score		RPI S	Opponent	Score					
14 A	North Carolina	3	2					67 A	Tennessee	0	11	124 A	Liberty	6	7				
								67 H	Tennessee	3	7	124 A	Liberty	5	6				
								84 H	High Point	4	6	124 A	Liberty	5	11				
								84 H	High Point	0	8	136 A	Wofford	5	8				
								84 H	High Point	2	11	167 A	Furman	6	8				
												175 N	Monmouth	7	8				
												179 H	Presbyterian	22	9				
												179 H	Presbyterian	8	13				
												179 H	Presbyterian	7	4				
												237 N	Rider	19	4				
												239 A	USC Upstate	3	9				
												239 H	USC Upstate	3	9				
												243 A	Charleston So.	7	1				
												243 A	Charleston So.	9	8				
												243 A	Charleston So.	7	9				
												247 A	Appalachian St.	8	3				
												247 N	Appalachian St.	0	8				
												253 H	Ohio	7	5				
												253 H	Ohio	5	12				
												253 H	Ohio	8	14				
												271 H	N.C. Central	6	5				
												271 H	N.C. Central	2	6				
												271 H	N.C. Central	2	5				
												278 H	Iona	9	10				
												278 H	Iona	5	6				
												278 H	Iona	4	14				
												279 A	ETSU	1	9				
LAST 15 GAMES																			
				243 A	Charleston So.	7	9	14 A	North Carolina	3	2	271 H	N.C. Central	2	5				
				243 A	Charleston So.	9	8	239 A	USC Upstate	3	9	278 H	Iona	9	10				
				243 A	Charleston So.	7	1	179 H	Presbyterian	22	9	278 H	Iona	5	6				
				279 H	ETSU	7	5					278 H	Iona	4	14				
				271 H	N.C. Central	2	6					279 A	ETSU	1	9				

Non-Div. I Games:

UNC Asheville



271	H	N.C. Central	6	5
271	H	N.C. Central	2	5

RPI	S	Opponent	Score	
279	H	ETSU	7	5
297	H	Mt. St. Mary's	1	2
297	H	Mt. St. Mary's	8	5
297	H	Mt. St. Mary's	8	2

UNC Asheville

U  
N  
C  
A  
s  
h  
e  
v  
i  
l  
l  
e

U  
N  
C  
A  
s  
h  
e  
v  
i  
l  
l  
e



Average RPI Win:	281	WON-LOST	WINNING	LAST 15	STRENGTH OF	OPP. STRENGTH	TEAM	ADJ	CONF.	ADJ CONF.		
Average RPI Loss:	228	RECORD	PCT. RANK	GAMES	SCHEDULE	OF SCHEDULE	RPI	RPI	RPI	RPI		
DIV. I ONLY		16-16-0	.5	148	2-0-0	299	296	289	.3998	288	31	31
DIV. I NON-CONF.		5-11-0	.3125	248	0-0-0	285	275	293	.37364	293	32	32
<hr/>												
TOTALS	RPI 1-25	RPI 26-50		W-L RECORDS		RPI 51-100		RPI 101-150		RPI 150+		
16-16-0	0-0-0	0-1-0		OVERALL		0-1-0		0-2-0		16-12-0		
8-10-0	0-0-0	0-0-0		HOME		0-0-0		0-0-0		8-10-0		
8-6-0	0-0-0	0-1-0		AWAY		0-1-0		0-2-0		8-2-0		
0-0-0	0-0-0	0-0-0		NEUTRAL		0-0-0		0-0-0		0-0-0		
5-11-0	0-0-0	0-1-0		NON-CONFERENCE		0-1-0		0-2-0		5-7-0		
5-7-0	0-0-0	0-0-0		HOME		0-0-0		0-0-0		5-7-0		
0-4-0	0-0-0	0-0-		AWAY		0-1-0		0-2-0		0-0-0		
0-0-0	0-0-0	0-0-0		NEUTRAL		0-0-0		0-0-0		0-0-0		
11-5-0	0-0-0	0-0-0		CONFERENCE		0-0-0		0-0-0		11-5-0		
3-3-0	0-0-0	0-0-0		HOME		0-0-0		0-0-0		3-3-0		
8-2-0	0-0-0	0-0-0		AWAY		0-0-0		0-0-0		8-2-0		
0-0-0	0-0-0	0-0-0		NEUTRAL		0-0-0		0-0-0		0-0-0		
<hr/>												
RPI	S	Opponent	Score	RPI	S	Opponent	Score	RPI	S	Opponent	Score	
				48	A	Old Dominion	3 5	79	A	VCU	2 4	
								126	A	Longwood	9 11	
								137	A	William & Mary	6 10	
								246	H	Wagner	1 8	
								246	H	Wagner	1 6	
								254	H	Towson	12 7	
								254	H	Towson	13 7	
								254	H	Towson	3 6	
								256	H	NJIT	6 1	
								256	H	NJIT	16 0	
								256	H	NJIT	2 9	
								256	H	NJIT	7 0	
								271	A	N.C. Central	13 9	
								271	H	N.C. Central	3 6	
								272	H	Lehigh	6 7	
								272	H	Lehigh	3 10	
								272	H	Lehigh	2 7	
								292	A	Delaware St.	6 2	
								292	A	Delaware St.	5 6	
								292	A	Delaware St.	6 0	
								292	H	Delaware St.	3 5	
								292	H	Delaware St.	5 9	
				LAST 15 GAMES								
				294	A	UMES	11 2	292	A	Delaware St.	6 2	
				294	H	UMES	3 1	299	A	Coppin St.	7 11	
				294	H	UMES	8 0	299	A	Coppin St.	12 2	
				294	H	UMES	6 0					
				79	A	VCU	2 4					
								294	A	UMES	11 2	
								294	A	UMES	20 7	
								294	A	UMES	7 6	
								294	H	UMES	8 0	
								294	H	UMES	3 1	
								294	H	UMES	6 0	

**Non-Div. I Games:**

Norfolk St.



Norfolk St.

292 A Delaware St.	5	6
292 A Delaware St.	6	0

Through Games Of April 17, 2016

RPI	S	Opponent	Score	
299	A	Coppin St.	12	2
299	A	Coppin St.	6	3
299	A	Coppin St.	7	11

Norfolk St.

N  
o  
r  
f  
o  
l  
k  
S  
t  
.

N  
o  
r  
f  
o  
l  
k  
S  
t  
.



Average RPI Win: 263		WON-LOST	WINNING	LAST 15	STRENGTH OF		OPP. STRENGTH	TEAM	ADJ		CONF.	ADJ CONF.
Average RPI Loss: 199		RECORD	PCT. RANK	GAMES	SCHEDULE		OF SCHEDULE	RPI	RPI		RPI	RPI
DIV. I ONLY		12-17-0	.41379	216	297		289	287	.39959		289	32
DIV. I NON-CONF.		3-8-0	.27273	263	209		145	267	.4254		271	31
TOTALS		RPI 1-25	RPI 26-50		W-L RECORDS		RPI 51-100		RPI 101-150		RPI 150+	
12-17-0		0-0-0	0-2-0		OVERALL		0-2-0		1-1-0		11-12-0	
4-6-0		0-0-0	0-0-0		HOME		0-0-0		0-0-0		4-6-0	
6-9-0		0-0-0	0-0-0		AWAY		0-2-0		0-1-0		6-6-0	
2-2-0		0-0-0	0-2-0		NEUTRAL		0-0-0		1-0-0		1-0-0	
3-8-0		0-0-0	0-2-0		NON-CONFERENCE		0-2-0		1-1-0		2-3-0	
1-3-0		0-0-0	0-0-0		HOME		0-0-0		0-0-0		1-3-0	
0-3-0		0-0-0	0-0-		AWAY		0-2-0		0-1-0		0-0-0	
2-2-0		0-0-0	0-2-0		NEUTRAL		0-0-0		1-0-0		1-0-0	
9-9-0		0-0-0	0-0-0		CONFERENCE		0-0-0		0-0-0		9-9-0	
3-3-0		0-0-0	0-0-0		HOME		0-0-0		0-0-0		3-3-0	
6-6-0		0-0-0	0-0-0		AWAY		0-0-0		0-0-0		6-6-0	
0-0-0		0-0-0	0-0-0		NEUTRAL		0-0-0		0-0-0		0-0-0	
RPI S	Opponent	Score	RPI S	Opponent	Score	RPI S	Opponent	Score	RPI S	Opponent	Score	
			41 N	Notre Dame	5 6	58 A	Dallas Baptist	9 15	127 A	SFA	3 17	
			43 N	Gonzaga	3 18	68 A	Houston	1 7	135 N	Bradley	9 7	
									187 H	Ill.-Chicago	8 5	
									187 H	Ill.-Chicago	5 22	
									187 H	Ill.-Chicago	8 22	
									187 H	Ill.-Chicago	3 17	
									242 A	Grambling	4 6	
									242 A	Grambling	21 14	
									242 A	Grambling	4 5	
									263 N	Incarnate Word	3 1	
									282 A	Ark.-Pine Bluff	4 7	
									282 A	Ark.-Pine Bluff	2 5	
									282 A	Ark.-Pine Bluff	6 8	
									282 H	Ark.-Pine Bluff	9 4	
									282 H	Ark.-Pine Bluff	6 5	
									282 H	Ark.-Pine Bluff	4 17	
									293 A	Prairie View	11 3	
									293 A	Prairie View	24 5	
									293 A	Prairie View	2 12	
									293 H	Prairie View	8 12	
									293 H	Prairie View	6 5	
									293 H	Prairie View	4 5	
									296 A	Southern U.	13 5	
									296 A	Southern U.	5 2	
									296 A	Southern U.	6 5	
Non-Div. I Games:		Huston-Tillotson	2	7	Wiley	8	6	Wiley	15	5	Huston-Tillotson	11 5
		Texas Southern										



293	A	Prairie View	11	3
127	A	SFA	3	17

T  
e  
x  
a  
s  
S  
o  
u  
t  
h  
e  
r  
n

T  
e  
x  
a  
s  
S  
o  
u  
t  
h  
e  
r  
n



Average RPI Win:	216	WON-LOST RECORD	WINNING PCT. RANK	LAST 15 GAMES	STRENGTH OF SCHEDULE	OPP. STRENGTH OF SCHEDULE	TEAM RPI	ADJ RPI	CONF. RPI	ADJ CONF. RPI		
Average RPI Loss:	201											
DIV. I ONLY		9-30-0	.23077	288	3-12-0	222	278	290	.39819	290	31	31
DIV. I NON-CONF.		6-18-0	.25	268	2-3-0	188	266	283	.41358	282	32	32
<hr/>												
TOTALS	RPI 1-25	RPI 26-50		W-L RECORDS		RPI 51-100		RPI 101-150		RPI 150+		
9-30-0	0-0-0	1-2-0		OVERALL		0-0-0		0-5-0		8-23-0		
5-15-0	0-0-0	0-0-0		HOME		0-0-0		0-4-0		5-11-0		
3-15-0	0-0-0	0-2-0		AWAY		0-0-0		0-1-0		3-12-0		
1-0-0	0-0-0	1-0-0		NEUTRAL		0-0-0		0-0-0		0-0-0		
6-18-0	0-0-0	1-2-0		NON-CONFERENCE		0-0-0		0-2-0		5-14-0		
4-10-0	0-0-0	0-0-0		HOME		0-0-0		0-1-0		4-9-0		
1-8-0	0-0-0	0-0-		AWAY		0-0-0		0-1-0		1-5-0		
1-0-0	0-0-0	1-0-0		NEUTRAL		0-0-0		0-0-0		0-0-0		
3-12-0	0-0-0	0-0-0		CONFERENCE		0-0-0		0-3-0		3-9-0		
1-5-0	0-0-0	0-0-0		HOME		0-0-0		0-3-0		1-2-0		
2-7-0	0-0-0	0-0-0		AWAY		0-0-0		0-0-0		2-7-0		
0-0-0	0-0-0	0-0-0		NEUTRAL		0-0-0		0-0-0		0-0-0		
RPI	S	Opponent	Score	RPI	S	Opponent	Score	RPI	S	Opponent	Score	
				29	A	East Carolina	2 11					
				39	A	UNCG	2 6					
				39	N	UNCG	9 8					
								145	H	Florida A&M	3 5	
								145	H	Florida A&M	11 22	
								145	H	Florida A&M	7 17	
								146	A	Gardner-Webb	6 10	
								146	H	Gardner-Webb	0 1	
								161	H	Navy	4 11	
								161	H	Navy	8 14	
								161	H	Navy	1 6	
								165	A	Charlotte	9 7	
								177	A	Winthrop	0 7	
								177	H	Winthrop	4 15	
								183	A	Campbell	8 10	
								183	A	Campbell	3 15	
								183	A	Campbell	1 14	
								201	H	Elon	8 7	
								209	H	Albany (NY)	13 4	
								209	H	Albany (NY)	3 14	
								209	H	Albany (NY)	2 9	
								212	A	Bethune-Cookman	2 4	
								212	A	Bethune-Cookman	7 9	
								212	A	Bethune-Cookman	14 10	
				LAST 15 GAMES								
				271	A	N.C. Central	4 8	201	H	Elon	8 7	
				271	A	N.C. Central	3 4	279	A	ETSU	5 15	
				271	A	N.C. Central	0 8	291	A	Savannah St.	1 6	
				165	A	Charlotte	9 7					
				145	H	Florida A&M	7 17					
								247	H	Appalachian St.	6 7	
								271	A	N.C. Central	0 8	
								271	A	N.C. Central	4 8	
								271	A	N.C. Central	3 4	
								271	H	N.C. Central	4 7	
								271	H	N.C. Central	6 8	

Non-Div. I Games:

N.C. A&amp;T



145	H	Florida A&M	3	5
145	H	Florida A&M	11	22

RPI	S	Opponent	Score	
271	H	N.C. Central	15	2
278	H	Iona	12	5
278	H	Iona	14	13
278	H	Iona	3	7
279	A	ETSU	5	15
279	H	ETSU	5	17
291	A	Savannah St.	3	4
291	A	Savannah St.	7	5
291	A	Savannah St.	1	6



Average RPI Win: 256		WON-LOST	WINNING	LAST 15	STRENGTH OF		OPP. STRENGTH	TEAM	ADJ		CONF.	ADJ CONF.
Average RPI Loss: 191		RECORD	PCT. RANK	GAMES	SCHEDULE		OF SCHEDULE	RPI	RPI		RPI	RPI
DIV. I ONLY		9-28-0	.24324	284	3-12-0		240	282	291		31	31
DIV. I NON-CONF.		5-20-0	.2	281	0-6-0		231	294	290		32	32
TOTALS		RPI 1-25	RPI 26-50		W-L RECORDS		RPI 51-100		RPI 101-150		RPI 150+	
9-28-0		0-0-0	0-0-0		OVERALL		0-2-0		1-10-0		8-16-0	
5-11-0		0-0-0	0-0-0		HOME		0-0-0		1-4-0		4-7-0	
4-14-0		0-0-0	0-0-0		AWAY		0-1-0		0-5-0		4-8-0	
0-3-0		0-0-0	0-0-0		NEUTRAL		0-1-0		0-1-0		0-1-0	
5-20-0		0-0-0	0-0-0		NON-CONFERENCE		0-2-0		0-8-0		5-10-0	
2-8-0		0-0-0	0-0-0		HOME		0-0-0		0-2-0		2-6-0	
3-9-0		0-0-0	0-0-		AWAY		0-1-0		0-5-0		3-3-0	
0-3-0		0-0-0	0-0-0		NEUTRAL		0-1-0		0-1-0		0-1-0	
4-8-0		0-0-0	0-0-0		CONFERENCE		0-0-0		1-2-0		3-6-0	
3-3-0		0-0-0	0-0-0		HOME		0-0-0		1-2-0		2-1-0	
1-5-0		0-0-0	0-0-0		AWAY		0-0-0		0-0-0		1-5-0	
0-0-0		0-0-0	0-0-0		NEUTRAL		0-0-0		0-0-0		0-0-0	
RPI S	Opponent	Score	RPI S	Opponent	Score	RPI S	Opponent	Score	RPI S	Opponent	Score	
						76 A	North Florida	4 7	112 A	Mercer	6 16	
						100 N	Iowa	4 14	116 A	Ga. Southern	1 16	
									125 N	Seton Hall	3 4	
									126 A	Longwood	5 6	
									126 A	Longwood	4 9	
									126 A	Longwood	6 7	
									129 H	Ball St.	1 10	
									129 H	Ball St.	3 7	
									145 H	Florida A&M	2 7	
									145 H	Florida A&M	5 12	
									145 H	Florida A&M	2 1	
									179 A	Presbyterian	1 16	
									212 A	Bethune-Cookman	0 3	
									212 A	Bethune-Cookman	6 7	
									212 A	Bethune-Cookman	7 12	
									221 H	St. Bonaventure	1 10	
									221 H	St. Bonaventure	7 1	
									221 H	St. Bonaventure	2 9	
									221 H	St. Bonaventure	4 7	
									230 A	Georgia St.	10 6	
									230 A	Georgia St.	1 4	
									243 H	Charleston So.	4 10	
									262 H	LIU Brooklyn	3 11	
									262 H	LIU Brooklyn	3 4	
									262 H	LIU Brooklyn	3 2	
									271 A	N.C. Central	5 9	
									271 A	N.C. Central	1 2	
LAST 15 GAMES												
						126 A	Longwood	6 7	116 A	Ga. Southern	1 16	
						126 A	Longwood	5 6	290 H	N.C. A&T	6 1	
						126 A	Longwood	4 9	290 H	N.C. A&T	5 7	
						243 H	Charleston So.	4 10				
						212 A	Bethune-Cookman	6 7				

Non-Div. I Games:

Savannah St.



212	A	Bethune-Cookman	7	12
212	A	Bethune-Cookman	0	3

RPI	S	Opponent	Score	
271	A	N.C. Central	4	2
283	N	Bowling Green	1	10
290	H	N.C. A&T	5	7
290	H	N.C. A&T	4	3
290	H	N.C. A&T	6	1
298	A	Alabama A&M	3	2
298	A	Alabama A&M	9	12
298	A	Alabama A&M	17	12



Average RPI Win: 295		WON-LOST	WINNING	LAST 15	STRENGTH OF		OPP. STRENGTH	TEAM	ADJ	CONF.	ADJ CONF.
Average RPI Loss: 213		RECORD	PCT. RANK	GAMES	SCHEDULE		OF SCHEDULE	RPI	RPI	RPI	RPI
DIV. I ONLY		9-26-0	.25714	278	7-8-0		269	299	292	.37798	292
DIV. I NON-CONF.		0-21-0	0	296	0-4-0		208	291	299	.35159	299
TOTALS		RPI 1-25	RPI 26-50		W-L RECORDS		RPI 51-100		RPI 101-150		RPI 150+
9-26-0		0-0-0	0-0-0		OVERALL		0-0-0		0-4-0		9-22-0
5-11-0		0-0-0	0-0-0		HOME		0-0-0		0-0-0		5-11-0
4-11-0		0-0-0	0-0-0		AWAY		0-0-0		0-4-0		4-7-0
0-4-0		0-0-0	0-0-0		NEUTRAL		0-0-0		0-0-0		0-4-0
0-21-0		0-0-0	0-0-0		NON-CONFERENCE		0-0-0		0-4-0		0-17-0
0-7-0		0-0-0	0-0-0		HOME		0-0-0		0-0-0		0-7-0
0-10-0		0-0-0	0-0-		AWAY		0-0-0		0-4-0		0-6-0
0-4-0		0-0-0	0-0-0		NEUTRAL		0-0-0		0-0-0		0-4-0
9-5-0		0-0-0	0-0-0		CONFERENCE		0-0-0		0-0-0		9-5-0
5-4-0		0-0-0	0-0-0		HOME		0-0-0		0-0-0		5-4-0
4-1-0		0-0-0	0-0-0		AWAY		0-0-0		0-0-0		4-1-0
0-0-0		0-0-0	0-0-0		NEUTRAL		0-0-0		0-0-0		0-0-0
RPI S	Opponent	Score	RPI S	Opponent	Score	RPI S	Opponent	Score	RPI S	Opponent	Score
									146 A	Gardner-Webb	6 7
									146 A	Gardner-Webb	0 9
									146 A	Gardner-Webb	0 8
									146 A	Gardner-Webb	1 7
									154 A	Delaware	2 4
									154 A	Delaware	3 8
									161 A	Navy	4 20
									161 H	Navy	4 16
									171 N	UMass Lowell	0 3
									186 H	Marist	2 4
									186 H	Marist	3 4
									186 H	Marist	0 15
									207 N	Fairfield	2 8
									207 N	Fairfield	1 14
									207 N	Fairfield	3 17
									210 A	George Washington	0 8
									237 H	Rider	7 11
									254 H	Towson	1 8
									261 A	Villanova	1 2
									276 A	La Salle	5 6
									276 H	La Salle	2 4
									288 A	Norfolk St.	9 5
									288 A	Norfolk St.	5 3
									288 H	Norfolk St.	0 6
									288 H	Norfolk St.	6 5
									288 H	Norfolk St.	2 6
									294 H	UMES	2 5
LAST 15 GAMES											
						299 H	Coppin St.	10 9	276 H	La Salle	2 4
						299 H	Coppin St.	5 4	294 H	UMES	5 14
						299 H	Coppin St.	14 4	294 H	UMES	4 3
						161 H	Navy	4 16			
						288 H	Norfolk St.	6 5			

Non-Div. I Games:

Delaware St.



Delaware St.

288 H Norfolk St.	2	6
288 H Norfolk St.	0	6

Through Games Of April 17, 2016

RPI	S	Opponent	Score	
294	H	UMES	4	3
294	H	UMES	5	14
299	A	Coppin St.	15	5
299	A	Coppin St.	14	6
299	A	Coppin St.	0	3
299	H	Coppin St.	10	9
299	H	Coppin St.	14	4
299	H	Coppin St.	5	4

Delaware St.

D  
e  
l  
a  
w  
a  
r  
e  
s  
t  
.

D  
e  
l  
a  
w  
a  
r  
e  
s  
t  
.



Average RPI Win: 279		WON-LOST RECORD		WINNING PCT. RANK		LAST 15 GAMES		STRENGTH OF SCHEDULE		OPP. STRENGTH OF SCHEDULE		TEAM RPI		ADJ RPI		CONF. RPI		ADJ CONF. RPI	
DIV. I ONLY		7-22-0		.24138 285		1-12-0		292		295		293		.36742 293		32		32	
DIV. I NON-CONF.		1-9-0		.1 295		0-2-0		159		194		284		.41097 284		31		31	
TOTALS		RPI 1-25		RPI 26-50		W-L RECORDS		RPI 51-100		RPI 101-150		RPI 150+							
7-22-0		0-1-0		0-0-0		OVERALL		0-3-0		0-0-0		7-18-0							
2-3-0		0-0-0		0-0-0		HOME		0-0-0		0-0-0		2-3-0							
3-17-0		0-1-0		0-0-0		AWAY		0-2-0		0-0-0		3-14-0							
2-2-0		0-0-0		0-0-0		NEUTRAL		0-1-0		0-0-0		2-1-0							
1-9-0		0-1-0		0-0-0		NON-CONFERENCE		0-3-0		0-0-0		1-5-0							
0-0-0		0-0-0		0-0-0		HOME		0-0-0		0-0-0		0-0-0							
1-7-0		0-1-0		0-0-		AWAY		0-2-0		0-0-0		1-4-0							
0-2-0		0-0-0		0-0-0		NEUTRAL		0-1-0		0-0-0		0-1-0							
6-13-0		0-0-0		0-0-0		CONFERENCE		0-0-0		0-0-0		6-13-0							
2-3-0		0-0-0		0-0-0		HOME		0-0-0		0-0-0		2-3-0							
2-10-0		0-0-0		0-0-0		AWAY		0-0-0		0-0-0		2-10-0							
2-0-0		0-0-0		0-0-0		NEUTRAL		0-0-0		0-0-0		2-0-0							
RPI	S	Opponent		Score		RPI	S	Opponent		Score		RPI	S	Opponent		Score			
4	A	Texas A&M		0 11															

Non-Div. I Games: Wiley 20 10 Wiley 8 7

Prairie View



289	H	Texas Southern	3	11
174	A	Houston Baptist	3	5

P  
r  
a  
i  
r  
i  
e  
V  
i  
e  
w

P  
r  
a  
i  
r  
i  
e  
V  
i  
e  
w







299 A Coppin St.	4	16
299 A Coppin St.	1	3

RPI	S	Opponent	Score	
299	A	Coppin St.	7	3
299	A	Coppin St.	6	12
299	A	Coppin St.	1	3
299	H	Coppin St.	4	3
299	H	Coppin St.	1	3



Average RPI Win: 242		WON-LOST	WINNING	LAST 15	STRENGTH OF		OPP. STRENGTH	TEAM	ADJ	CONF.	ADJ CONF.
Average RPI Loss: 207		RECORD	PCT. RANK	GAMES	SCHEDULE		OF SCHEDULE	RPI	RPI	RPI	RPI
DIV. I ONLY		5-26-0	.16129	296	1-14-0		287	275	295	.35882	295
DIV. I NON-CONF.		4-18-0	.18182	285	0-8-0		292	286	294	.3716	294
TOTALS		RPI 1-25	RPI 26-50		W-L RECORDS		RPI 51-100		RPI 101-150		RPI 150+
5-26-0	0-0-0	0-1-0		OVERALL		0-0-0		0-1-0		5-24-0	
1-7-0	0-0-0	0-0-0		HOME		0-0-0		0-0-0		1-7-0	
3-16-0	0-0-0	0-1-0		AWAY		0-0-0		0-1-0		3-14-0	
1-3-0	0-0-0	0-0-0		NEUTRAL		0-0-0		0-0-0		1-3-0	
4-18-0	0-0-0	0-1-0		NON-CONFERENCE		0-0-0		0-1-0		4-16-0	
0-2-0	0-0-0	0-0-0		HOME		0-0-0		0-0-0		0-2-0	
3-13-0	0-0-0	0-0-		AWAY		0-0-0		0-1-0		3-11-0	
1-3-0	0-0-0	0-0-0		NEUTRAL		0-0-0		0-0-0		1-3-0	
1-8-0	0-0-0	0-0-0		CONFERENCE		0-0-0		0-0-0		1-8-0	
1-5-0	0-0-0	0-0-0		HOME		0-0-0		0-0-0		1-5-0	
0-3-0	0-0-0	0-0-0		AWAY		0-0-0		0-0-0		0-3-0	
0-0-0	0-0-0	0-0-0		NEUTRAL		0-0-0		0-0-0		0-0-0	
RPI S	Opponent	Score	RPI S	Opponent	Score	RPI S	Opponent	Score	RPI S	Opponent	Score
			49 A	Wake Forest	2 8				125 A	Seton Hall	4 5
									158 A	Stony Brook	3 7
									175 H	Monmouth	1 4
									175 H	Monmouth	7 11
									175 H	Monmouth	8 7
									194 A	Canisius	0 9
									194 A	Canisius	7 11
									194 A	Canisius	7 8
									195 H	Niagara	2 21
									195 H	Niagara	0 11
									195 H	Niagara	0 13
									198 A	Richmond	2 12
									198 A	Richmond	0 10
									198 N	Richmond	6 12
									206 A	Fordham	2 0
									209 A	Albany (NY)	5 17
									209 A	Albany (NY)	0 5
									209 A	Albany (NY)	2 5
									213 H	Hofstra	4 11
									232 N	Harvard	1 7
									246 A	Wagner	6 13
									256 A	NJIT	0 16
									256 H	NJIT	7 11
									261 A	Villanova	5 1
									261 A	Villanova	3 7
									272 A	Lehigh	3 6
									276 A	La Salle	7 3
LAST 15 GAMES			209 A	Albany (NY)	2 5	213 H	Hofstra	4 11	256 H	NJIT	7 11
			209 A	Albany (NY)	5 17	256 A	NJIT	0 16	261 A	Villanova	5 1
			209 A	Albany (NY)	0 5	195 H	Niagara	0 11	261 A	Villanova	3 7
			246 A	Wagner	6 13				272 A	Lehigh	3 6
			175 H	Monmouth	7 11				276 A	La Salle	7 3

Non-Div. I Games:

Saint Peter's



175	H	Monmouth	8	7
175	H	Monmouth	1	4

RPI	S	Opponent	Score	
276	A	La Salle	0	1
294	N	UMES	5	17
294	N	UMES	10	8

Saint Peter's

S  
a  
i  
n  
t  
P  
e  
t  
e  
r  
'  
s

S  
a  
i  
n  
t  
P  
e  
t  
e  
r  
'  
s



Average RPI Win: 260		WON-LOST RECORD	WINNING PCT. RANK		LAST 15 GAMES	STRENGTH OF SCHEDULE		OPP. STRENGTH OF SCHEDULE		TEAM RPI	ADJ RPI		CONF. RPI	ADJ CONF. RPI					
Average RPI Loss: 211																			
DIV. I ONLY		7-21-0	.25	282	4-10-0	291		285		296	.35524	296	32	32					
DIV. I NON-CONF.		1-7-0	.125	292	0-2-0	73		9		225	.45734	225	31	31					
TOTALS		RPI 1-25	RPI 26-50		W-L RECORDS		RPI 51-100		RPI 101-150		RPI 150+								
7-21-0		0-1-0	0-0-0		OVERALL		0-3-0		1-2-0		6-15-0								
5-10-0		0-0-0	0-0-0		HOME		0-0-0		0-0-0		5-10-0								
2-7-0		0-1-0	0-0-0		AWAY		0-2-0		1-2-0		1-2-0								
0-4-0		0-0-0	0-0-0		NEUTRAL		0-1-0		0-0-0		0-3-0								
1-7-0		0-1-0	0-0-0		NON-CONFERENCE		0-3-0		1-2-0		0-1-0								
0-0-0		0-0-0	0-0-0		HOME		0-0-0		0-0-0		0-0-0								
1-6-0		0-1-0	0-0-		AWAY		0-2-0		1-2-0		0-1-0								
0-1-0		0-0-0	0-0-0		NEUTRAL		0-1-0		0-0-0		0-0-0								
6-14-0		0-0-0	0-0-0		CONFERENCE		0-0-0		0-0-0		6-14-0								
5-10-0		0-0-0	0-0-0		HOME		0-0-0		0-0-0		5-10-0								
1-1-0		0-0-0	0-0-0		AWAY		0-0-0		0-0-0		1-1-0								
0-3-0		0-0-0	0-0-0		NEUTRAL		0-0-0		0-0-0		0-3-0								
RPI	S	Opponent	Score		RPI	S	Opponent	Score		RPI	S	Opponent	Score						
13	A	LSU	1	11						121	A	Auburn	6	5					
							57	A	New Orleans	4	14	121	A	Auburn	6	18			
							62	A	Southeastern La.	2	18	121	A	Auburn	0	7			
							90	N	Louisiana Tech	0	15	121	A	Auburn	8	9			
												226	A	Nicholls St.	11	16			
												242	H	Grambling	7	11			
												242	H	Grambling	8	10			
												242	H	Grambling	9	10			
												242	H	Grambling	5	9			
												242	H	Grambling	10	3			
												242	N	Grambling	0	15			
												281	N	Jackson St.	0	4			
												282	H	Ark.-Pine Bluff	5	3			
												282	H	Ark.-Pine Bluff	9	10			
												282	H	Ark.-Pine Bluff	2	7			
												284	N	Alcorn	2	6			
												289	H	Texas Southern	2	5			
												289	H	Texas Southern	5	6			
												289	H	Texas Southern	5	13			
												293	A	Prairie View	1	7			
												293	A	Prairie View	9	2			
												293	H	Prairie View	13	9			
												293	H	Prairie View	4	1			
												293	H	Prairie View	16	5			
LAST 15 GAMES																			
					293	H	Prairie View	13	9	289	H	Texas Southern	5	6	293	H	Prairie View	4	1
					293	H	Prairie View	16	5	289	H	Texas Southern	2	5	293	H	Prairie View	16	5
					293	H	Prairie View	4	1	289	H	Texas Southern	5	13					
					242	H	Grambling	11	16										
					242	H	Grambling	8	10										
Non-Div. I Games:		Selma	12	6	Loyola (LA)	5	4	Selma	10	0	Selma	4	3	Southern U.					



242	H	Grambling	7	11
13	A	LSU	1	11

S  
o  
u  
t  
h  
e  
r  
n  
U  
.

S  
o  
u  
t  
h  
e  
r  
n  
U  
.



Average RPI Win:		251	WON-LOST RECORD		WINNING PCT. RANK		LAST 15 GAMES		STRENGTH OF SCHEDULE		OPP. STRENGTH OF SCHEDULE		TEAM RPI		ADJ RPI		CONF. RPI		ADJ CONF. RPI		
Average RPI Loss:		226																			
DIV. I ONLY			5-26-0		.16129 296		3-12-0		290		290		297		.34763 297		28		28		
DIV. I NON-CONF.			2-13-0		.13333 291		1-4-0		283		297		298		.35352 298		28		28		
TOTALS		RPI 1-25		RPI 26-50		W-L RECORDS		RPI 51-100		RPI 101-150		RPI 150+									
5-26-0		0-0-0		0-1-0		OVERALL		0-3-0		0-0-0		5-22-0									
2-10-0		0-0-0		0-0-0		HOME		0-0-0		0-0-0		2-10-0									
3-16-0		0-0-0		0-1-0		AWAY		0-3-0		0-0-0		3-12-0									
0-0-0		0-0-0		0-0-0		NEUTRAL		0-0-0		0-0-0		0-0-0									
2-13-0		0-0-0		0-1-0		NON-CONFERENCE		0-3-0		0-0-0		2-9-0									
1-3-0		0-0-0		0-0-0		HOME		0-0-0		0-0-0		1-3-0									
1-10-0		0-0-0		0-0-		AWAY		0-3-0		0-0-0		1-6-0									
0-0-0		0-0-0		0-0-0		NEUTRAL		0-0-0		0-0-0		0-0-0									
3-13-0		0-0-0		0-0-0		CONFERENCE		0-0-0		0-0-0		3-13-0									
1-7-0		0-0-0		0-0-0		HOME		0-0-0		0-0-0		1-7-0									
2-6-0		0-0-0		0-0-0		AWAY		0-0-0		0-0-0		2-6-0									
0-0-0		0-0-0		0-0-0		NEUTRAL		0-0-0		0-0-0		0-0-0									
RPI	S	Opponent		Score		RPI	S	Opponent		Score		RPI	S	Opponent		Score					
				49	A	Wake Forest	2		8	82	A	Jacksonville	7		15	208	A	UMBC	3		9
										82	A	Jacksonville	3		14	208	A	UMBC	1		3
										82	A	Jacksonville	2		13	208	H	UMBC	5		3
																227	A	Central Conn. St.	4		19
																227	A	Central Conn. St.	0		2
																227	A	Central Conn. St.	6		4
																227	A	Central Conn. St.	0		6
																240	H	Buffalo	0		15
																240	H	Buffalo	0		2
																246	H	Wagner	6		14
																246	H	Wagner	0		2
																246	H	Wagner	4		17
																246	H	Wagner	4		20
																254	A	Towson	7		8
																267	A	Fairleigh Dickinson	4		9
																267	A	Fairleigh Dickinson	3		4
																267	A	Fairleigh Dickinson	13		6
																267	A	Fairleigh Dickinson	0		6
																267	H	Fairleigh Dickinson	5		2
																267	H	Fairleigh Dickinson	0		1
																267	H	Fairleigh Dickinson	1		4
																267	H	Fairleigh Dickinson	2		17
				LAST 15 GAMES												267	H	Fairleigh Dickinson	2		17
				267	H	Fairleigh Dickinson	0		1	227	A	Central Conn. St.	4		19	287	A	UNC Asheville	5		8
				267	H	Fairleigh Dickinson	5		2	294	A	UMES	2		9	287	A	UNC Asheville	2		8
				267	H	Fairleigh Dickinson	1		4	208	H	UMBC	5		3	287	A	UNC Asheville	2		1
				267	H	Fairleigh Dickinson	2		17							294	A	UMES	2		9
				227	A	Central Conn. St.	6		4							299	H	Coppin St.	9		12

**Non-Div. I Games:**

Mt. St. Mary's



227 A Central Conn. St.	0	6
227 A Central Conn. St.	0	2

M  
t  
.  
S  
t  
.  
M  
a  
r  
y  
'  
s

M  
t  
.  
S  
t  
.  
M  
a  
r  
y  
'  
s



Alabama  
A & M

Alabama A&amp;M



204	A	Tennessee Tech	6	11
282	A	Ark.-Pine Bluff	2	5

RPI	S	Opponent	Score	
284	H	Alcorn	13	15
291	H	Savannah St.	12	9
291	H	Savannah St.	2	3
291	H	Savannah St.	12	17
300	A	Mississippi Val.	12	10
300	A	Mississippi Val.	5	2
300	H	Mississippi Val.	1	2
300	H	Mississippi Val.	17	4
300	H	Mississippi Val.	10	6
300	H	Mississippi Val.	10	11

Alabama A&M

A  
l  
a  
b  
a  
m  
a  
A  
&  
M

A  
l  
a  
b  
a  
m  
a  
A  
&  
M



Average RPI Win:	286	WON-LOST RECORD	WINNING PCT. RANK	LAST 15 GAMES	STRENGTH OF SCHEDULE	OPP. STRENGTH OF SCHEDULE	TEAM RPI	ADJ RPI	CONF. RPI	ADJ CONF. RPI	
Average RPI Loss:	255										
DIV. I ONLY	9-26-0	.25714	278	5-10-0	300	298	300	.32021	299	31	31
DIV. I NON-CONF.	3-17-0	.15	289	1-3-0	298	292	300	.33043	300	32	32
TOTALS	RPI 1-25	RPI 26-50	W-L RECORDS		RPI 51-100	RPI 101-150		RPI 150+			
9-26-0	0-0-0	0-0-0	OVERALL		0-0-0	0-0-0		9-26-0			
6-13-0	0-0-0	0-0-0	HOME		0-0-0	0-0-0		6-13-0			
2-11-0	0-0-0	0-0-0	AWAY		0-0-0	0-0-0		2-8-0			
1-2-0	0-0-0	0-0-0	NEUTRAL		0-0-0	0-0-0		1-2-0			
3-17-0	0-0-0	0-0-0	NON-CONFERENCE		0-0-0	0-0-0		3-17-0			
1-8-0	0-0-0	0-0-0	HOME		0-0-0	0-0-0		1-8-0			
1-7-0	0-0-0	0-0-	AWAY		0-0-0	0-0-0		1-7-0			
1-2-0	0-0-0	0-0-0	NEUTRAL		0-0-0	0-0-0		1-2-0			
6-9-0	0-0-0	0-0-0	CONFERENCE		0-0-0	0-0-0		6-9-0			
5-5-0	0-0-0	0-0-0	HOME		0-0-0	0-0-0		5-5-0			
1-4-0	0-0-0	0-0-0	AWAY		0-0-0	0-0-0		1-4-0			
0-0-0	0-0-0	0-0-0	NEUTRAL		0-0-0	0-0-0		0-0-0			
RPI S	Opponent	Score	RPI S	Opponent	Score	RPI S	Opponent	Score	RPI S	Opponent	Score
							162 H Georgetown	4		5	
							208 A UMBC	3		12	
							213 H Hofstra	4		17	
							213 H Hofstra	0		17	
							213 H Hofstra	0		15	
							230 A Georgia St.	0		13	
							230 A Georgia St.	0		12	
							230 A Georgia St.	4		22	
							230 A Georgia St.	0		17	
							254 A Towson	7		8	
							255 N NYIT	7		14	
							255 N NYIT	2		5	
							255 N NYIT	10		4	
							256 H NJIT	2		9	
							256 H NJIT	4		5	
							256 H NJIT	2		3	
							267 H Fairleigh Dickinson	15		8	
							267 H Fairleigh Dickinson	24		35	
							272 A Lehigh	4		10	
							288 H Norfolk St.	3		6	
							288 H Norfolk St.	11		7	
							288 H Norfolk St.	2		12	
							292 A Delaware St.	9		10	
							292 A Delaware St.	4		5	
							292 A Delaware St.	4		14	
							292 H Delaware St.	6		14	
							292 H Delaware St.	3		0	
LAST 15 GAMES											
							292 A Delaware St.	9		10	
							292 A Delaware St.	4		5	
							292 A Delaware St.	4		14	
							267 H Fairleigh Dickinson	24		35	
							267 H Fairleigh Dickinson	15		8	
							294 H UMES	16		4	
							294 H UMES	3		1	
							272 A Lehigh	4		10	

Non-Div. I Games:

Coppin St.



Coppin St.

294	H	UMES	12	6
294	H	UMES	3	7

Through Games Of April 17, 2016

RPI	S	Opponent	Score	
292	H	Delaware St.	5	15
294	A	UMES	3	1
294	A	UMES	3	4
294	H	UMES	3	7
294	H	UMES	16	4
294	H	UMES	3	1
294	H	UMES	12	6
297	A	Mt. St. Mary's	12	9

Coppin St.

C  
o  
p  
p  
i  
n  
s  
t  
.

C  
o  
p  
p  
i  
n  
s  
t  
.



Average RPI Win: 291		WON-LOST RECORD		WINNING PCT. RANK		LAST 15 GAMES		STRENGTH OF SCHEDULE		OPP. STRENGTH OF SCHEDULE		TEAM RPI		ADJ RPI		CONF. RPI		ADJ CONF. RPI	
DIV. I ONLY		4-25-0		.13793 299		2-11-0		298		291		299		.3201 300		32		32	
DIV. I NON-CONF.		0-11-0		0 296		0-3-0		214		213		297		.35397 297		31		31	
TOTALS		RPI 1-25		RPI 26-50		W-L RECORDS		RPI 51-100		RPI 101-150		RPI 150+							
4-25-0		0-1-0		0-0-0		OVERALL		0-0-0		0-6-0		4-18-0							
2-6-0		0-0-0		0-0-0		HOME		0-0-0		0-0-0		2-6-0							
2-19-0		0-1-0		0-0-0		AWAY		0-0-0		0-6-0		2-12-0							
0-0-0		0-0-0		0-0-0		NEUTRAL		0-0-0		0-0-0		0-0-0							
0-11-0		0-1-0		0-0-0		NON-CONFERENCE		0-0-0		0-3-0		0-7-0							
0-0-0		0-0-0		0-0-0		HOME		0-0-0		0-0-0		0-0-0							
0-11-0		0-1-0		0-0-		AWAY		0-0-0		0-3-0		0-7-0							
0-0-0		0-0-0		0-0-0		NEUTRAL		0-0-0		0-0-0		0-0-0							
4-14-0		0-0-0		0-0-0		CONFERENCE		0-0-0		0-3-0		4-11-0							
2-6-0		0-0-0		0-0-0		HOME		0-0-0		0-0-0		2-6-0							
2-8-0		0-0-0		0-0-0		AWAY		0-0-0		0-3-0		2-5-0							
0-0-0		0-0-0		0-0-0		NEUTRAL		0-0-0		0-0-0		0-0-0							
RPI	S	Opponent		Score		RPI	S	Opponent		Score		RPI	S	Opponent		Score			
17	A	Mississippi St.		1	16							120	A	Little Rock		3	20		
												128	A	Arkansas		4	21		
												128	A	Arkansas		0	20		
												149	A	Alabama St.		2	27		
												149	A	Alabama St.		0	3		
												149	A	Alabama St.		3	11		
												226	A	Nicholls St.		3	13		
												226	A	Nicholls St.		1	15		
												226	A	Nicholls St.		1	6		
												226	A	Nicholls St.		2	18		
												228	A	Lipscomb		1	7		
												228	A	Lipscomb		3	16		
												228	A	Lipscomb		1	11		
												281	H	Jackson St.		9	19		
												281	H	Jackson St.		3	10		
												281	H	Jackson St.		5	16		
												284	A	Alcorn		4	12		
												284	A	Alcorn		2	9		
												284	A	Alcorn		4	11		
												284	H	Alcorn		3	10		
												284	H	Alcorn		6	5		
												284	H	Alcorn		5	1		
												298	A	Alabama A&M		4	17		
												298	A	Alabama A&M		11	10		
												298	A	Alabama A&M		2	1		
												298	A	Alabama A&M		6	10		
												284	A	Alcorn		2	9		
												281	H	Jackson St.		9	19		
												281	H	Jackson St.		5	16		
												281	H	Jackson St.		3	10		
												298	A	Alabama A&M		2	1		
												298	A	Alabama A&M		6	10		
												298	H	Alabama A&M		10	12		
Non-Div. I Games:		Tougaloo		16	3	Delta St.		4	12	Tougaloo		18	8	Delta St.		1	16		
																	Mississippi Val.		



Mississippi Val.

284	A	Alcorn	4	12
284	A	Alcorn	4	11

Through Games Of April 17, 2016

RPI	S	Opponent	Score
298	H	Alabama A&M	2 5

Mississippi Val.

M  
i  
s  
s  
i  
s  
s  
i  
p  
p  
i  
V  
a  
l  
.

M  
i  
s  
s  
i  
s  
s  
i  
p  
p  
i  
V  
a  
l  
.