



# Transfer Portal Insights Specific to Division I FCS Football

Prepared for AFCA Convention, January 2022

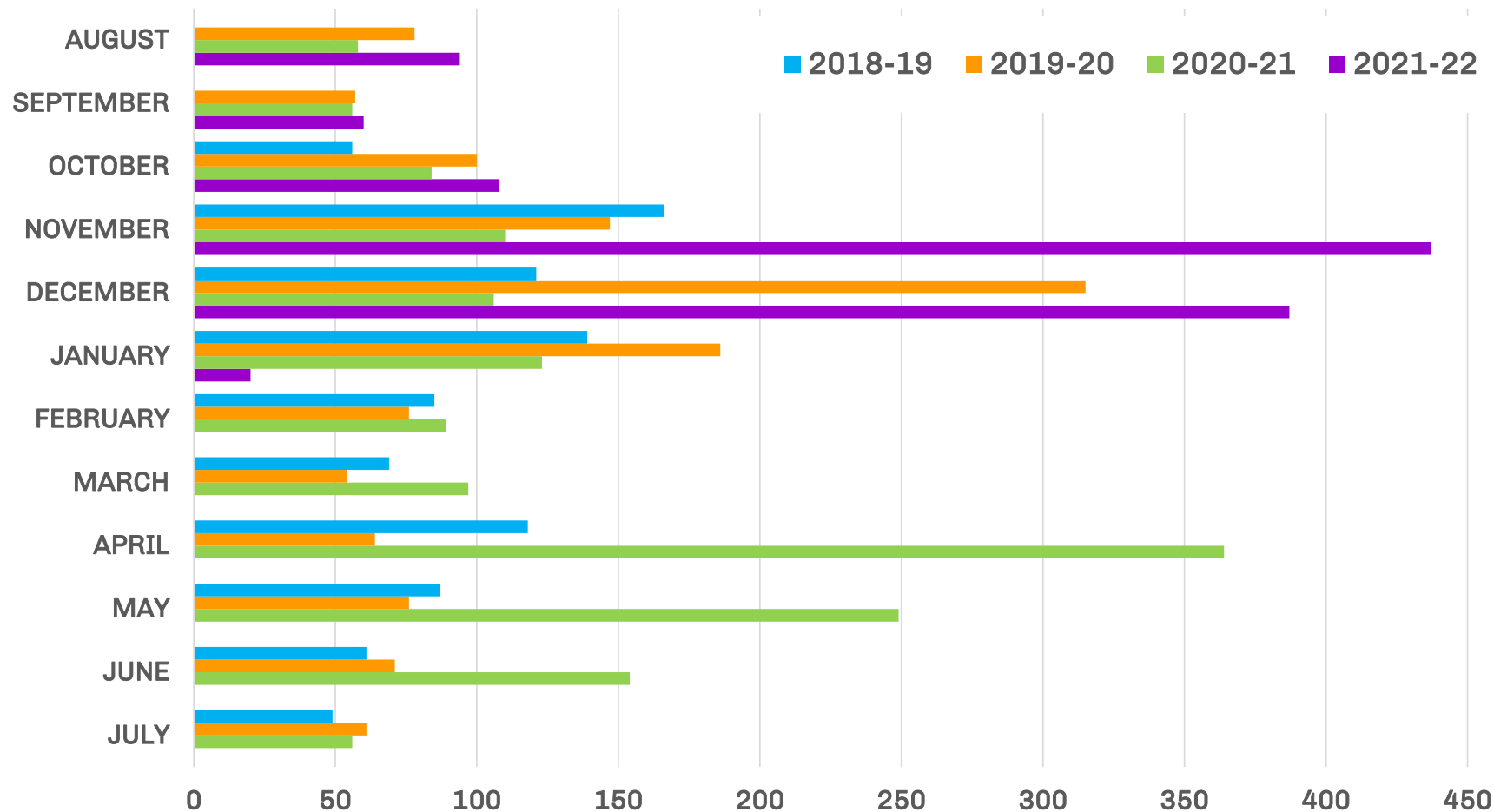


RESEARCH

## Key Points About Transfer Portal Data

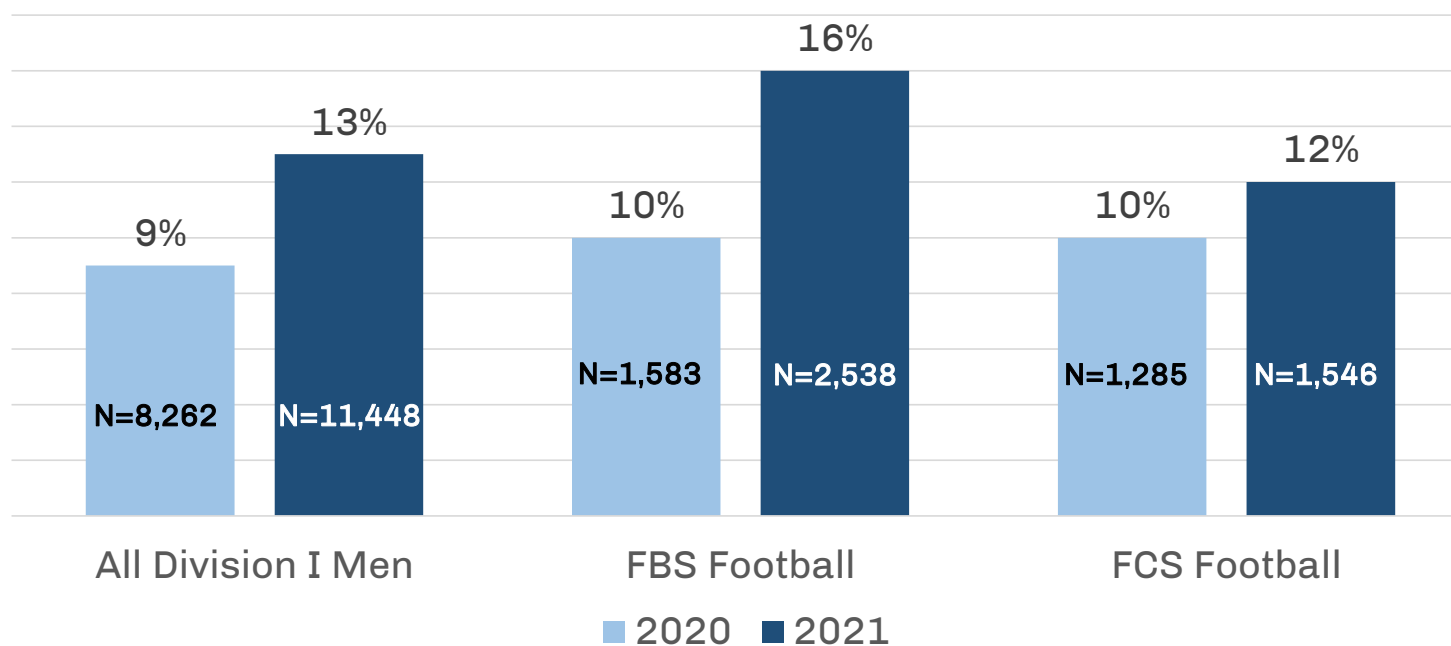
- ▶ The Transfer Portal's entry year spans Aug. 1 - July 31.
- ▶ The year listed when describing trends reflects the latter year of data entry. For example, 2021 data refers to those who were entered into the portal between 8/1/2020 and 7/31/2021.
- ▶ Transfer Portal records are managed by the institution's compliance office.
- ▶ A student-athlete's record will show as active upon entry in the transfer portal and will remain active unless the student-athlete matriculates to another NCAA member institution or the record is withdrawn.

# Timing of Division I FCS Football Student-Athletes Entering the Transfer Portal



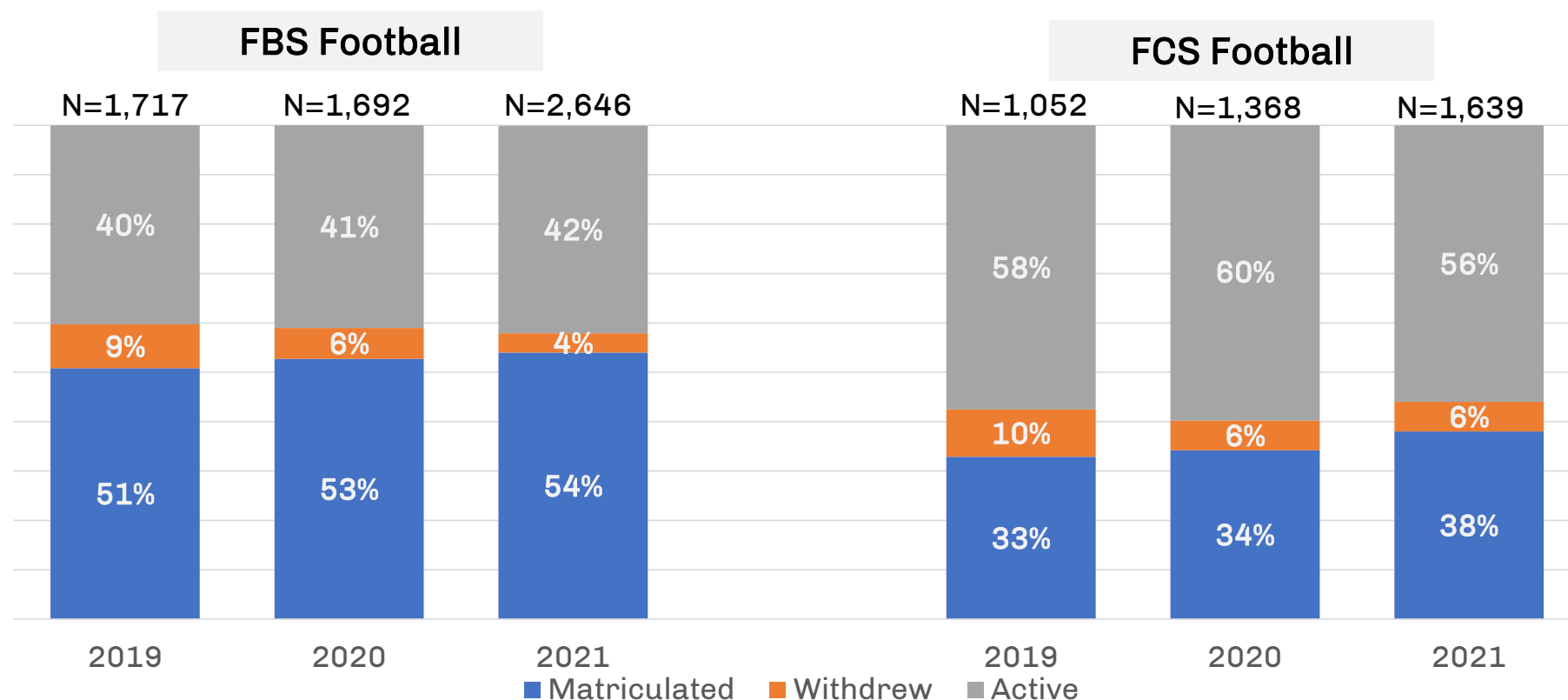
Notes: Those who were entered and subsequently withdrawn from the portal are not included. Data updated 1/5/2022.

## Percent of Division I Men's Sport Student-Athletes Entering the Transfer Portal



Notes: Those who were entered and subsequently withdrawn from the portal are not included. Indoor/outdoor track entrants counted only once. Percent based on total number of Division I men's sport participants with indoor track removed, N=87,007 in 2020 and 88,003 in 2021 and the number of Division I men's football participants, FBS N=15,737 in 2020 and 16,153 in 2021; FCS N=13,497 in 2020 and 13,307 in 2021 as reported in the [NCAA Sports Sponsorship and Participation Rates Database](#) (Dec. 2021). The Transfer Portal fiscal year is Aug. 1-July 31; the 2021 data spans Aug. 1, 2020 through July 31, 2021. Data updated 1/5/2022.

## Status of Division I Football Transfer Portal Entrants



Notes: Status as of 1/5/2022. Those listed as “matriculated” transferred to an NCAA-member institution as a student-athlete and their matriculation was recorded in the Transfer Portal by compliance staff at the receiving institution.



## Percent of Division I Men's Sports Transfer Portal Entrants on Athletics Aid

	2020	2021
Basketball	84%	86%
Golf	77%	81%
Tennis	73%	75%
Ice Hockey	65%	69%
Baseball	58%	65%
Football-FBS	62%	62%
Lacrosse	49%	61%
Football-FCS	48%	61%
Cross Country	52%	58%
Track & Field	59%	56%
Soccer	51%	55%
Wrestling	60%	56%
Swim & Dive	57%	55%





Notes: Athletics aid status at departing institution. Limited to sports with 50 or more athletes in the Transfer Portal during 2021. Those who were entered and subsequently withdrawn from the portal are not included. Percentages reflect the proportion of entrants in each sport who were receiving athletics aid at time of portal entry. Data accessed 1/5/2022.

## Percent of Division I Men's Sports Athletes Who Entered Transfer Portal as Prospective Graduate Students

	2020	2021
Ice Hockey	27%	45%
Cross Country	26%	41%
Lacrosse	31%	40%
Tennis	27%	38%
Track & Field	32%	36%
Golf	29%	32%
Football-FCS	19%	31%
Basketball	23%	30%
Football-FBS	29%	29%
Soccer	14%	26%
Baseball	23%	25%
Wrestling	9%	19%
Swim & Dive	2%	14%

Notes: Limited to sports with 50 or more athletes in the Transfer Portal during 2021. Those who were entered and subsequently withdrawn from the portal are not included. Indoor/outdoor track student-athletes counted only once. Percentages reflect the proportion of entrants in each sport who would compete as graduate students upon matriculation, as indicated by compliance staff upon portal entry. Data accessed 1/5/2022.

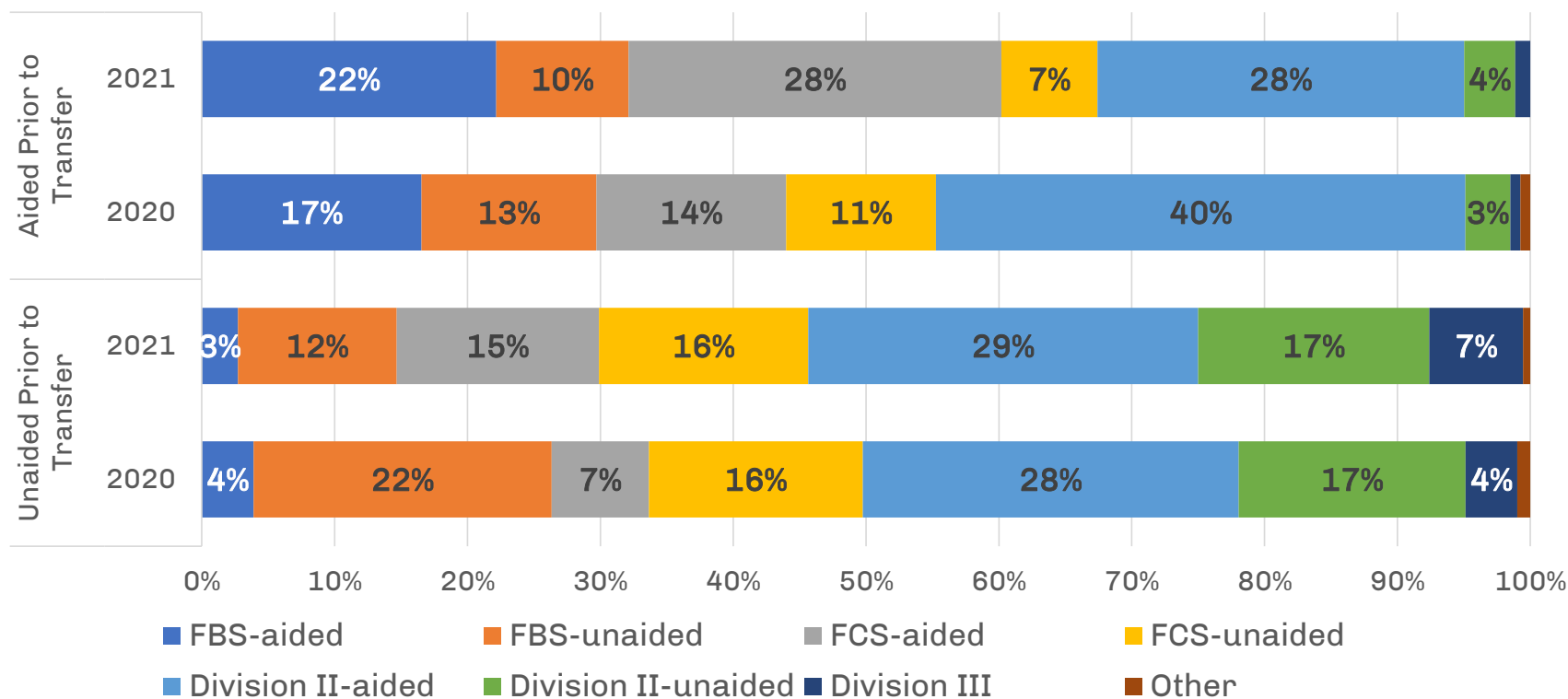
## Matriculation Status of Aided and Unaided Division I FCS Football Transfer Portal Entrants

	Aided Prior to Transfer		Unaided Prior to Transfer	
	2020	2021	2020	2021
Total Entered in Portal	617	939	668	607
Matriculation Status				
Remain active in the Transfer Portal	351 (57%)	497 (53%)	463 (69%)	423 (70%)
Matriculated <u>and received</u> athletics aid	190 (31%)	344 (37%)	81 (12%)	88 (14%)
Matriculated <u>without</u> athletics aid	76 (12%)	98 (10%)	124 (19%)	96 (16%)

Notes: Those listed as “matriculated” transferred to an NCAA-member institution as a student-athlete and their matriculation was recorded in the portal by compliance staff at the receiving institution. Any student-athlete who matriculated to a non-NCAA program would remain “Active” in the portal. The status of athletics aid received is reported at the time of matriculation and does not reflect other forms of financial aid received, if any. Those who were entered into and subsequently withdrawn from the portal are not included. Data accessed 1/5/2022.







## Destination of Division I FCS Football Transfers by Athletics Aid Status



Notes: Destination of those who transferred to an NCAA-member institution as a student-athlete and whose matriculation was recorded in the portal by compliance staff at the receiving institution. Athletics aid status was reported at time of matriculation and does not reflect other forms of financial aid received, if any. Those who were entered into and subsequently withdrawn from the portal are not included. "Other" includes <1% of FCS football student-athletes who transferred to a school that does not sponsor football and are playing another sport at their destination institution. Data accessed 1/5/2022.

## Matriculation Status of Aided and Unaided Undergraduate and Graduate Division I FCS Football Transfer Portal Entrants in 2021

	Graduate Portal Entrants		Undergraduate Portal Entrants	
	Athletics Aid Prior to Transfer	Unaided Prior to Transfer	Athletics Aid Prior to Transfer	Unaided Prior to Transfer
<b>Total Entered in 2021</b>	<b>379</b>	<b>101</b>	<b>560</b>	<b>506</b>
Matriculation Status				
Remain active in the Transfer Portal	162 (43%)	60 (59%)	335 (60%)	363 (72%)
Matriculated <u>and received</u> athletics aid	184 (49%)	31 (31%)	160 (29%)	57 (11%)
Matriculated <u>without</u> athletics aid	33 (9%)	10 (10%)	65 (12%)	86 (17%)

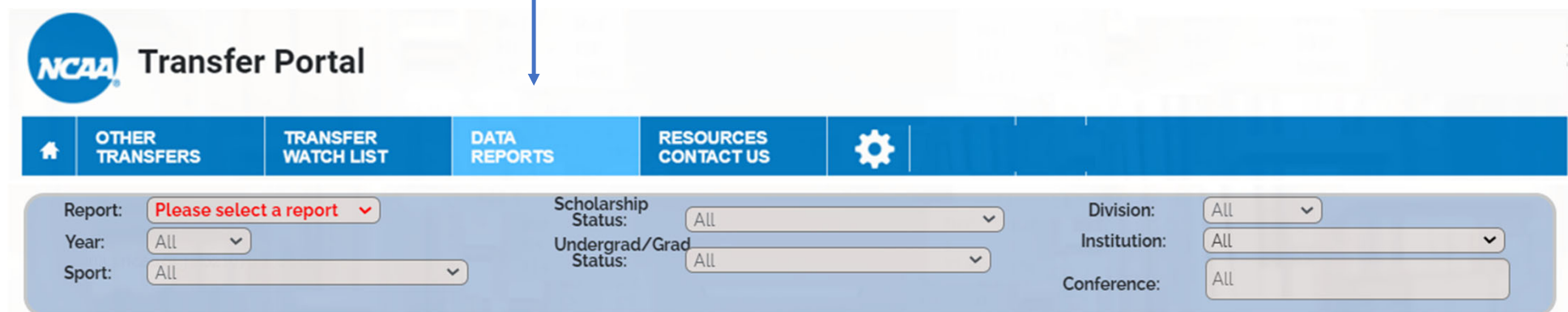
Notes: Those listed as “matriculated” transferred to an NCAA-member institution as a student-athlete and their matriculation was recorded in the portal by compliance staff at the receiving institution. Any student-athlete who matriculated to a non-NCAA program would remain “Active” in the portal. The status of athletics aid received is reported at the time of matriculation and does not reflect other forms of financial aid received, if any. Those who were entered into and subsequently withdrawn from the portal are not included. Data accessed 1/5/2022.

# Data reports available in the transfer portal

---


Student-Athlete Status  
Entry by Month

Transfers to Division  
Transfers from Division



The screenshot shows the NCAA Transfer Portal interface. At the top left is the NCAA logo and the text "Transfer Portal". Below this is a navigation bar with several tabs: "OTHER TRANSFERS", "TRANSFER WATCH LIST", "DATA REPORTS" (which is highlighted in blue), "RESOURCES CONTACT US", and a gear icon for settings. Below the navigation bar is a filter section with the following options:

- Report: Please select a report ▼
- Year: All ▼
- Sport: All ▼
- Scholarship Status: All ▼
- Undergrad/Grad Status: All ▼
- Division: All ▼
- Institution: All ▼
- Conference: All



[ncaa.org/research](https://ncaa.org/research) |

 [@ncaaresearch](https://twitter.com/ncaaresearch)



RESEARCH