

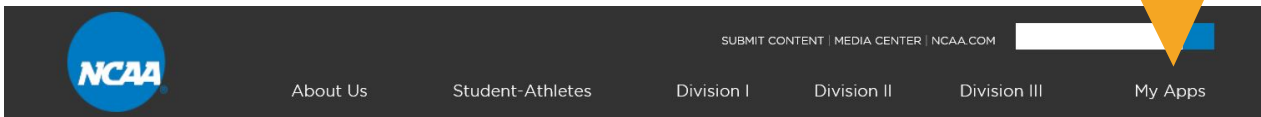
HOW TO USE THE TRANSFER PORTAL



NCAA Division I Coach Access

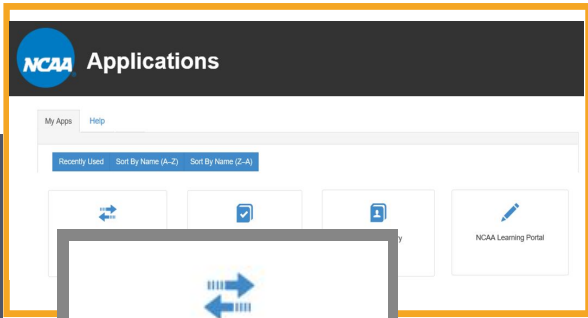
GET STARTED!

Go to ncaa.org and click on My Apps




EMAIL AND PASSWORD NEEDED TO LOG IN TO MY APPS
BE SURE YOUR ATHLETICS ADMINISTRATION HAS GIVEN YOU ACCESS TO SIGN-IN TO THE TRANSFER PORTAL

01



SEARCH STUDENT-ATHLETE



Review list of student-athletes



Search SPORT - Use search/filter options

Student-athlete can be contacted after initiated date.



Visible notation if student-athlete does not want to be contacted.



Open ACTIVE record to check DI/DII Notification of Transfer or DIII Permission to Contact

Student-athlete's email address is listed if student wants to be contacted



Student-athlete cannot be contacted if:

- Student-athlete status is WITHDRAWN
- Student-athlete status is MATRICULATED
- Record shows student-athlete does not wish to be contacted
- Record shows Division III contact restrictions

Will the student-athlete be eligible upon transfer?

Check with your compliance office



02