

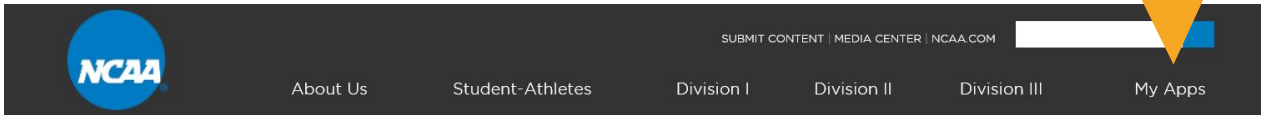
HOW TO USE THE TRANSFER PORTAL



NCAA Division II Coach Access


GET STARTED!

Go to ncaa.org and click on My Apps




EMAIL AND PASSWORD NEEDED TO LOG IN TO MY APPS
BE SURE YOUR ATHLETICS ADMINISTRATION HAS GIVEN
YOU ACCESS TO SIGN-IN TO THE TRANSFER PORTAL

01



SEARCH STUDENT-ATHLETE



Review list of
student-athletes



Search SPORT - Use
search/filter options

Student-athlete can
be contacted after
initiated date.



Visible notation if
student-athlete does
not want to be
contacted.



Open ACTIVE record to check
DI/DII Notification of Transfer
or DIII Permission to Contact

Student-athlete's email address is
listed if student wants to be contacted



Student-athlete cannot be contacted if:

- Student-athlete status is WITHDRAWN
- Student-athlete status is MATRICULATED
- Record shows student-athlete does not wish to be contacted
- Record shows Division III contact restrictions

Will the student-athlete be
eligible upon transfer?

Check with your
compliance office



02