

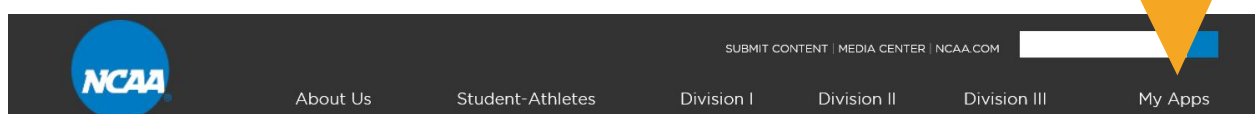
HOW TO USE THE TRANSFER PORTAL



NCAA Division II Coach Access

GET STARTED!

Go to ncaa.org and click on My Apps



EMAIL AND PASSWORD NEEDED TO LOG IN TO MY APPS

BE SURE YOUR COMPLIANCE OFFICE HAS GIVEN YOU ACCESS TO SIGN-IN TO THE TRANSFER PORTAL



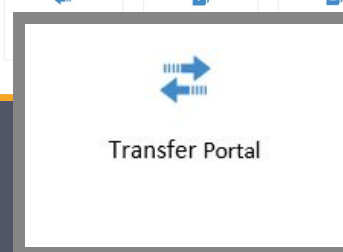
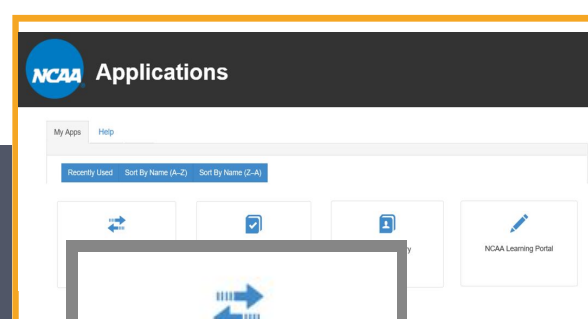
Log in to My Apps

Email

Password

☐ Is this a public or shared computer?

[Sign in](#) [Forgot Password?](#)



01


SEARCH STUDENT-ATHLETE



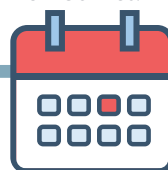
Review list of student-athletes



Type SPORT in search field



Permission to Contact date tracked for ethical recruiting.



Visible notation if student-athlete does not want to be contacted.



Transfer Tracer does not need completed to contact a student-athlete.

Review Transfer Tracer with your compliance office.



What's the difference between DI and DII rules?



Division I = Notification of Transfer
Division II = Permission to Contact

Division I and II student-athletes are listed in the Transfer Portal. Please contact your compliance office about Division III, NAIA and JC student-athletes.

Will the student-athlete be eligible upon transfer?



02