

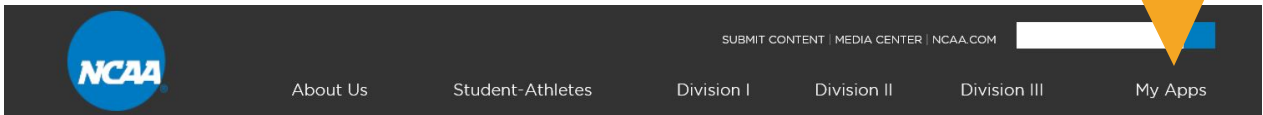
# HOW TO USE THE TRANSFER PORTAL



## NCAA Division III Coach Access

### GET STARTED!

Go to [ncaa.org](http://ncaa.org) and click on My Apps



EMAIL AND PASSWORD NEEDED TO LOG IN TO MY APPS

BE SURE YOUR ATHLETICS ADMINISTRATION HAS GIVEN YOU ACCESS TO SIGN-IN TO THE TRANSFER PORTAL




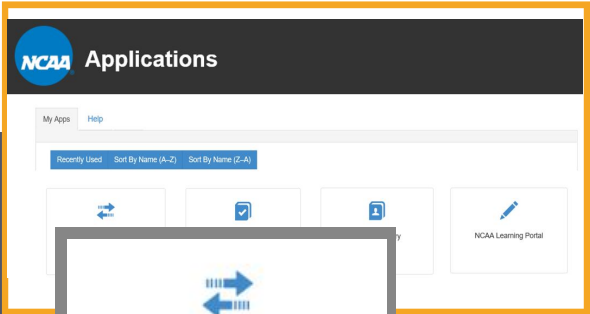
Log in to My Apps

Email

Password

☐ Is this a public or shared computer? ⓘ

[Sign in](#) [Forgot Password?](#)



01

### SEARCH STUDENT-ATHLETE



Review list of student-athletes



Type SPORT in search field

Student-athlete can be contacted after the listed initiated date.



Visible notation if student-athlete does not want to be contacted.



Transfer Tracer does not need to be completed to contact a student-athlete.

Review Transfer Tracer with your compliance office.



#### What does the Transfer Portal mean for Division III?



Division I and II transferring student-athletes are listed in the Transfer Portal.

Division III institutions can view and contact these student-athletes with no additional permission necessary.

Division III will not use the transfer portal to enter student-athletes.

Will the student-athlete be eligible upon transfer?



02