



NATIONAL LETTER OF INTENT

TRANSFER PORTAL

Susan Peal
Director of Governance

speal@ncaa.org
317-223-0705

NLI

TRANSFER
PORTAL

TRANSFER
PORTAL
NOTES

Is he in
the
portal?



TODAY'S SESSION



NATIONAL LETTER OF INTENT

- Football Data
- Reminders

TRANSFER PORTAL

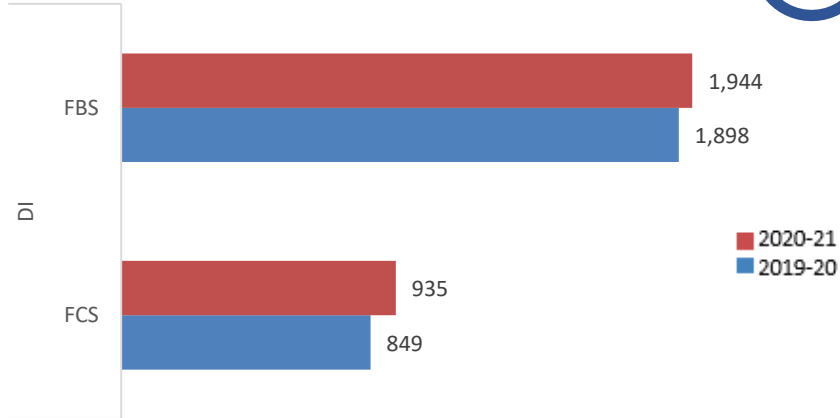
- Key Points
- Data and Trends
- Search Tips

WELCOME

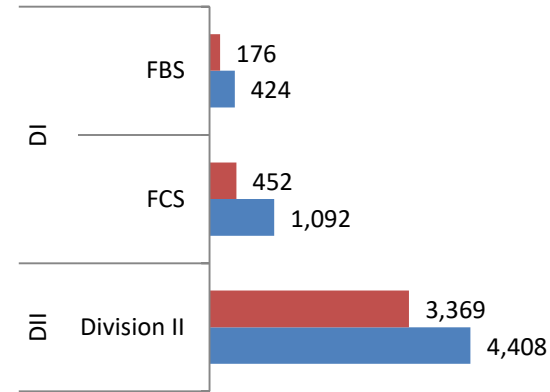
FOOTBALL NLI SIGNING



88% in FBS and 65% in FCS signed early



February - August Signing



TOP 100 ELITE

2020-21

93 signed early
6 signed in regular period
1 did not sign NLI

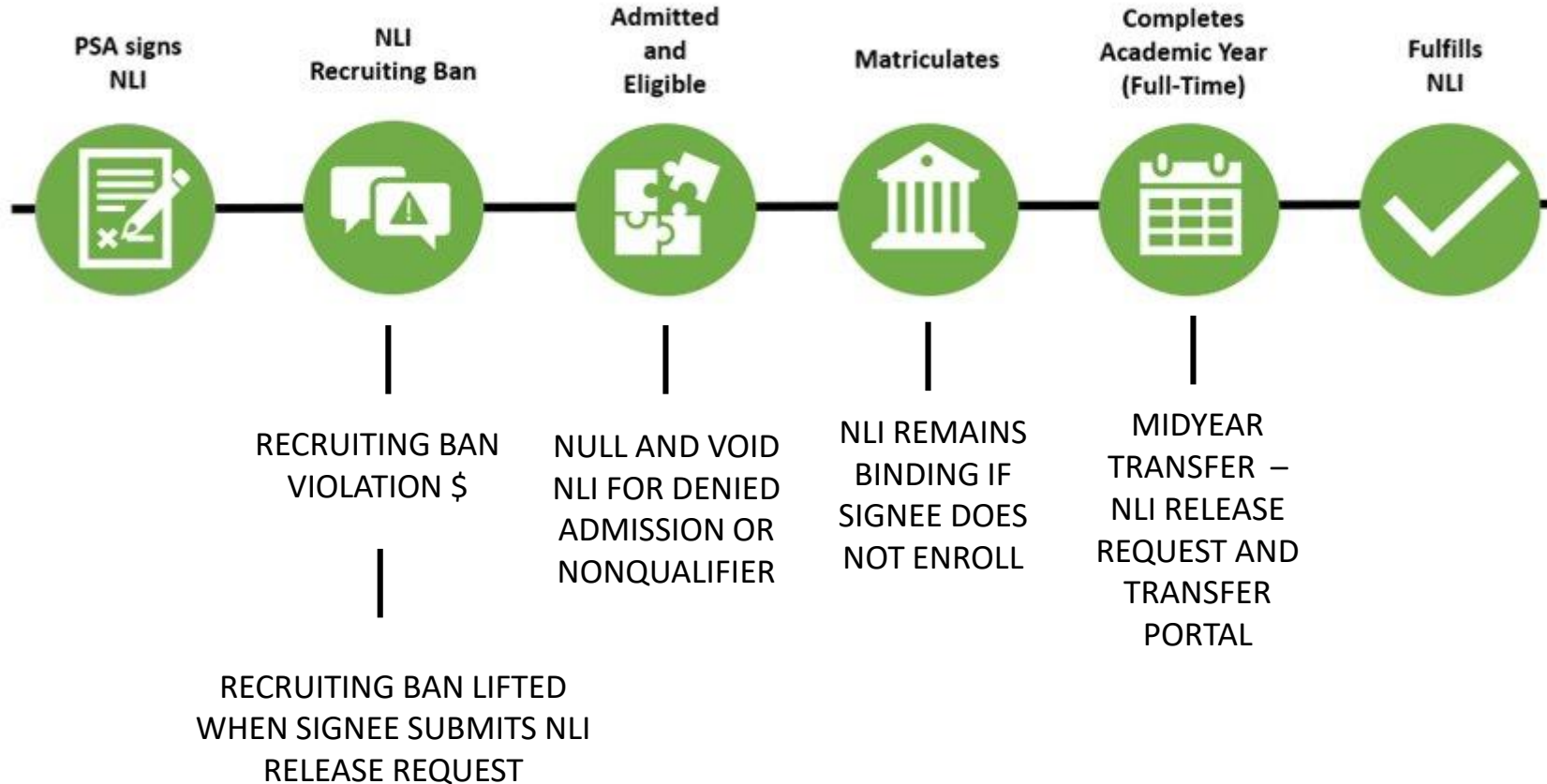
2019-20

93 signed early
6 signed in regular period
1 did not sign NLI

*An overall Division I football decrease occurred in 2019-20 by 1,025 signees. This decrease may be the result of limited athletic aid for incoming student-athletes due to the COVID-19 season of competition waiver for returning student-athletes.

NLI DATA

NLI REMINDERS



WHAT'S NEXT?



Midyear JC Transfer Signing ends January 15, 2022.



Football Regular Signing starts February 2, 2022.



After signing ends on April 1, 2022, only an athletics aid agreement can be signed.

REMINDERS

TRANSFER PORTAL - KEY POINTS

KEY POINTS



Implemented October 2018 to ensure compliance with notification of transfer and for compliance administrators to systematically manage the transfer process.



The student-athlete's notification of transfer is entered in the transfer portal by the compliance administrator at the student-athlete's request.

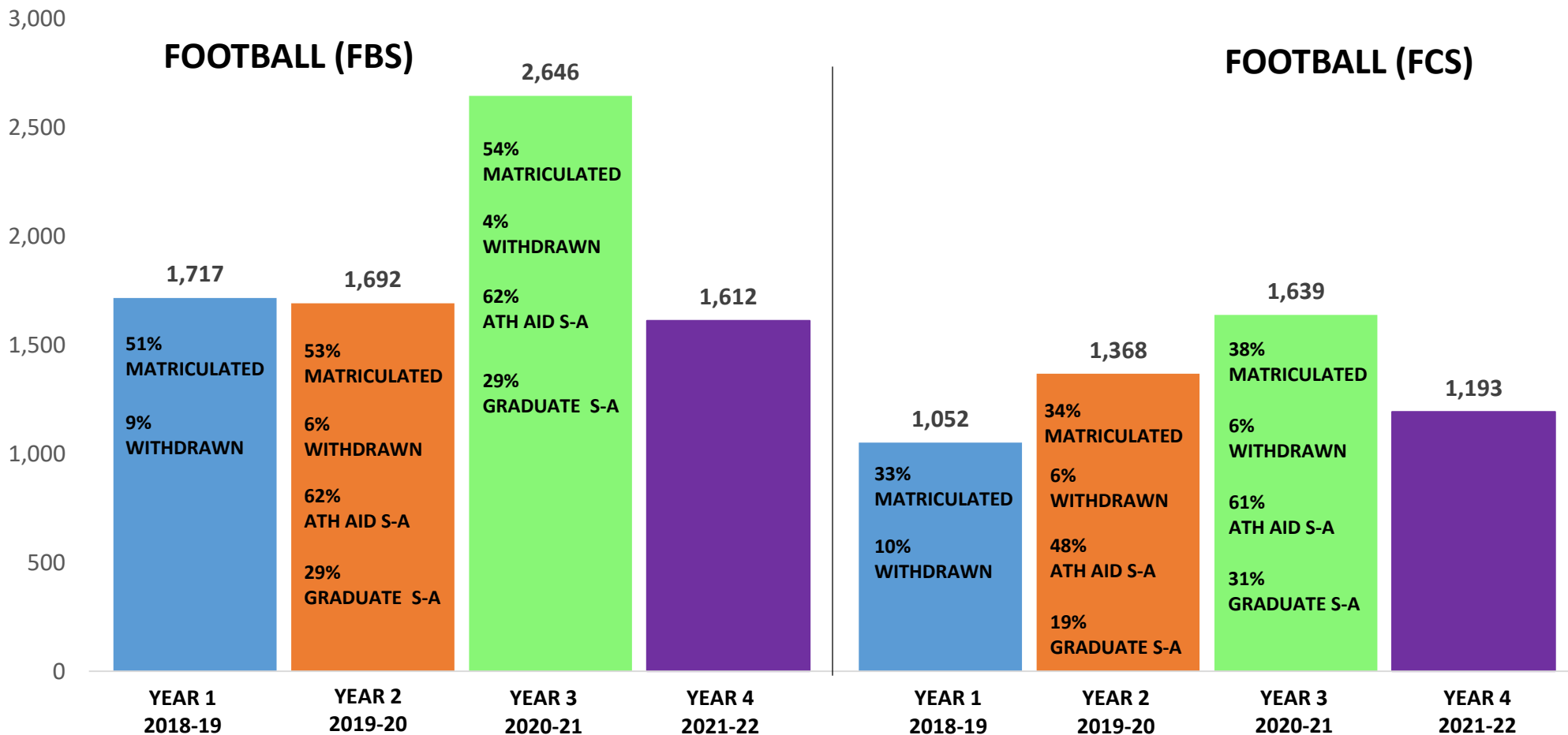


Coach access to the transfer portal: to verify permissible student-athlete communication to comply with the notification of transfer rule.



Athletic attributes or recruiting information such as sport position, height, weight, etc. are not included in the transfer portal.

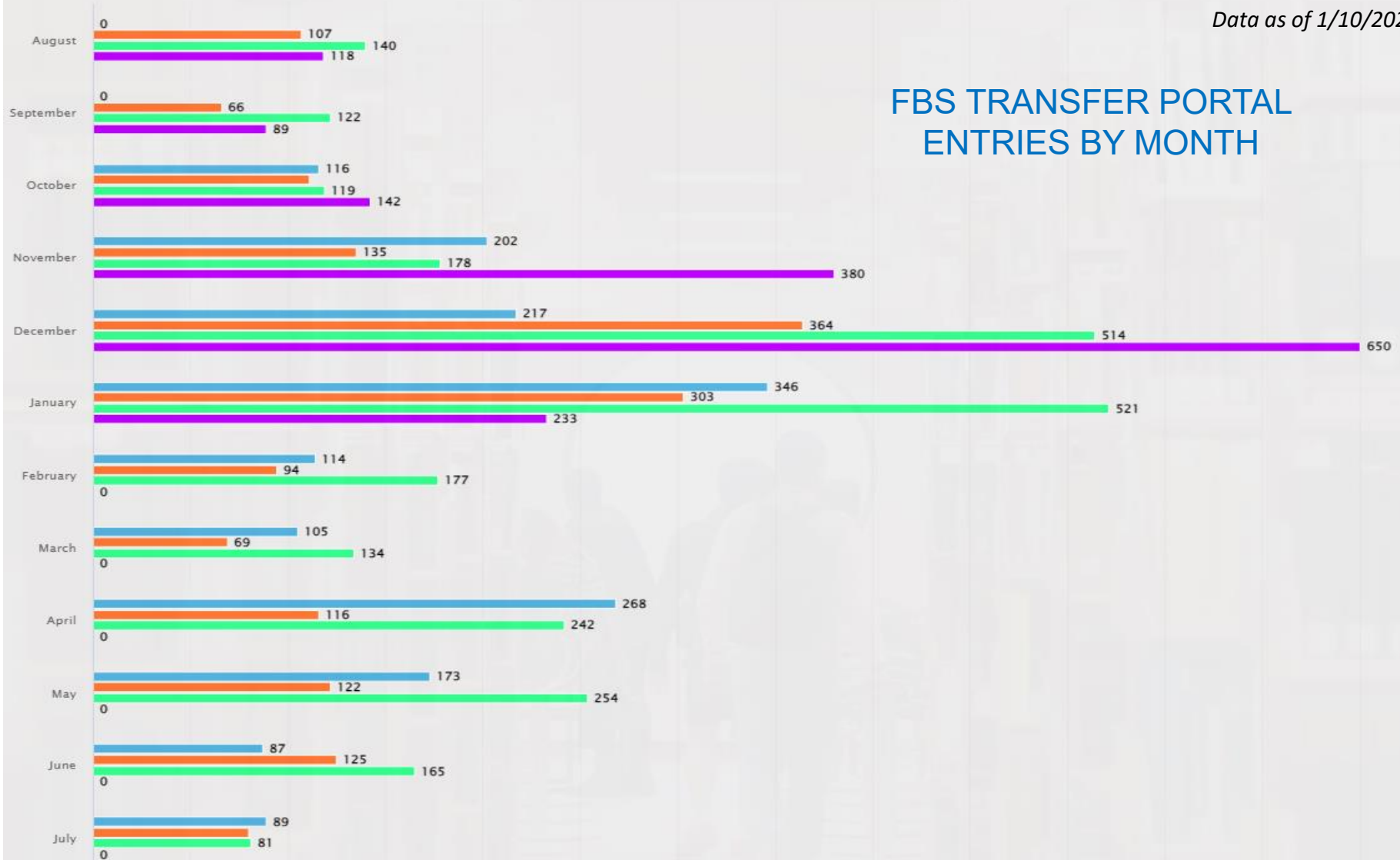
DIVISION I FOOTBALL TRANSFER PORTAL PROFILE



MATRICULATED = RECORDED AT ANOTHER NCAA INSTITUTION

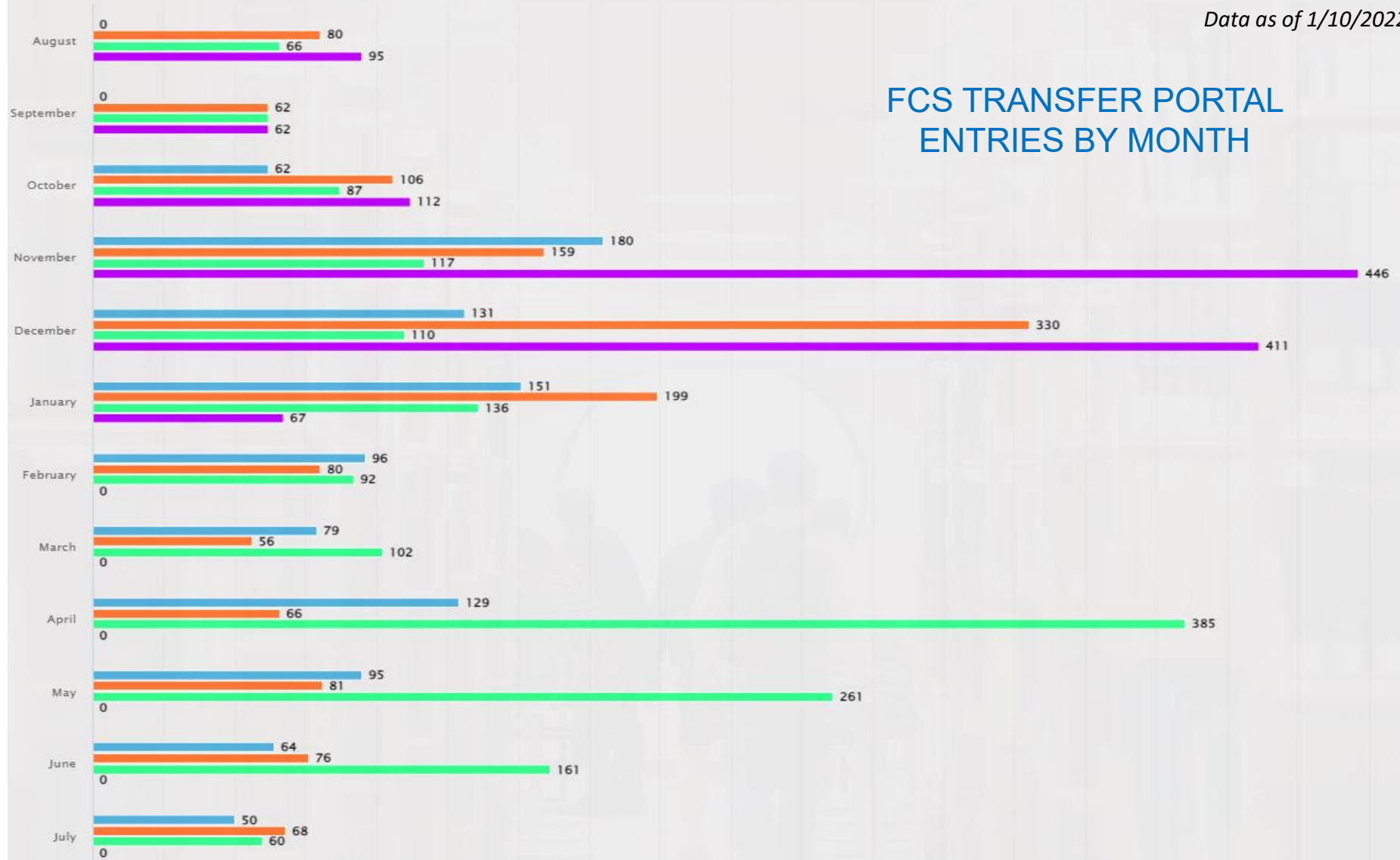
Data as of 1/10/2022

FBS TRANSFER PORTAL ENTRIES BY MONTH

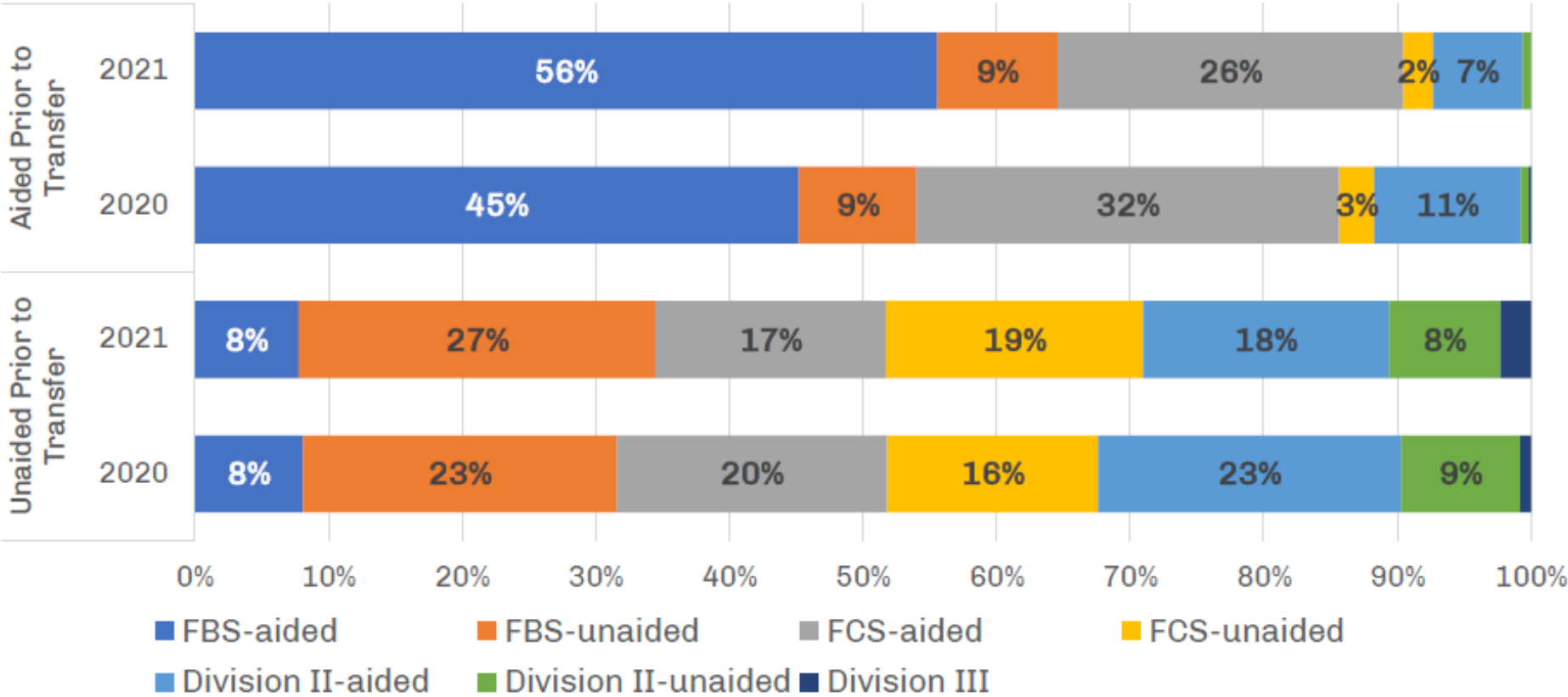


Data as of 1/10/2022

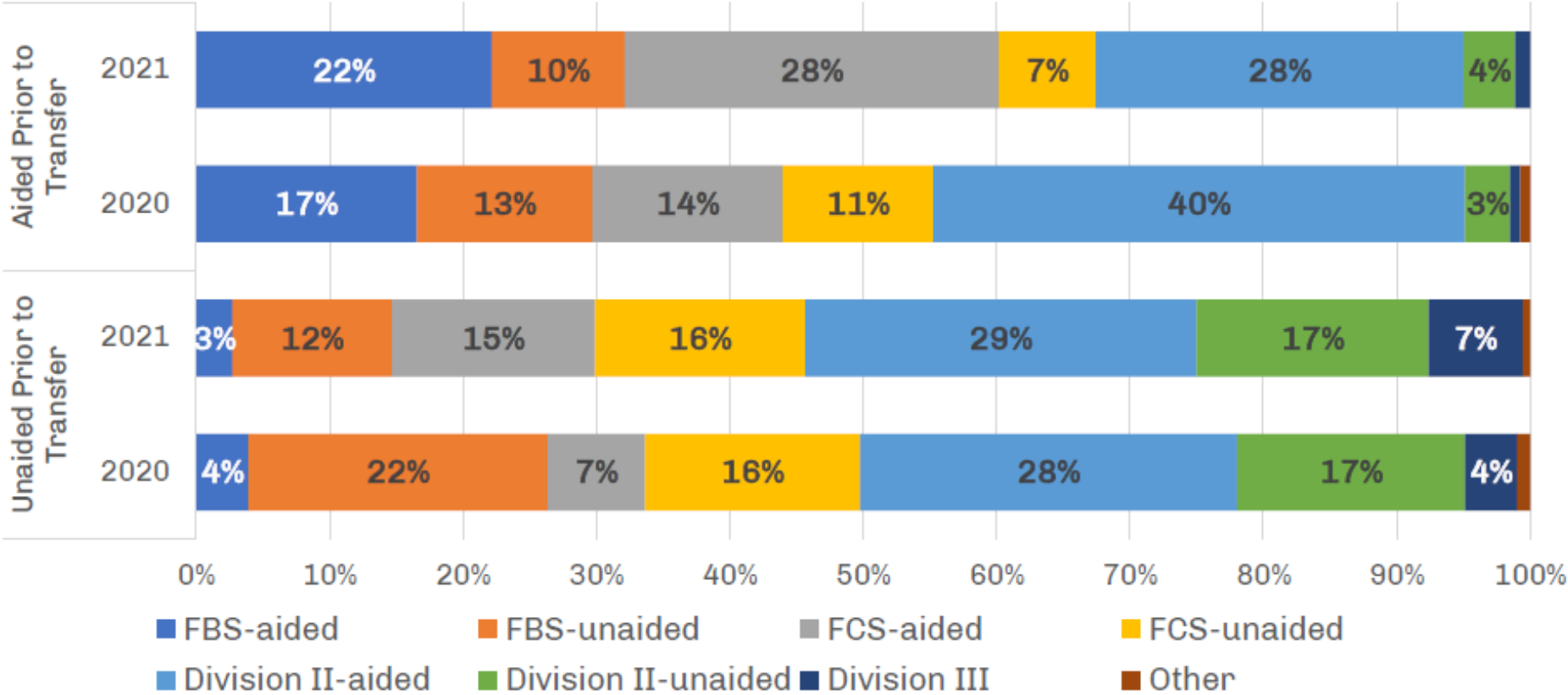
FCS TRANSFER PORTAL ENTRIES BY MONTH



DESTINATION OF DIVISION I FBS TRANSFERS BY ATHLETIC AID STATUS



DESTINATION OF DIVISION I FCS TRANSFERS BY ATHLETIC AID STATUS



Data reports available in the transfer portal

Student-Athlete Status
Entry by Month

Transfers to Division
Transfers from Division

DATA



Transfer Portal



OTHER
TRANSFERS

TRANSFER
WATCH LIST

DATA
REPORTS

RESOURCES
CONTACT US



Report: Please select a report ▼

Year: All ▼

Sport: All ▼

Scholarship
Status: All ▼

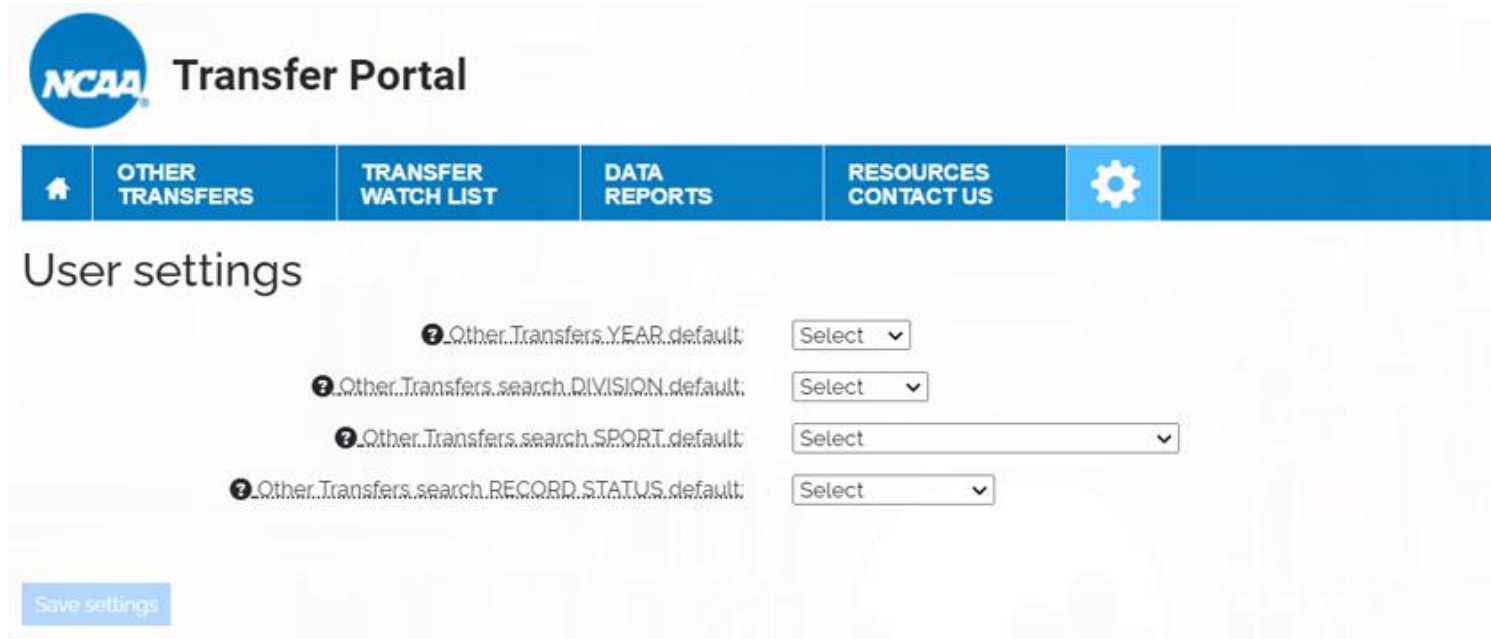
Undergrad/Grad
Status: All ▼

Division: All ▼

Institution: All ▼


Conference: All ▼

TRANSFER PORTAL - SEARCH TIPS



The screenshot shows the NCAA Transfer Portal interface. At the top is the NCAA logo and the text "Transfer Portal". Below this is a navigation bar with links: "OTHER TRANSFERS", "TRANSFER WATCH LIST", "DATA REPORTS", "RESOURCES CONTACT US", and a settings gear icon. The "User settings" section contains four configuration items, each with a help icon, a label, and a dropdown menu. The labels are: "?_Other.Transfers.YEAR.default:", "?_Other.Transfers.search.DIVISION.default:", "?_Other.Transfers.search.SPORT.default:", and "?_Other.Transfers.search.RECORD.STATUS.default:". Each dropdown menu currently displays the word "Select". A "Save settings" button is located at the bottom left of the settings area.

NCAA Transfer Portal

[OTHER TRANSFERS](#) [TRANSFER WATCH LIST](#) [DATA REPORTS](#) [RESOURCES CONTACT US](#) 

User settings

?_Other.Transfers.YEAR.default:

?_Other.Transfers.search.DIVISION.default:

?_Other.Transfers.search.SPORT.default:

?_Other.Transfers.search.RECORD.STATUS.default:

[Save settings](#)

TRANSFER PORTAL - SEARCH TIPS

NCAA Transfer Portal

OTHER TRANSFERS | TRANSFER WATCH LIST | DATA REPORTS | RESOURCES CONTACT US

User settings

?_Other.Transfers.YEAR.default: All

?_Other.Transfers.search.DIVISION.default: Division I

?_Other.Transfers.search.SPORT.default: Football → **OPTION TO SELECT FBS OR FCS**


?_Other.Transfers.search.RECORD.STATUS.default: ACTIVE

Save settings

Why only search ACTIVE status?

The student-athlete entered the transfer portal but did not transfer to another NCAA member institution or remain at the current institution. Coaches can communicate with a student-athlete who has an ACTIVE status.

TRANSFER PORTAL - SEARCH TIPS


 **Transfer Portal**

OTHER TRANSFERS

TRANSFER WATCH LIST




DATA REPORTS

RESOURCES CONTACT US



Other Transfers -- Includes other institution's transfers for ALL years

▼ User default filters are on and search has been performed.

NCAA ID:	<input type="text"/>	First Name:	<input type="text"/>	Last Name:	<input type="text"/>	Record Status:	Active ▼
Institution:	All ▼	Conference:	All ▼	Division:	I ▼	ⓘ Sport:	Football ▼
ⓘ Year:	All ▼	Other:	<input type="checkbox"/>  <input type="checkbox"/> R <input type="checkbox"/> A				
				 Reset		 Search	

THANK YOU!



speal@ncaa.org



317-223-0705



www.nationalletter.org



@NLIinsider

Is he in
the
portal?



NLI

ATHLETIC
AID

TRANSFER
PORTAL
NOTES