

**TECH&  
LEARNING**  
**L I V E**

@

**DALLAS**

#TLTECHLIVE

**SATURDAY, NOV. 4, 2017**

Reedy High School

Frisco, TX

# Next-Gen Professional Development

## Session #1

---

Jacqueline Gaffner - Texas Wesleyan University

Shannon Terry - Arlington ISD

Renee Pope - Arlington ISD



# Video Reflection for Pre-service Teachers

## Purpose

- Research behind teacher reflection
- Past student teacher videos
- What else is happening during the lesson?
- Moving beyond feedback from supervisor
- Building lifelong reflective practice




Texas Wesleyan  
SCHOOL OF EDUCATION



# Video Reflection for Pre-service Teachers

## Process

1. Watch and reflect on video examples.
2. YouTube
  - a. Create and share a playlist
  - b. Upload videos
  - c. View, reflect, annotate
3. Survey



Texas Wesleyan  
SCHOOL OF EDUCATION



# Video Reflection for Pre-service Teachers

## Product

- 2 videos uploaded and annotated with reflections
  - Due dates:
    - After first observation, first rotation
    - After first observation, second rotation
- Student teachers watch, reflect, annotate, and share specific sections that relate to feedback given by supervisor.



Optional: Video record daily reflection

- [Example](#)



Texas Wesleyan  
SCHOOL OF EDUCATION



# Annotation Examples

Example 1 - (0:45)(2:33)(3:10)(4:54)(14:15) - filmed with iPad

Example 2 - filmed with GoPro

- Title
- Spotlight
- Note

Example 3 - filmed with iPhone

Example 4 - filmed with video camera with SD card







TEACHER  
**AGENCY**  
SYSTEM  
**AGENCY**



**PERSONAL  
LEARNING  
NETWORKS**

**2017**

# NeXt GeNeraTiOn **PD** *with Arlington ISD*

**twitter**




**360°  
PHOTOGRAPHY**

**NEW  
TEACHER  
INDUCTION**



**CHOICE  
BOARDS**

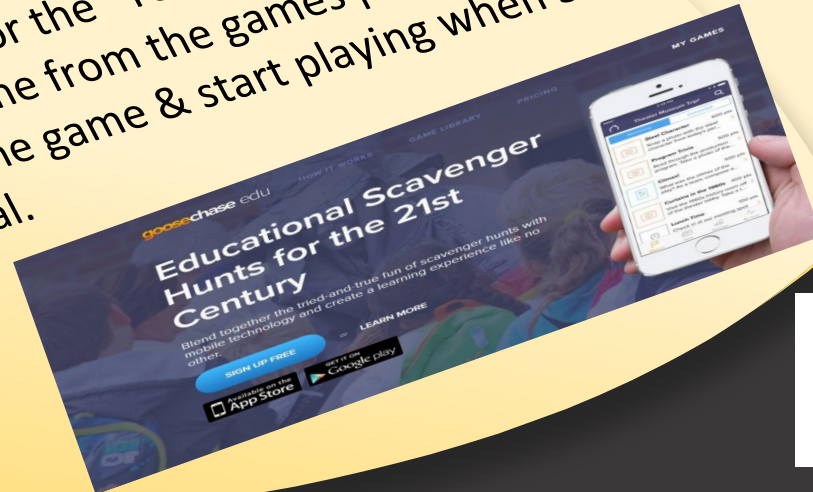




# JOINING THE GAME

Participants can join the game by following these steps:

1. Download the GooseChase [iPhone](#) or [Android](#) app.
2. Register for an account.
3. Search for the "Tech & Learning Live Session #1" game from the games page.
4. Join the game & start playing when Shannon gives the signal.



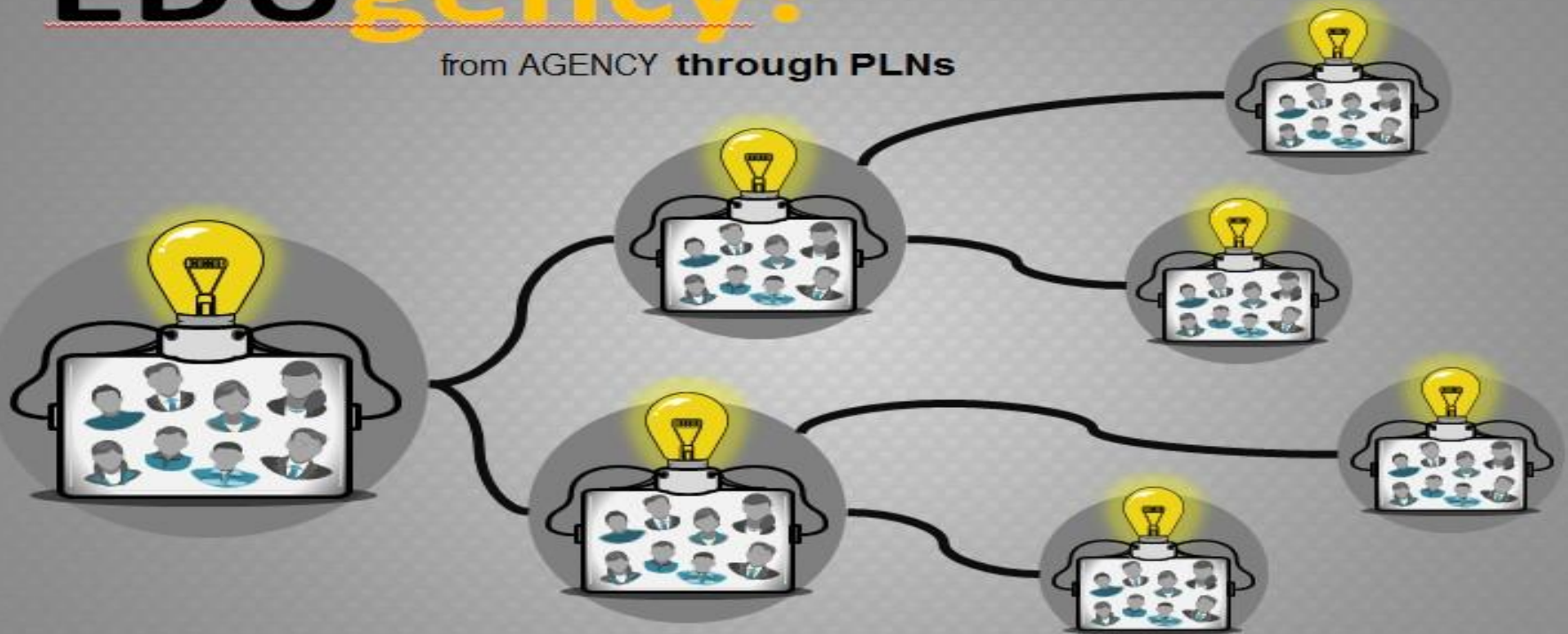
Your Turn To  
CoNTRiBuTe &  
cOnnEcT





# EDUgency!

from AGENCY through PLNs




leading to **Collective Efficacy**

Unlocking the Secrets of Agency



# Individual Agency vs. System Agency



**SILOTHARGY**



# System Agency for Collective Efficacy

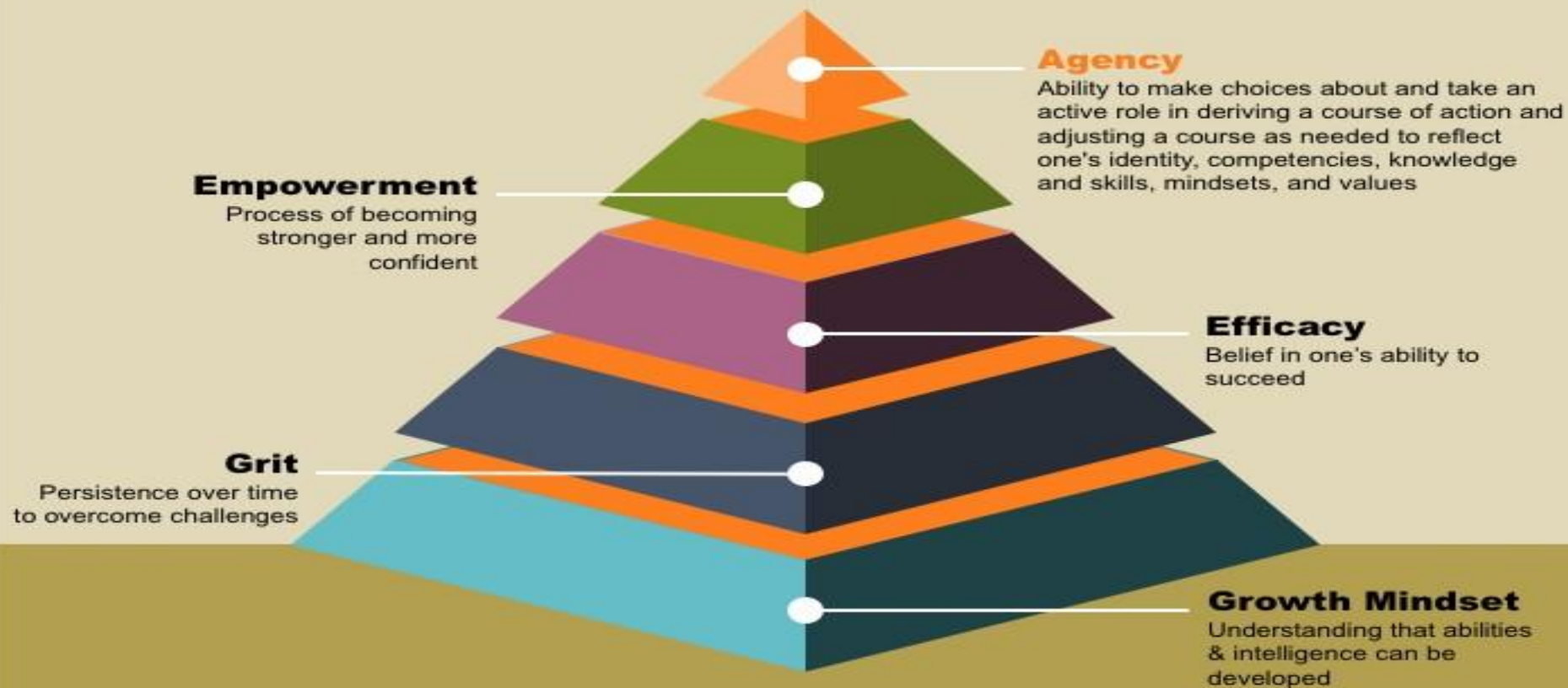


**EDUGENCY**



# INDIVIDUAL

What behaviors or traits lead to the consistent application of agency in our educational settings?





AGENCY

1. INDIVIDUAL

2. ROLE

3. CAMPUS

4. DISTRICT

5. SYSTEM

COLLECTIVE EFFICACY

#### INDIVIDUAL AGENCY

Exercising agency as an individual by deriving a course of action and adjusting a course as needed to reflect one's identity, competencies, knowledge and skills, mindsets, and values

#### ROLE AGENCY

Exercising agency according to role, such as teacher, instructional coach, assistant principal, principal

#### CAMPUS AGENCY

Exercising agency within collaborative structures on campus, such as grade level teams, PLCs, etc.

#### DISTRICT AGENCY

Exercising agency within the complex structural and cultural features of the district

#### SYSTEM AGENCY "EDUGENCY"


Exercising agency at each level in the system to achieve EDUGENCY

Educational systems across the nation have an opportunity to advance agency among educators through the design, development, articulation, implementation and stewardship of an infrastructure supporting agency and leading to collective efficacy, thereby, improving student outcomes





Christie Cutler



Loren Burris



Michelle Webb



Lyndsey Hall

# 360 DEGREE PHOTOGRAPHY GRADES K-2

Example 1

Example 2



Victoria Dixon





Katie Witts



Gloria Damaris



Gabby Riehle



Sara McMurrough

# 360 DEGREE PHOTOGRAPHY GRADES 3-6

[Example 1](#)

[Example 2](#)



[Jennifer Stice](#)









Browse to **join.groupmap.com**  
and enter invite code

**614-361-720**

<https://join.groupmap.com/614-361-720>



How are you leveraging


**FLIPGRID.**

in support of your  
first year teachers?



<https://flipgrid.com/841b67>







Shannon Terry

Arlington ISD

Email: [sterry@aisd.net](mailto:sterry@aisd.net)

Twitter: @sdterry745





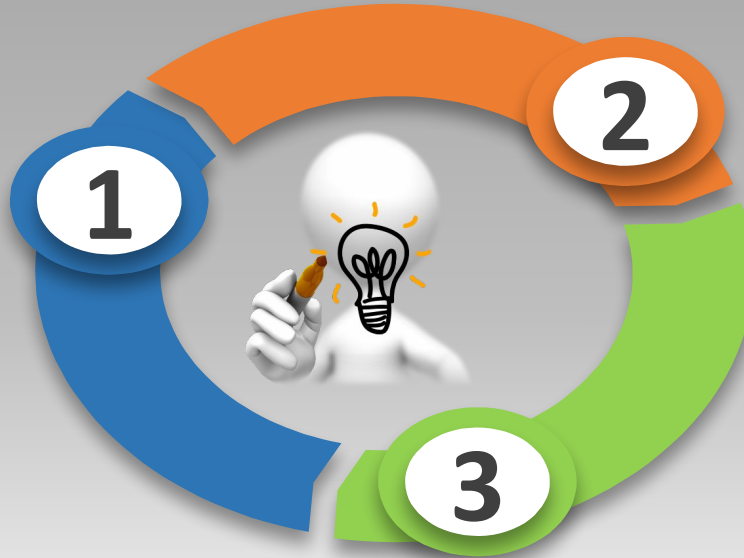
**Arlington Independent School District**  
**New Teacher Induction Program**  
**2017-2018**





### **Self-Reflection**

An effective teacher is a reflective practitioner who continually evaluates the effects of his or her choices and actions on others and who actively seeks out opportunities to grow professionally.



### **Teacher Agency**

Teachers are professionals with valuable insights and the capacity to act purposefully and constructively to direct their professional growth and contribute to the growth of colleagues (teacher agency).



### **Continuous Improvement Process**

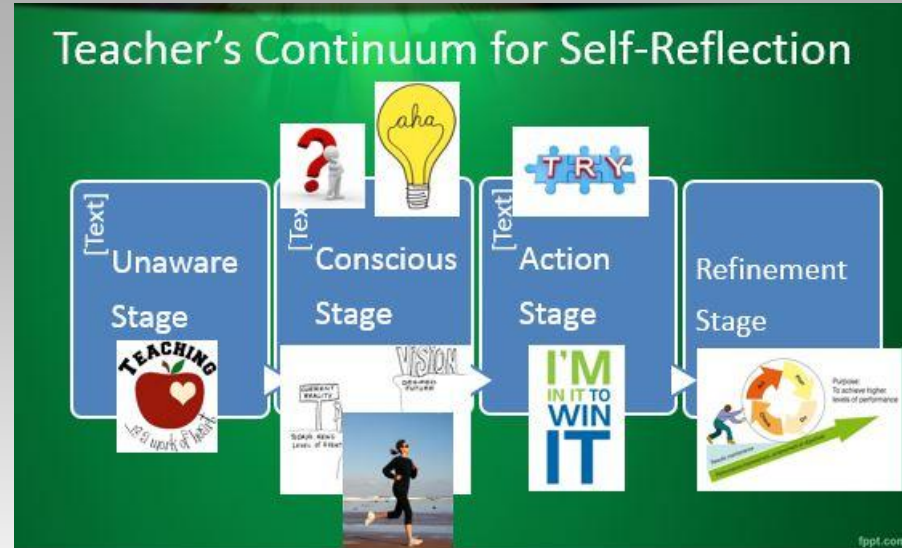
A commitment to continually reflect, assess, plan, act, and learn.

# **New Teacher Induction Program (NTIP)**

# **Components**



# Self Reflection



Hall, P. and Simeral, A. (2008). *Building teachers' capacity for success*. Alexandria, Va.: Association for Supervision and Curriculum Development.

1

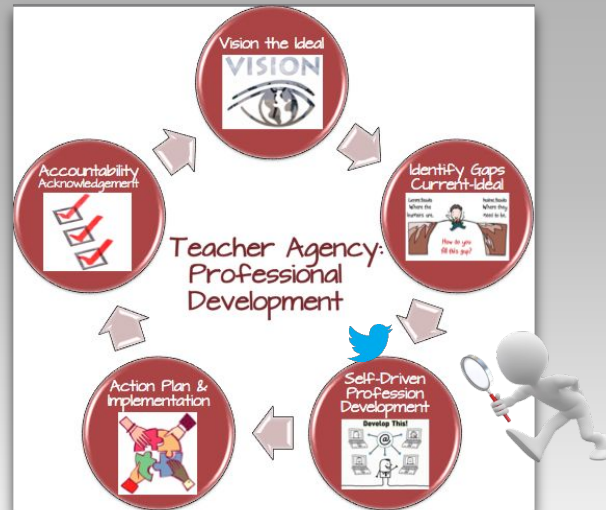




2



# Teacher Agency



User Generated Education. (2017). *Teacher Agency: Self-Directed Professional Development*. [online] Available at:  
<https://usergeneratededucation.wordpress.com/2013/11/11/teacher-agency-self-directed-professional-development/>  
[Accessed 20 Oct. 2017].

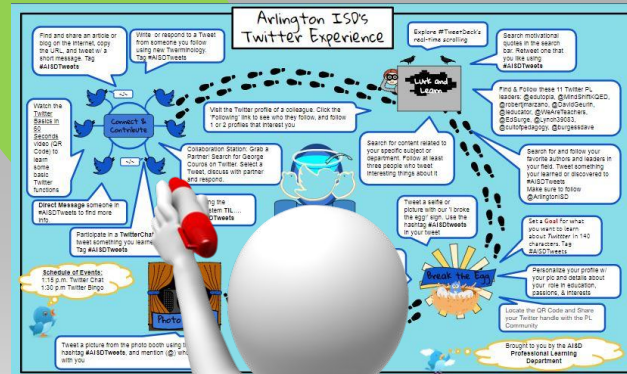


# Continuous Improvement Process

3



- A PLN is an integral part of the continuous improvement process
- NTIP – Planting the seeds to grow a PLN





# Forging Connections Building PLN's




# 3

Arlington ISD  
New Teacher Induction Program (NTIP)  
Junior High Mission Board

<b>Shape Student Behavior</b> <a href="https://tinyurl.com/NTIP-ABCSJH">https://tinyurl.com/NTIP-ABCSJH</a> Tools for Collaboration- Outlook Yammer!	<b>Choose Your Mission #1</b> <a href="https://tinyurl.com/NTIP-Mission1JH">https://tinyurl.com/NTIP-Mission1JH</a> Tools for Collaboration- Google+	<b>Create a Personal Learning Network</b>  <a href="https://tinyurl.com/NTIP-PLNs">https://tinyurl.com/NTIP-PLNs</a>
<b>Choose Your Mission #2</b> <a href="https://tinyurl.com/NTIP-Mission2JH">https://tinyurl.com/NTIP-Mission2JH</a> Tools for Collaboration- Google+	<b>EXPLORE AISD'S &amp; YOUR SCHOOL'S CULTURE!</b>  <a href="https://tinyurl.com/NTIP-Culture">https://tinyurl.com/NTIP-Culture</a> Tools for Self-Directed Learning - Joaze Chase	<b>Choose Your Mission #3</b> <a href="https://tinyurl.com/NTIP-Mission3JH">https://tinyurl.com/NTIP-Mission3JH</a> Tools for Collaboration- Google+
<b>Exercising Agency</b>  <a href="https://tinyurl.com/NTIP-Agency">https://tinyurl.com/NTIP-Agency</a> Tools for Assessment - FlipGrid	<b>Choose Your Mission #4</b> <a href="https://tinyurl.com/NTIP-Mission4JH">https://tinyurl.com/NTIP-Mission4JH</a> Tools for Collaboration- Google+	<b>Create a Safe &amp; Inviting Learning Environment</b> <a href="https://tinyurl.com/NTIP-Safe4JH">https://tinyurl.com/NTIP-Safe4JH</a> Tools for Collaboration- Padlet







Renee Pope

Arlington ISD

Email: [rpope1@aisd.net](mailto:rpope1@aisd.net)

Twitter: [@reneeop](https://twitter.com/reneeop)