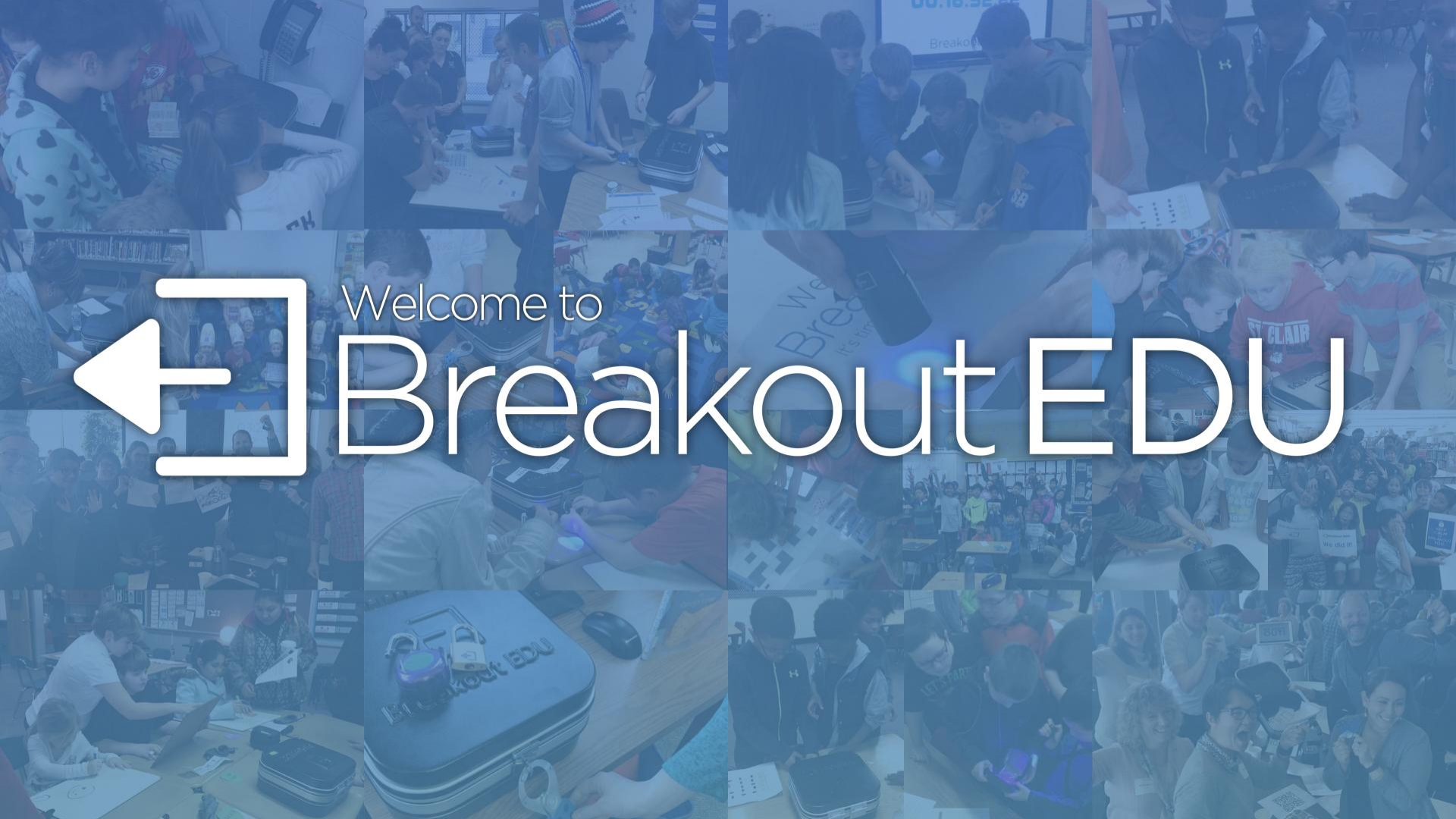
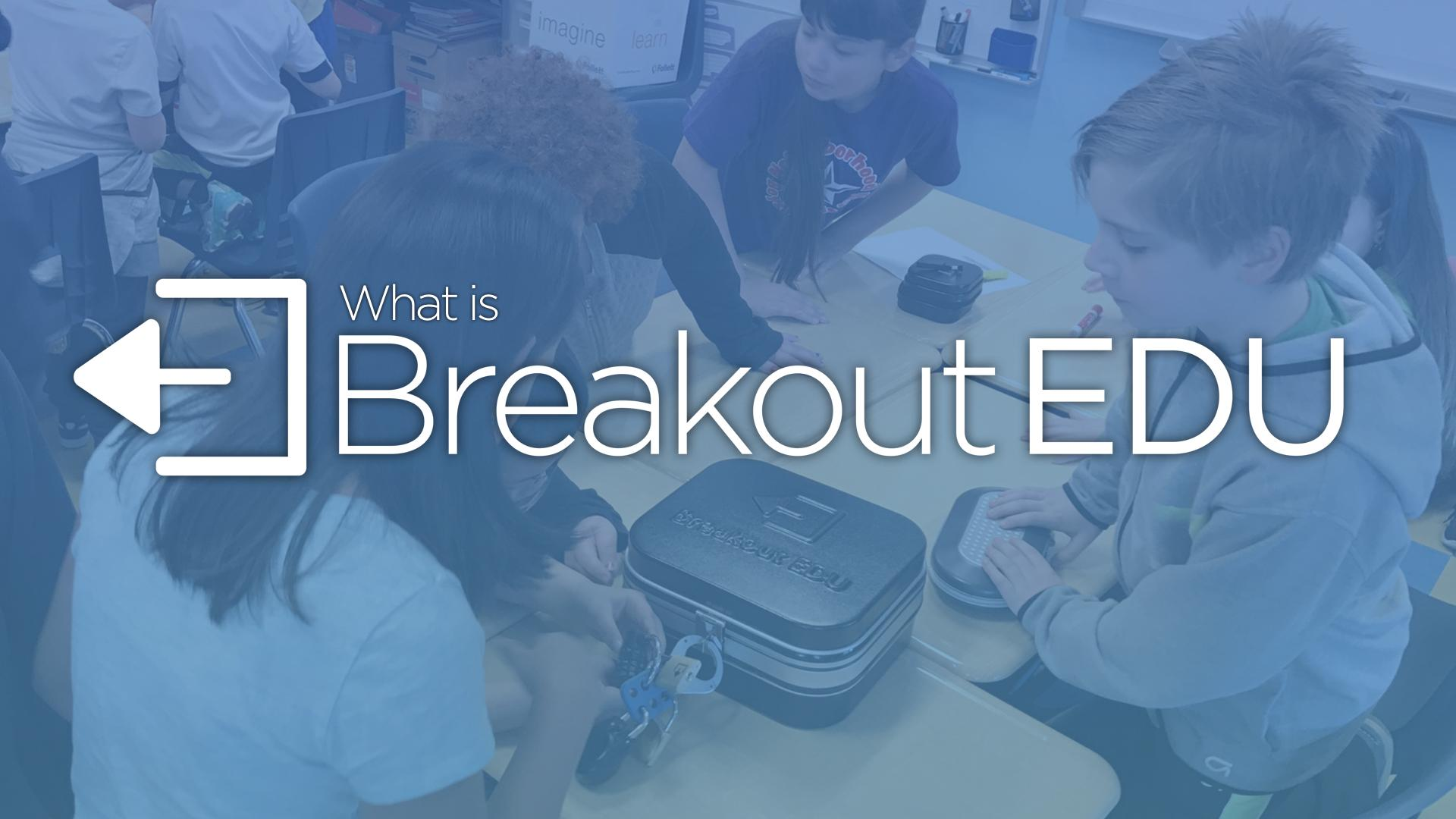




Welcome to

BreakoutEDU





What is

Breakout EDU


What is Breakout EDU?



Breakout EDU is the immersive learning games platform.

Breakout EDU games consist of a combination of physical and digital puzzle elements that must be solved in a set amount of time.

Players of all ages are challenged to open the locked Breakout EDU box using critical thinking, communication, collaboration, and creativity



How to play

Breakout EDU

How to Play a Breakout EDU Game?



Look around for clues and artifacts that will help provide information needed to figure out the combinations to the locks.



Talk with your group and share what you're thinking about the clues. You might need to think outside the box in order to break into it.



Test out what you think you know! Try the combinations you think will open up the box. If you're wrong, think some more and try again.



Remove all the locks from the Breakout EDU kit before the timer runs out to complete the game.

Tips for Success



Tips for Success



Work together as a team.



The better you communicate and collaborate the more successful you will be.



If you solve a puzzle, make sure you let the rest of your team know.



Come together to review what you know before deciding as a team when to use your hint cards.

Hint Cards

breakout



Hint

BreakoutEDU


Hint Cards



Two hint cards are available when you and your team decide that you are not able to move forward without a little help.

These hints are given to you by the facilitator of the game who is watching and observing the group.

Hints are not answers, just some information to help your group get over a hurdle or see the information in a new way.



Today's Game Setting the Scene

Debrief

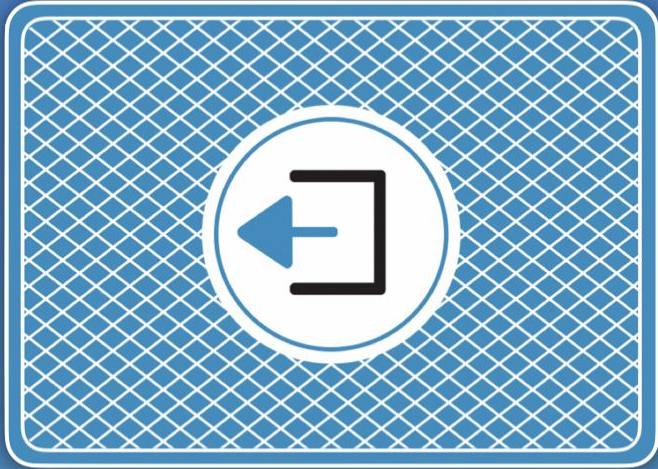
Did everyone in your group have an opportunity to contribute?

↳ BreakoutEDU

How one of the
in the game
olved.

out.EDU

Debrief



Breakout EDU doesn't end when the box gets opened. Yes, the game task might be complete at that point, but some of the best magic is what happens during the debrief discussion.

The Reflection Cards include questions suitable for all Breakout EDU games and are used to facilitate a group discussion. The cards can be locked in the Breakout EDU box or distributed after the game concludes.

The Power of Breakout EDU



Active Learning

Breakout EDU games transfer the ownership of learning from the instructor to the student, making it easy to observe how learners approach problem solving and apply their knowledge.



The Four Cs

In addition to the content knowledge needed to succeed in a specific game, all Breakout EDU games require critical thinking, collaboration, creativity, and communication.



Cultivating Grit

A Breakout EDU game provides learners with many opportunities to fail forward. Every unsuccessful attempt to open a lock forces the player to try again.





End of Game Photo

End of Game Photo

Win or lose, it's always great to celebrate the learning experience of a Breakout EDU game with a team photo!

We have included some fun signs and/or backgrounds for your photos.






Order your kit at
store.BreakoutEDU.com



BreakoutEDU Games



Breakout EDU Game Library
BreakoutEDU.com/games

Breakout EDU Game Library

Over 350 Breakout EDU games
are available for learners of all ages.

Each game includes detailed instructions,
printable materials, links, and a set-up video

We encourage game development and sharing
with the Breakout EDU community.

BreakoutEDU.com/games



Register for the game password at
BreakoutEDU.com/register




Learn more at
BreakoutEDU.com/welcome



Learn about the Locks at
BreakoutEDU.com/lock-tutorials-tips

Detailed instructions, video tutorials, and helpful tips



Create your own game at
BreakoutEDU.com/create