



MNPS District





1. Teacher Survey
Fall 2018



Report created by
Panorama Education



Summary

Topic Description	Results	Benchmark
Educating All Students Faculty perceptions of their readiness to address issues of diversity.	81%	 60th - 79th percentile compared to others nationally
Family Relationships Perceptions of trusting relationships between educators and families.	63%	
Feedback and Coaching Perceptions of the amount and quality of feedback faculty and staff receive.	50% ▲ 2 since last survey	 40th - 59th percentile compared to others nationally
Professional Learning Perceptions of the amount and quality of professional growth and learning opportunities available to faculty and staff.	58% ▲ 4 since last survey	 60th - 79th percentile compared to others nationally
Safety and Discipline Perceptions of the orderliness of the school environment and the quality of school disciplinary practices.	65% ▲ 2 since last survey	
School Climate Perceptions of the overall school climate.	78%	
School Leadership Perceptions of the school leadership's effectiveness.	60% ▲ 2 since last survey	 40th - 59th percentile compared to others nationally

4,963 responses



Educating All Students

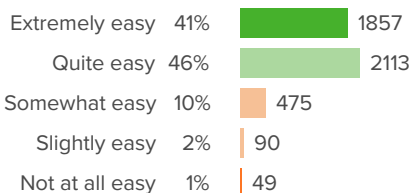
Your average

81%

4,963 responses

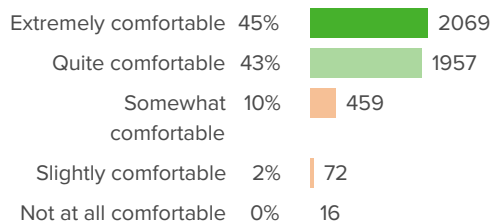
How did people respond?

Q.1: How easy do you find interacting with students at your school who are from a different cultural background than your own?



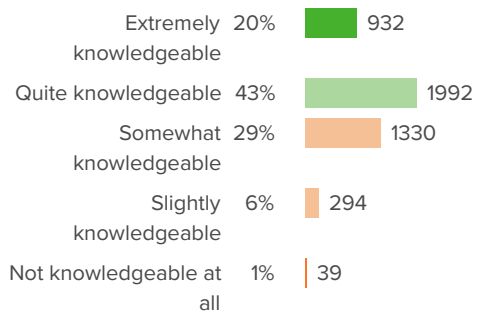
Favorable: **87%**

Q.2: How comfortable would you be incorporating new material about people from different backgrounds into your curriculum?



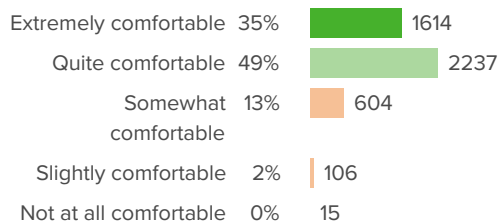
Favorable: **88%**

Q.3: How knowledgeable are you regarding where to find resources for working with students who have unique learning needs?



Favorable: **64%**

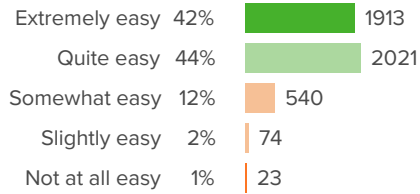
Q.4: If students from different backgrounds struggled to get along in your class, how comfortable would you be intervening?



Favorable: **84%**

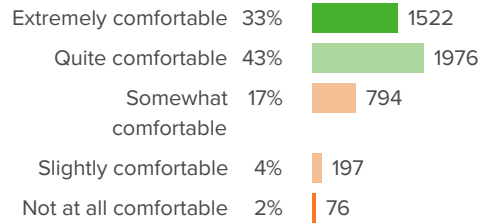


Q.5: How easy would it be for you to teach a class with groups of students from very different religions from each other?



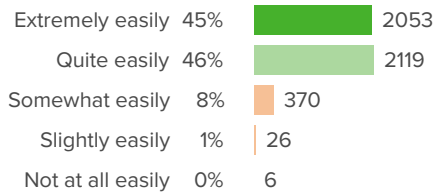
Favorable: **86%**

Q.6: In response to events that might be occurring in the world, how comfortable would you be having conversations about race with your students?



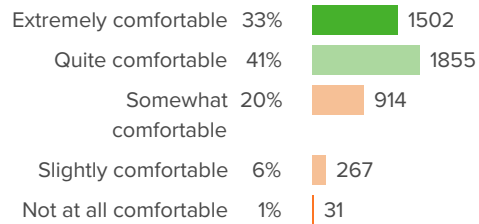
Favorable: **77%**

Q.7: How easily do you think you could make a particularly overweight student feel like a part of class?



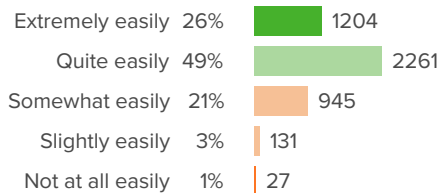
Favorable: **91%**

Q.8: How comfortable would you be having a student who could not communicate well with anyone in class because his/her home language was unique?



Favorable: **73%**

Q.9: When a sensitive issue of diversity arises in class, how easily can you think of strategies to address the situation?



Favorable: **76%**



Family Relationships

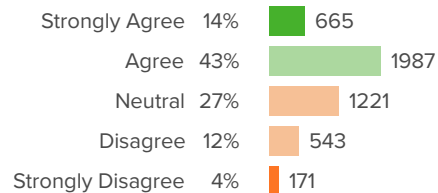
Your average

63%

4,963 responses

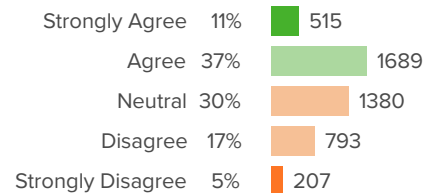
How did people respond?

Q.1: Most students' parents do their best to help their children learn.



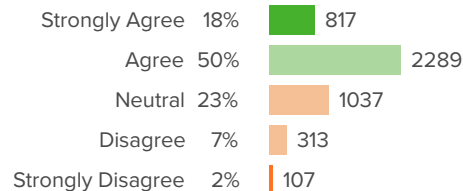
Favorable: **58%**

Q.2: Teachers in school feel good about parents' support for their work.



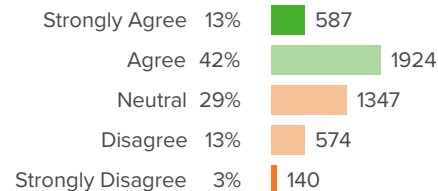
Favorable: **48%**

Q.3: Most students' parents support my teaching efforts.



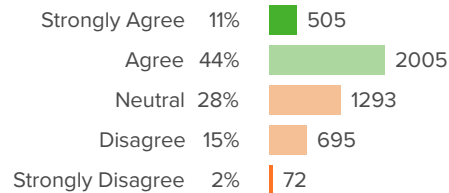
Favorable: **68%**

Q.4: Teachers and parents think of each other as partners in educating kids.



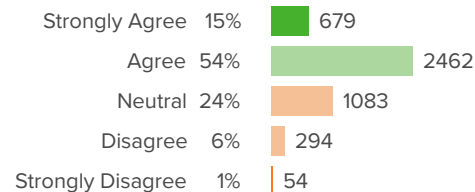
Favorable: **55%**

Q.5: It isn't difficult overcoming cultural barriers between teachers and parents.



Favorable: **55%**

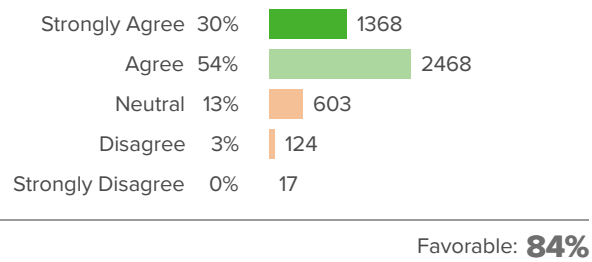
Q.6: Parents have confidence in teachers' expertise.



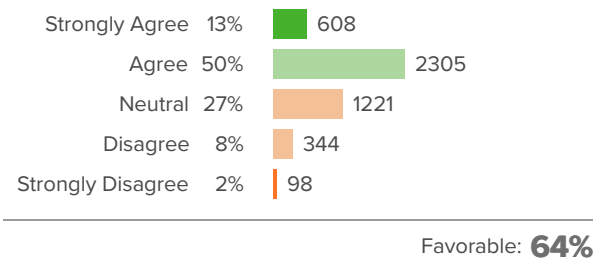
Favorable: **69%**



Q.7: Staff work hard to build trusting relationships with parents.



Q.8: Teachers feel respect from the parents of their students.





Feedback and Coaching

Your average

50%

4,963 responses

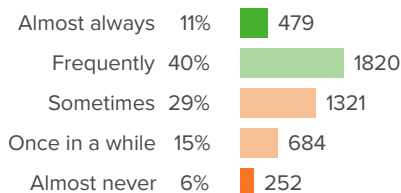
Change

▲ 2

since last survey

How did people respond?

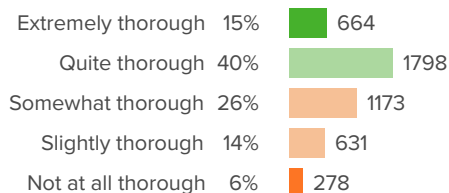
Q.1: How often do you receive feedback on your teaching?



▲ 6 from last survey

Favorable: **50%**

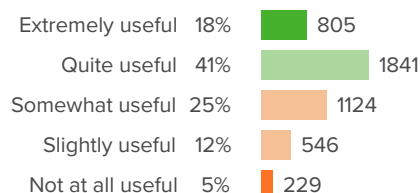
Q.2: At your school, how thorough is the feedback you receive in covering all aspects of your role as a teacher?



▲ 4 from last survey

Favorable: **54%**

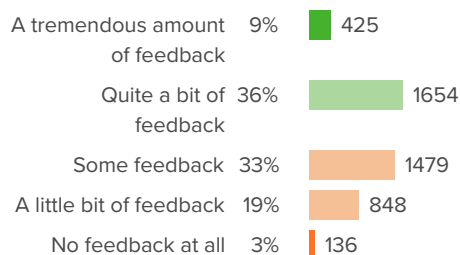
Q.3: How useful do you find the feedback you receive on your teaching?



▲ 3 from last survey

Favorable: **58%**

Q.4: How much feedback do you receive on your teaching?

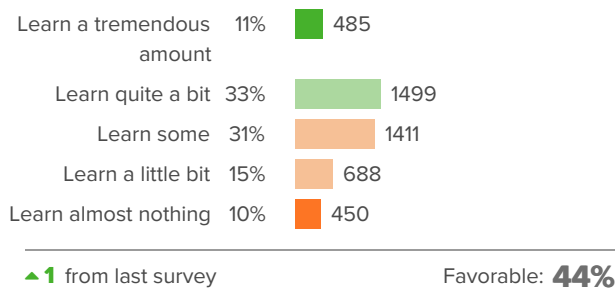


▼ 2 from last survey

Favorable: **46%**



Q.5: How much do you learn from the teacher evaluation processes at your school?





Professional Learning

Your average

58%

4,963 responses

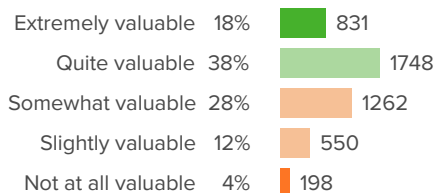
Change

▲ 4

since last survey

How did people respond?

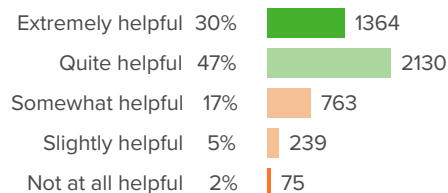
Q.1: At your school, how valuable are the available professional development opportunities?



▲ 4 from last survey

Favorable: **56%**

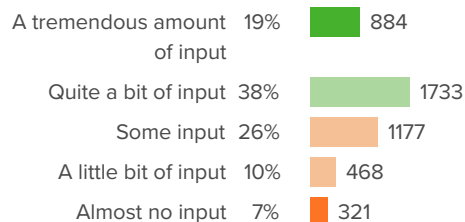
Q.2: How helpful are your colleagues' ideas for improving your teaching?



▲ 7 from last survey

Favorable: **76%**

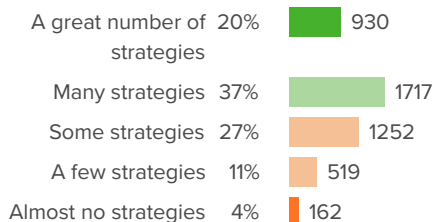
Q.3: How much input do you have into individualizing your own professional development opportunities?



▲ 7 from last survey

Favorable: **57%**

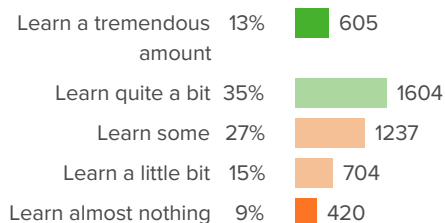
Q.4: Through working at your school, how many new teaching strategies have you learned?



▲ 3 from last survey

Favorable: **58%**

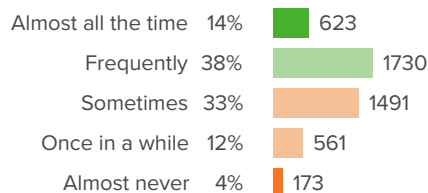
Q.5: Overall, how much do you learn about teaching from the leaders at your school?



▲ 4 from last survey

Favorable: **48%**

Q.6: How often do your professional development opportunities help you explore new ideas?

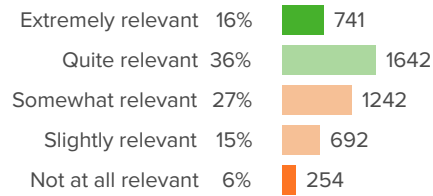


▲ 3 from last survey

Favorable: **51%**



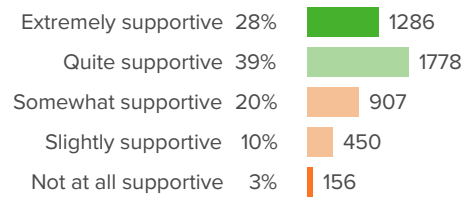
Q.7: How relevant have your professional development opportunities been to the content that you teach?



▲ 2 from last survey

Favorable: **52%**

Q.8: Overall, how supportive has the school been of your growth as a teacher?



▲ 4 from last survey

Favorable: **67%**



Safety and Discipline

Your average

65%

4,963 responses

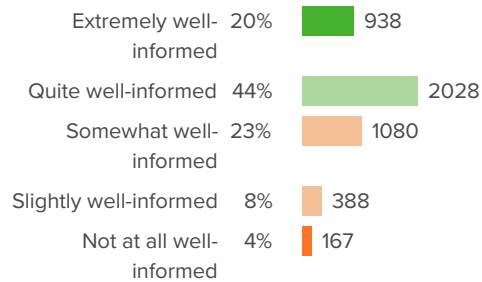
Change

▲ 2

since last survey

How did people respond?

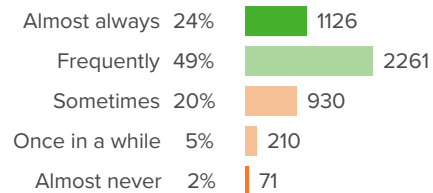
Q.1: How well-informed are staff about school policies and procedures?



▼ 3 from last survey

Favorable: **64%**

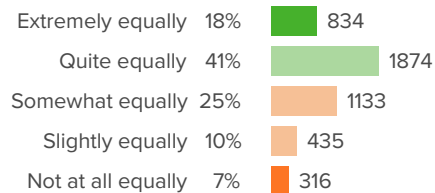
Q.2: How often do staff at this school recognize students for positive behavior?



▼ 1 from last survey

Favorable: **74%**

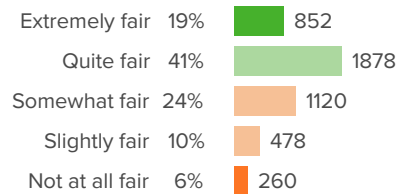
Q.3: How equally are school rules applied to all students?



▲ 5 from last survey

Favorable: **59%**

Q.4: How fair is discipline at this school?

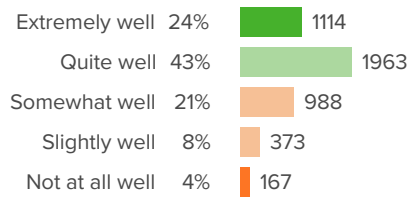


▲ 5 from last survey

Favorable: **60%**



Q.5: How well do staff at this school work together to ensure an orderly environment?



▲ 3 from last survey

Favorable: **67%**



School Climate

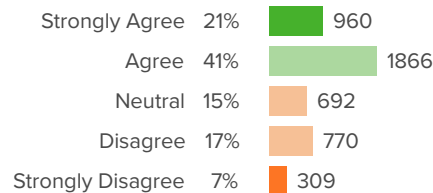
Your average

78%

4,963 responses

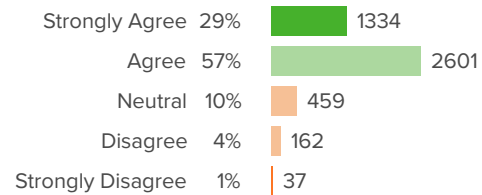
How did people respond?

Q.1: This school consistently has high expectations for student behavior with strict and fair discipline.



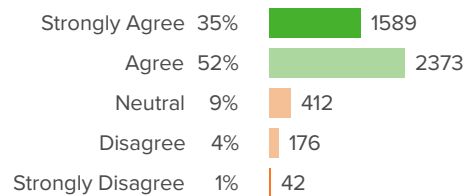
Favorable: **61%**

Q.2: Students consistently feel comfortable seeking help from teachers and other staff members for both academic and personal concerns.



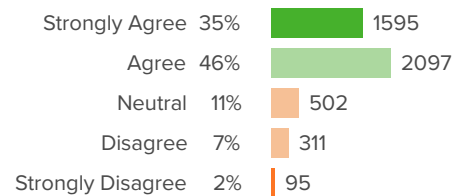
Favorable: **86%**

Q.3: Teachers and other staff members consistently show respect, warmth, and concern for students.



Favorable: **86%**

Q.4: This school consistently has high academic expectations for students.



Favorable: **80%**



School Leadership

Your average

60%

4,963 responses






Change

▲ 2

since last survey

How did people respond?






Q.1: How positive is the tone that school leaders set for the culture of the school?

Extremely positive	31%		1408
Quite positive	37%		1713
Somewhat positive	17%		800
Slightly positive	10%		479
Not at all positive	4%		199

▲ 3 from last survey

Favorable: **68%**






Q.2: For your school leaders, how important is teacher satisfaction?

Extremely important	24%		1116
Quite important	35%		1616
Somewhat important	20%		914
Slightly important	13%		585
Not important at all	8%		368

▲ 2 from last survey

Favorable: **59%**






Q.3: Overall, how positive is the influence of the school leaders on the quality of your teaching?

Extremely positive	25%		1133
Quite positive	38%		1723
Somewhat positive	19%		880
Slightly positive	12%		566
Not at all positive	6%		277

▲ 1 from last survey

Favorable: **62%**

Q.4: How effectively do school leaders communicate important information to teachers?

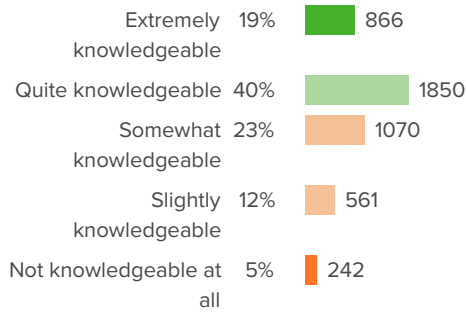
Extremely effectively	24%		1104
Quite effectively	36%		1676
Somewhat effectively	21%		988
Slightly effectively	11%		528
Not at all effectively	7%		301

▲ 1 from last survey

Favorable: **60%**



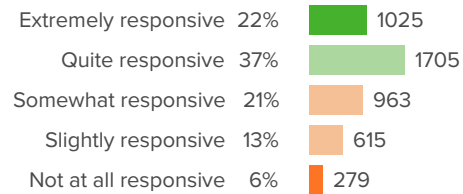
Q.5: How knowledgeable are your school leaders about what is going on in teachers' classrooms?



▲ 3 from last survey

Favorable: **59%**

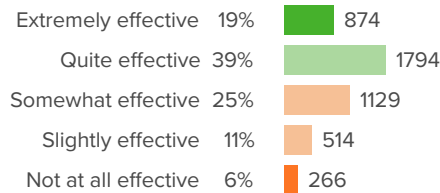
Q.6: How responsive are school leaders to your feedback?



▲ 3 from last survey

Favorable: **60%**

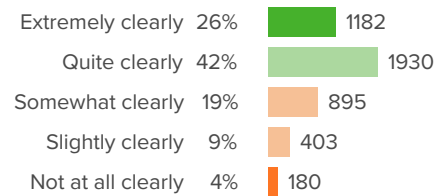
Q.7: How effective are the school leaders at developing rules for students that facilitate their learning?



▲ 4 from last survey

Favorable: **58%**

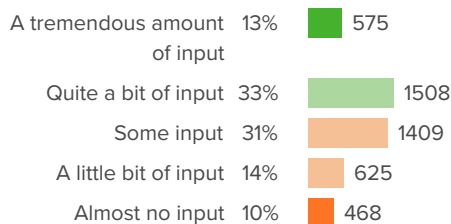
Q.8: How clearly do your school leaders identify their goals for teachers?



▲ 4 from last survey

Favorable: **68%**

Q.9: When the school makes important decisions, how much input do teachers have?



▲ 0 from last survey

Favorable: **45%**



Other questions

How did people respond? _____

Q.1: Would you like to take this survey?

