



MNPS District


Student Survey
Fall 2018



Report created by
Panorama Education



Summary

Topic Description	Results	Benchmark
Academic Press Student perceptions of teachers' rigorous academic expectations.	78% ▲1 since last survey	
Belonging Students' sense of belonging to their school community.	56% ▲1 since last survey	
Bullying Prevalence of student bullying. This topic was expanded in Fall 2018.	55%	
Classroom Management Perceptions of the orderliness of classroom environments and the effective management of class time.	41%	
Culture of Diversity Perceptions that the school values equity and diversity.	62%	
Inclusive Instruction Perceptions that classroom instruction reflects diverse people and experiences. This topic was expanded in Fall 2019.	31%	
School Engagement How attentive and invested students are in school.	44% ▲1 since last survey	 20th - 39th percentile compared to others nationally
School Safety Perceptions of safety at school. This topic was expanded in Fall 2018.	62%	



Student Voice

Perceptions of how much student voice is valued at school.

47%

▼ **2**

since last survey

Student-Student Relationships

Perceptions of the quality of relationships among students. This topic was modified and expanded in Fall 2018.

37%

Student-Teacher Relationships

Perceptions of the quality of relationships between students and teachers.

66%

39,659 responses



Academic Press

Your average

78%

39,659 responses

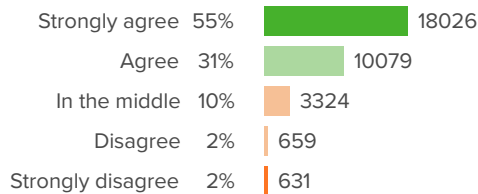
Change

▲ 1

since last survey

How did people respond?

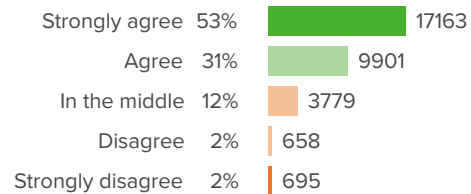
Q.1: My teachers expect me to work hard.



▲ 2 from last survey

Favorable: **86%**

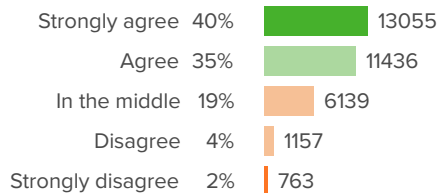
Q.2: My teachers really want me to learn a lot.



▲ 1 from last survey

Favorable: **84%**

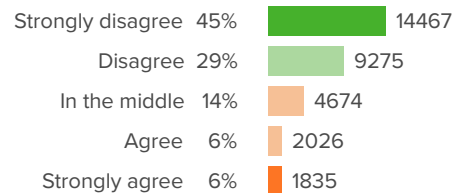
Q.3: My teachers expect a lot from students.



▲ 0 from last survey

Favorable: **75%**

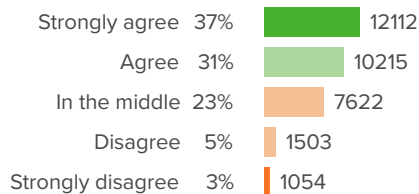
Q.4: My teachers do not really care how much I learn.



▲ 0 from last survey

Favorable: **74%**

Q.5: My teachers expect me to attend college.



▼ 2 from last survey

Favorable: **69%**



Belonging

Your average

56%

39,659 responses






Change

▲ 1

since last survey

How did people respond?






Q.1: I am happy to be at this school.

Strongly agree	31%		10067
Agree	26%		8380
In the middle	27%		8808
Disagree	7%		2394
Strongly disagree	9%		2994

▲ 0 from last survey

Favorable: **57%**






Q.2: I feel like I am part of this school.

Strongly agree	26%		8492
Agree	29%		9280
In the middle	27%		8876
Disagree	10%		3094
Strongly disagree	8%		2597

▲ 0 from last survey

Favorable: **55%**






Q.3: I feel like I belong.

Strongly agree	24%		7835
Agree	28%		9259
In the middle	30%		9782
Disagree	9%		3042
Strongly disagree	8%		2627

▲ 1 from last survey

Favorable: **53%**

Q.4: I feel socially accepted.

Strongly agree	24%		7776
Agree	33%		10523
In the middle	29%		9431
Disagree	8%		2478
Strongly disagree	6%		2041

▲ 0 from last survey

Favorable: **57%**



Bullying

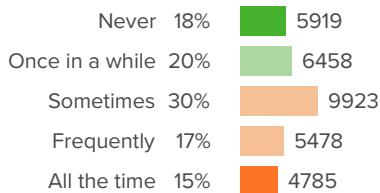
Your average

55%

39,659 responses

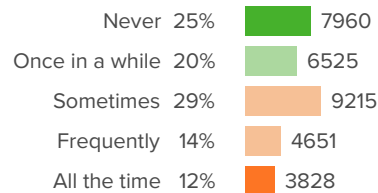
How did people respond?

Q.1: How often do students at your school...make fun of, call names, or insult other students, in a hurtful way?



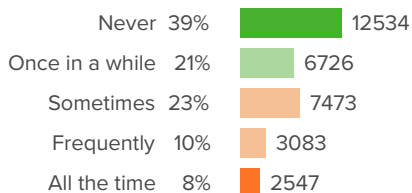
Favorable: **38%**

Q.2: How often do students at your school... spread hurtful rumors about other students?



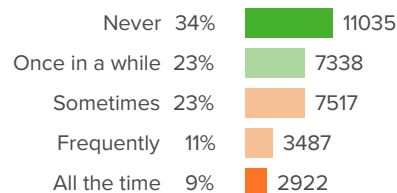
Favorable: **45%**

Q.3: How often do students at your school...threaten other students with harm?



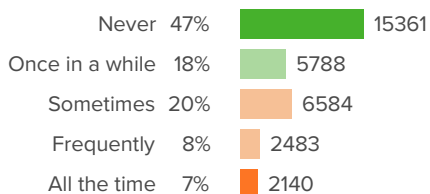
Favorable: **60%**

Q.4: How often do students at your school...push, shove, trip, or spit on other students?



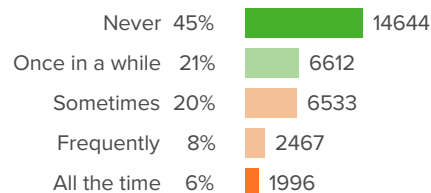
Favorable: **57%**

Q.5: How often do students at your school...try to make other students do things they do not want to do, for example give them money or other things?



Favorable: **65%**

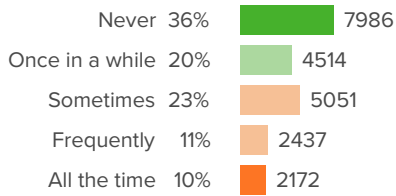
Q.6: How often do students at your school...destroy other students' property on purpose?



Favorable: **66%**

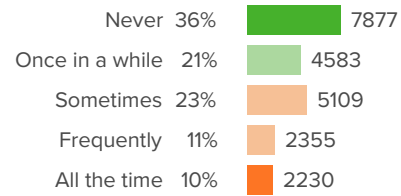


Q.7: How often do students at your school... spread lies or hurtful information about other students online or by text message?



Favorable: **56%**

Q.8: How often do students at your school... make fun of, call names, or insult other students online or by text message?



Favorable: **56%**



Classroom Management

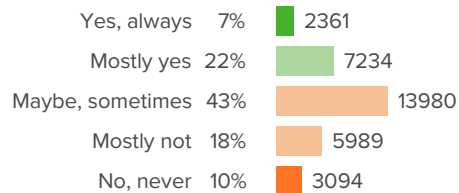
Your average

41%

39,659 responses

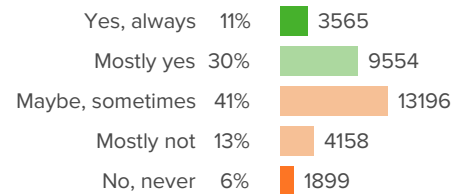
How did people respond?

Q.1: My classmates behave the way my teachers want them to.



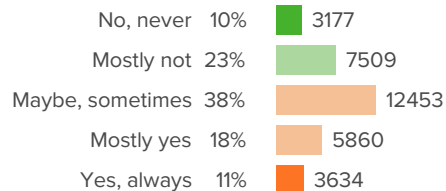
Favorable: **29%**

Q.2: Our classes stay busy and do not waste time.



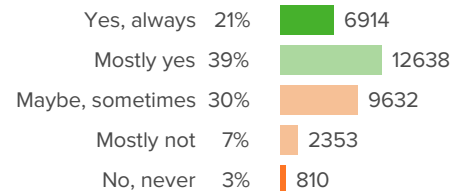
Favorable: **41%**

Q.3: Students behave so badly in my classes that it slows down our learning.



Favorable: **33%**

Q.4: Everybody knows what they should be doing and learning in class.



Favorable: **60%**



Culture of Diversity

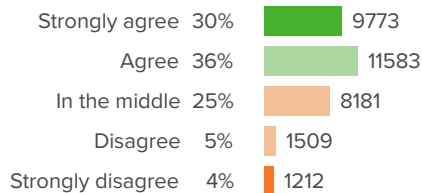
Your average

62%

39,659 responses

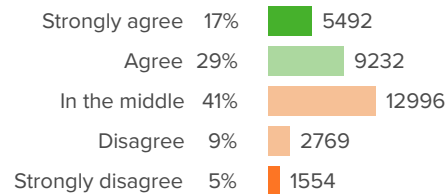
How did people respond?

Q.1: I work with students of different backgrounds in class.



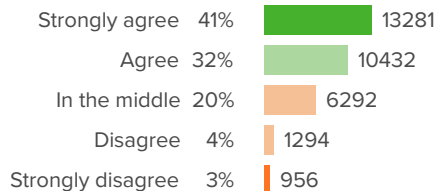
Favorable: **66%**

Q.2: Students from all backgrounds get along well.



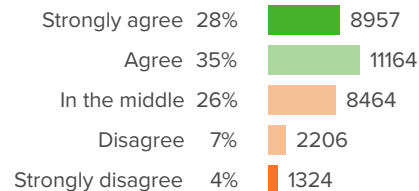
Favorable: **46%**

Q.3: Teachers treat students of all backgrounds with respect.



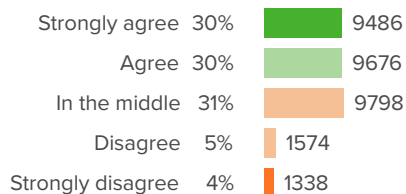
Favorable: **74%**

Q.4: I learn about different cultures and traditions in school.



Favorable: **63%**

Q.5: Diversity is important at my school.



Favorable: **60%**



Inclusive Instruction

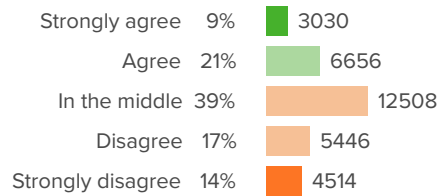
Your average

31%

39,659 responses

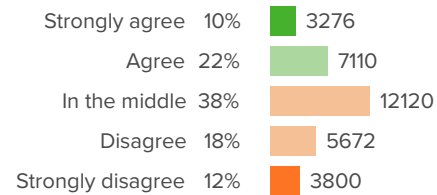
How did people respond?

Q.1: I see people who look like me in class materials.



Favorable: **30%**

Q.2: I learn about the achievements of people who look like me.



Favorable: **32%**



School Engagement

Your average

44%

39,659 responses

Change

▲ 1

since last survey

How did people respond?

Q.1: How excited are you about going to your classes?

Extremely excited	17%	5586
Quite excited	21%	7046
Somewhat excited	29%	9671
Slightly excited	18%	6029
Not at all excited	14%	4651

▲ 0 from last survey

Favorable: **38%**

Q.2: How focused are you on the activities in your classes?

Extremely focused	21%	6742
Quite focused	44%	14117
Somewhat focused	24%	7629
Slightly focused	9%	2767
Not at all focused	3%	1040

▼ 2 from last survey

Favorable: **65%**

Q.3: In your classes, how excited are you to participate?

Extremely excited	20%	6583
Quite excited	24%	7787
Somewhat excited	29%	9553
Slightly excited	17%	5419
Not at all excited	10%	3284

▲ 4 from last survey

Favorable: **44%**

Q.4: When you are not in school, how often do you talk about ideas from your classes?

Almost always	9%	2834
Frequently	13%	4237
Sometimes	33%	10831
Once in a while	23%	7457
Almost never	22%	7044

▲ 1 from last survey

Favorable: **22%**

Q.5: How interested are you in your classes?

Extremely interested	18%	5729
Quite interested	31%	10207
Somewhat interested	29%	9484
Slightly interested	15%	4808
Not at all interested	8%	2466

▲ 1 from last survey

Favorable: **49%**



School Safety

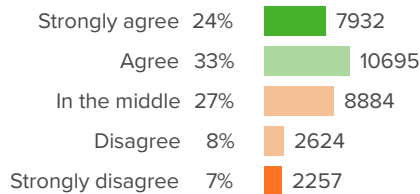
Your average

62%

39,659 responses

How did people respond?

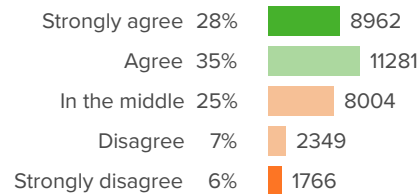
Q.1: I feel safe outside around the school.



▲ 0 from last survey

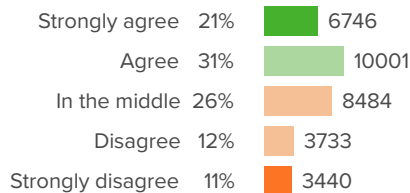
Favorable: **58%**

Q.2: I feel safe in the hallways of the school.



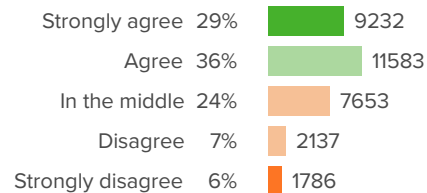
Favorable: **63%**

Q.3: I feel safe in the bathrooms of the school.



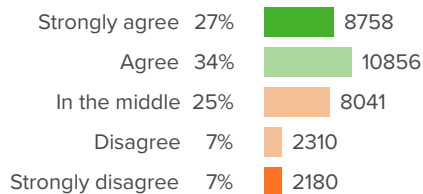
Favorable: **52%**

Q.4: I feel safe in the cafeteria.



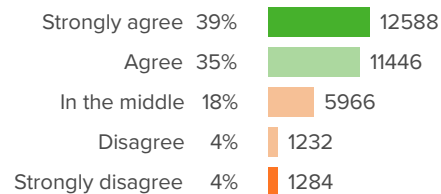
Favorable: **64%**

Q.5: I feel safe in the gym and locker rooms.



Favorable: **61%**

Q.6: I feel safe in my classrooms.



▼ 3 from last survey

Favorable: **74%**



Student Voice

Your average

47%

39,659 responses

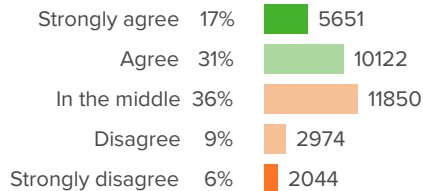
Change

▼ **2**

since last survey

How did people respond?

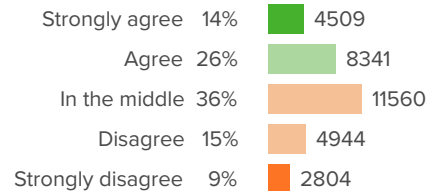
Q.1: In my school, students are given a chance to help make decisions.



▼ **7** from last survey

Favorable: **48%**

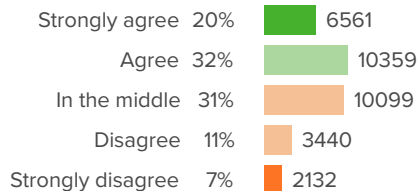
Q.2: Students are involved in helping to solve school problems.



▼ **2** from last survey

Favorable: **40%**

Q.3: Adults in this school ask students about their ideas.



▲ **1** from last survey

Favorable: **52%**



Student-Student Relationships

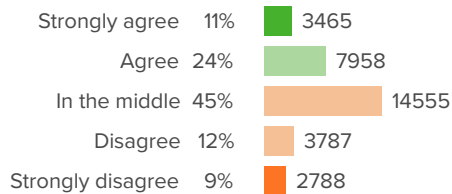
Your average

37%

39,659 responses

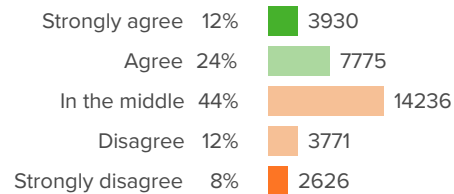
How did people respond?

Q.1: Students are friendly with each other.



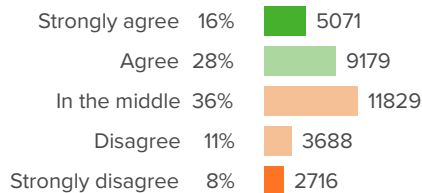
Favorable: **35%**

Q.2: Students care about each other.



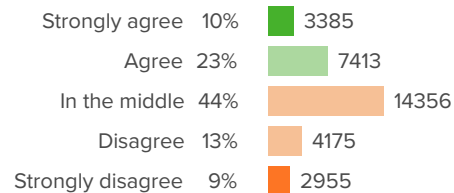
Favorable: **36%**

Q.3: Students respect others who are different from them.



Favorable: **44%**

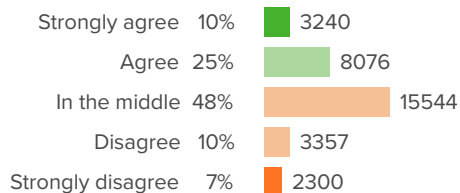
Q.4: Students treat each other with respect.



▲ 3 from last survey

Favorable: **33%**

Q.5: Students get along with each other.



▲ 4 from last survey

Favorable: **35%**



Student-Teacher Relationships

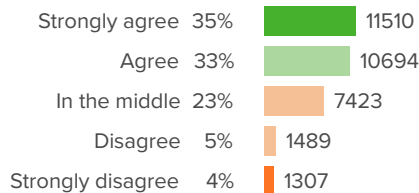
Your average

66%

39,659 responses

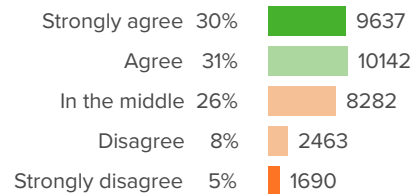
How did people respond?

Q.1: I feel safe and comfortable with my teachers in this school.



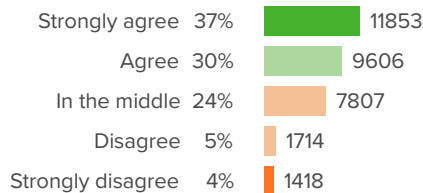
Favorable: **68%**

Q.2: My teachers always try to be fair.



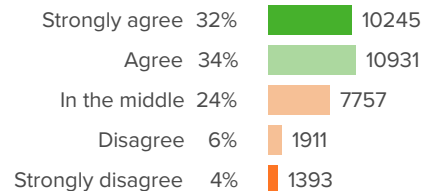
Favorable: **61%**

Q.3: My teachers really care about me.



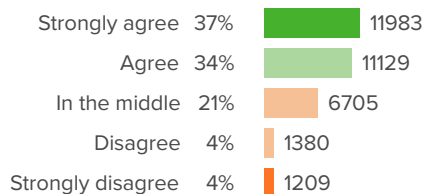
Favorable: **66%**

Q.4: My teachers tell me not to do something when they have a good reason.



Favorable: **66%**

Q.5: My teachers treat me with respect.



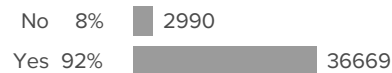
Favorable: **71%**



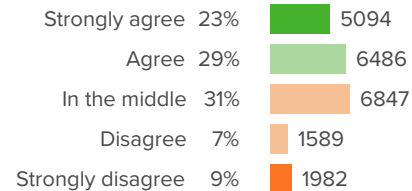
Other questions

How did people respond?

Q.1: Would you like to take this survey?

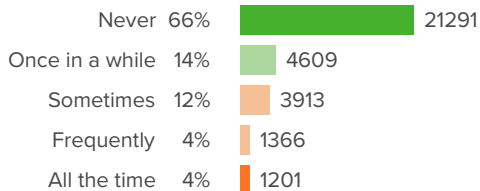


Q.2: My school is a welcoming place for LGBTQ students.



Favorable: **53%**

Q.3: How often do teachers make fun of, call names, or insult students, in a hurtful way?



Favorable: **80%**