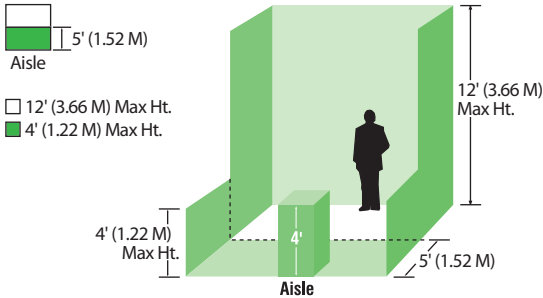


# EXHIBIT CONSTRUCTION GUIDELINES

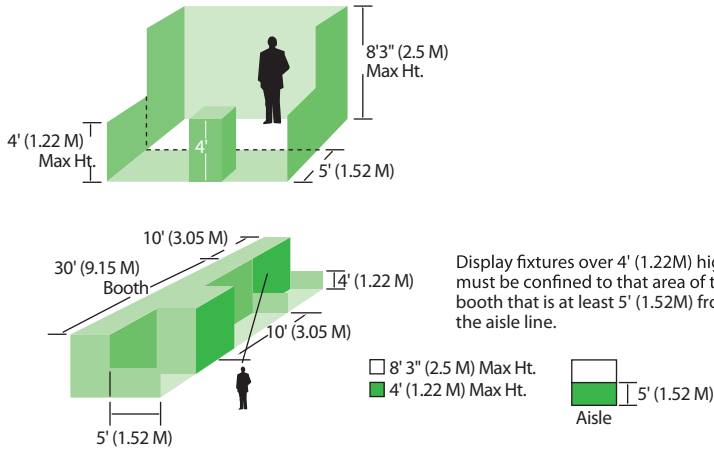
## PERIMETER WALL BOOTH

Definition: Standard booth located on the outer perimeter wall of the exhibit floor.



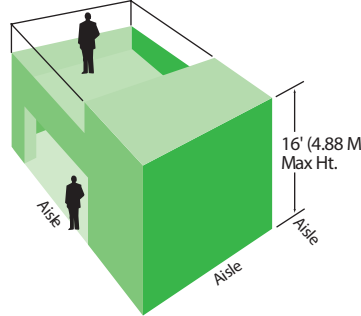
## LINEAR BOOTH

Definition: One or more standard units in a straight line (minimum booth size is 8' x 10' = 80 square feet).

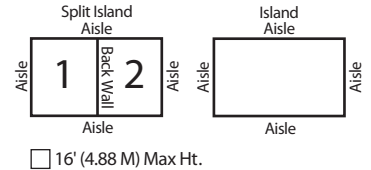


## SPLIT ISLAND BOOTH OR ISLAND BOOTH

Definition: Split Island-Exhibit with aisles on three sides back to back with another exhibitor of the same. Island-Exhibit with aisles on four sides. (minimum booth size is 400 square feet).

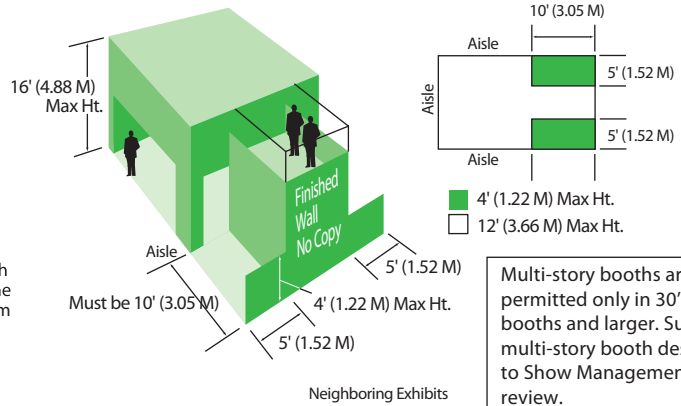


Multi-story booths are permitted only in 30' x 30' booths and larger. Submit multi-story booth designs to Show Management for review.



## PENINSULA BOOTH

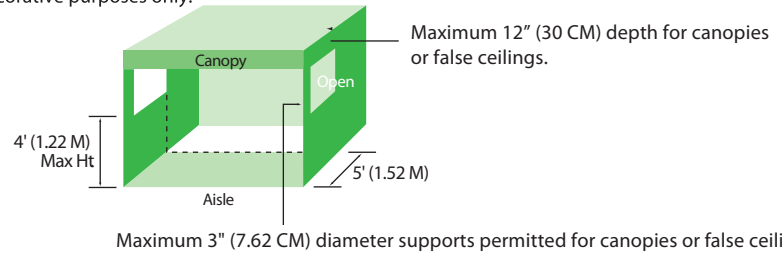
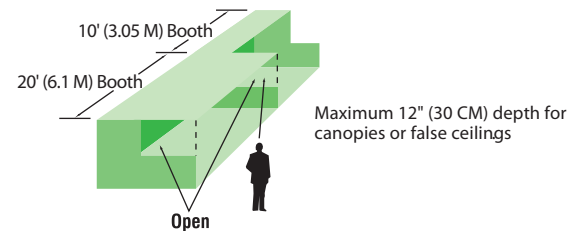
Definition: Exhibit with one or more display levels, minimum 20' x 20' booth size, back-to-back with an aisle on three sides.



Multi-story booths are permitted only in 30' x 30' booths and larger. Submit multi-story booth designs to Show Management for review.

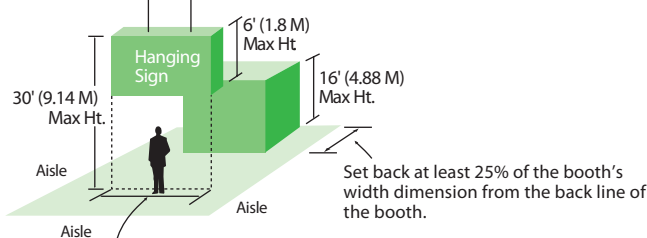
## CANOPIES & CEILINGS

Definition: An exhibit component supported over an exhibitor's space for decorative purposes only.



## HANGING SIGNS

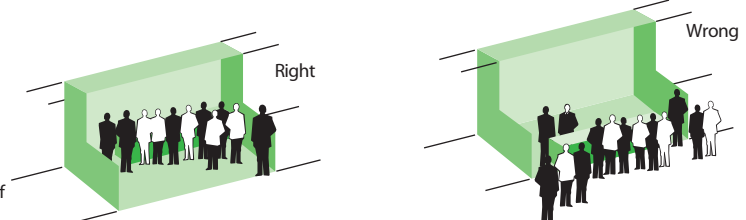
Definition: An exhibit component suspended above an Island or Peninsula exhibit for the purpose of displaying graphics or identification



Length of the sign cannot exceed 50% of the length of the booth  
Height of the actual sign can not exceed 6' (1.82 M).

## DEMONSTRATIONS/SAMPLING

Definition: The part of the exhibit program involving the interaction of exhibit personnel and their audience through corporate presentations, product demonstrations or sampling.



## MACHINERY/EQUIPMENT

Machinery and equipment may be displayed in a manner comparable to actual industrial utilization, but should be positioned so as to minimize interference with sightline into neighboring booths and shall be no closer than 12" (30 CM) from the aisle.