

2014 AAU 3rd Qualifier

Meet Results

Mar 14-16, 2014

Page: 1
Printed: 3/16/2014 4:27:00 PM

Women / 1 / All
Session: 1

Judge's Signatures





Rank	Num	Name	Gym					AA
1	354	Julia Lemmon	AcroFit	9.150 7T	9.200 5T	9.300 4T	9.400 2T	37.050 1
2	356	Ava O'Hara	AcroFit	9.000 14T	9.400 1	9.350 2T	9.100 9T	36.850 2
3T	357	Ciara Podolan	AcroFit	9.100 9T	8.700 25	9.350 2T	9.500 1	36.650 3T
3T	103	Sophia Green	Horizon	9.350 2	9.200 5T	9.200 7T	8.900 23	36.650 3T
3T	351	Kendal Dooley	AcroFit	9.200 5T	9.100 10T	9.300 4T	9.050 13T	36.650 3T
6	346	Emily Archer	AcroFit	8.950 18	9.000 14T	9.400 1	9.200 7	36.550 6
7	101	Juliana Colwell	Horizon	9.400 1	9.000 14T	9.050 12T	9.000 15T	36.450 7
8	363	Juliette Stone	AcroFit	9.000 14T	8.800 20T	9.200 7T	9.400 2T	36.400 8
9	102	Jaylyn Drennon	Horizon	9.200 5T	9.000 14T	9.150 10T	9.000 15T	36.350 9
10	106	Kayla Miller	Horizon	9.150 7T	9.000 14T	9.000 17T	9.100 9T	36.250 10
11	361	Cecilia Sanders	AcroFit	8.900 19T	9.200 5T	8.800 20T	9.150 8	36.050 11
12	360	McKenzie Rusch	AcroFit	8.900 19T	9.200 5T	8.800 20T	9.100 9T	36.000 12
13	113	Mackenzie Sturges	Horizon	9.000 14T	9.300 2T	8.650 26T	9.000 15T	35.950 13
14	349	London Dailey	AcroFit	8.650 33T	9.150 9	9.050 12T	9.000 15T	35.850 14
15	105	Adriana Hinds	Horizon	9.050 12T	9.100 10T	9.050 12T	8.600 30T	35.800 15
16T	109	Kailey Provencher	Horizon	8.900 19T	8.400 29T	9.150 10T	9.300 5T	35.750 16T
16T	107	Emily O'Neal	Horizon	9.300 3	9.000 14T	8.750 24	8.700 26T	35.750 16T
16*	359	Amelia Rusch	AcroFit	9.050 12T	9.100 10T	8.600 28T	9.000 15*	35.750 16*
16*	352	Makenzie Fox	AcroFit	9.100 9T	8.600 26T	9.050 12T	9.000 15*	35.750 16*
20	364	Rachel Ward	AcroFit	8.850 25T	9.300 2T	8.500 32T	9.050 13T	35.700 20
21	100	Lia Cericola	Horizon	8.700 31T	9.300 2T	8.650 26T	9.000 15T	35.650 21
22	110	Sophia Riggs	Horizon	9.000 14T	8.800 20T	8.850 19	8.800 24T	35.450 22
23T	353	Grace Johnson	AcroFit	9.250 4	8.000 33	9.050 12T	9.000 15T	35.300 23T
23T	350	Kayla DiAngelo	AcroFit	8.700 31T	8.800 20T	8.700 25	9.100 9T	35.300 23T
25	358	Rylee Roads	AcroFit	8.500 35T	9.100 10T	8.350 35	9.300 5T	35.250 25

2014 AAU 3rd Qualifier

Meet Results

Mar 14-16, 2014

Page: 2
 Printed: 3/16/2014 4:27:00 PM
Women / 1 / All
Session: 1

Rank	Num	Name	Gym					AA
26	421	Victoria Lutniak	Extreme	8.500 35T	8.900 19	9.300 4T	8.500 33	35.200 26
27T	348	Meghan Cox	AcroFit	8.500 35T	8.600 26T	8.600 28T	9.400 2T	35.100 27T
27T	112	Christiana Scarsella	Horizon	8.900 19T	8.800 20T	8.800 20T	8.600 30T	35.100 27T
29	422	Kamryn Matney	Extreme	8.900 19T	8.800 20T	8.500 32T	8.700 26T	34.900 29
30	423	Kylie Matney	Extreme	8.850 25T	8.500 28	8.800 20T	8.600 30T	34.750 30
31T	115	Selina Zdrojoway	Horizon	8.900 19T	7.500 37	9.200 7T	8.800 24T	34.400 31T
31T	420	Isabella Hummon	Extreme	9.100 9T	8.100 32	8.500 32T	8.700 26T	34.400 31T
33	419	Alexis Heuss	Extreme	8.650 33T	8.400 29T	9.000 17T	8.200 36T	34.250 33
34	114	Makenzi Wyas	Horizon	8.800 29	8.300 31	8.000 36T	8.700 26T	33.800 34
35	104	Emily Heffner	Horizon	8.850 25T	7.900 34T	8.600 28T	8.300 35	33.650 35
36	111	Abigail Robinson	Horizon	8.850 25T	7.900 34T	8.550 31	8.200 36T	33.500 36
37	347	Cora Bannon	AcroFit	8.750 30	7.800 36	8.000 36T	8.400 34	32.950 37