





2016 Team Florida Spring Championships GB

Team Results

Women / 3A,3B,3C,3D,3Y,3Z / All Ages

Session: All

Apr 23-24, 2016

| Rank | Gym | Team | Score |  |  |  |  |
|------|------------------|------|---------|---|---|---|---|
| 1 | Suncoast | L | 114.925 | 28.300 4 | 28.575 1 | 28.800 3 | 29.250 1 |
| 2 | World Class | L | 114.525 | 27.975 7 | 28.325 2 | 29.000 1 | 29.225 2 |
| 3 | Apollo | L | 114.125 | 28.575 2 | 27.700 5 | 28.825 2 | 29.025 3 |
| 4 | Tampa Gymnastics | L | 114.000 | 28.625 1 | 27.825 3 | 28.650 4 | 28.900 5 |
| 5 | WGV | L | 113.175 | 28.125 6 | 27.800 4 | 28.250 6 | 29.000 4 |
| 6 | Bayside | L | 112.825 | 28.425 3 | 27.350 6 | 28.425 5 | 28.625 6T |
| 7 | North Florida OP | L | 110.825 | 28.200 5 | 27.125 7 | 27.250 9 | 28.250 9 |
| 8 | Fleming Island | L | 110.675 | 27.725 10 | 26.900 8 | 27.425 8 | 28.625 6T |
| 9 | Sun Country | L | 110.175 | 27.850 8 | 26.400 10 | 27.975 7 | 27.950 10 |
| 10 | Horizon | L | 109.425 | 27.750 9 | 26.825 9 | 26.575 10 | 28.275 8 |