

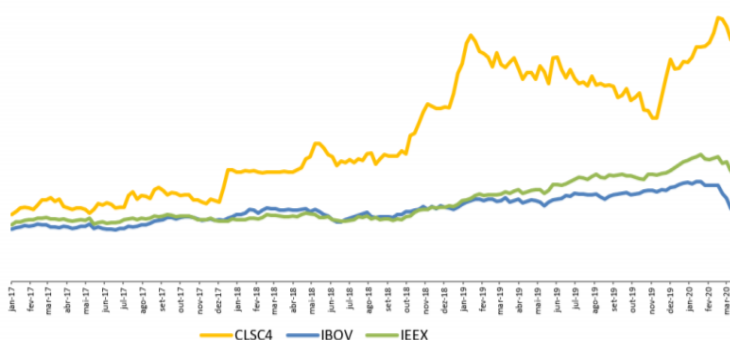
Celesc

Centrais Elétricas de Santa Catarina S.A.

CORPORATE PROFILE

Structured as a holding company in 2006, the Company has two wholly owned subsidiaries - Celesc Geração S.A. and Celesc Distribuição S.A. It also controls Companhia de Gás de Santa Catarina (SCGÁS) and is a partner of Dona Francisca Energética S.A. (DFESA), Empresa Catarinense de Transmissão de Energia S.A. (ECTE), Companhia Catarinense de Água e Saneamento (CASAN) and the project of Usina Hidrelétrica Cubatão S.A. Its majority shareholder is the state of Santa Catarina, which owns 50.2% of the Company's common shares, corresponding to 20.2% of the total capital stock.

CLSC4 - IBOVESPA - IEE - EVOLUÇÃO Janeiro 2017 - Março 2020



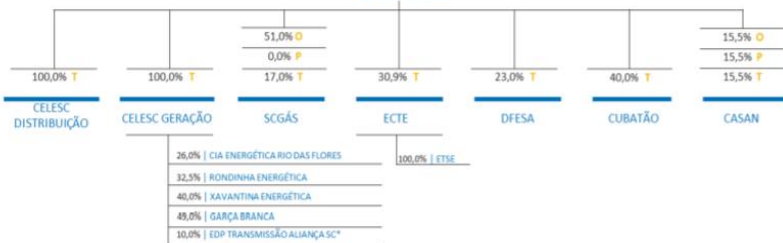
Principais Resultados	1º Trimestre		
	2019	2020	Δ
Indicadores Operacionais			
Celesc Distribuição - Energia Faturada Total (GWh)	6.824	6.806	-0,3%
Celesc Geração - Energia Faturada (GWh)	122	81	-34,1%
Indicadores Financeiros - Consolidado (R\$ Milhões)			
Receita Operacional Bruta	3.472,2	3.324,9	-4,2%
Receita Operacional Líquida (excluindo Receita de Construção)	2.016,6	2.002,7	-0,7%
Custos e Despesas Operacionais	(1.985,8)	(1.892,1)	-4,7%
EBITDA (IFRS)	207,9	286,7	37,9%
Margem EBITDA (IFRS)	10,3%	14,3%	
EBITDA Ajustado (IFRS - Não-Recorrentes)	207,9	286,7	37,9%
Margem EBITDA Ajustado	10,3%	14,3%	
Lucro Líquido (IFRS)	72,7	144,0	98,2%
Margem Líquida	3,6%	7,2%	
Lucro Líquido Ajustado (IFRS - Não-Recorrentes)	72,7	144,0	98,2%
Margem Líquida Ajustada	3,6%	7,2%	
Investimentos Realizados em Geração e Distribuição de Energia Elétrica	122,3	129,8	6,2%

ESTADO SC	EDP ENERGIAS	ELEKTROBRAS	CELOS	GF LPAR FIA	ALASKA POLAND FIA	OUTROS
50,2% O	33,1% O	0,0% O	8,6% O	3,0% O	0,0% O	5,1% O
0,0% P	21,1% P	18,0% P	1,0% P	14,7% P	14,3% P	31,7% P
20,2% T	25,4% T	10,8% T	4,1% T	10,0% T	8,6% T	21,0% T

FREE FLOAT
75%



O = ORDINÁRIAS
P = PREFERENCIAIS
T = TOTAL



*Não operacional / Projeto em desenvolvimento

1Q20 HIGHLIGHTS

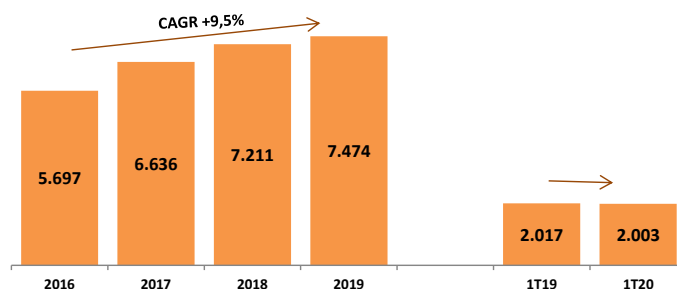
- Billed energy in Celesc Distribuição's concession area reached 6,806 GWh in the quarter;
- Service quality indicators: DEC came to 2.1 hours and FEC totaled 1.6 interruptions;
- Consolidated Net Operating Revenue (excluding construction revenue) totaled R\$2.1 billion, reflecting the performance of the subsidiaries Celesc Distribuição and Celesc Geração and shareholdings;
- Unmanageable expenses (electricity costs) fell 4.1% in 1Q20;
- Manageable costs (PMSO) totaled R\$212.3 million, 0.9% lower than in 1Q19, due to cost-reduction initiatives;
- Consolidated net income reached R\$144.8 million in the quarter, of which R\$124.9 million from the subsidiary Celesc Distribuição and R\$15.7 million from the subsidiary Celesc Geração;
- Consolidated EBITDA totaled R\$286.6 million in the quarter, of which R\$124.9 million from the subsidiary Celesc Distribuição and R\$15.7 million from the subsidiary Celesc Geração;
- The Celesc Group closed 1Q20 with consolidated net debt of R\$1,272.9 million, equivalent to 1.3x 12M adjusted EBITDA and 0.8x shareholders' equity;
- Consolidated investment amounted to R\$129.8 million, of which R\$125.8 million in the subsidiary Celesc Distribuição and R\$4.0 million in the subsidiary Celesc Geração;
- CLSC4 shares declined 7.58% in 1Q20 (8.87% in twelve months), mainly due to the risk aversion in the financial market both in Brazil and in the main global economies, as a result of the COVID-19 epidemic.

WHOLLY OWNED SUBSIDIARIES

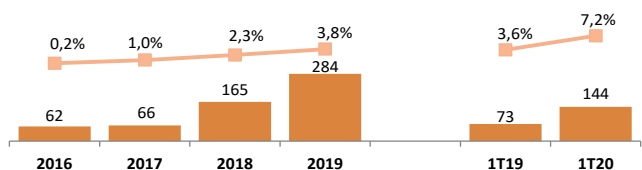
Celesc Distribuição S.A.

The Company supplies energy to over 3.0 million consumer units located in 286 municipalities in Santa Catarina (92% of the state's territory) and in Rio Negro, in Paraná state. The Company distributes around 2.1 million MWh monthly, and gross revenue reached R\$12.7 billion in 2019.

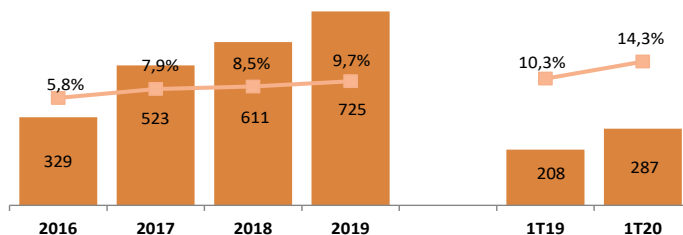
Receita Operacional Líquida (R\$ MM)
EXCLUÍ RECEITA DE CONSTRUÇÃO



Lucro Líquido (R\$ MM) e Margem Líquida (%) IFRS



EBITDA (R\$ MM) e Margem EBITDA (%) IFRS



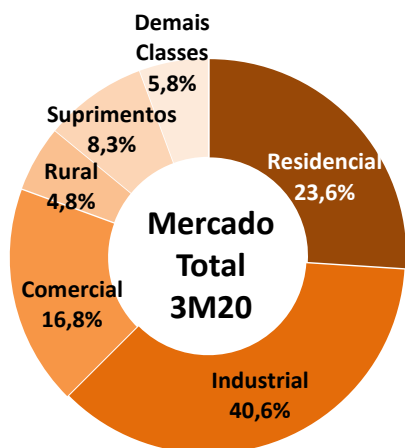
Celesc Distribuição – Consumption by Class 3M20

Celesc Distribuição S.A. | Energia Faturada por Classe de Consumo (em GWh)

Classe de Consumo	Nº Unidades Consumidoras**			Consumo (GWh)		
	mar/19	mar/20	Δ	1T19	1T20	Δ
Mercado Cativo	2.996.564	3.071.758	2,5%	4.649	4.540	-2,3%
Residencial	2.353.651	2.418.807	2,8%	1.838	1.771	-3,6%
Industrial	107.387	111.060	3,4%	609	572	-6,1%
Comercial	272.990	275.607	1,0%	981	952	-3,0%
Rural	234.689	237.888	1,4%	344	350	1,7%
Suprimento de Energia	33	25	-24,2%	493	512	4,0%
Demais Classes	27.814	28.371	2,0%	384	384	-0,2%
Poder Público	23.168	23.552	1,7%	122	117	-4,1%
Iluminação Pública	800	863	7,9%	164	162	-0,8%
Serviço Público	3.453	3.557	3,0%	94	100	6,3%
Consumo Próprio	393	399	1,5%	4	4	-7,1%
Consumidores Livres	981	1.204	22,7%	2.175	2.265	4,1%
Industrial	581	688	18,4%	1.854	1.912	3,1%
Comercial	375	483	28,8%	257	278	8,3%
Rural	7	7	0,0%	14	15	11,7%
Suprimento*	18	26	44,4%	51	60	18,9%
Mercado Total	2.997.545	3.072.962	2,5%	6.824	6.806	-0,3%
Residencial	2.353.651	2.418.807	2,8%	1.838	1.771	-3,6%
Industrial	107.968	111.748	3,5%	2.463	2.484	0,8%
Comercial	273.365	276.090	1,0%	1.238	1.230	-0,7%
Rural	234.696	237.895	1,4%	358	365	2,1%
Suprimento	51	51	0,0%	543	573	5,3%
Demais Classes	27.814	28.371	2,0%	384	384	-0,2%

*Passível de recontabilização pela CCEE.

** Número de Unidades Consumidoras (UC) conforme consumo faturado.



Celesc Geração S.A.

Celesc Geração is a subsidiary of the Celesc Group that operates in the electricity generation segment by operating, maintaining and expanding its own generation sites and holding interests in energy generation projects in partnership with private investors. Celesc Geração's generation capacity totaled 118.21 MW in the period, of which 106.97 MW from its own sites and 11.24 MW from partner sites - proportional to Celesc Geração's interest in these projects.

Companhia de Gás de Santa Catarina – SCGÁS

SCGÁS is the second largest distributor of piped gas in terms of number of municipalities served in Brazil. Santa Catarina is the state with the fourth largest natural gas distribution network (1,157 kilometers) and the third largest number of industries served with natural gas, in addition to having the third largest network of compressed natural gas (CNG) stations in the country. With 100% of the concession for the exploration of natural gas distribution services in Santa Catarina, the Company sells and distributes approximately 1.9 million cubic meters of natural gas per day to approximately 13,500 customers.

For more information, please access the Company's website (www.celesc.com.br/ri) or contact the Investor Relations area:

Phone: (55 48) 3231-5100
ri@celesc.com.br

