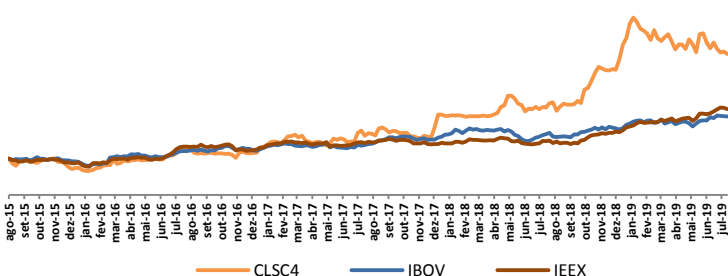


### CORPORATE PROFILE

Structured as a Holding Company in 2006, the Company has two wholly-owned subsidiaries- Celesc Geração S.A. and Celesc Distribuição S.A. In addition, it holds the controlling interest of the Gas Company of Santa Catarina (SCGÁS) and is a partner of the company named Dona Francisca Energética S.A. (DFESA), Companhia Catarinense de Transmissão de Energia S.A. (ECTE), Companhia Catarinense de Água e Saneamento (CASAN), and of the Usina Hidrelétrica Cubatão S.A.. Its controlling shareholder is the State of Santa Catarina, holder of 50.2% of the Company's ordinary shares, corresponding to 20.2% of the Total Capital.

CLSC4 - IBOV - IEE - EVOLUTION AUGUST 2015 - JULY 2019



Principais Resultados	2º Trimestre			Acumulado 6 meses		
	2018*	2019	Δ	2018*	2019	Δ
<b>Indicadores Operacionais</b>						
Celesc Distribuição - Energia Faturada Total (GWh)	6.159	6.319	2,6%	12.476	13.142	5,3%
Celesc Geração - Energia Faturada (GWh)	176	170	-3,4%	361	364	0,9%
SCGÁS - Volume de Gás Vendido (milhões/m³)	167	180	7,8%	353	342	-3,3%
<b>Indicadores Financeiros - Consolidado (R\$ Milhões)</b>						
Receita Operacional Bruta	3.168,2	2.979,1	-6,0%	6.105,8	6.451,3	5,7%
Receita Operacional Líquida (excluindo Receita de Construção)	1.874,9	1.649,7	-12,0%	3.555,3	3.666,3	3,1%
Custos e Despesas Operacionais	(1.847,9)	(1.699,2)	-8,0%	(3.489,1)	(3.691,8)	5,8%
<b>EBITDA (IFRS)</b>	<b>185,3</b>	<b>158,0</b>	<b>-14,7%</b>	<b>376,8</b>	<b>359,3</b>	<b>-4,6%</b>
<b>Margem EBITDA (IFRS)</b>	<b>9,9%</b>	<b>9,6%</b>		<b>10,6%</b>	<b>9,8%</b>	
EBITDA Ajustado (IFRS - Não-Recorrentes)	185,3	168,8	-8,9%	376,8	370,0	-1,8%
<b>Margem EBITDA Ajustado</b>	<b>9,9%</b>	<b>10,2%</b>		<b>10,6%</b>	<b>10,1%</b>	
<b>Lucro Líquido (IFRS)</b>	<b>69,2</b>	<b>53,2</b>	<b>-23,2%</b>	<b>140,2</b>	<b>119,1</b>	<b>-15,0%</b>
<b>Margem Líquida</b>	<b>3,7%</b>	<b>3,2%</b>		<b>3,9%</b>	<b>3,2%</b>	
Lucro Líquido Ajustado (IFRS - Não-Recorrentes)	69,2	60,3	-12,9%	140,2	126,2	-10,0%
<b>Margem Líquida Ajustada</b>	<b>3,7%</b>	<b>3,7%</b>		<b>3,9%</b>	<b>3,4%</b>	
Investimentos Realizados em Geração e Distribuição de Energia Elétrica	116,9	136,7	16,9%	223,2	259,0	16,1%

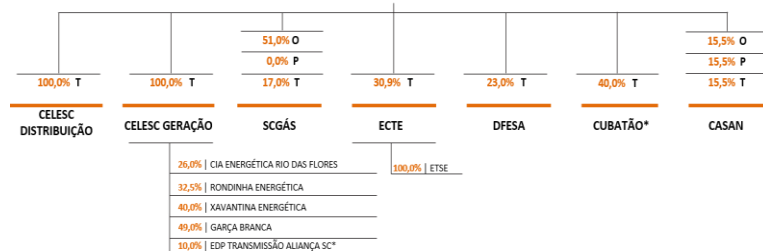
\*Reclassificação contábil conforme NE 4.2. ITR 2T19.

ESTADO SC	EDP ENERGIAS	ELETROBRAS	CELOS	GF LPAR FIA	ALASKA POLAND FIA	OUTROS
50,2% O	33,1% O	0,0% O	8,6% O	2,9% O	0,0% O	5,0% O
0,0% P	17,1% P	18,0% P	1,0% P	14,7% P	14,3% P	34,9% P
20,2% T	23,6% T	10,7% T	4,1% T	10,0% T	8,5% T	22,9% T

FREE FLOAT  
75%



O = ORDINÁRIAS  
P = PREFERENCIAIS  
T = TOTAL



\*Não operacional / Projeto em desenvolvimento

CLSC4	Market Cap on June 30, 2019
End of 2Q19: R\$49.50	R\$1,909 million
Change in 2Q19: -5.23%	US\$498 million
Ibovespa: 5.82%	Free Float 75.5%

### HIGHLIGHTS OF THE PERIOD

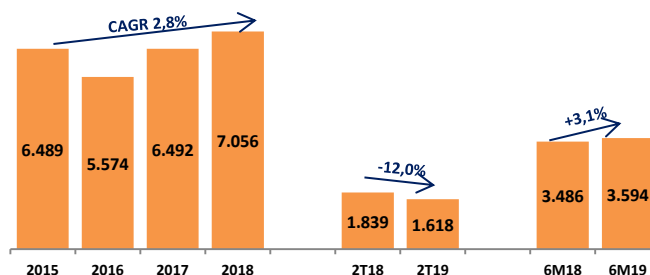
- Total billed energy in the quarter in the concession area of Celesc Distribuição reaches 6,319 GWh. In the semester of 2019 totals 13,142 GWh;
- Quality of service indicators: DEC totaled 5.7 hours and FEC was 3.8 times;
- Consolidated Net Operating Revenue (excluding the effects of Construction Revenue) totaled R\$1.65 billion in the quarter (down 12%) and R\$3.7 billion in the year (up 3.1%);
- Unmanaged expenses (energy costs) decreased by 15.7% in the quarter, but in the semester increased by 2.4%;
- Manageable expenses (PMSO) increased by R\$69.8 million in the quarter and R\$90.1 million in the year to date;
- The Company reported consolidated income of R\$53.2 million in the quarter and in the half of 2019 recorded a profit of R\$119.1 million, with subsidiary Celesc Distribuição totaling R\$71.9 million and subsidiary Celesc Geração R\$34.8 million in the year to date;
- Consolidated Adjusted EBITDA totaled R\$168.8 million in the quarter (R\$370 million in the semester), to which subsidiary Celesc Distribuição added R\$126.1 million in the quarter (R\$300.6 million in the semester) and subsidiary Celesc Geração R\$23.7 million quarter (R\$56.5 million in the semester);
- The Celesc Group ended the quarter with a Consolidated Net Debt of R\$778.5 million, equivalent to 1.2x Adjusted EBITDA;
- Investments totaled R\$259 million in YTD 2019, of which R\$258.1 million was in distribution and R\$0.9 million was in generation;
- The preferred shares of Celesc (CLSC4) changed positively by 77.7% in the accumulated 12-month period;
- Celesc Group's parent company and its subsidiary Celesc Distribuição had their issuer ratings changed to Ba2 on a global scale, and Aa3.br on a national scale, assigned by Moody's.

### FULLY OWNED SUBSIDIARY

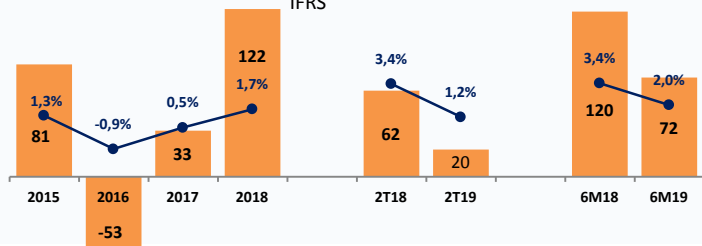
#### Celesc Distribuição S.A.

The company carries energy to more than 3.0 million consumer units located in 286 municipalities in Santa Catarina (92% of the state's territory) and Rio Negro, in Paraná. On a monthly basis, the company distributes approximately 2.2 million in MWh and its annual gross sales reached R\$12.3 billion in 2018.

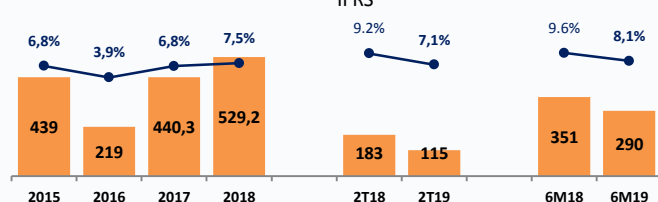
Net Operating Revenue (R\$ MM)  
EXCLUDING CONSTRUCTION REVENUE



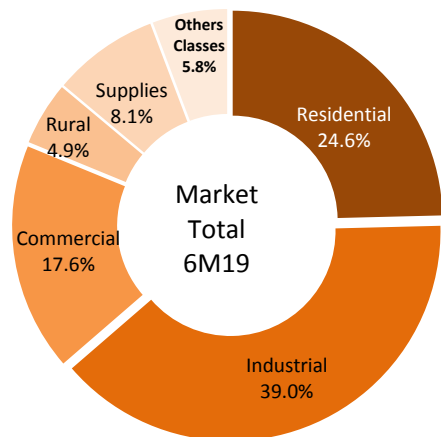
Net Income (R\$ MM) and Net Margin (%) IFRS



EBITDA (R\$ MM) and EBITDA Margin (%) IFRS



**Celesc Distribuição - Consumption per Class 6M2019**



Celesc Distribuição S.A. | Energia Faturada por Classe de Consumo (em GWh)

Classe de Consumo	Nº Unidades Consumidoras**			Consumo (GWh)					
	jun/18	jun/19	Δ	2T18	2T19	Δ	6M18	6M19	Δ
<b>Mercado Cativo</b>	<b>2.939.780</b>	<b>3.012.542</b>	<b>2,5%</b>	<b>3.969</b>	<b>3.965</b>	<b>-0,1%</b>	<b>8.230</b>	<b>8.614</b>	<b>4,7%</b>
Residencial	2.305.464	2.367.190	2,7%	1.407	1.396	-0,8%	2.995	3.234	8,0%
Industrial	105.045	108.324	3,1%	643	632	-1,7%	1.259	1.241	-1,4%
Comercial	267.169	274.874	2,9%	816	815	-0,2%	1.719	1.796	4,5%
Rural	234.603	234.293	-0,1%	337	269	-20,2%	734	613	-16,5%
Suprimento de Energia	28	30	7,1%	393	480	22,2%	779	973	25,0%
Demais Classes	27.471	27.831	1,3%	372	373	0,4%	744	757	1,7%
Poder Público	22.989	23.146	0,7%	116	115	-0,4%	229	238	3,7%
Iluminação Pública	779	815	4,6%	162	163	1,1%	326	327	0,3%
Serviço Público	3.321	3.479	4,8%	90	91	0,6%	182	185	1,5%
Consumo Próprio	382	391	2,4%	4	4	-10,6%	7	8	12,1%
<b>Consumidores Livres</b>	<b>876</b>	<b>1.030</b>	<b>17,6%</b>	<b>2.191</b>	<b>2.354</b>	<b>7,5%</b>	<b>4.246</b>	<b>4.528</b>	<b>6,6%</b>
Industrial	536	603	12,5%	1.897	2.037	7,4%	3.675	3.890	5,9%
Comercial	312	399	27,9%	227	255	12,2%	447	511,3	14,3%
Rural	7	7	0,0%	16	16	1,5%	30	30,1	1,6%
Suprimento*	21	21	0,0%	51	46	-8,4%	94	97,0	3,3%
<b>Mercado Total</b>	<b>2.940.656</b>	<b>3.013.572</b>	<b>2,5%</b>	<b>6.159</b>	<b>6.319</b>	<b>2,6%</b>	<b>12.476</b>	<b>13.142</b>	<b>5,3%</b>
Residencial	2.305.464	2.367.190	2,7%	1.407	1.396	-0,8%	2.995	3.234	8,0%
Industrial	105.581	108.927	3,2%	2.540	2.668	5,1%	4.934	5.131	4,0%
Comercial	267.481	275.273	2,9%	1.043	1.069	2,5%	2.166	2.307	6,5%
Rural	234.610	234.300	-0,1%	353	285	-19,2%	764	643	-15,8%
Suprimento	49	51	4,1%	444	527	18,7%	873	1.070	22,6%
Demais Classes	27.471	27.831	1,3%	372	373	0,4%	744	757	1,7%

\*Passível de recontabilização pela CCEE.

\*\* Número de Unidades Consumidoras (UC) conforme consumo faturado.

**Celesc Geração S.A.**

Celesc Geração is the subsidiary of the Celesc Group that operates in the electric power generation segment through the operation, maintenance and expansion of its own generation park and participation in power generation projects in partnerships with private investors. Celesc Geração's total generation capacity in operating during the period was 118.21 MW, with 106.97 MW referring to its own park and 11.24 MW referring to the generator park established with partners – already proportional to Celesc Geração's shareholdings in these enterprises.

**Companhia de Gás de Santa Catarina – SCGÁS**

A SCGÁS S is the second largest gas distributor in the number of municipalities served in Brazil. Santa Catarina is the fourth largest state in terms of natural gas distribution network (1,157 kilometers) and the third largest in number of industries served with natural gas, as well as the third largest network of vehicular gas stations (GNV) in the country. With 100% of the concession to operate natural gas distribution services in the territory in Santa Catarina, the Company markets and distributes approximately 1.9 million cubic meters of natural gas daily to approximately 13.5 thousand customers.

For more information, please visit the website of the Company [www.celesc.com.br/ri](http://www.celesc.com.br/ri) or contact the Investor Relations Area:

Phone: (55 48) 3231-5100  
[ri@celesc.com.br](mailto:ri@celesc.com.br)

