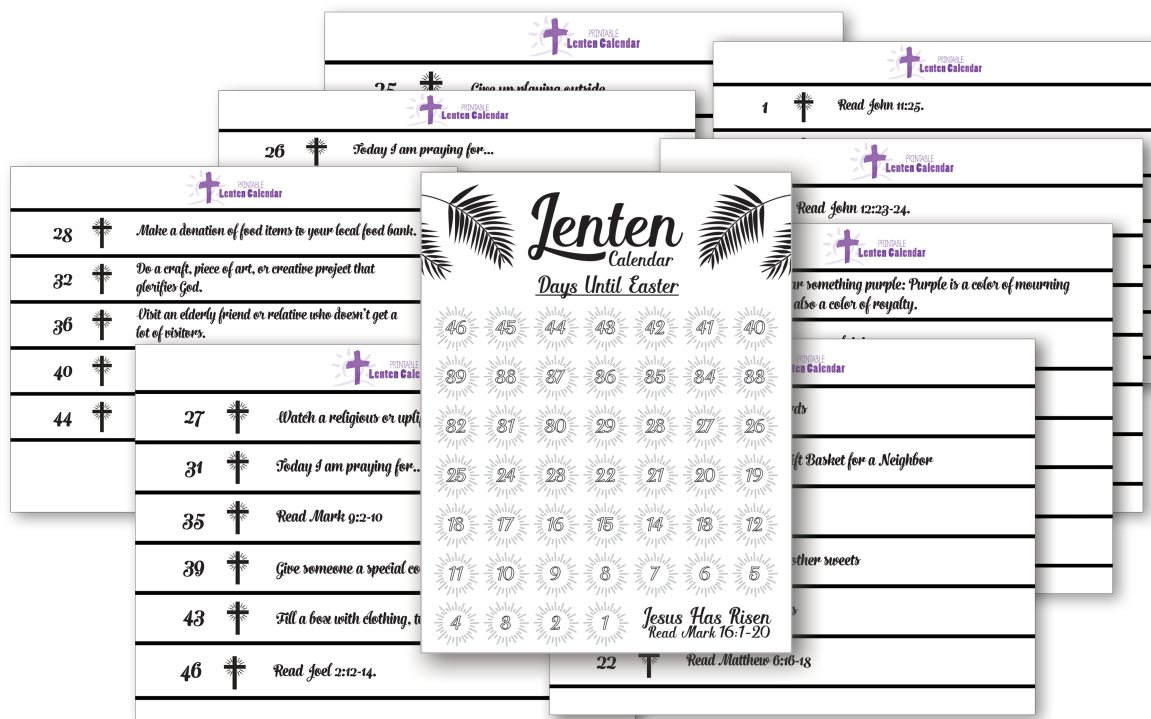




PRINTABLE Lenten Calendar



Thank You

Thank you for ordering from www.TeachSundaySchool.com. We strive to offer you top notch Bible teaching tools. Feel free to contact us with any questions at marykate@teachsundayschool.com.

How to Print

If you are having any trouble printing, here are some helpful tips:

- 1) Adobe Acrobat PDF Reader is the most universal PDF reader and comes standard on most computers. If you are having issues, check to make sure you are using a recent version of Adobe, which is available free online [here](#).
- 2) If for any reason a page is being cut off, when you push the "print" button and the dialogue box pops up, check the box "fit".

Terms of Use

The material enclosed is copyrighted. You do not have resell rights or giveaway rights to the material provided herein. Only customers that have purchased this material are authorized to view it.

Allowed:

You are able to print as many times as you would like for personal, family, or single church/school use. (Please show this to any printer you may take this to in order to prove that you are not infringing on the copyright by printing this file).

If you would like to use this file for multiple schools or churches, please email us at marykate@teachsundayschool.com for information on a bundle purchase price.

Not Allowed:

This digital file cannot be given to anyone else. In order to own a digital file, it must be purchased.

This file is never to be emailed to anyone else for the purpose of giving it to them or sharing it with them. In order to own a file, it must be purchased.

Do not post this file, or images from this file on a blog, website, or anything like it for the purpose of giving it away or selling it.

Do not change this file in any way.

Do not use all or part of this file for commercial use in any way.

Anything that is not meant for the intended use of this file, which is for personal, family, or single church/school use is not allowed. We are offering this as a digital file for the convenience of our customers. Any abuse of that is not allowed.

If you feel you have obtained an unauthorized copy of this material, please email us at marykate@teachsundayschool.com

Legal Notice

While all attempts have been made to verify information provided in this publication, neither the author nor the publisher assumes any responsibility for errors, omissions or contrary interpretation of the subject matter herein. The publisher wants to stress that the information contained herein may be subject to varying state and / or local laws or regulations. All users are advised to retain competent counsel to determine what state and / or local laws or regulations may apply to the user's particular operation.

The purchaser or reader of this publication assumes responsibility for the use of these materials and information. Adherence to all applicable laws and regulations, federal, state and local, governing professional licensing, operation practices, and all other aspects of operation in the US or any other jurisdiction is the sole responsibility of the purchaser or reader. The publisher and author assume no responsibility or liability whatsoever on the behalf of any purchaser or reader of these materials. Any perceived slights of specific people or organizations is unintentional.

PRINTABLE **Lenten Calendar**

Supplies

- Paper or cardstock (four colors is preferable, but only white works too!)
- Scissors or paper cutter
- Stapler (or Tape)

Instructions

Phase 1: Print

Step 1: Print the Lent Chain Templates on colored paper or card stock. Please note that the links are organized into groups of 4 so that they can be assembled into a pattern of 4 alternating colors.


Follow this guide when printing:

Page 1-2: Color #1

Page 3-4: Color #2


Page 5-6: Color #3

Page 7-8: Color #4



Phase 2: Cut

Using a paper cutter or scissors, cut along the lines separating each link.



Phase 3: Staple

Starting with #46, secure the link by overlapping the ends and staple to secure.

Next, loop #45 through the finished #46 link and secure.

Proceed with each link, going in consecutive order to create the finished chain.

Note: You can streamline your assembly by placing the links in colored stacks, with the numbers in order with the lowest number on bottom.



Phase 4: Display

- Try framing your Lent Calendar, and using Easter stickers or a dry erase marker to mark off each day.
- Hang the chain as a decorative garland on a wall.
- Place the chain on a mantle or desk so that you see it every day and remember to do the daily activity.





Lenten

Calendar

Days Until Easter



46	45	44	43	42	41	40
39	38	37	36	35	34	33
32	31	30	29	28	27	26
25	24	23	22	21	20	19
18	17	16	15	14	13	12
11	10	9	8	7	6	5
4	3	2	1	<i>Jesus Has Risen</i> <i>Read Mark 16:1-20</i>		

1



Read John 11:25.

5



Today I am praying for...

9



Go for a walk in a Garden or Park and ponder the Garden of Gethsemane.

13



Visit a cemetery and bring flowers. Ponder how Jesus died so all men could be saved.

17



Plant a flower or plant. Ponder new life and the resurrection.

21



Give up your favorite toy.

25  *Give up playing outside.*

29  *Read Isaiah 58:6-7.*

33  *Give up listening to the radio.*

37  *Today I am praying for...*

41  *Give up all beverages except water.*

45  *Give up TV.*

2



Give up unkind words

6



Make an Easter/Gift Basket for a Neighbor

10



Read John 3:14-18

14



Give up candy and other sweets

18



Give up video games

22



Read Matthew 6:16-18

26  *Today I am praying for...*

30  *Give up junk food.*

34  *Today I am praying for...*

38  *Give up fighting with siblings.*

42  *Read Mark 1:12-15*

46  *Read Joel 2:12-14.*

3



Wear something purple: Purple is a color of mourning and also a color of royalty.

7



Give up complaining.

11



Give up disobedience to your parents.

15



Today I am praying for...

19



Today I am praying for...

23



Today I am praying for...

27  *Watch a religious or uplifting movie.*

31  *Today I am praying for...*

35  *Read Mark 9:2-10*

39  *Give someone a special compliment who isn't expecting it.*

43  *Fill a box with clothing, toys or other items to donate.*

4



Read John 12:23-24.

8



Today I am praying for...

12



Today I am praying for...

16



Read 1 Peter 5:6.

20



Surprise someone by doing a task or chore that they normally do.

24



Send a card or note of encouragement to someone in need.

28  *Make a donation of food items to your local food bank.*

32  *Do a craft, piece of art, or creative project that glorifies God.*

36  *Visit an elderly friend or relative who doesn't get a lot of visitors.*

40  *Today I am praying for...*

44  *Today I am praying for...*