




Choose location
United States

[Company](#) [Products](#) [Support](#) [Multimedia](#) [Contact Us](#)



DVR Firmware Upgrade 2600

All Security Products

DVRs & Monitoring Kits

- [CIF Advanced Series](#)
- [D1 Advanced Series](#)
- [960H PRO Series](#)
- [1080p Platinum HD](#)

Pro Series

Advanced Series

Advanced Digital Wireless

Monitors & Doorphones

Home Series

Mini Video Series

Helicopter Series

Alpha Series (USA / Canada)

Archive

News Releases

Tech Support

Multimedia

Contact Swann

DVR Firmware Upgrade

Updated Oct 02, 2013

Here at Swann we are committed ensuring your product stays up-to-date with the latest Swann has to offer! On this page we present the latest iterations of firmware updates for our Defend & Deter, 2550 and 2600 series DVRs.

This firmware includes:

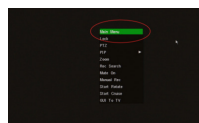
Improvements to compatibility for Apple® Mac computers (OS X Snow Leopard & OS X Lion)

- Updates to the menu for a more intuitive layout and structure
- Fixes for a few niggling bugs
- Corrects problems with camera snapshots via email when using Outlook
- Adds the SwannDVR DDNS service

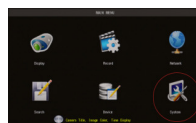
Firstly though, we'll need to check the version of the firmware on your DVR to determine if this update is applicable.

To find your DVRs current firmware version:

1. Select the 'Main Menu' on the DVR (image 1)
2. Select 'System' (image 2)
3. Select 'Information' (image 3)
4. Your DVRs firmware version is listed under 'Firmware Version' (image 4)



[Step 1 \(click to enlarge\)](#)



[Step 2 \(click to enlarge\)](#)



[Step 3 \(click to enlarge\)](#)



[Step 4 \(click to enlarge\)](#)

The firmware that we'll be putting on has a date version of '**V20130203**' (2013-02-03 / YYYY-MM-DD). If your DVR's date version is earlier than this, then we highly recommend updating.

The purpose of this firmware update is to fix a security flaw in which media port 9000 is vulnerable to attacks and the DVR will be accessible without using any password.

Furthermore, please add the link of the latest Netviewer software that will work with this security firmware update. This Netviewer version will not work with DVRs with older firmwares in it. Older Netviewer version will not work with DVRs that has the latest firmware in it.

Use the links below to download the updating instructions and the firmware package. Before you start updating your firmware, be sure to note down your network details from the DVR. You can use the sheet located [here](#) for reference.

DVR Firmware Upgrade Manual



For Hardware version **DM-7xB** (4ch and 8ch)



For Hardware version **DM-7xBD** (4ch)



For Hardware version **DM-7xBD** (8ch)



For updating the following DVRs to the latest firmware version

DVR4 2550, Alpha D12, Alpha D16 DVR



DVR8 2550, Alpha D14 DVR



DVR4 2600 DVR



DVR8 2600 DVR



Copyright © Swann 2013 | [Legal](#) | [Terms of Use](#) | [Privacy Policy](#) | [Contact Us](#)

