



August / September 2022 New Mexico Mission Trip **August 29-September 4 AND September 4-12**

Description:

This mission trip is to build relationships within the Navajo community and with the Torreon Navajo Mission as well as a work/service trip with several purposes. There will be two major purposes to serve the Navajo community: setting up and hosting a yard sale and cutting/splitting/hauling firewood. The yard sale will take place at the Torreon Navajo Mission and we will head to the Rancho del Chaparral Girl Scout camp to get the firewood.

Arrival time will be coordinated once personal schedules are known. We hope that all participating will be able to attend a Sunday morning or Wednesday night worship service at the Torreon Navajo Mission Church. This gives us a chance to meet some of the Navajo, meet the mission staff, and attend worship with them. Specific details will be arranged as soon as we know who is going and their schedules.

You may stay for the whole week or as long as your schedule allows. Rooms/dorms will be available at the mission and cabins at the Girl Scout Camp. Specific details for each individual/family participating will be provided to them.

Lodging:

Lodging costs in-route are on your own. We have made arrangements to stay the first week at the Torreon Navajo Mission as well as the night of September 10th. Meals will be served in one of the apartments. We have permission to stay at the Rancho del Chaparral Girl Scout Camp in the Jemez Mountains east of Cuba, New Mexico free of charge. Cabin size varies with full size beds and/or cots/or bunk beds with mattresses. There are restrooms and showers. Meals will be served at Casa Grande Dining Hall. Cabins/restrooms/kitchen will need to be cleaned before our departure. Remember: leave things better than what we found them.

The Torreon Navajo Mission is located southwest of Cuba in the higher desert area. Rancho del Chaparral is in a forested area covered in ponderosa pine and mixed conifer on more than 1,100 acres. The elevation is 7,900-8,200 ft. so **those participating are encouraged to drink plenty of liquids the week before so that you do not develop altitude sickness.** Campers will experience the beauty and wildlife as deer, elk, and a variety of native wildlife can be spotted near camp. Workers will be working on hilly terrain.

Temperature:

At the Mission daytime temperatures can be in the mid-80s but drop down to the 60s at night. At Rancho del Chaparral the daytime temperatures can be near 80 but drop down to the 50s at night.

Meals:

Meals in-route are at your own expense. All other meals will be prepared on site at no cost. If you have special dietary concerns, please let us know in advance.

Transportation: On own or make own arrangements for car pooling

Contact Information & Commitment Deadline:

Anyone interested in going should contact Wayne/Dee Young [**Phone:** (913) 307-6662 or (913) 269-1632 **Email:** waynedeeyoung@gmail.com] as soon as possible so plans can be finalized. The Personnel Committee of Lighthouse Church has required each person the age of 18 years and older to complete a background check; therefore, **commitment deadline is August 14!**

Directions: See attached maps as well.

From Albuquerque/Santa Fe: Take I-25 to Bernalillo (US 550). Take US 550 to Cuba, NM. Turn East on Highway 126 in Cuba, NM. (There is a Phillips 66 on the corner of US 550 & Highway 126). 126 splits one half mile out of town; veer right. Continue on 126, always staying with the main road and keeping to the right at any fork in the road. Just past mile marker 17, turn right on Forest Road. 126 turns to dirt just after this turn, so if you've reached dirt prior to turning, you've gone too far. Approximately 3 miles in on Forest Road 20, a sign will direct you to turn right over a bridge. After you cross the bridge, turn left, and go up the steep hill to the gate.

Daily Schedule: Will be announced the night before at the evening meal

Things To Bring:

Working at the Mission:

- Modest clothing for warm days and cooler evenings
- Nicer casual for worship service (no fancy clothes)
- Thrivent shirts for working at yard sale

Work Clothing for Wood Cutting:

- Jeans/long pants and t-shirts (long and/or short sleeve)
- Jacket, sweatshirts
- Work gloves and hats
- Work shoes or boots and heavy socks
- Chaps for cutting wood (required for those using a chain saw)
- Whatever clothing works best for you in this environment (could be hot, cool, or wet)

Personal Items:

- Pillow
- Sleeping bag or sheets/blanket(s)
- Towels (bath, hand, washcloth)

- Soap, shampoo
- Personal hygiene items (toothbrush, toothpaste, comb/brush, shaving supplies)
- Small bottle hand sanitizer
- Medications/prescriptions
- Change of clothes for evening/sleeping
- First aid kit (optional, available on-site)
- Masks, optional

Miscellaneous Items:

- Flashlight
- Bible and/or devotional material
- Cell phone and charger
- Camera
- Small electric heater, optional

Work Equipment Needed:

- Chain saw, gas, oil, repair equipment, extra chains
- Log splitter
- Other items may be needed

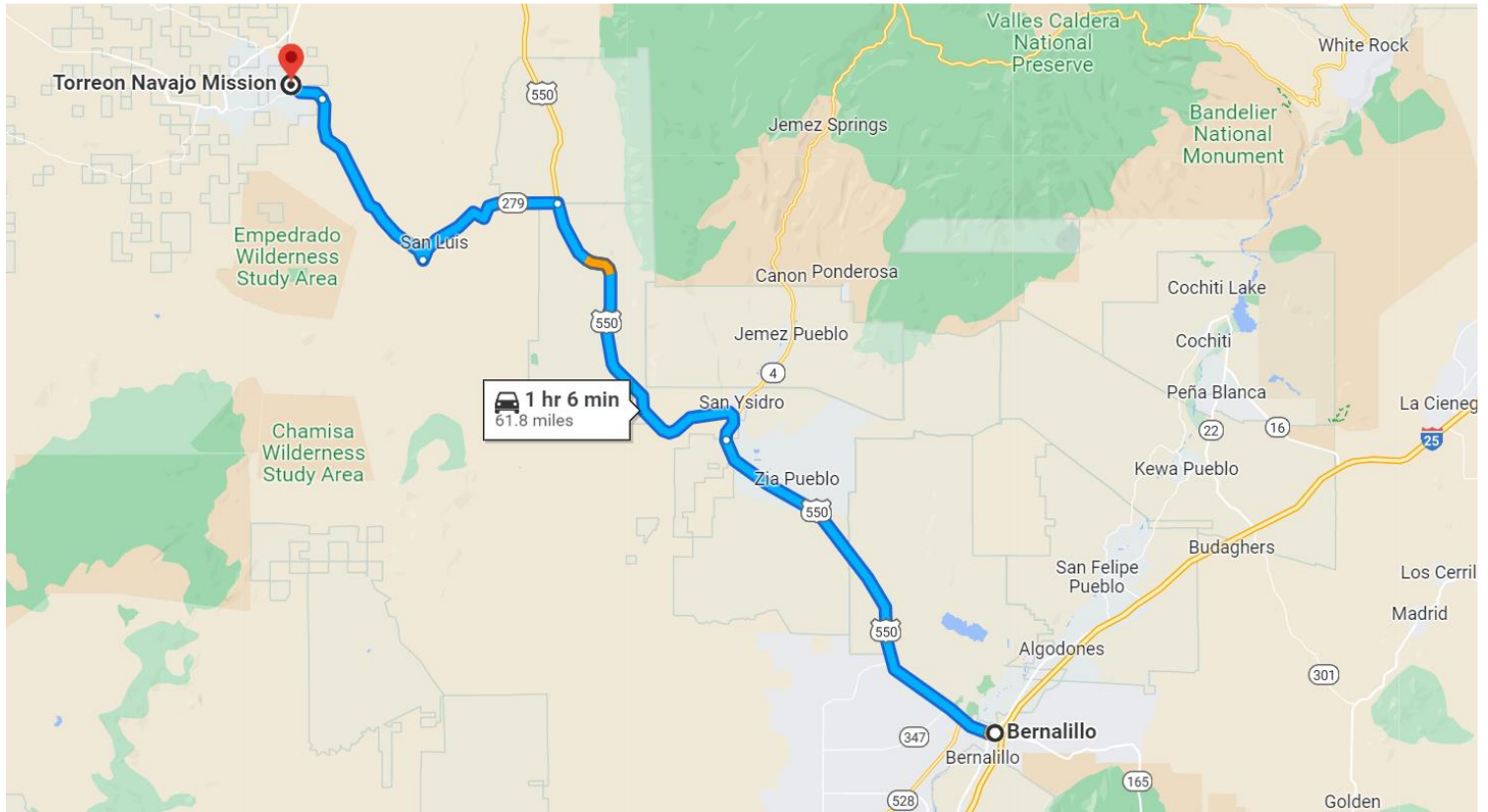
Donations: Blankets/sheets/bedspreads, jackets/coats/sweaters, pots/pans, small kitchen appliances, towels, tools, auto supplies, small furniture, bikes, beds/good mattresses, dishes, and curtains /shades/rods.

It is important that you enjoy yourselves, the people around you, and the scenery. It is a beautiful area. Take time to visit while you complete your tasks.

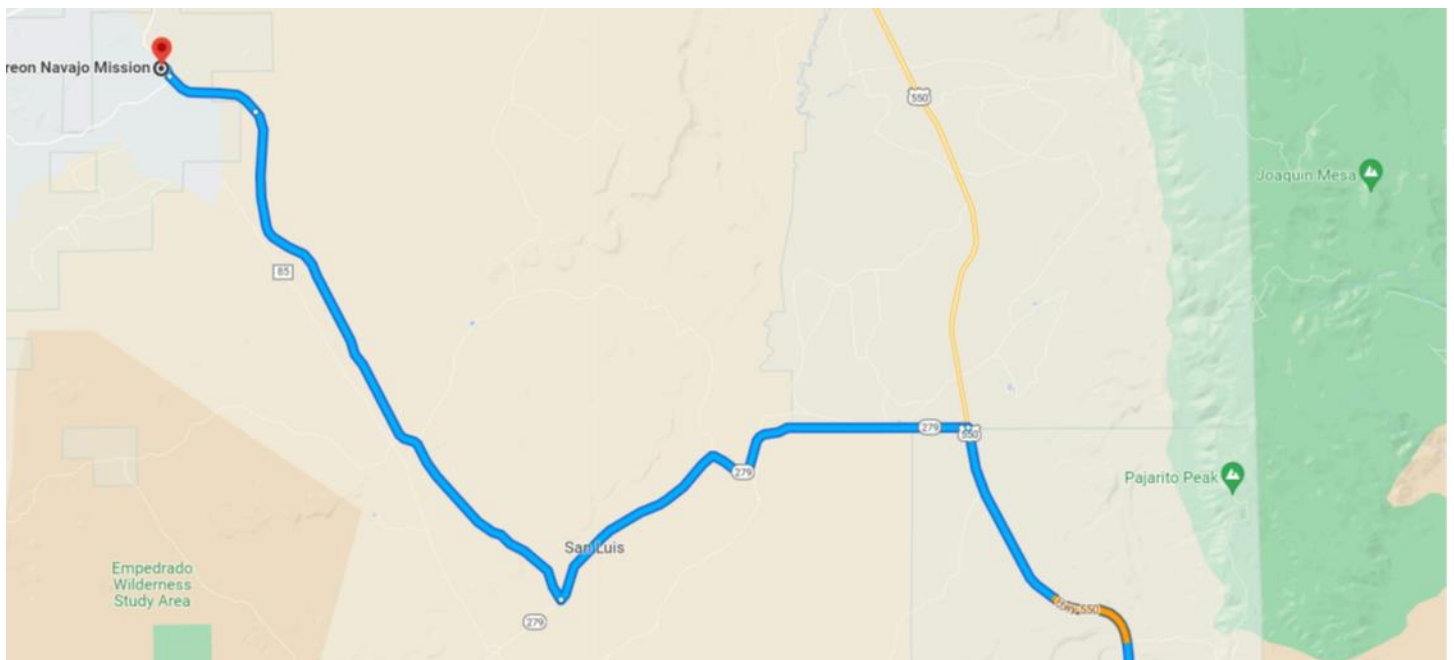
Thank you for considering this trip and hopefully volunteering. We pray that your time will be a blessing to you just as you will be a blessing to others.

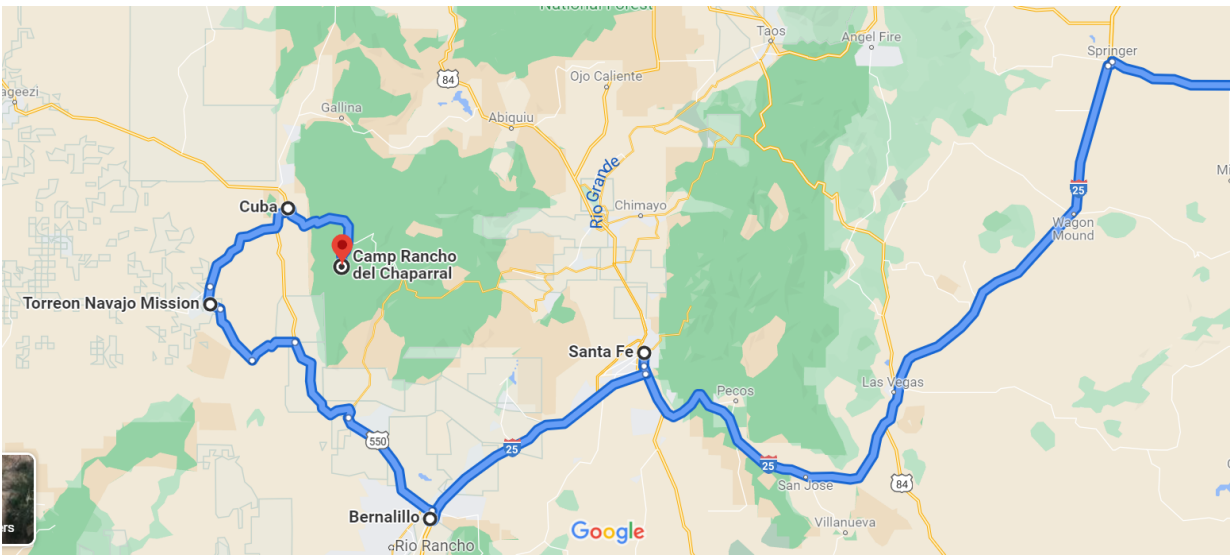
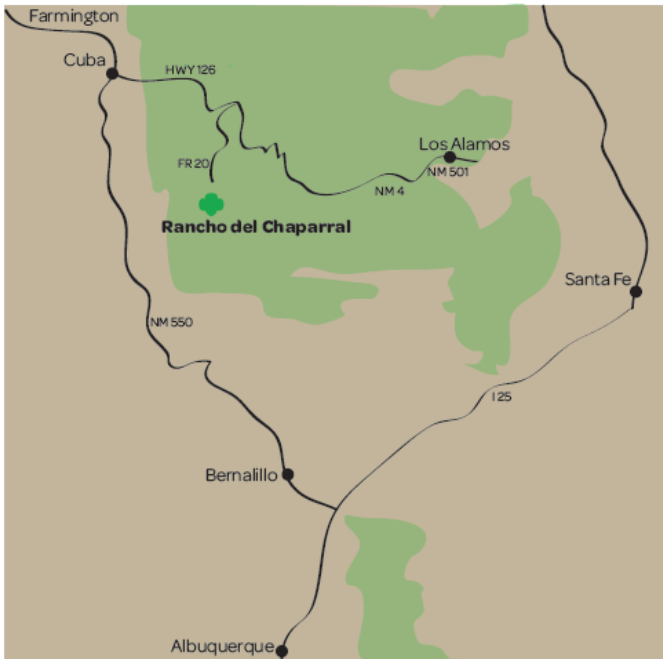
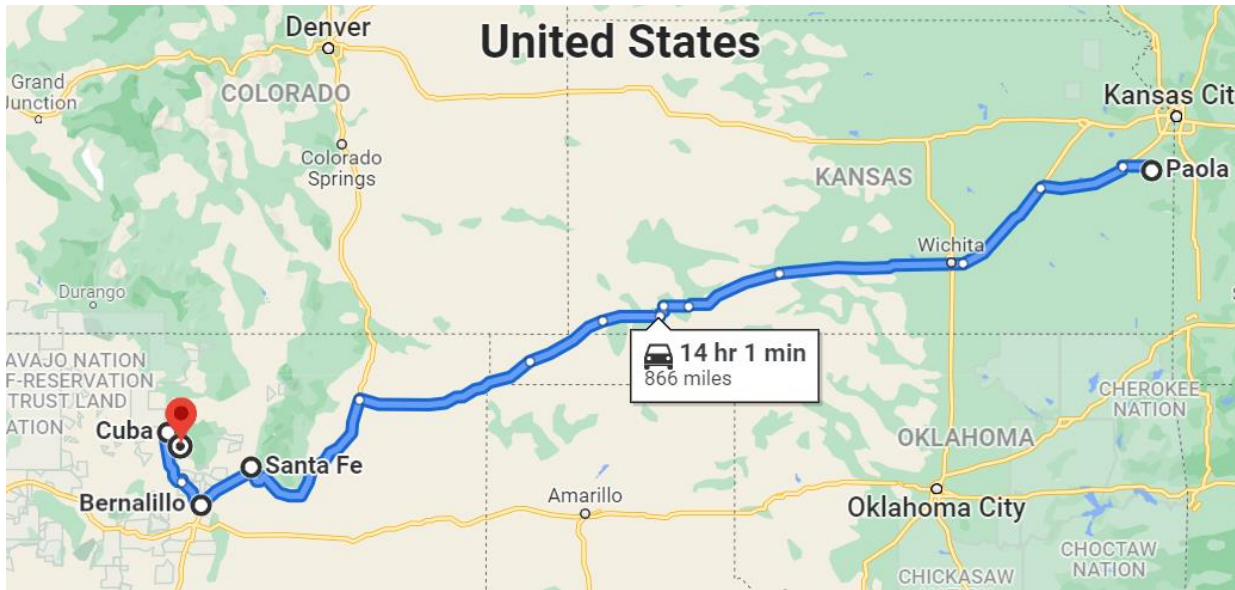
Check out photos from previous Mission trips on Facebook at New Mexico Mission Trip.

Map to Torreon Navajo Mission



The best route from Bernalillo is 550 until you pass mile marker 41. You will climb a small hill which has a road T-ing into it at the top of the hill from the left. That road is listed as 279 on google or apple maps. You would just follow the pavement with that, which would involve 1 right-handed turn where going straight turns to dirt road. It eventually comes to a T but that is right at the base of the mission where if you continue straight you would pretty much run into the mission (there's not actually a road so that is just for reference), you take a right at the T and the mission lane is about 100 yards up the road. I believe GPS will show you this route from ABQ or at-least it should in our experience but if it doesn't this description should work.





Medical Release and Liability Form
Lighthouse Presbyterian Church
Paola, Kansas

Legal Name: _____

E-mail Address: _____

Home Address: _____

Cell Phone #s: _____

Primary Insurance Company: _____

Policy Holder's Name: _____

ID #: _____ Group/Policy #: _____

MEDICAL RELEASE

*In the event of an emergency or non-emergency situation requiring medical treatment, I, _____, hereby grant permission for any and all medical and/or dental attention to be administered to me in the event of an injury or illness and will assume all financial responsibility for such medical treatment. This permission includes, but is not limited to, the administration of first aid, the use of an ambulance, and the administration of anesthesia and/or surgery, under the recommendation of qualified medical personnel. I affirm that this form is **effective for the entire event of the New Mexico Mission Trip for August 29 – September 11, 2022.***

Signature: _____ Date: _____

LIABILITY RELEASE

I, _____, realize that there are inherent risks involved in travel and participation in activities and events, especially in a foreign country, and I fully understand that those risks can include injury to me. I release and hold harmless Lighthouse Presbyterian Church and all providers of transportation/drivers of any and all liability for any injury or claim resulting from transportation and participation in any and all activities in regard to the **entire event of the New Mexico Mission Trip for August 29 – September 11, 2022.** If there are changes to the above information, I understand that I am responsible to update this form.

Signature: _____ Date: _____

Emergency Contact Information

In an emergency, please contact: _____

Phone: _____ Email: _____

Relationship: _____

EMERGENCY MEDICAL INFORMATION FORM

NAME: _____

SS#: _____

Does participant have: (if “yes” please explain)

☐ Yes ☐ No ALLERGIES? _____

☐ Yes ☐ No HEART CONDITION? _____

☐ Yes ☐ No OTHER? _____

Is Participant subject to: (if “yes” please explain)

☐ Yes ☐ No HEADACHES? _____

☐ Yes ☐ No SEIZURES? _____

☐ Yes ☐ No MOTION SICKNESS? _____

☐ Yes ☐ No FAINTING? _____

☐ Yes ☐ No SLEEP WALKING? _____

☐ Yes ☐ No UPSET STOMACH? _____

☐ Yes ☐ No OTHER? _____

Does Participant have reaction to: (if “yes” please explain)

☐ Yes ☐ No BEE STING? _____

☐ Yes ☐ No PENICILLIN? _____

☐ Yes ☐ No OTHER DRUGS? _____

☐ Yes ☐ No POISON IVY, OAK, SUMAC? _____

☐ Yes ☐ No OTHER? _____

☐ Yes ☐ No Has the participant had any serious illness or surgery within the past ten years? _____

☐ Yes ☐ No Does the participant have any condition that would prevent him/her from participating in any of the New Mexico Mission Trip activities? Please list: _____

☐ Yes ☐ No Is the participant on any type of regular medication? Please list: _____

☐ Yes ☐ No Are any drugs ineffective in treatment? _____

☐ Yes ☐ No Is the participant diabetic?

☐ Yes ☐ No Does the participant have any sight or hearing impairment?

☐ Yes ☐ No Does the participant wear contact lenses?

Date of last tetanus shot: _____

Please indicate ANYTHING else that leaders should know to help avoid or deal with any situation that might arise:
