



Bible Point ▶

Jesus can do anything.

Bible Verse

“I can do everything through Christ, who gives me strength” (Philippians 4:13).

Growing Closer to Jesus

- Children will
- play fishing games,
 - hear about the disciples’ miraculous catch of fish,
 - pretend to go fishing with the disciples, and
 - fill a net with “fish” prayers as they name things they’re thankful for.

Teacher Enrichment

Bible Basis

■ A miraculous catch of fish.

**John
21:1-13**



Peter was a fisherman. He knew the times and the places that fish could be caught. So it wasn’t a coincidence that he and the other disciples fished when and where they did. However, a long night of fishing had produced nothing. They likely were about to give up on catching anything when Jesus called out from shore and told them they’d find fish on the other side of the boat. They probably laughed at the suggestion! But for some reason—maybe something in them wondered if the lone figure on the shore could be Jesus—they obeyed what the man said. And the passage tells us what happened!

Suddenly Peter’s priorities changed; he knew it was Jesus who had spoken to them from the shore. Peter was more excited about seeing Jesus than about bringing in the huge catch of fish that they’d hoped for all night! As Peter swam to the shore, the other disciples dragged in the net full of fish.

The miraculous catch of fish revealed Jesus to Peter. As you go through this story with your preschoolers, they can begin to learn who Jesus really is and how his divine power can help them day by day.


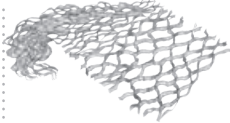


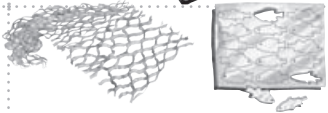

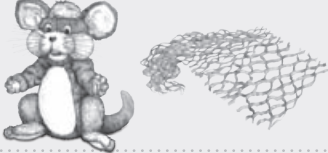

Prayer

- Read Luke 24:13-32.
- How is the experience in this passage similar to the one in our passage today?
- When have you neglected to notice Jesus at work in your life?
- Pray: Lord, thanks for working in my life. Help my preschoolers to see that you...

Before the Lesson

- Collect the necessary items for the activities you plan to use, referring to the Classroom Supplies and Learning Lab Supplies listed in the chart on the next page.
- Make photocopies of the “Today I Learned...” handout (at the end of this lesson) to send home with your children.
- Pray for the children in your class and for God’s direction in teaching the lesson.

This Lesson at a Glance

	What Children Will Do	Classroom Supplies	Learning Lab Supplies
Welcome Time	Welcome! —Receive name tags, and be greeted by the teacher.	"Fish Name Tags" (p. 97), scissors, marker, safety pins or tape	
Let's Get Started Direct children to one or more of the optional activities until everyone arrives.	Option 1: Heart Fish —Make heart-shaped fish, and hear how Jesus' followers went fishing.	Heart-shaped cutouts (made from colored construction paper), glue, crayons	
	Option 2: Let's Go Fishing —"Fish" for crackers, and hear about a time Jesus' followers went fishing.	Fish crackers, container, paper cups	
	Option 3: Net Full of Fish —Fill a blanket "net" with toy "fish," and hear how the disciples' net was full of fish.	Blanket, toys	
	Pick-Up Time —Sing a song as they pick up toys and gather for Bible Story Time.	CD player	
Bible Story Time	Setting the Stage —Pretend to be the fish that swam into the disciples' net.		
	Bible Song and Prayer Time —Sing a song, bring out the Bible, and pray together.	Bible, CD player	
	Hear and Tell the Bible Story —Hear how Jesus helped his followers fill their net with fish.	Bible, CD player	
	Do the Bible Story —Fish on the "right" side of the boat.	Masking tape, magnet strips, paper clips, paper fish from Lesson 7	
 Closing	Fishnet Tangle —Tell Whiskers about the disciples' net full of fish.		
	Net Full of Prayer —Fill a net with fish as they share things they're thankful for.	Heart fish from Option 1	

*See the end of this lesson for extra-time ideas and supplies.

Welcome Time

SUPPLIES: “Fish Name Tags” (p. 97), scissors, marker, safety pins or tape

- Kneel down and make eye contact with children as they arrive.
- Greet each child individually with an enthusiastic smile.
- Thank each child for coming to class today.
- As children arrive, ask them about last week’s “Today I Learned...” discussion. Use questions such as “What did you tell your family about the blind man?” or “How did the blind man get Jesus’ attention?”
- Say: **Today we’re going to learn that ► Jesus can do anything.**
- Hand out the fish name tags children made during Lesson 6, and help attach them to children’s clothing. If some of the name tags were damaged or if children weren’t in class that week, have them make new name tags using the photocopyable handout.
- Direct children to the Let’s Get Started activities you’ve set up.



BIBLE POINT



teacher tips

It’s important to say the Bible Point just as it’s written in each activity. Repeating the Bible Point over and over throughout the lesson will help kids remember it and apply it to their lives.

Let’s Get Started

Set up one or more of the following activities for children to do as they arrive. After you greet each child, invite him or her to choose an activity.

Circulate among the children to offer help as needed and direct children’s conversation toward the point of today’s lesson. Ask questions such as “Have you ever been fishing? Tell me about it” or “How many fish do you think you could catch in one day?”


■ Option 1: Heart Fish

SUPPLIES: heart-shaped cutouts (made from colored construction paper), glue, crayons

Before class, cut 2- and 4-inch hearts from colored construction paper. You’ll need one 2-inch heart and one 4-inch heart for each child.

Give each child a small heart and a large heart. Show children how to make fish by gluing the hearts together at the points. Point out that the larger heart is the fish’s head and body and the smaller heart is its tail. Set out crayons, and let children draw fins and scales on their fish. As they work, tell them that today’s Bible story is about a time when Jesus’ followers went fishing.

If children finish their fish early, have them make another fish to share. You’ll need one fish for each child in your class. You’ll use the fish later in the lesson.



■ Option 2: Let’s Go Fishing

SUPPLIES: fish crackers, container, paper cups

Empty a package of fish crackers into a shallow container. Let children “go fishing” by scooping with paper cups to see how many “fish” they can catch. Encourage them to count the fish in their cups each time. As children fish, tell them that today’s Bible story is about Jesus’ disciples going fishing. Explain that the disciples didn’t catch



See page 5.



BIBLE POINT

anything at first, but then Jesus told them how to fill their nets with fish. Remind children that ► Jesus can do anything.

■ Option 3: Net Full of Fish

SUPPLIES: blanket, toys

Lay a blanket on the floor. Invite children to place classroom toys or blocks in the center of the blanket, and then pull the edges of the blanket together. Let children take turns dragging the blanket around the room. Encourage them to try it by themselves, with partners, and then all together. Explain that today's Bible story is about a time Jesus' disciples dragged a heavy net full of fish. Point out that Jesus helped the disciples catch the fish, and remind children that ► Jesus can do anything.

When everyone has arrived and you're ready to move on to Bible Story Time, encourage the children to finish what they're doing and get ready to clean up.



teacher tips

If you have a knitted or crocheted afghan, bring it in for this activity. With its pattern of holes, an afghan will seem even more netlike.

■ Pick-Up Time

SUPPLIES: CD player



Lead children in singing "Come Along With Me" (track 2) with the CD to the tune of "Come and Go With Me." Encourage children to sing along as they help clean up the room.



SING

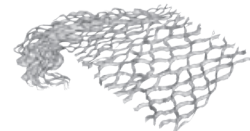
**Come along with me and pick up all our things,
Pick up all our things,
Pick up all our things.
Come along with me and pick up all our things
So our room will be clean.**

(Repeat 2x.)

Bible Story Time

■ Setting the Stage

SUPPLIES: none



If you did the "Net Full of Fish" activity during Let's Get Started, spread out the blanket to create a pretend beach for children to sit on during Bible Story Time.

Tell the children you'll clap your hands three times to get their attention. Explain that when you clap your hands, the children are to stop what they're doing and repeat the clap. Practice this signal a few times. Encourage children to respond quickly so you'll have time for all the fun activities you've planned.

Ask: • **What did you make or do when you came to our class today?** (Made a fish out of hearts; went fishing; dragged the net.)

Say: **Some of you made heart fish, some of you went fishing for fish crackers, and some of you dragged a pretend net around our room. You were all learning important things about our Bible story. Today's Bible story is about a time some of Jesus' disciples went fishing.**

Ask: • **Have you ever been fishing? Tell us about it.** (I went with my grandpa; we had to get up early; we had to use worms to catch the fish.)

• **What did you use to fish with?** (A fishing pole; worms; a net.)

Hold up the *paper net*. Say: **When Jesus' disciples went fishing, they used a net. Their net was sort of like this one, but it was much, much bigger and stronger. They would throw their net out into the sea and wait for the fish to swim into it—just like this.**

Gently throw the *paper net* out over one of the children. Say: **Oh my! You're the biggest fish I've ever seen. If I tried to catch all of you, my net would break for sure.**

Have the child pass the net back to you. Say: **Let's play a game with our net to help us get ready for our Bible story. A few of us will hold the net up high over our heads.**

Choose three or four children to help you hold up the net, and then continue: **The rest of you will be fish. You'll swim under the net, one at a time, and we'll try to drop the net down and catch you. When you get caught, you must swim over to our story area and pretend to flop down in the boat.**

Let children take turns "swimming" under the net. You'll probably be able to catch most of them on the first try. As children get caught, have them go sit in the story area. If your net holders want to get caught, invite a few children from the story area to help hold the net. When everyone's been caught, return the *paper net* to the Learning Lab and join children in the story area.

Say: **That was fun! When Jesus' disciples went fishing, they did what Jesus said, and their net filled with fish. ► Jesus can do anything. Let's bring out our Bible and hear how Jesus helped his friends catch fish.**



■ Bible Song and Prayer Time

SUPPLIES: Bible, CD player



tracks 3, 4

Say: **Now it's time to choose a Bible helper to bring me the Bible marked with today's Bible story. As we sing our Bible song, we'll pass around our special Bible. The person who's holding the Bible when the music stops will be our Bible helper today. Remember that each week one of you will get to be the Bible helper.**

Lead children in singing "I'm So Glad for the Bible" (track 3) with the *CD* to the tune of "Give Me Oil in My Lamp." As you sing, pass around the special Bible.



I'm so glad for the Bible.

Keep me learnin', learnin', learnin'.

I'm so glad for God's book today.

I'm so glad for the Bible.

Keep me learnin', learnin', learnin'—

Keep me learnin' all about his way.

Let me hear 'bout God's love—

Keep me learnin', learnin', learnin'.

Let me hear 'bout God's love for me.

Let me hear 'bout God's love—

Keep me learnin', learnin', learnin'.

Let's shine the light for all to see.

(Repeat first verse.)

When the music stops, invite the child who's holding the Bible to bring it to you. Stamp the child's hand with the *happy-face stamp*, and thank him or her for bringing you the Bible. Then stamp the other children's hands. Return the *happy-face stamp* and *ink pad* to the Learning Lab.

Say: **I'm thankful for** [name of child who brought the Bible], **and I'm thankful for everyone in our class today. Let's thank God together for all our friends in this class.**

Lead children in singing "I'm So Glad We're Together" (track 4) with the *CD* to the tune of "Give Me Oil in My Lamp."



**I'm so glad we're together.
Keep us prayin', prayin', prayin'.
I'm so glad we're all here today.
I'm so glad we're together.
Keep us prayin', prayin', prayin'—
Prayin' for each other every day.**

Lead children in folding their hands and bowing their heads as you continue to sing.

**Thank you, Lord, for each one.
Keep me thankful, thankful, thankful.
Thank you for everyone who's here.
Thank you, Lord, for each one.
Keep me thankful, thankful, thankful—
Thankful for our friends both far and near.**

This Bible story is featured in *My First Hands-On Bible*. Order several now for your ministry at group.com.



■ Hear and Tell the Bible Story

SUPPLIES: Bible, CD player



Gather the children around the *Learning Mats: Jesus Can Do Anything*. Open the Bible to **John 21:1-13**, and show the passage to the children. Say: **Our story comes from the book of John in the Bible, God's special book. Our Learning Mats show us pictures of our Bible story.**

Listen carefully to our story today. Every time you hear the word *fish* or *fishing* on the CD, pretend to cast out your net. Let's practice that. Fishing.

Let children practice casting pretend nets, and then play the "Night Fishing" segment (track 15) from the *CD*. Follow along in the text below so you can help children remember to cast out their nets.

"I'm going fishing," Peter said as he looked out over the water. "It looks like a good night to go fishing."

Peter's friends decided to go with him. So they all got into Peter's boat and went out to fish on the lake. They rowed the boat out into the water, and then they threw out their nets and waited for the fish to swim right in. They waited, and waited, and waited. But every time Peter and his friends pulled their nets out of the water, they were empty!

Peter and his friends kept fishing all night long, but they didn't catch a single fish. They were discouraged and very, very tired. Early in the morning, when the sun was just beginning to peek over the edge of the water, they saw a man standing on the shore.

"Friends, did you catch any fish?" the man called out.

Peter and his friends shook their heads sadly. "No," they called back.

"Throw your net on the right side of the boat, and you will find some fish," the man said.

Peter and his friends weren't sure about that. They hadn't seen a single fish all night. But they did what the man said. Right away, their net filled with fish. Slippery, flippery, fish. Big fish, little fish, scaly fish, slimy fish. The net was so full of fish that Peter and his friends couldn't even pull it back into the boat.

One of Peter's friends looked at the man on the shore again. "It's Jesus!" he shouted. ► Jesus can do anything, and he had helped his friends fill their net with fish.

Right away, Peter jumped out of the boat and started swimming back to shore. The rest of his friends stayed in the boat and rowed back to shore, dragging the net full of fish behind them.

When they got to the shore, Jesus was waiting. He asked them to have breakfast with him. And do you know what they ate for breakfast? Some of the fish they'd caught! They were glad to be with their friend Jesus once more.

After the story, stop the *CD* and open the window on the *Learning Mat* to reveal the disciples' net full of fish. Say: **Look at all the fish in the net!** ► Jesus can do anything! Let's sing a song to celebrate Jesus' great miracles.

Lead the children in singing "Yes, He Can" (track 11) with the *CD* to the tune of "London Bridge."



SING

Jesus can do anything!
Yes, he can! Clap your hands!
Jesus can do anything!
He is our mighty Savior!

Jesus can do miracles!
Yes, he can! Clap your hands!
Jesus can do miracles!
He is our mighty Savior!

Say: ► Jesus can do anything! And because he's our friend, he'll help us when we need him, too. Do you remember our Bible verse? In the book of Philippians, it says ► "I can do everything through Christ, who gives me strength." Let's say our verse together, and when we're finished, we'll clap our hands for Jesus again. Ready?

Lead the children in repeating the verse and applauding for Jesus.



◀ BIBLE POINT



◀ BIBLE POINT



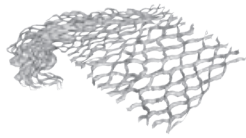
◀ BIBLE POINT



◀ BIBLE VERSE

■ Do the Bible Story

SUPPLIES: masking tape, magnet strips, paper clips, paper fish from Lesson 7



Before class, pop out the *fish stencils* found in the Learning Lab. You'll also need the paper fish you cut out for Lesson 7. Place small magnet strips on the back of all the fish except for five or six. Mark a boat outline on the floor with masking tape. Place all the fish with magnet strips on the right side of the boat, and place the other five or six fish on the left side of the boat. Attach several paper clips all over on the *paper net*.

Say: ► ***Jesus can do anything.*** Let's pretend we're his disciples who went fishing, just like the ones in the story. We'll take turns throwing our net over the side of our boat so that we can catch fish.

Have five or six children stand inside the boat outline. Give children the *paper net*, and let them use it to try to catch the fish on the left side of the boat by tossing the net over the fish. After a few minutes, have them try the same thing on the right side of the boat. The kids should catch lots of fish on the right side of the boat because the magnet strips on the fish will attach to the paper clips on the *paper net*!

Point to the right side of the boat, and ask:

- **What do you think the disciples thought when the man on the beach told them to throw their net on this side of the boat?** (They thought he was crazy; they didn't believe him; they believed him because they knew it was Jesus.)
- **What amazing things can Jesus do for us?** (He loves us; he can forgive us; he can help us when we're sick.)

Say: **Jesus did an amazing thing by helping the disciples catch lots and lots of fish. We can trust Jesus to do amazing things for us, too, because ► *Jesus can do anything!*** Do you think our friend Whiskers would like to hear the story of the fishermen? I know he likes to go camping—maybe he likes fishing, too. Let's move back to our story area and call him.

Lead children in calling for Whiskers.



BIBLE POINT ►



WARNING!

This activity uses magnets. Swallowed magnets can attract each other through opposing intestine walls, causing serious infection or even death. Seek immediate medical attention if magnets are swallowed or inhaled.

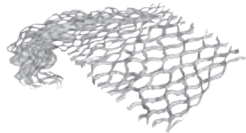


BIBLE POINT ►

Closing

■ Fishnet Tangle

SUPPLIES: none



Bring out Whiskers, all tangled up in the *paper net*, and go through the following script. When you finish the script, put Whiskers away and out of sight. Keep the *paper net* on hand to use during the Closing activity.





Whiskers: Hello, friends! I'm really glad to see you today. Could someone please untangle me?

Teacher: Sure. We'll help you. (*Invite a child to help you untangle Whiskers from the net.*) Where did you get this net, Whiskers?

Whiskers: My mom and I got it at a garage sale. The man there said I could go fishing with it. But I'm not sure about that. I've been fishing, and this thing sure doesn't look like a fishing pole to me.

Teacher: It's not a fishing pole, Whiskers. It's a fishing net. We just heard a Bible story about some of Jesus' friends who went fishing with a fishing net. Maybe some of your friends here could show you how Jesus' friends used their nets for fishing.

Whiskers: Yes! Would you please?

(*Invite children to make casting motions, and then take the net from Whiskers and cast it aside, out of children's reach.*)

Whiskers: Wow! That's neat. What happened when Jesus' friends went fishing with their net? Did they catch anything? I never seem to catch anything when I go fishing.

(*Let children respond. Help them tell Whiskers that at first the disciples caught nothing. But as soon as Jesus told them where to cast their net, the net filled with fish.*)

Teacher: ► Jesus can do anything. The disciples didn't catch any fish all night, but when Jesus told them what to do, their net filled up right away!

Whiskers: That's great. Jesus really can do anything. He helped people who were sick, he fed all those people with fish and bread, and now he filled his friends' net with fish.

Teacher: Jesus loves us very much, and he can help us, just as he helped the people in our Bible stories.

Whiskers: I love hearing Bible stories. And you know what? I tell Cousin Joey about them, too. Maybe Cousin Joey and I can use my net to go fishing in his bathtub. Then I can tell him about Jesus' friends and the net full of fish. Goodbye! See you next week.

Permission to photocopy this script from Group's Hands-On Bible Curriculum®, Preschool, granted for local church use.
Copyright © Group Publishing, Inc., 1515 Cascade Avenue, Loveland, CO 80538. group.com





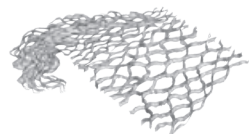
Say: On their own, the disciples couldn't catch any fish. But with Jesus' help, they were able to catch all the fish they needed. Just like Jesus helped his disciples, he can help you if you ask him to. Remember to ask Jesus for help when you feel alone, or afraid, or sad, because Jesus can help you be strong. Let's pray to him right now.

Pray: Jesus, we're grateful that you are our friend and that you help us do the things we need to do. We want to be like you and to help others, too. Thank you, Jesus, for always being with us. Amen.



■ Net Full of Prayer

SUPPLIES: heart fish from Option 1



Gather the children in a circle, and say: **We've been learning that ► *Jesus can do anything*. He made sick people well, fed over 5,000 people, and helped his disciples catch a net full of fish. Isn't it great that Jesus loves us so much and wants to do all these wonderful things for us? Let's use our fishnet to say a thank you prayer to Jesus.**

Spread out the *paper net* on the floor, and hand each child a heart fish from Option 1. Make sure children who made fish get their own. Have children sit around the outside of the net.

Say: **We're going to go around the circle and take turns dropping our fish into the net. As you drop your fish, say one thing you'd like to thank Jesus for. You might choose something from one of our Bible stories. For example, you could say, "Thank you for making sick people strong again" or "Thank you for the net full of fish." Or you might choose something else you're thankful for such as your family, your house, or your friends. I'll go first.**

Drop your fish into the net on the floor, and say something you're thankful for. If some children can't think of anything, encourage them to place their fish in the net and simply say, "Thank you, Jesus."



Growing closer to Jesus extends beyond the classroom.

Photocopy the "Today I Learned..." handout (at the end of this lesson) for this week, and send it home with the children. Encourage parents to use the handout to plan meaningful family activities to reinforce this week's topic.



For Extra Time


If you have a long class time or want to add additional elements to your lesson, try one of the following activities.

■ Lively Learning: Learning Mat Review



Set out the *Learning Mats: Jesus Can Do Anything*. Let children open and close the windows on the mat to reveal “before” and “after” scenes from the miracles they’ve been learning about. Encourage them to ask each other what’s under each window. They can also use the mats to retell the stories to Whiskers. As they interact with the stories, remind them that ► Jesus can do anything.

■ Make to Take: Fishnets



Before class, cut colored yarn into 8-inch lengths. Mix equal parts of water and white glue in a bowl.

Give each child a sheet of blue construction paper and several lengths of yarn. Show each child how to dip the yarn into the glue mixture and then arrange the yarn on the paper to look like a fishing net. Let them glue fish crackers or extra heart fish from Let’s Get Started in their nets. As they work, talk about how Jesus filled the disciples’ net after they’d been fishing all night. Remind children that ► Jesus can do anything.

■ Treat to Eat: Fisherman’s Breakfast

Remind children that after Jesus helped Peter and his friends catch so many fish, they had a special fish breakfast together. Set out bowls of tuna fish, plastic knives, and crackers. Let children fix themselves crackers and tuna fish, thank God for the great miracle Jesus did, and then enjoy their snacks.



■ Story Picture: The Miraculous Catch

Give each child a copy of the “Today I Learned...” handout. Set out crayons, and let children color their pictures. Then set out fish crackers and glue. Help children glue the fish crackers on the net in the picture. As children work, review how Jesus filled his disciples’ net with fish. Remind children that ► Jesus can do anything.

Today I learned... Jesus can do anything!

Help me learn this:

"I can do everything through Christ, who gives me strength" (Philippians 4:13).

Ask me:

- What did Jesus tell the disciples to do with their net?
- What happened when the disciples did what Jesus asked?
- What's your favorite Bible story about Jesus' miracles?

Family Fun

- Fill a sink or dishpan with water, and let your child use a colander to fish for gummy fish (or gummy worms if fish aren't available). As you're fishing, ask your child to tell you how Jesus filled his disciples' net with fish. Eat the gummy fish you catch!

Lesson 9
Today your child learned that **JESUS CAN DO ANYTHING.** Children heard how Jesus filled the disciples' net with fish after it had been empty. They filled a fishnet with prayers of thanks for Jesus' miracles.

The Miraculous Catch of Fish

(John 21:1-13)

