

Jesus' Miracles

Jesus always made time to meet people's needs. His teaching about God's love warmed their hearts. His gentle, healing touch calmed their fears, soothed their wounds, and banished their diseases. People came to Jesus sick, lonely, even outcast—and went away whole. They came hungry and went away full. They came in despair and left rejoicing. Everywhere Jesus went, he changed people's lives with his miraculous love.

Young children often feel small and powerless in an adult world. They need help with even the simplest of tasks. They'll be comforted to know that Jesus is a friend who can help with any task, no matter how difficult. Use these lessons to teach children that Jesus can do anything, even in our lives today!

Four Lessons on Jesus' Miracles

Lesson	Bible Point	Page	Bible Basis
6	Jesus can do anything.	85	John 5:1-9
7	Jesus can do anything.	99	John 6:1-14
8	Jesus can do anything.	113	Mark 10:46-52
9	Jesus can do anything.	127	John 21:1-13



Bible Point ▶

Jesus can do anything.

Bible Verse

“I can do everything through Christ, who gives me strength” (Philippians 4:13).

Growing Closer to Jesus

- Children will
- talk about what it might be like to be sick for a long time,
 - hear how Jesus healed a man who had been sick for 38 years,
 - comfort Whiskers when he’s sick, and
 - sing a song to celebrate Jesus’ miracles.

Teacher Enrichment

Bible Basis

- **Jesus heals a man who has been sick for 38 years.**



**John
5:1-9**

The pool at Bethesda was thought by people in Jesus’ day to have some kind of healing power. Apparently the water was stirred occasionally by an angel but was likely simply a spring that bubbled up now and then. It was believed that if a sick or disabled person could get into the water while it was moving in that way, he or she would be healed. The man Jesus ended up healing was so disabled that he couldn’t get into the water quickly enough when it stirred.

Jesus’ action in healing the man showed him that he was far better off trusting in Jesus than in a mystery healing source that had never worked for him anyway. Just as Jesus took care of the paralyzed man, Jesus can easily take care of our needs and concerns. As you talk about today’s passage with your preschoolers, help them understand that they can trust Jesus to take care of them.








Prayer

- Read 1 Peter 5:7. How does the statement of this verse parallel the event in today’s passage?
- How much do you rely on God’s care in your life?
- Pray: Lord, help me to demonstrate relying on God’s care to my preschoolers as I...

Before the Lesson

- Collect the necessary items for the activities you plan to use, referring to the Classroom Supplies and Learning Lab Supplies listed in the chart on the next page.
- Make photocopies of the “Today I Learned...” handout (at the end of this lesson) to send home with your children.
- Pray for the children in your class and for God’s direction in teaching the lesson.

This Lesson at a Glance

	What Children Will Do	Classroom Supplies	Learning Lab Supplies
Welcome Time	Welcome! —Receive name tags, and be greeted by the teacher.	"Fish Name Tags" (p. 97), scissors, marker, safety pins or tape	
Let's Get Started Direct children to one or more of the optional activities until everyone arrives.	Option 1: Stir the Waters —Stir water in a tub, and hear how Jesus healed a sick man by a pool.	Towels, shallow tub, water, spoons, spatulas	
	Option 2: Patient Patients —"Bandage" each other, and hear how Jesus healed a sick man.	Rolls of bathroom tissue	
	Option 3: Make-a-Mat —Make mats, and hear how Jesus helped a sick man pick up his mat and walk.	11x17 construction paper, crayons	
	Pick-Up Time —Sing a song as they pick up toys and gather for Bible Story Time.	CD player	
Bible Story Time	Setting the Stage —Play a game to discover what makes them feel better when they're sick or hurt.	Mats from Option 3	
	Bible Song and Prayer Time —Sing a song, bring out the Bible, and pray together.	Bible, CD player	
	Hear and Tell the Bible Story —Hear the story from John 5:1-9 about how Jesus healed a man who had been sick for 38 years.	Bible, scissors, masking tape, mats from Option 3	
	Do the Bible Story —Sing a song, and help each other up from their mats.	CD player, mats from Option 3	
Closing 	Sick Forever! —Hear how Whiskers has been sick for days, and tell him about Jesus' healing power.	Washcloth	
	Pick-Me-Up Prayers —Help each other up with a reminder that Jesus can do anything.		

*See the end of this lesson for extra-time ideas and supplies.

Welcome Time

SUPPLIES: “Fish Name Tags” (p. 97), scissors, marker, safety pins or tape

- Kneel down and make eye contact with children as they arrive.
- Greet each child individually with an enthusiastic smile.
- Thank each child for coming to class today.
- As children arrive, ask them about last week’s “Today I Learned...” discussion. Use questions such as “What did you tell your family about the wise men?” or “How did your family show your love for Jesus this week?”
- Say: **Today we’re going to learn that ► Jesus can do anything.**
- Give each child a photocopy of a fish name tag. You’ll need to cut them apart before class. Write children’s names on their name tags, and pin or tape the name tags to their clothing.
- Direct children to the Let’s Get Started activities you’ve set up.



You may want to laminate the name tags with clear adhesive plastic so they’ll last through the module.



Let’s Get Started

Set up one or more of the following activities for children to do as they arrive. After you greet each child, invite him or her to choose an activity.

Circulate among the children to offer help as needed and direct children’s conversation toward the point of today’s lesson. Ask questions such as “Have you ever been sick? What was that like?” or “What kinds of things can make us feel better when we’re sick?”

■ Option 1: Stir the Waters

SUPPLIES: towels, shallow tub, water, spoons, spatulas

Set out several towels and a shallow plastic tub filled with water. Give children spoons and spatulas, and let them stir and play gently in the water. Explain that today they’ll hear how Jesus healed a sick man who sat by a special pool of water. The man believed that the moving water could make him well.

■ Option 2: Patient Patients

SUPPLIES: rolls of bathroom tissue

Set out several rolls of bathroom tissue, and let children “bandage” each other. Encourage them to take turns being “doctors” and “patients.” As they play, talk about how doctors and parents care for them when they’re sick. Explain that today they’ll learn how Jesus made a sick man well.



It’s important to say the Bible Point just as it’s written in each activity. Repeating the Bible Point over and over throughout the lesson will help kids remember it and apply it to their lives.



Depending on the number of children and adults you have, set up one, two, or all of the activities with an adult stationed at each one. If you want to move quickly into Bible Story Time, pick one of the Let’s Get Started activities for all the children to do at the same time.

■ Option 3: Make-a-Mat

SUPPLIES: 11x17 construction paper, crayons or markers



Set out 11x17 sheets of colored construction paper, crayons or markers, and the *happy-face stamp* and *ink pad*. Explain that today's Bible story is about a sick man who lay on a mat by a pool. Let each child decorate a sheet of construction paper to use as a mat during the Bible story. If children finish early, they can make a mat for someone else. You'll need a mat for each child in your class.

When everyone has arrived and you're ready to move on to Bible Story Time, encourage the children to finish what they're doing and get ready to clean up.

■ Pick-Up Time

SUPPLIES: CD player



Lead children in singing "Come Along With Me" (track 2) with the CD to the tune of "Come and Go With Me." Encourage children to sing along as they help clean up the room.



**Come along with me and pick up all our things,
Pick up all our things,
Pick up all our things.
Come along with me and pick up all our things
So our room will be clean.**

(Repeat 2x.)

Bible Story Time

■ Setting the Stage

SUPPLIES: mats from Option 3

Tell the children you'll clap your hands three times to get their attention. Explain that when you clap your hands, the children are to stop what they're doing and repeat the clap. Practice this signal a few times. Encourage children to respond quickly so you'll have time for all the fun activities you've planned.

Ask: • **What did you make or do when you came to our class today?** (Played in water; put a bandage on someone; made a mat to sit on.)

Say: **If you stirred the water, stand and twirl your arms around in a circle and then sit down.** Pause. **If you bandaged someone or got a bandage, stand up and show us your bandage and then sit down.** Pause. **If you made a mat, stand up and hold it high over your head and then sit down on it.**

You were all learning important things about our Bible story. Today we're going to learn that ► Jesus can do anything. We'll hear how Jesus met a sick man by a pool and made him well.



If you have mostly 4-year-olds in your class, have children create woven mats. Cut slits in the construction paper, and set out 1x17 strips for children to weave through the slits. Three-year-olds may also be able to do this with adult help.



Ask: • **What's it like to be sick?** (Boring; yucky; you have to stay in bed.)

• **What are some things that help you get well when you're sick?**

(Medicine; going to the doctor; resting.)

Pass out mats to any children who didn't make them earlier. Say: **I'm going to read a list of things you might do to help you get well when you're sick. If I read something that will really help you get well, stand up. If I read something that won't help you get well, stay seated on your mat.**

- drinking juice
- going swimming
- going to the doctor
- climbing a tree
- taking medicine from your doctor
- riding your tricycle
- resting quietly
- eating lots of candy
- asking Jesus to help

Say: **Jesus can help us when we're sick or hurt because ► *Jesus can do anything.* Let's all sit down on our mats now and get ready to hear our Bible story. We're going to hear how Jesus helped a man who had been sick for a long, long time.**



■ Bible Song and Prayer Time

SUPPLIES: Bible, CD player



tracks 3, 4

Say: **Now it's time to choose a Bible helper to bring me the Bible marked with today's Bible story. As we sing our Bible song, we'll pass around our special Bible. The person who's holding the Bible when the music stops will be our Bible helper today. Each week one of you will get to be the Bible helper.**

Lead children in singing "I'm So Glad for the Bible" (track 3) with the CD to the tune of "Give Me Oil in My Lamp." As you sing, pass around the special Bible.



SING

**I'm so glad for the Bible.
Keep me learnin', learnin', learnin'.
I'm so glad for God's book today.
I'm so glad for the Bible.
Keep me learnin', learnin', learnin'—
Keep me learnin' all about his way.**

**Let me hear 'bout God's love—
Keep me learnin', learnin', learnin'.
Let me hear 'bout God's love for me.
Let me hear 'bout God's love—
Keep me learnin', learnin', learnin'.
Let's shine the light for all to see.**

(Repeat first verse.)

When the music stops, invite the child who's holding the Bible to bring it to you. Stamp the child's hand with the *happy-face stamp*, and thank him or her for bringing you the Bible. Then stamp the other children's hands. Return the *happy-face stamp* and *ink pad* to the Learning Lab.

Say: **I'm thankful for [name of child who brought the Bible], and I'm thankful for everyone in our class today. Let's thank God together for all our friends in this class.**

Lead children in singing "I'm So Glad We're Together" (track 4) with the *CD* to the tune of "Give Me Oil in My Lamp."



**I'm so glad we're together.
Keep us prayin', prayin', prayin'.
I'm so glad we're all here today.
I'm so glad we're together.
Keep us prayin', prayin', prayin'—
Prayin' for each other every day.**

Lead children in folding their hands and bowing their heads as you continue to sing.

**Thank you, Lord, for each one.
Keep me thankful, thankful, thankful.
Thank you for everyone who's here.
Thank you, Lord, for each one.
Keep me thankful, thankful, thankful—
Thankful for our friends both far and near.**

■ **Hear and Tell the Bible Story**

SUPPLIES: Bible, scissors, masking tape, mats from Option 3



Before class, open the perforated windows on the Learning Mat: Jesus Can Do Anything, Part 1, and then lay the window section over the Learning Mat: Jesus Can Do Anything, Part 2. Fasten the two sections together at the top with masking tape. As you open each window, children will be able to see the results of Jesus' miracles.

Have children gather around the *Learning Mats*. Open your Bible to **John 5:1-9**, and show the passage to the children. Say: **Our story comes from the book of John in the Bible, God's special book. Our Learning Mats shows us pictures of our Bible story.**

Raise your hand if you've ever been sick. Let children respond. **Now, keep your hand up if you've ever gone to the doctor when you were sick.**

Ask: • **Why do we go to the doctor?** (To find out what's wrong; to get better.)

Say: **That's right. When we're sick we usually go to the doctor so the doctor can tell us what we can do to feel better. But in Bible times, doctors didn't always know how to help sick people.**

Point to the pool on the *Learning Mats*. Say: **Do you see this pool? Well, sick people thought that the water from this pool could make them well. They thought that when the water was moving, whoever got into the pool first would be healed. So every day many sick people sat by the pool and waited**

for the water to move. When the water moved, everyone hurried to be the first one into the water. Let's pat our hands on our legs and pretend like we're hurrying to get into the pool. Pause. Do you think going swimming in a pool can make you better when you're sick? Let children respond.

There was one man by the pool who had been sick for 38 years. Let's find him here on our *Learning Mats*. Have children point out the sick man lying near Jesus.

Thirty-eight years is a long, long time. For you, that would be like getting sick today and staying sick until you were all grown up. Show me what you would look like if you'd been sick all that time. Let children show their sick faces to you and to each other.

One day Jesus came to the pool. He noticed all the sick people—especially the man who had been sick for 38 years. The sick man was lying on a mat. Let's lie down on our mats and pretend we're the sick man.

Let children lie down, and then continue: Jesus asked the sick man, "Do you want to be well?" The man said, "Yes, but I can't get into the pool fast enough. No one will help me. So when the water moves, someone else always gets there first."

So Jesus said to the man, "Stand up. Pick up your mat and walk." Right away, the man was well. When I count to three, let's all jump up from our mats like the sick man did and say, "Thank you, Jesus!" One, two, three. Jump up. Thank you, Jesus!

Show me how you'd look if Jesus had just made you well. Pause. Let's see how the sick man looked after Jesus healed him.

Open the window to reveal the man standing beside Jesus with his mat. Then say: Look how happy and thankful the man looks now. ► Jesus can do anything—even heal a man who has been sick for 38 years!



Say: Even though our story happened many years ago, Jesus can help us today just as he helped the sick man by the pool. We need to trust Jesus, and we can learn to do that by saying our Bible verse from Philippians 4:13: ► "I can do everything through Christ, who gives me strength."

Lead the children in repeating the Bible verse, and then say: Let's pray to Jesus right now, and at the end of the prayer we'll all shout, "I can do everything through Christ, who gives me strength!"

Pray: Dear Jesus, we're glad that you are so powerful and so good. Thank you for helping us when we need you. Amen.

Shout the Bible verse aloud with the children. Encourage their excitement by letting them flex their muscles, wave their hands in the air, or jump up as they say the verse.



■ Do the Bible Story

SUPPLIES: CD player, mats from Option 3



Say: **We're going to learn a fun song to help us remember that ► Jesus can do anything. Everyone find a spot in the room and lie down on your mat. As we sing the song, I'll come around and help you up from your mat, just as Jesus helped the sick man. After you get up, you can help me help others up from their mats.**

Lead children in singing "Yes, He Can" (track 11) with the *CD* to the tune of "London Bridge." Each time you sing "Jesus can do anything!" help another child stand and join your line. Encourage children to clap when the song says, "Clap your hands!"

Replay the song for each child, or you may want to have children join your line two at a time.



**Jesus can do anything!
Yes, he can! Clap your hands!
Jesus can do anything!
He is our mighty Savior!**

**Jesus can do miracles!
Yes, he can! Clap your hands!
Jesus can do miracles!
He is our mighty Savior!**



After all the children have joined your line, say: **That was fun! ► Jesus can do anything. When we're sick or hurt, we can pray for Jesus to help us. Speaking of being sick, I heard that our friend Whiskers hasn't been feeling too well lately. Maybe we could see if he's feeling any better today. Let's go quietly back to our story area in case he's resting.**

Closing

■ Sick Forever!

SUPPLIES: washcloth

Before class, fold a washcloth in half and drape it over Whiskers' head.

After you get back to the story area and everyone is seated quietly, say: **Let's see if Whiskers is feeling well enough to come out and visit with us. So we don't scare him, let's whisper and say, "Whiskers, Whiskers."**

Lead children in whispering for Whiskers, and then bring him out and go through the following script. When you finish the script, put Whiskers away and out of sight.





Whiskers: *(With washcloth draped over his head and moaning)*
Ohhh...hello, boys and girls...ohhh...

Teacher: Hi, Whiskers. It sounds like you're still not feeling well.

Whiskers: Ohhh...I've been so sick. I feel just awful!

Teacher: Goodness, Whiskers, tell us what's wrong.

Whiskers: I have a terrible earache! My mom took me to the doctor yesterday, and she gave me some medicine that will help me feel better in a day or two. But I don't know if I can wait that long.

Teacher: Oh, I'm so sorry you've been sick. It's no fun to have an earache, is it, boys and girls? *(Let children respond.)* Sometimes when we're sick it seems like we'll never get well. Today we heard a story about a man who had been sick for a very long time. Children, let's tell Whiskers how long the man in our story had been sick.

(Help children tell Whiskers about the man who had been sick for 38 years.)

Whiskers: Thirty-eight years! That's a long time. My mom isn't even 38 years old! I hope I'm not sick for that long. What happened to the man? Is he still sick? Did he ever get better? What kind of medicine did he have to take?

Teacher: Actually, he got better and he didn't even need any medicine. Boys and girls, let's tell Whiskers how the man got well.

(Help children tell Whiskers how Jesus healed the man.)

Whiskers: That's great! You mean Jesus healed him just like that? He didn't have to wait for any medicine to work or anything?

Teacher: That's right. He got well right away. Jesus can do that. ► Jesus can do anything. Let's all say that together.

(Lead the children and Whiskers in repeating the Bible Point.)

Whiskers: Wow! ► Jesus can do anything! I think I'll go home right now and ask my mom to read me that story from my Bible storybook. I can lie down and rest while she reads it. I'll see you next week. Goodbye!

Permission to photocopy this script from Group's Hands-On Bible Curriculum®, Preschool, granted for local church use.
Copyright © Group Publishing, Inc., 1515 Cascade Avenue, Loveland, CO 80538. group.com





■ Pick-Me-Up Prayers

SUPPLIES: none

Have children sit in a circle. Say: **Let's help each other up before we say a prayer together. I'll stand up and say, ►“Jesus can do anything!” Then I'll help [name of child on your right] stand up. Then [name of child] will help the next person in our circle stand up. When it's your turn to help someone stand up, say, ►“Jesus can do anything!” and then help that person up.**

Stand and help the child next to you stand up as you say, ►“Jesus can do anything.” Continue around the circle until everyone is standing, and then close with a prayer similar to this one: **Dear Jesus, thank you for all the great things you do for us. We know you take care of us and help us when we're sick. You can do anything. We love you. Amen.**



Growing closer to Jesus extends beyond the classroom.

Photocopy the “Today I Learned...” handout (at the end of this lesson) for this week, and send it home with the children. Encourage parents to use the handout to plan meaningful family activities to reinforce this week's topic.



For Extra Time

If you have a long class time or want to add additional elements to your lesson, try one of the following activities.

■ Lively Learning: Bandage on the Boo-Boo



Before class, draw an outline of a person on a sheet of newsprint and hang it at children's eye level. Ask children what part of the person may be sick or hurt. If they need help, suggest things such as scraped knees or elbows, tummy aches, or earaches.

Mark the "hurt" spots with red crayon, and then have children line up. Hand each child a bandage. Have children take turns closing their eyes and trying to put bandages on the marked "hurt" spots. As children play the game, point out that we use medicine and bandages to help us feel better. Remind children that ► Jesus can do anything, and he can make us feel better when we're sick, too.

■ Make to Take: Get-Well Door Hangers



Before class, photocopy the "Get Well!" handout on page 96 and cut out the door-hanger pattern. You'll need one door hanger for each child.

Set out crayons, markers, other art supplies, and the *happy-face stamp* and *ink pad*. If you've used Hands-On Bible Curriculum for preschool before, you may want to set out other stamps and ink pads as well. Let children decorate their door hangers with the supplies you've set out. As they work, talk about what it's like to be sick and to have someone cheer you up. Review

how Jesus made the sick man well. Encourage children to use their door hangers to cheer up a sick friend or family member.

■ Treat to Eat: 38 Snacks



Set out 38 pieces of a small snack such as crackers. Have children help you count the pieces, and then give each child two or three pieces to eat. If you have a large class, you may need to provide additional pieces. After children count the pieces, talk about how Jesus healed the man who had been sick for 38 years. Remind children that ► Jesus can do anything and that with Jesus' help, we can be strong, too. While they eat their snacks, let children listen to "Everything Through Christ" on track 14 of the *CD*.

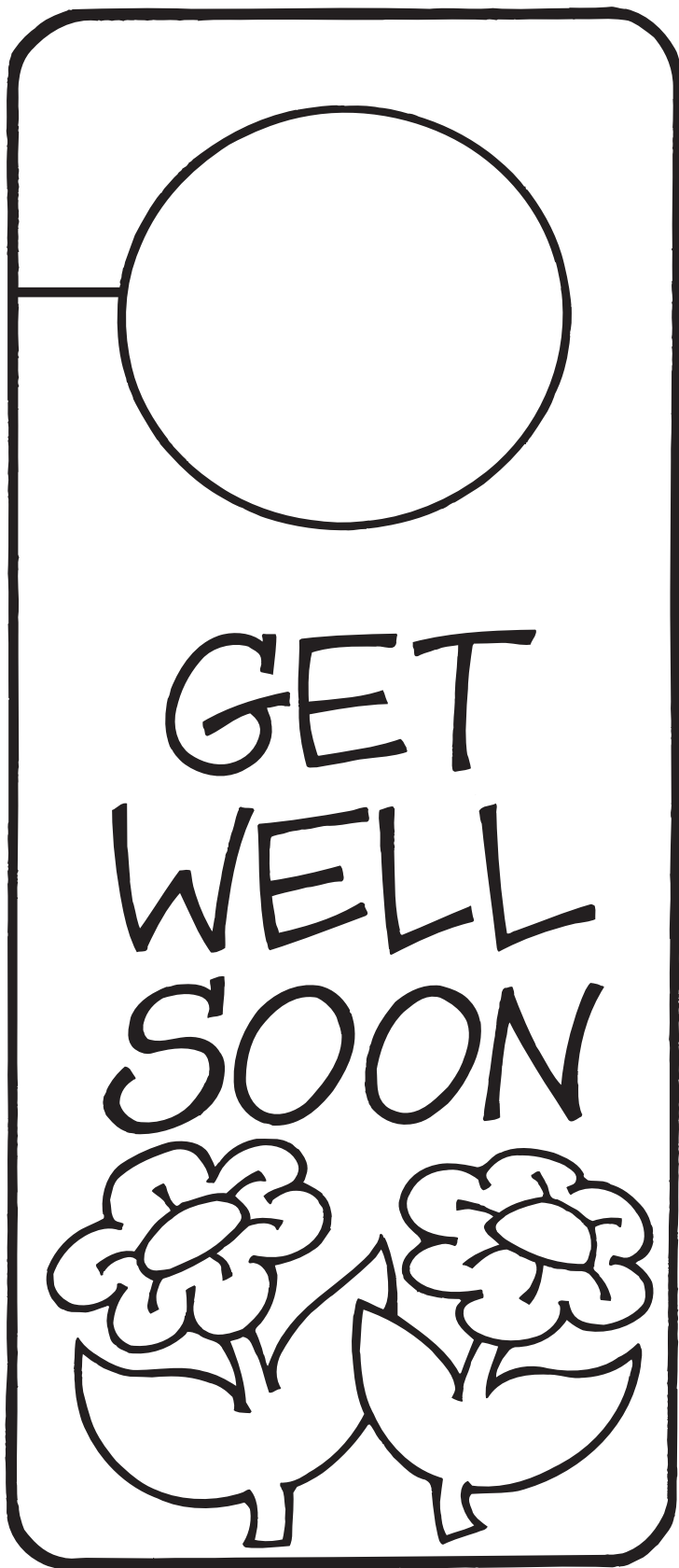
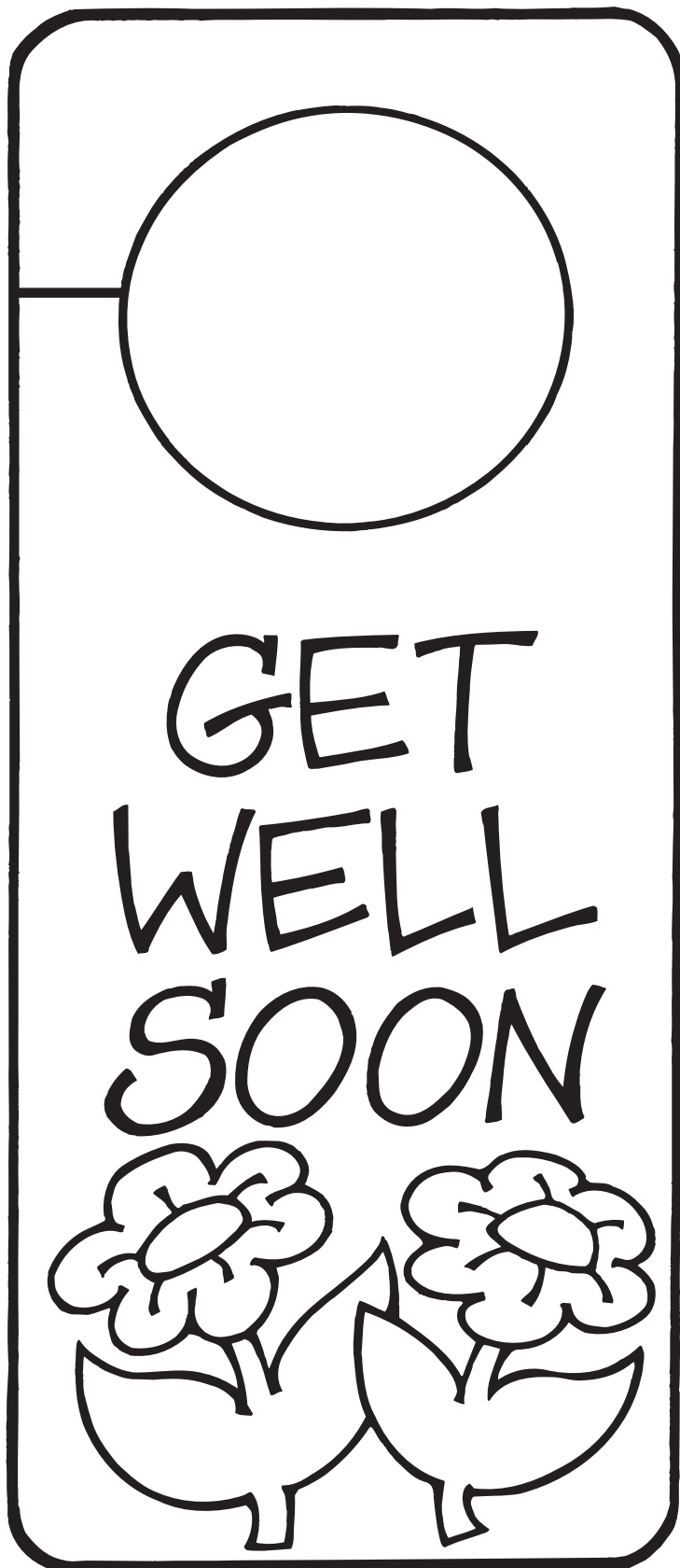


■ Story Picture: "I'm Healed!"

Give each child a copy of the "Today I Learned..." handout. Set out crayons and markers, and have children color the picture. Then set out fabric scraps for children to glue to the sick man's mat. As they work, talk about how excited the man must have been to finally be well. Remind children that ► Jesus can do anything.





Get Well!

Photocopy the handout, and cut out the door-hanger patterns. You'll need one door hanger for each child in your class.



Fish Name Tags

Photocopy and cut out the name tags.



Today I learned... Jesus can do anything.

Help me learn this:

"I can do everything through Christ, who gives me strength" (Philippians 4:13).

Ask me:

- Why did sick people come to the pool?
- Tell me about a time when you were sick. What made you feel better?
- How can we help when someone in our family is sick?

Family Fun

- Gather 38 beans, and use them to help your child count to 38. Explain that the man Jesus healed had been sick for 38 years. Point out that the man must have been very happy to finally be well. Use the beans to make a smiling face, and then thank Jesus for taking care of your family members when they get sick.

Lesson 6
Today your child learned that **JESUS CAN DO ANYTHING.** Children heard how Jesus healed a man who had been sick for 38 years. They talked about times they've been sick and thanked Jesus for taking care of them.

