





Find this app in your app/google play store. It is free.

Free conference call

Download it

Settings.

-  Preferences >
-  Rate us >
-  Report a problem >
-  About >

Version 2.0.0.37


Join


Host



Settings

Click Settings
This screen will appear.
Click Preferences

Preferences.

Session Identity

If entered, the following name and email will be visible to other attendees


Ms Carrie 

itt@cedarfallsbaptistchurch.org 

 Video


 Camera Quality HIGH 

 Screen Sharing

 Chat Notifications


 Auto Gain Control

 Echo Cancellation AGGRESSIVE 

 Allow external call to +1 518-662-9965

Open preferences and enter your name as you want it to appear, email if applicable and set your other preference as they appear here.

MEETING ID Mon
itt6 **Join**

DIAL-IN NUMBER ACCESS CODE
 (425) 436-6304 317277

When it gets close to time to meet, open the app and click JOIN

Join a new meeting.

Meeting ID

or

 +1 Phone number

Access code

Join

I'll text you the meeting ID.

When you receive it, enter it in the meeting ID box. Hit enter.