

OU Grizzly Growl Session #2

WT. CLASS 55-60
AGE GROUP 97-98

Mat # 4



Bracket.bmp

No.	Name and Club Affiliation	Rd 1			Rd 2			Rd 3			Place	
		Bout No.	Opp. Time of Score.	Pos Pts.	Bout No.	Opp. Time of Score.	Pos Pts.	Bout No.	Opp. Time of Score.	Pos Pts.		
1	Hickman, Jason OXFORD	1	2-11	L	10	3	4-3	W	19	BYE	X	2
		1	11-2	W	10	BYE	X	19	3	2-05	W	
2	Klingert, Kevin FORD FALCONS	1	11-2	W	10	BYE	X	19	3	2-05	W	1
		1	11-2	W	10	BYE	X	19	3	2-05	W	
3	Mata, Brittany SANDUSKY	1	11-2	W	10	BYE	X	19	3	2-05	W	3
		1	11-2	W	10	BYE	X	19	3	2-05	W	

Placement will be determined by the most victories in the round robin.
 In the event of a tie, first us the point chart. If still tied, use the criteria below.

- Most victories
- Most victories by fall
- Most victories by technical fall
- Most victories by greater superiority
- Number of activity points
- Fastest fall time

3 matches

	Winner	Loser
Fin	6	0
Technical Fall 15 pts (loser scores)	5	1
Technical Fall 15 pts (loser doesn't score)	5	0
Major Decision 8+ points (loser scores)	4	1
Major Decision 8+ points (loser doesn't score)	4	0
Decision 1 - 7 pts (loser scores)	3	1
Decision 1 - 7 pts (loser doesn't score)	3	0
Bye	0	0
Injury/F-Offet/Disqualification	6	0

OU Grizzly Growl Session #2

Mat # 4

Johnson, Maxwell
KEARSLEY

Bracket.bmp

WT. CLASS 65
AGE GROUP 97-98

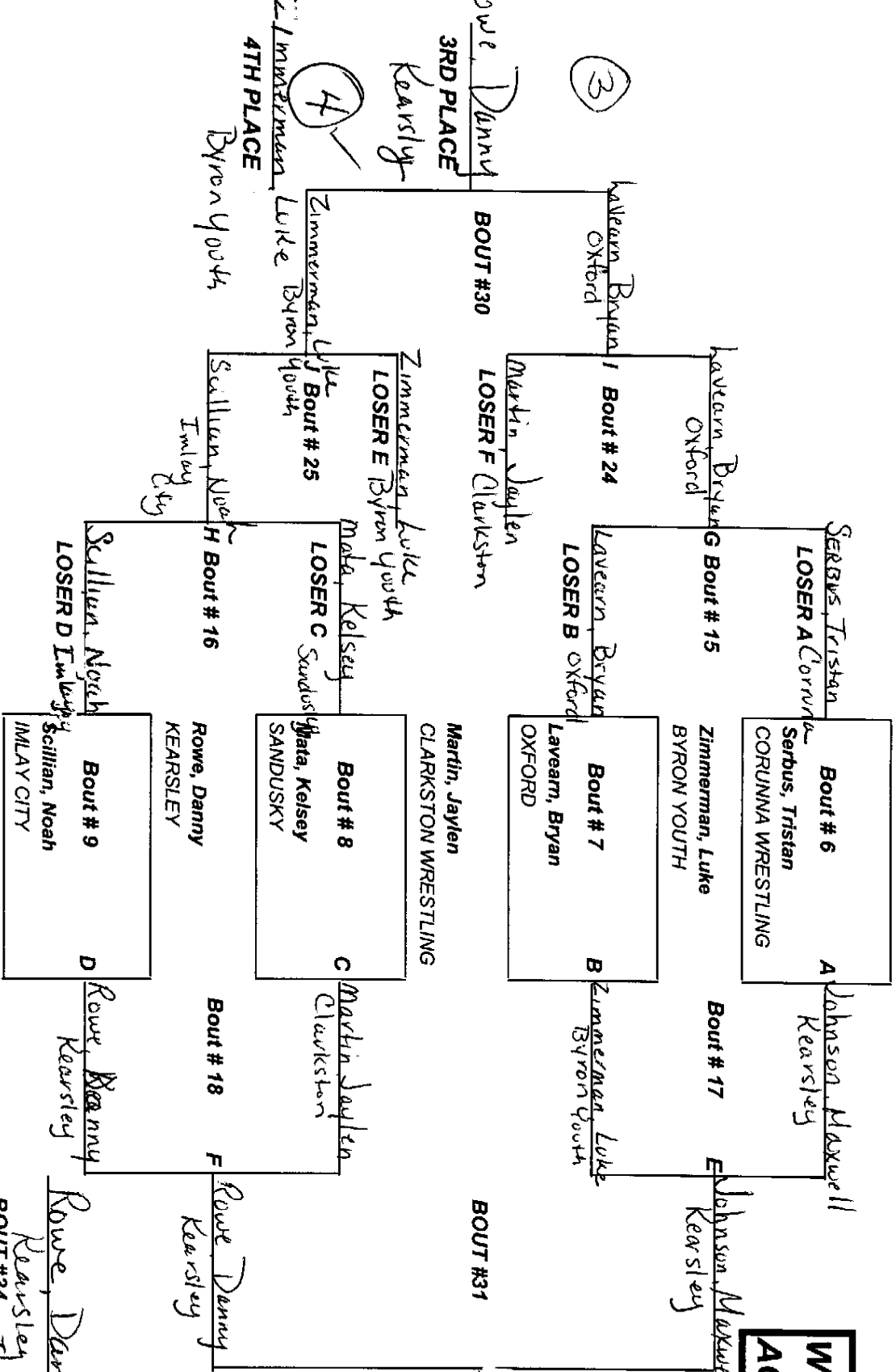
① ✓

Maxwell Johnson
CHAMPION
Kearsley

②

Lavearn, Bryan
2ND PLACE
OXFORD

True Second
(if necessary)



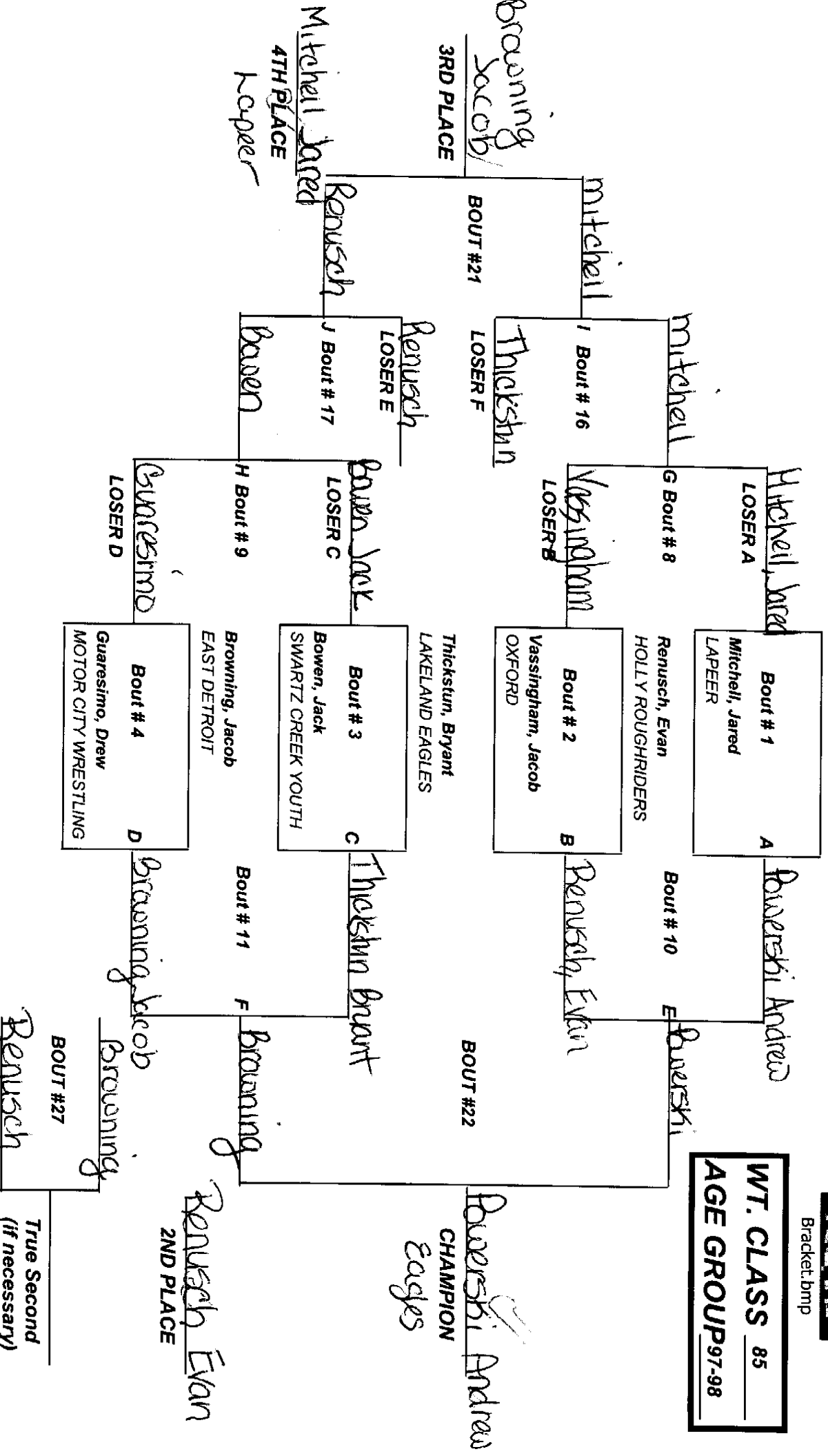
OU Grizzly Growl Session #2

Mat # 5

Powerski, Andrew
EAGLES WRESTLING



WT. CLASS 85
AGE GROUP 97-98



True Second
(if necessary)

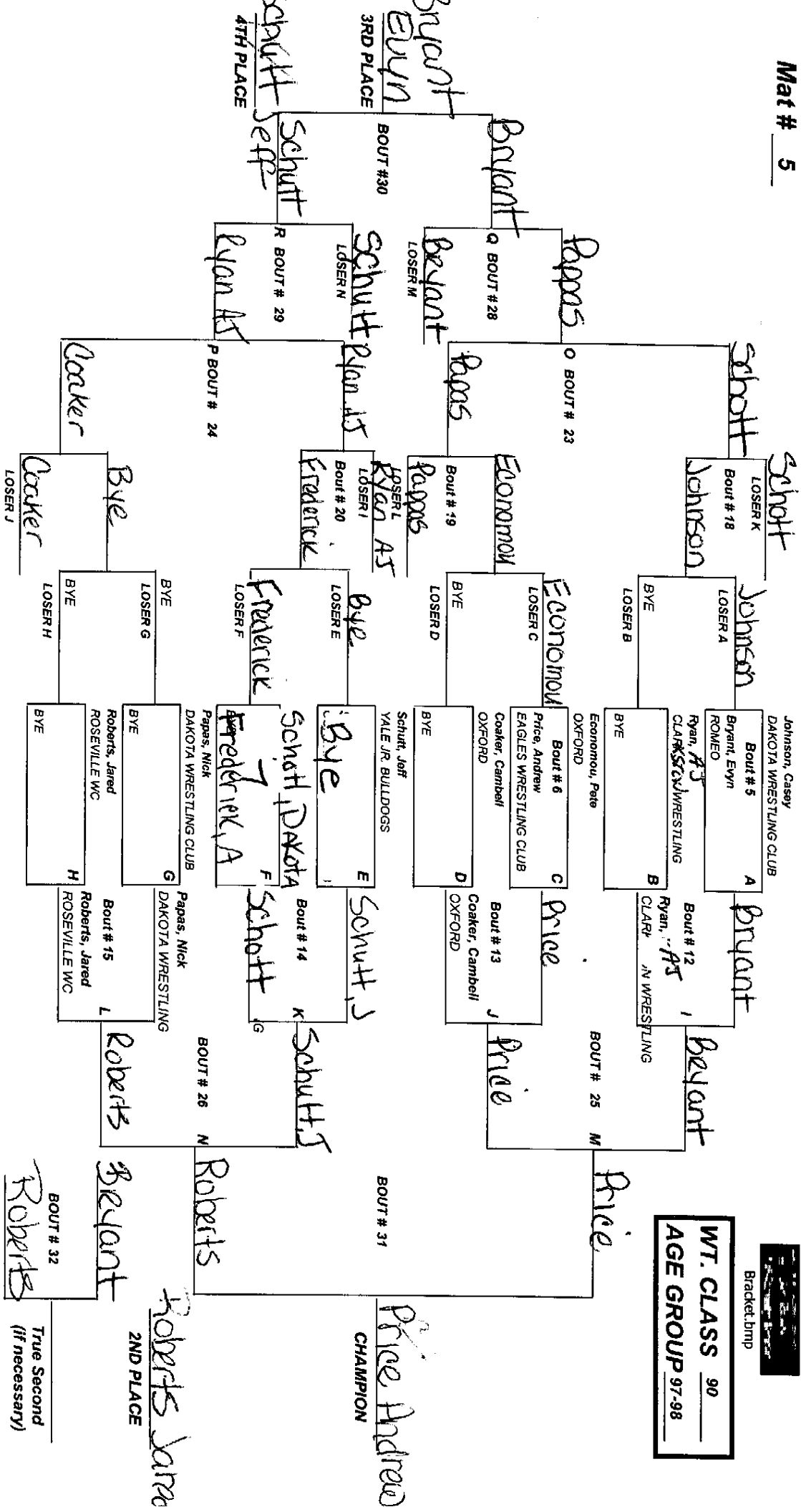
Mat # 5

OU Grizzly Growl Session #2



Bracket.hmp

WT. CLASS 90
AGE GROUP 97-98



Johnson, Casey
DAKOTA WRESTLING CLUB

Bout # 5
Bryant, Ewyn
ROMEO

Bout # 6
Price, Andrew
EAGLES WRESTLING CLUB

Bout # 12
Ryan, AS
CLARKS WRESTLING

Bout # 13
Coaker, Cambell
OXFORD

Bout # 14
Schutt, Jeff
YALE JR. BULLDOGS

Bout # 15
Pappas, Nick
DAKOTA WRESTLING CLUB

Bout # 16
Schutt, Jarred
ROSEVILLE WC

Bout # 17
Schutt, Jarred
ROSEVILLE WC

Bout # 18
Schutt, Jarred
ROSEVILLE WC

Bout # 19
Schutt, Jarred
ROSEVILLE WC

Bout # 20
Schutt, Jarred
ROSEVILLE WC

Bout # 21
Schutt, Jarred
ROSEVILLE WC

Bout # 22
Schutt, Jarred
ROSEVILLE WC

Bout # 23
Schutt, Jarred
ROSEVILLE WC

Bout # 24
Schutt, Jarred
ROSEVILLE WC

Bout # 25
Schutt, Jarred
ROSEVILLE WC

OU Grizzly Growl Session #2

WT. CLASS 95-100
AGE GROUP 97-98.

Mat # 6



Bracket: bmp

No.	Name and Club Affiliation	Rd 1			Rd 2			Rd 3			Place
		Boil No.	Opp. Time of Score	Pos Pts	Boil No.	Opp. Time of Score	Pos Pts	Boil No.	Opp. Time of Score	Pos Pts	
1	Gray, Jimmy HOLLY ROUGHRIDERS	5	2	0	14	3	D	BYE	X	3rd	
2	Harden, Wyatt SPARTAN LIGHTNING	5	1	6	BYE		X	3	D	2nd	
3	Szajna, Tristen MOTOR CITY	14	1	6	25	2	6			1st	

Placement will be determined by the most victories in the round robin. In the event of a tie, first us the point chart. If still tied, use the criteria below.

- Most victories
- Most victories by fall
- Most victories by technical fall
- Most victories by greater superiority
- Most victories by decision
- Number of activity points
- Fastest fall time

3 matches

	Winner	Loser
Fin	6	0
Technical Fall 15 pts (loser scores)	5	1
Technical Fall 15 pts (loser doesn't score)	5	0
Major Decision 8+ points (loser scores)	4	1
Major Decision 8+ points (loser doesn't score)	4	0
Decision 1 - 7 pts (loser scores)	3	1
Decision 1 - 7 pts (loser doesn't score)	3	0
Bye	0	0
Injury/Forfeit/Disqualification	6	0

OU Grizzly Growl Session #2

WT. CLASS 105-112
AGE GROUP 97-98.

Mat # 6



Bracket.bmp

No.	Name and Club Affiliation	Rd 1			Rd 2			Rd 3			Place
		Bout No.	Opp. Time of Score	Pos Pts	Bout No.	Opp. Time of Score	Pos Pts	Bout No.	Opp. Time of Score	Pos Pts	
1	Iafate, Nick ROMEO	2		2	11	0	BYE	22	X	3rd	
				1		3					
2	Miller, Derrick CORUNNA WRESTLING	2		2		BYE	22		0	2nd	
				5		X					
3	Spencer, Kenya CARO GROWLERS	BYE		BYE	11	6	22		6	1st	
				X		1					

Placement will be determined by the most victories in the round robin. In the event of a tie, first us the point chart. If still tied, use the criteria below.

- Most victories
- Most victories by fall
- Most victories by technical fall
- Most victories by greater superiority
- Most victories by decision
- Number of activity points
- Fastest fall time

3 matches

	Winner	Loser
Pin	6	0
Technical Fall 15 pts (loser scores)	5	1
Technical Fall 15 pts (loser doesn't score)	5	0
Major Decision 8+ points (loser scores)	4	1
Major Decision 8+ points (loser doesn't score)	4	0
Decision 1 - 7 pts (loser scores)	3	1
Decision 1 - 7 pts (loser doesn't score)	3	0
Bye	0	0
Injury/Forfeit/Disqualification	6	0

OU Grizzly Growl Session #2

WT. CLASS 119-126
AGE GROUP 97-98.

Mat # 6



Bracket.bmp

No.	Name and Club Affiliation	Rd 1			Rd 2			Rd 3			Place
		Boat No.	Opp. Time of Score	Pos Pts	Boat No.	Opp. Time of Score	Pos Pts	Boat No.	Opp. Time of Score	Pos Pts	
1	Berger, Jacob	3		2	3	6	BYE	BYE	X	3rd	
	CLARKSTON WRESTLING										
2	Minor, Kyle	3		1	BYE	6	3	6	1st		
	ROSEVILLE WC										
3	Schickenmeyer, Adam	3		12	1	6	23	23	2nd		
	SLICK KIDS										

Placement will be determined by the most victories in the round robin. In the event of a tie, first us the point chart. If still tied, use the criteria below.

- Most victories
- Most victories by fall
- Most victories by technical fall
- Most victories by greater superiority
- Most victories by decision
- Number of activity points
- Fastest fall time

	Winner	Loser
Pin	6	0
Technical Fall 15 pts (loser scores)	5	1
Technical Fall 15 pts (loser doesn't score)	5	0
Major Decision 8+ points (loser scores)	4	1
Major Decision 8+ points (loser doesn't score)	4	0
Decision 1 - 7 pts (loser scores)	3	1
Decision 1 - 7 pts (loser doesn't score)	3	0
Bye	0	0
Injury/Forfeit/Disqualification	6	0

3 matches