




Printing Instructions -Bookmarks:

1. Print this page on a thick (at least 80lb/120gr) A4 cardstock
2. Cut apart with scissors or paper trimmer
3. Punch a hole for ribbon - optional



Please note:

You can print my cards and printable gifts (envelopes, gift tags, bookmarks etc.) either at home or other print house for personal use only, but not for resale, license or other distribution. All Rights Reserved to Nili Binyaminy.

To read more about Terms of Use go to: <http://www.my-free-printable-cards.com/terms-of-use.html>

Printable Gift Tags Designed by Nili Binyaminy © My-Free-Printable-Cards.com All Rights reserved.