












To download a PDF copy of this schedule, scan this QR code or visit www.mta.maryland.gov/schedule/stops/marc-penn



WEEKDAY SCHEDULE

PENN LINE NORTHBOUND

Effective January 8, 2024

TRAIN NUMBER	554	400	502	404	408*	410	610	612	412	414	416	418	520	422	424	426	532*	430	428	634*	536	438*	440	642	544	446	448	548	452	
*Trains DO NOT stop at BWI Airport.			R			R		R		R	R		R		R	Q/R	Q	Q	Q/R	Q/R	Q	Q/R	Q/R	Q/R	Q/R	Q	Q/R			
	AM	AM	AM	AM	AM	AM	AM	AM	AM	AM	AM	AM	PM	PM	PM	PM	PM	PM	PM	PM	PM	PM	PM	PM	PM	PM	PM	PM	PM	
Washington 	DP	-	5:40	6:15	6:35	7:05	7:20	7:50	8:20	9:00	9:45	10:15	11:15	12:15	1:20	2:20	3:15	4:10	4:20	4:30	4:50	5:12	5:20	5:35	6:00	6:35	7:05	8:05	9:10	10:55
New Carrollton 	DP	-	5:52	6:27	6:47	-	7:32	-	8:32	9:12	9:57	10:27	11:27	12:27	1:32	2:32	3:27	4:22	4:32	4:42	R	-	5:32	5:47	6:12	6:47	7:17	8:17	9:22	11:07
Seabrook 	DP	-	5:56	6:31	-	-	7:36	-	8:36	9:16	R	10:31	11:31	12:31	1:36	2:36	3:31	-	-	4:46	-	-	-	5:51	6:16	6:51	7:21	8:21	9:26	11:11
Bowie State Univ. 	DP	-	6:02	6:37	-	-	7:42	8:06	8:42	9:22	R	10:37	11:37	12:37	1:42	2:42	3:37	-	-	4:53	5:07	-	-	5:58	6:23	6:57	7:27	8:27	9:32	11:17
Odenton 	DP	-	6:08	6:43	7:01	-	7:48	8:12	8:48	9:28	10:10	10:43	11:43	12:43	1:48	2:48	3:43	L4:38	-	L4:59	L5:15	-	L5:46	6:06	6:32	7:03	7:33	8:33	9:38	11:23
BWI Airport 	DP	-	6:15	6:50	-	-	7:55	8:21	8:55	L9:35	10:17	10:50	11:50	12:50	1:56	2:55	L3:52	-	L4:54	L5:07	-	L5:39	R	L6:15	6:42	7:10	7:41	8:42	9:45	11:30
Halethorpe 	DP	-	-	6:58	-	-	8:01	8:27	9:01	-	10:23	10:56	11:56	12:56	L2:02	3:01	L4:00	-	L5:00	-	R	-	L5:58	L6:21	6:48	7:16	7:47	8:48	9:51	L11:36
West Baltimore	DP	-	L6:29	L7:05	-	-	L8:07	L8:33	L9:06	-	L10:29	L11:02	L12:02	1:02	L2:08	L3:07	L4:07	-	L5:07	-	L5:31	-	L6:04	d6:28	L6:56	7:22	L7:53	L8:54	9:57	L11:42
Baltimore/Penn 	DP	5:25	6:43	7:20	7:26	7:46	8:21	L8:45	L9:19	L9:56	10:42	11:16	12:16	1:18	2:23	3:21	4:21	L5:01	5:17	5:27	L5:41	L5:56	6:19	6:41	L7:09	7:36	8:05	9:06	10:10	11:56
Martin Airport	DP	-	-	L7:31	-	-	-	9:16	9:40	-	-	-	-	L1:30	-	-	-	L5:14	-	R	6:02	d6:09	R	-	7:30	L7:48	-	-	L10:20	-
Edgewood 	DP	L5:51	-	L7:57	-	-	-	-	-	-	-	-	-	L1:47	-	-	-	L5:27	-	R	-	d6:22	R	-	-	L8:03	-	-	L10:37	-
Aberdeen 	DP	L5:59	-	L8:05	-	-	-	-	-	-	-	-	-	L1:55	-	-	-	L5:37	-	R	-	d6:32	R	-	-	L8:11	-	-	L10:45	-
Perryville 	AR	6:08	-	8:17	-	-	-	-	-	-	-	-	-	2:06	-	-	-	5:48	-	R	-	6:49	R	-	-	8:23	-	-	10:57	-

🚲 - All trains accommodate full size bicycles. Visit www.mta.maryland.gov/bike prior to your trip for important information and policies.

PENN LINE SOUTHBOUND

Train Number		401	403	505	407	613	511	409	413	415	517	419	421	423	525	427	429	431	433	435	537	439	641	443	445	447	449	579	451	453
		Q	Q/R	Q	Q/R	Q	Q/R	Q	Q/R	Q	Q/R	Q	Q/R	Q	Q/R	Q/R	R		R	R	R	R	R	R	R	R	R			
		AM	AM	AM	AM	AM	AM	AM	AM	AM	AM	AM	AM	AM	AM	AM	AM	AM	PM	PM	PM	PM	PM	PM	PM	PM	PM	PM	PM	PM
Perryville	DP	-	-	4:25	-	-	5:20	-	-	-	6:30	-	-	-	8:45	-	-	-	-	-	2:20	-	-	-	-	-	-	6:25	-	-
Aberdeen	DP	-	-	4:33	-	-	5:28	-	-	-	6:38	-	-	-	8:53	-	-	-	-	-	2:27	-	-	-	-	-	-	6:33	-	-
Edgewood	DP	-	-	4:43	-	-	5:39	-	-	-	6:48	-	-	-	9:02	-	-	-	-	-	2:36	-	-	-	-	-	-	6:43	-	-
Martin Airport	DP	-	-	4:55	-	5:30	5:55	-	-	-	7:00	-	-	-	9:15	-	-	-	-	-	2:47	-	3:40	-	-	-	-	L6:55	-	-
Baltimore/Penn	DP	4:05	4:40	5:10	5:45	5:46	6:15	6:30	6:45	7:00	7:20	7:45	8:15	8:55	9:30	10:25	11:35	12:35	1:35	2:45	3:05	3:45	4:13	4:52	5:30	6:00	6:40	7:08	7:35	9:35
West Baltimore	DP	4:14	4:49	5:18	5:53	-	6:23	-	6:53	7:08	7:28	7:53	8:23	9:03	9:37	10:32	11:42	12:42	1:42	2:52	-	3:52	R	-	5:36	-	R	-	-	9:42
Halethorpe	DP	4:21	4:56	5:25	5:59	-	R	6:41	7:00	7:15	7:35	8:00	8:30	9:10	9:43	10:38	11:48	12:48	1:48	2:58	-	3:58	R	-	5:41	-	R	-	-	9:48
BWI Airport	DP	4:28	5:03	5:32	6:05	-	6:34	6:48	7:07	7:22	7:42	8:07	8:37	9:17	9:50	10:45	11:55	12:55	1:55	3:05	3:19	4:05	4:28	5:06	5:46	6:14	6:54	-	7:49	9:55
Odenton	DP	4:34	5:09	5:39	6:12	-	6:41	6:55	7:14	7:29	7:49	8:14	8:44	9:24	9:57	10:52	12:02	1:02	2:02	3:12	R	4:12	4:35	5:13	5:53	-	7:01	-	7:56	10:02
Bowie State Univ.	DP	4:41	5:16	5:46	6:19	-	R	7:02	7:21	7:36	R	8:21	8:51	9:31	10:03	10:58	12:08	1:08	2:08	3:18	-	4:18	4:41	5:19	6:00	-	7:07	-	8:02	10:08
Seabrook	DP	4:47	5:22	-	6:25	-	R	7:08	7:27	7:42	R	8:27	8:57	L9:37	-	11:04	12:14	1:14	-	-	-	4:24	R	5:25	6:06	-	R	-	-	10:14
New Carrollton	DP	L4:53	L5:28	L5:56	L6:31	-	L6:52	L7:14	L7:33	L7:48	L8:00	L8:33	L9:03	L9:41	10:11	L11:08	L12:18	L1:18	L2:16	L3:26	L3:39	L4:28	L4:49	L5:29	L6:10	L6:30	L7:19	-	L8:10	10:18
Washington	AR	5:08	5:43	6:10	6:46	-	7:08	7:38	7:48	8:02	8:19	8:48	9:17	9:58	10:28	11:25	12:35	1:35	2:31	3:43	3:54	4:45	5:06	5:46	6:30	6:45	7:33	-	8:25	10:35

Tickets purchased on board at a station with a Ticket Vending Machine or ticket agent are subject to a \$5.00 penalty.

L - Train may leave 5 minutes early.

d - Train stops to discharge passengers only and may depart ahead of schedule. Passengers boarding at these stations should arrive at least 10 minutes early.

Q - Trains operate with a "Quiet Commute" car. No cell phones, electronic devices that make noise or loud conversations. We request a library-like atmosphere in the "Quiet Commute" car. This car is adjacent to the locomotive.

R - ONLY trains designated with an R at the top of the column will operate when limited service conditions or special circumstances warrant. On days of heavy snowfall or other severe weather, MARC will operate this special schedule. Additional stops marked with an R will be made when this schedule is in effect.

HOLIDAY SERVICE:

MARC Train will operate on the "R" schedule on January 15 (Martin Luther King Day) and February 19 (Presidents Day). MARC Train will operate a regular Sunday Penn Line schedule on March 31 (Easter Sunday).