

MSC

The Promenade at Sagemore

marlton, new jersey





The Promenade at Sagemore

marlton, new jersey

OVERVIEW

Situated in the heart of Southern New Jersey's densest and most affluent trade area, The Promenade at Sagemore is unequivocally **the premier and most desirable shopping destination within a 45-minute drive-time.**

...

With the **rare combination of local residential accessibility and regional draw**, coupled with substantial corporate daytime business in close proximity, the center's location pulls an incredibly diverse shopper--from daily needs visits and destination shopping, to power lunches and weekend dining.

...

A critical market strategy position for any high-end lifestyle tenant entering or expanding within the Philadelphia MSA, **the Marlton trade area serves the entirety of Southern New Jersey** while providing optimal spacing from other key lifestyle centers in the region.

...

Unique tenant mix of retail and restaurants that truly differentiates the shopping experience from other nearby centers and malls with more ubiquitous brands and tenants.

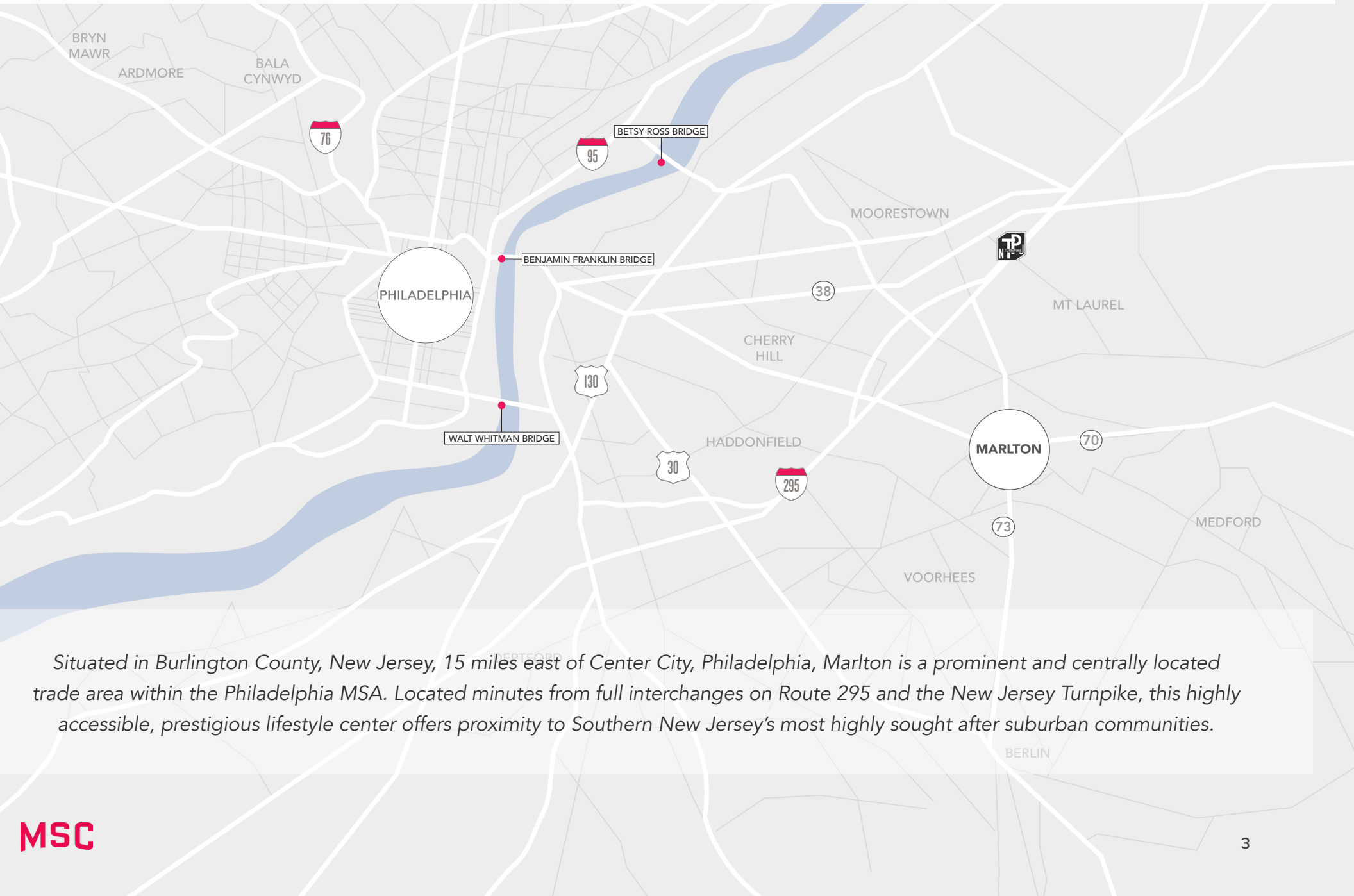
...

Meticulously manicured common areas and plentiful outdoor space creates **an optimal environment for an open-air, 'urban-like' shopping experience** in the suburbs.



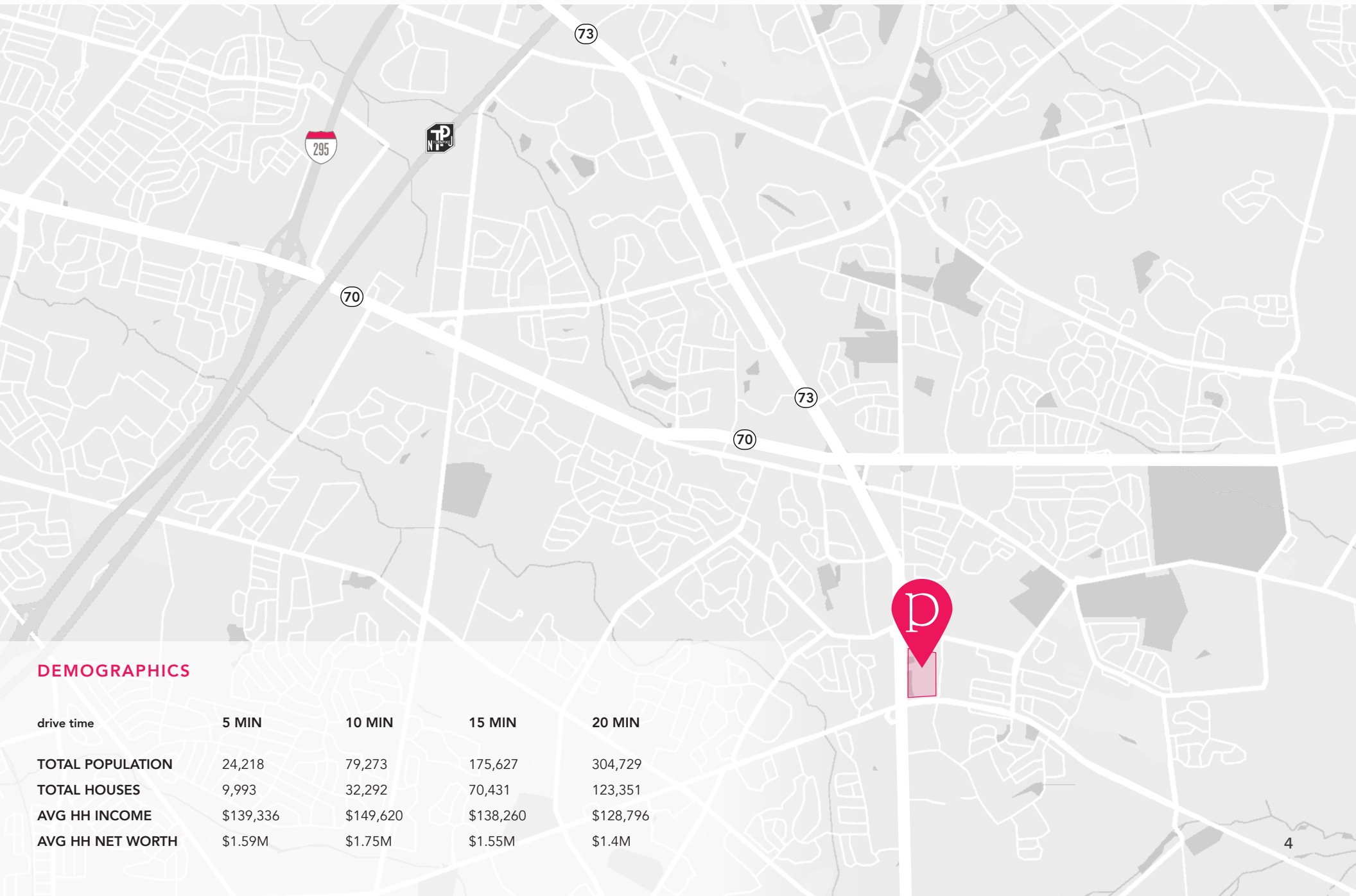
265,000 SF | 50 UNIQUE SHOPS | 1 PRESTIGIOUS LOCATION

MARLTON OVERVIEW



Situated in Burlington County, New Jersey, 15 miles east of Center City, Philadelphia, Marlon is a prominent and centrally located trade area within the Philadelphia MSA. Located minutes from full interchanges on Route 295 and the New Jersey Turnpike, this highly accessible, prestigious lifestyle center offers proximity to Southern New Jersey's most highly sought after suburban communities.

AREA MAP AND DEMOGRAPHICS

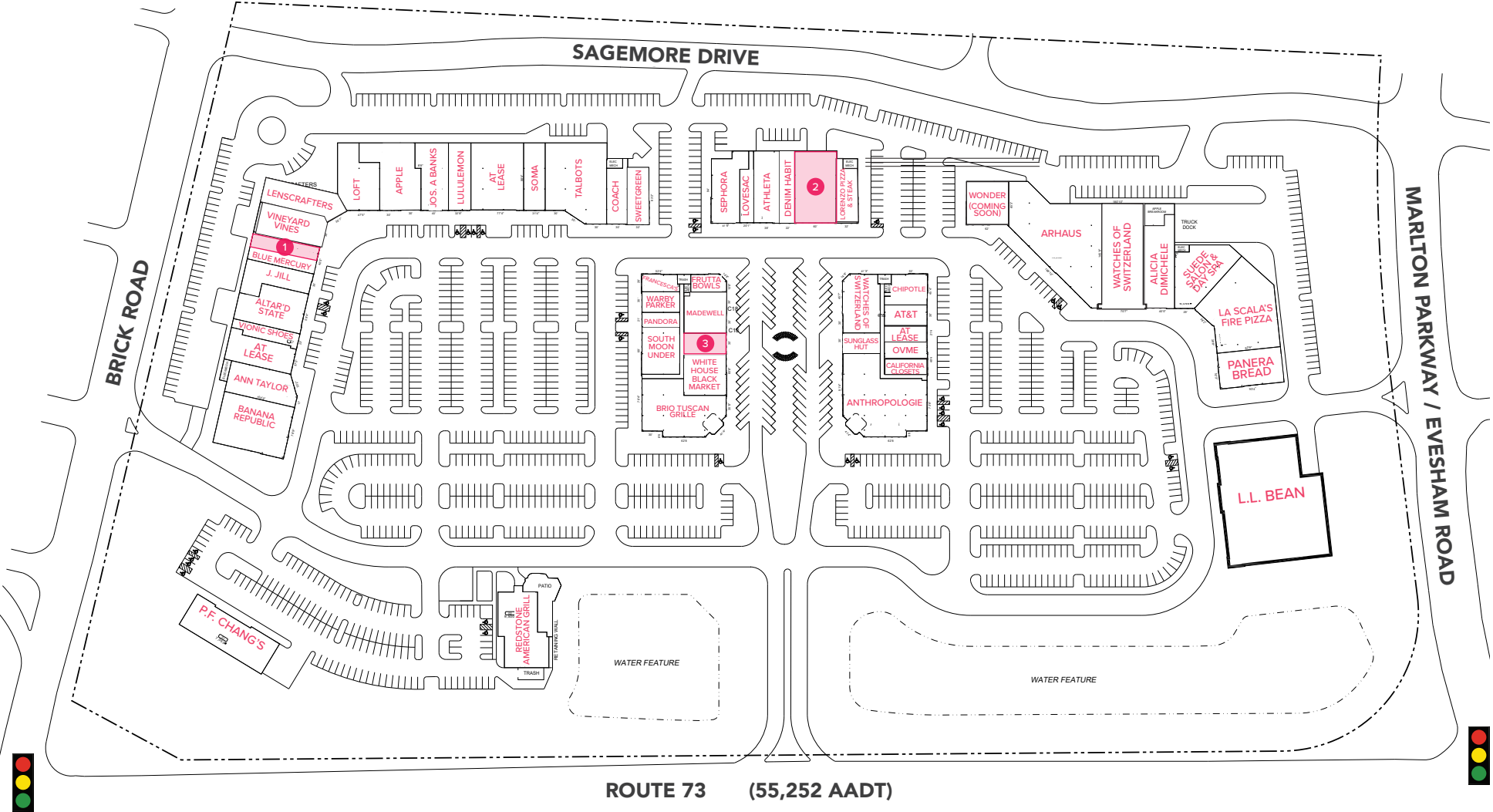


DEMOGRAPHICS

drive time	5 MIN	10 MIN	15 MIN	20 MIN
TOTAL POPULATION	24,218	79,273	175,627	304,729
TOTAL HOUSES	9,993	32,292	70,431	123,351
AVG HH INCOME	\$139,336	\$149,620	\$138,260	\$128,796
AVG HH NET WORTH	\$1.59M	\$1.75M	\$1.55M	\$1.4M

LEASING PLAN

- 1 A11: 2,000 SF 2 B5: 6,290 SF 3 C16: 1,845 SF



NOTABLE TENANTS



The Promenade at Sagemore

MSC



DOUGLAS GREEN
dgreen@hellomsc.com
215.883.7400

BRITTANY GOLDBERG
bgoldberg@hellomsc.com
215.883.7405

PHL | LA | NYC
WWW.HELLOMSC.COM

in @hellomsc_
@hellomsc_