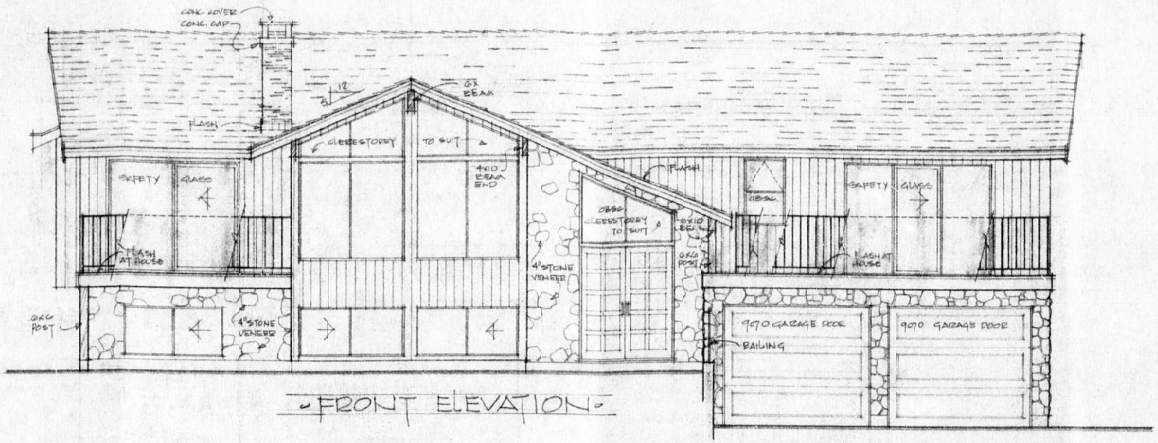

- FRONT ELEVATION -

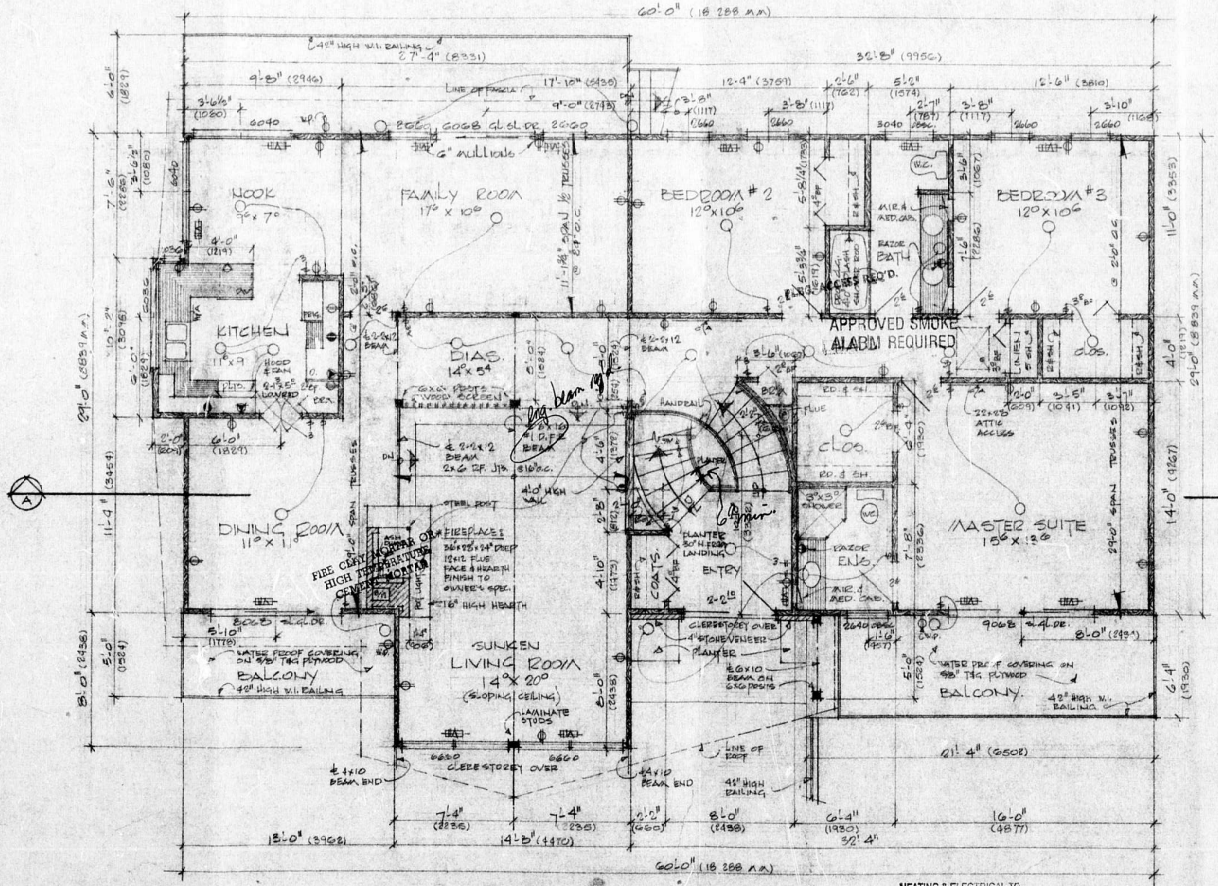

- MAIN FLOOR PLAN -

CORPORATION OF DELTA
INSPECTION DEPARTMENT
APPROVED
DIRECTOR OF INSPECTOR SERVICES
DATE FEB 1 1980 CHECKED 14892

IMPORTANT
THIS APPROVED PLAN MUST BE ON SITE AT TIME OF INSPECTION.

WINDOW DIMENSIONS ARE IN FEET & INCHES. I.E. 3 6030 = 6'-0" WIDE x 3'-0" HIGH.

METRIC DIMENSIONS ARE DIRECT CONVERSIONS AND ROUNDED OFF TO THE CLOSEST MILLIMETER - MINOR DISCREPANCIES BETWEEN THE TOTAL OF INNER DIMENSIONS AND OVERALL DIMENSIONS MAY RESULT.

DELTA CONSTRUCTION LTD.
BUILDER COVERED BY N.H.W.P.P. PLAN No. 3-8-237-77

1870 SQ. FT. (173.75 m²)

This drawing is the exclusive property of JENISH HOUSE DESIGN LIMITED and may not be reproduced or used in any form without written permission from same.

11492 COMMONWEALTH CR.

DRAWN: A.B. GOETZEN / R.D.I.	DATE: AUG., 1977
SCALE: 1/4" = 1'-0"	SHEET: 1 of 3
REFERENCE:	PLAN No.: 3-8-237-77

JENISH HOUSE DESIGN LIMITED
304 Columbia Street
New Westminster, B.C.
Telephone: 526-2315
HOUSE DESIGNS FOR TODAY AND TOMORROW LIVING

JENISH HOUSE DESIGN LIMITED
314 Columbia Street
New Westminster, B.C.
Telephone: 526-2919
HOUSE DESIGNS FOR TODAY AND TOMORROW LIVING

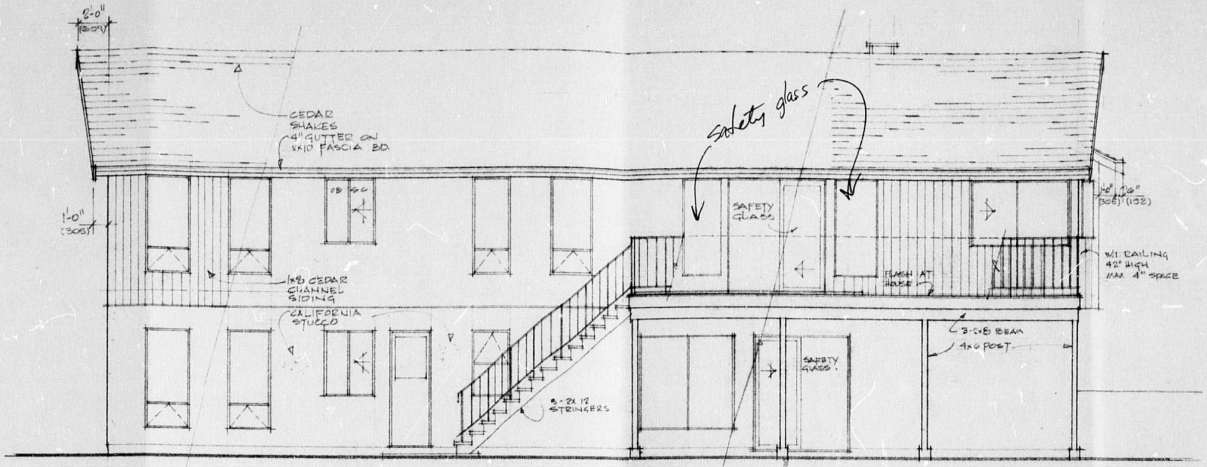

REAR ELEVATION.

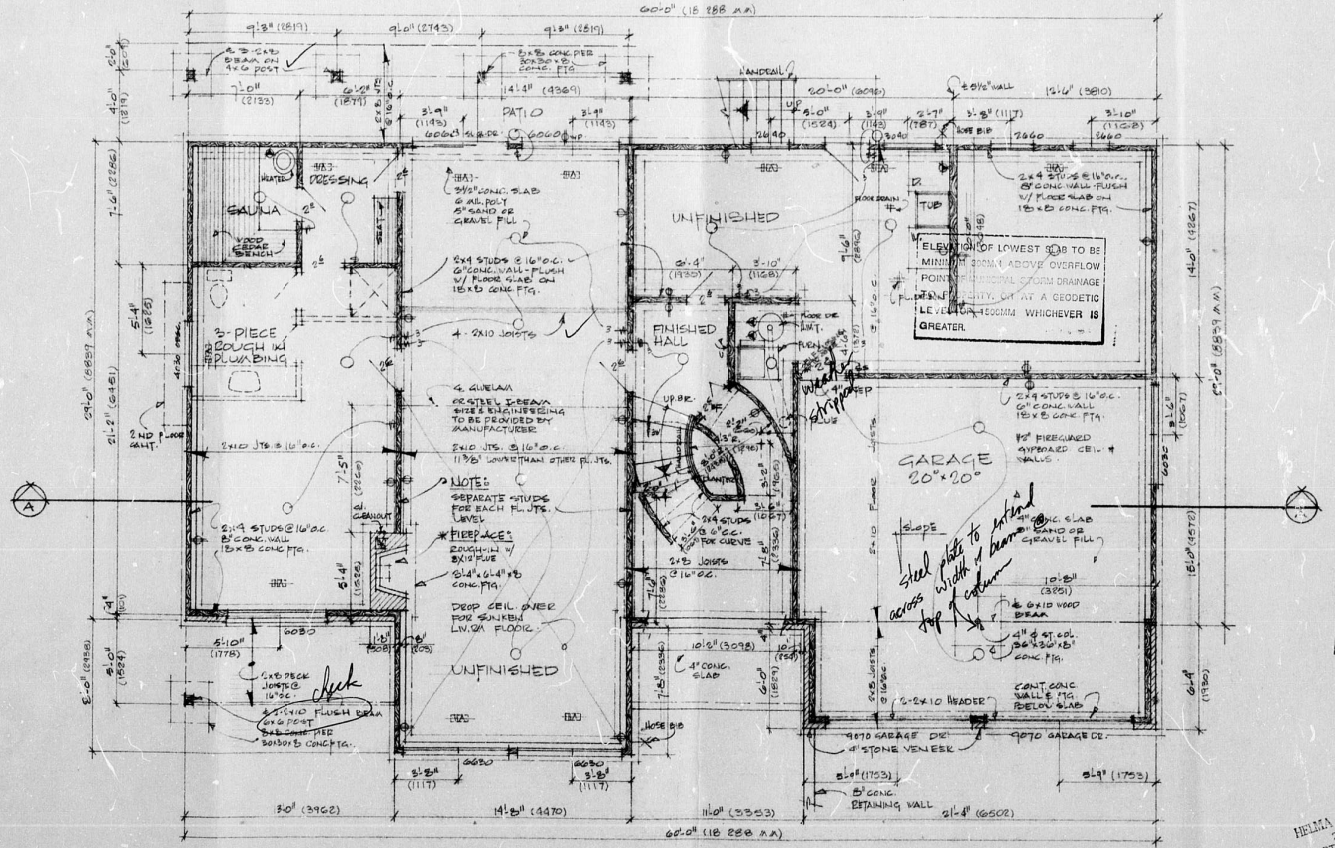

BASEMENT & FOUNDATION PLAN.

CORPORATION OF DELTA
INSPECTION DEPARTMENT
APPROVED
DIRECTOR OF INSPECTION SERVICES
FEB 1 1980
PERMIT 14897

HELMA CONSTRUCTION LTD.
23 CRAWFORD BAY
PORT MOODY, B.C. V3H 3N3

This drawing is the exclusive property of JENISH HOUSE DESIGN LIMITED and may not be reproduced or used in any form without written permission from same.

DRAWN: R.D. JENISH	DATE: AUG. 1977
SCALE: 1/4"=1'-0"	SHEET: 2 OF 3
REFERENCE:	PLAN No.: 3-3-237-77

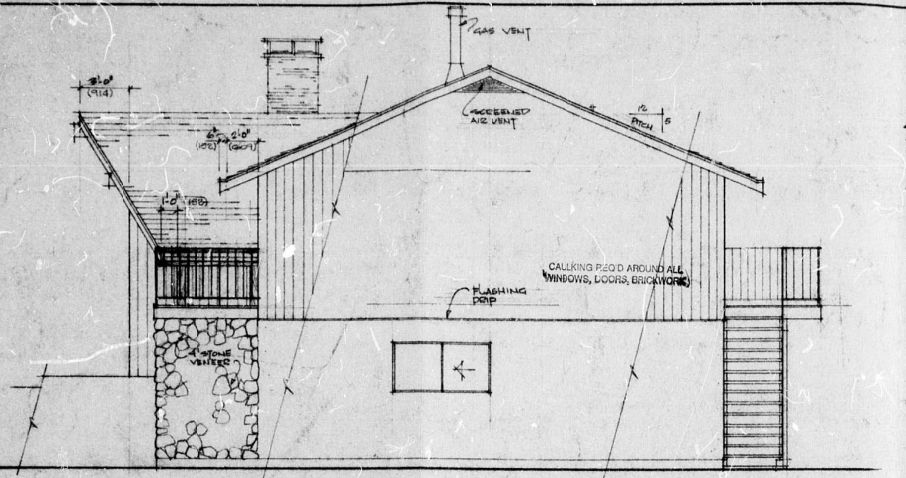

• RIGHT ELEVATION •

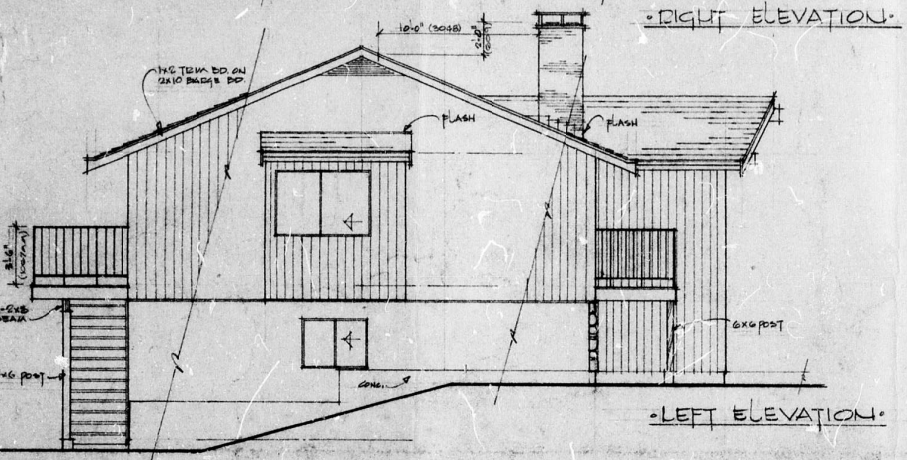

• LEFT ELEVATION •

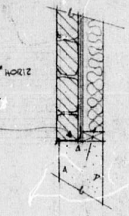

• STONE VENEER DETAIL •

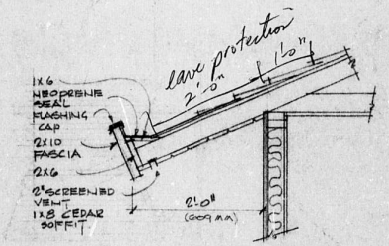

• ROOF GUTTER DETAIL •

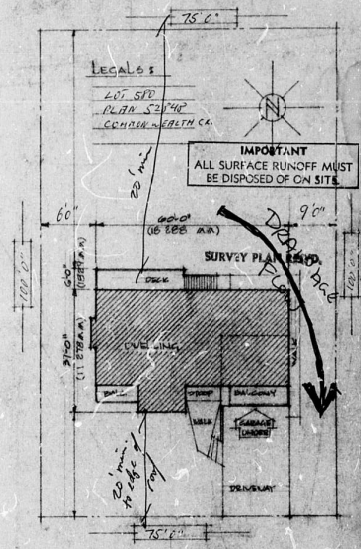

• SITE PLAN •
1" = 20'-0"

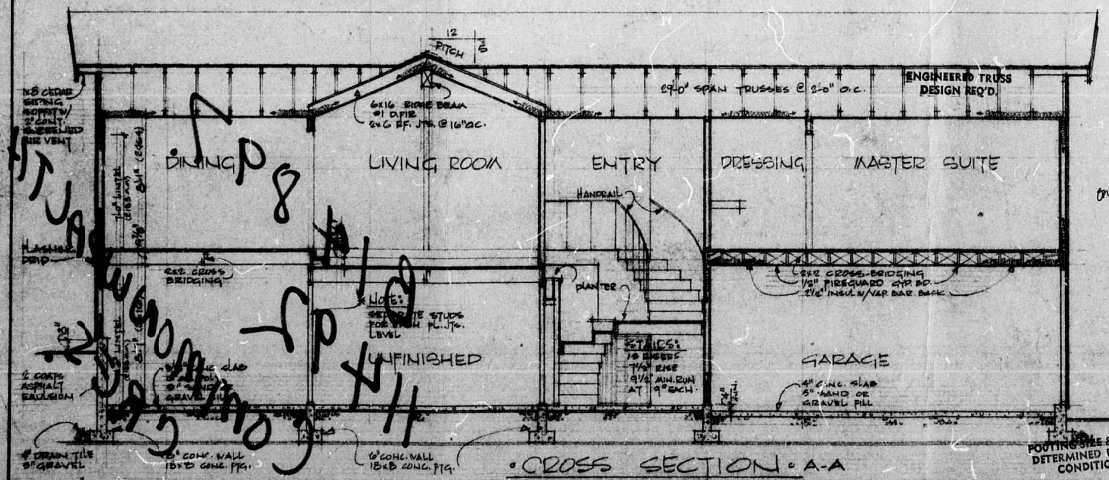

• CROSS SECTION • A-A

SPEC'S:

ROOF: 5/12 PITCH
CEDAR SHAKES
1x4 SPACED STRAPPING
29'-0" SPAN TRUSSES @ 2'-0" O.C.
sloping ceiling { 6"x6 ROOF JOISTS @ 16" OC.
8 3/4" INSUL. W/VAP. BAR BACK
1x8 CEDAR SOFF.

CEILING:
TRUSSES, 3'-0" O.C.
3 1/2" INSUL. W/VAP. BAR. BACK
1/2" GYP. BD.

MAIN FLOORS:
FINISHED FLOORING
5/8" T&G PLYWOOD
2x10 FL. JOISTS @ 16" O.C.
2x2 CROSS-BRIDGING

INTERIOR WALLS:
1/2" GYP. BD.
2x4 STUDS @ 16" O.C.

EXTERIOR WALLS:
1x8 CEDAR CHANNEL SIDING on 1/2" ply or blocking @ 2'0" c
OR
CALIFORNIA STUCCO on wire mesh
15# BUILDING PAPER
5/16" PLYWOOD
2x4 STUDS @ 16" O.C.
1/2" GYP. BD.
insulation and vapour barrier

NOTES:

* CONTRACTOR OR BUILDER TO CHECK & VARIFY ALL DIMENSIONS BEFORE STARTING CONSTRUCTION.
* ALL WORK TO CONFORM WITH LOCAL BYLAWS AND CODES.
* CONCRETE FOUNDATIONS TO SOLID BEARING AND PAST FROST LINE.
* FOOTINGS, TO BE USED IF REQ'D BY LOCAL SOIL CONDITIONS AND MUNICIPAL AUTHORITIES.
* WOOD IN CONTACT WITH CONC. TO BE DAMP-PROOFED WITH 45# FELT & ANCHORED.
* ALL LINTELS TO BE 2-2x10 UNLESS NOTED.
* JOISTS TO BE DOUBLED UNDER ALL PARALLEL PARTITIONS.
* JOISTS TO BE PLACED TO ACCOMMODATE PLUMBING AND HEATING.
* EXTERIORS DOORS TO BE WEATHER-PROOFED.
* HEATING TO BE GAS FIRED, FORCED AIR.
* CONC. STRENGTH TO BE 2,500 PSI. AT 28 DAYS.
* FIREPLACE DAMPERS TO BE REAR HINGED.

* OWNER TO SUPPLY ALL MISSING DIMENSIONS ON SITE PLAN, LEGAL DESCRIPTION, ELEVATIONS OF LOT, NORTH ARROW, NAME OF STREET AND LOCATION OF SERVICES.
* ALL ASSESSMENTS ON SITE PLAN TO BE GOVERNED & APPROVED BY MUNICIPAL AUTHORITIES BEFORE STARTING CONSTRUCTION.

CORPORATION OF DELTA
INSPECTION DEPARTMENT
APPROVED
DIRECTOR OF INSPECTION SERVICES
DATE: FEB 1 1977

This drawing is the exclusive property of JENISH HOUSE DESIGN LIMITED and may not be reproduced or used in any form without written permission from same.

DRAWN: D.D. JENISH
SCALE: 1/4"=1'-0"
REFERENCE:
DATE: JAN 1977
SHEET: 5 of 5
PLAN NO.: 8-3-237-77

Columbia Street
New Westminster, B.C.
Phone: 526-2919
HOUSE DESIGNS FOR TODAY AND TOMORROW LIVING

JENISH HOUSE DESIGN LIMITED

11492 Commonwealth Cr.

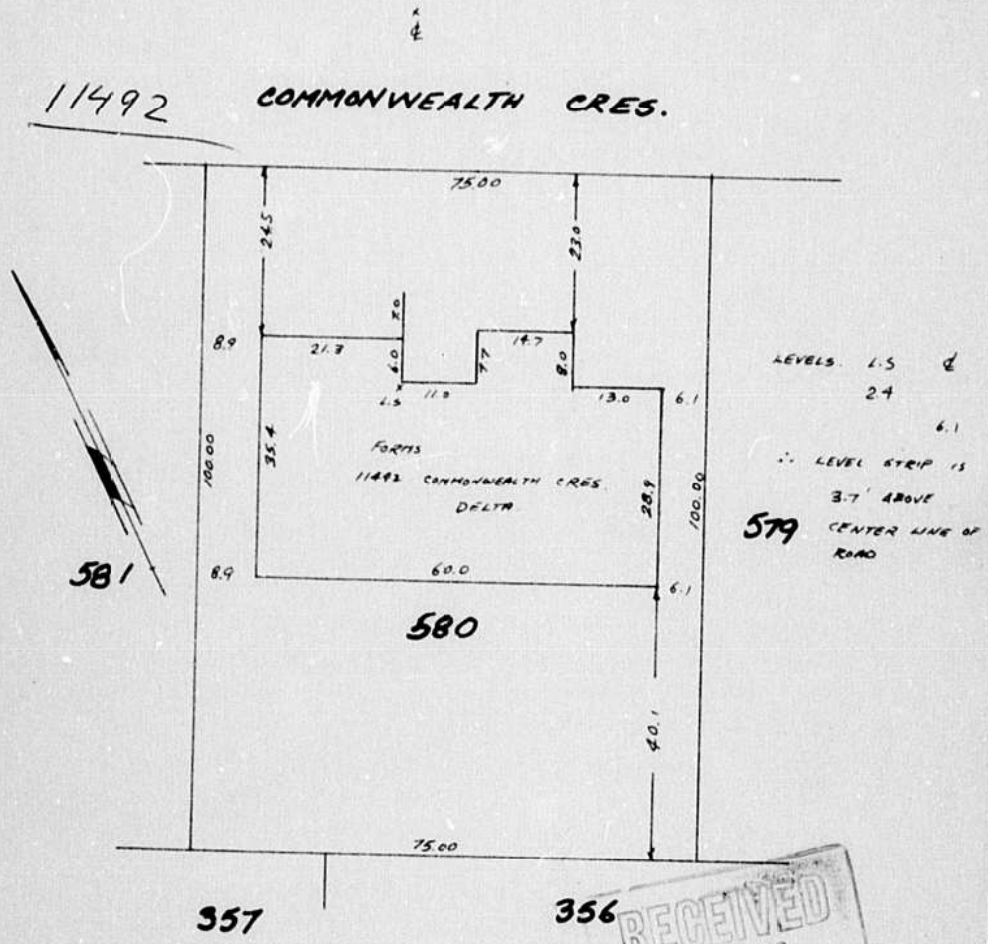

F'd'

RECEIVED
FEB 6 1980
DEPARTMENT

DAVID LYON & ASSOCIATES
British Columbia Land Surveyors
204B - 10240 - 152nd Street
Surrey, B.C. V3R 6N7
Tel. 588-0481

Certified Correct

David Lyon

B.C.L.S.

HELMA CONSTRUCTION.

THIS PLAN TO BE USED FOR MUNICIPAL AND/OR MORTGAGE PURPOSES ONLY AND IS NOT TO BE USED FOR THE LOCATION OF PROPERTY LINES

SCALE	1" = 20'
DATE	FEB 5/80
OUR FILE	5797
YOUR FILE	
CHK.	DRWN. BC

PLAN SHOWING LOCATION OF IMPROVEMENTS ON

LOT 580 OF SECTION 13, TOWNSHIP 4, PLAN 52848. N.W.D.

BCIL 6897A DLLA

B14897

Inc. rec'd. Feb. 7/80

FEB 27 1980 P 10376 Marsher Mechanical 15 fixtures

June 11/80 Occupancy

Free standing metal fireplace to be added to family room.
Contractor reported in hall June 23/80.

The Corporation of Delta
DEPARTMENT OF INSPECTION SERVICES

MUNICIPAL HALL
4450 CLARENCE TAYLOR CRES.
DELTA, B.C. V4K 3E2

OCCUPANCY PERMIT

ISSUED PURSUANT TO SECTION 16 OF BY-LAW No. 2752

PERMIT HOLDER

Helma Construction LTd. [redacted]

ADDRESS OF BUILDING: 11492 Commonwealth Crescent
LEGAL DESCRIPTION: Lot 580, NW 1/4, Sec. 13, Twp. 4, Plan 52848
APPROVED OCCUPANCY: single family dwelling

The building constructed under authority of Building Permit No. B 14897 may now be occupied.

This certificate must be affixed to a conspicuous and permanent place in the said building and shall not be removed.

DIRECTOR OF INSPECTION SERVICES

PER D.G.

DATE June 11/80

WHITE-INSP. DEPT PINK-PERMIT HOLDER YELLOW-PLANNING DEPT.
BLUE-ENGINEERING DEPT. BUFF-SITE COPY

CIVIC ADDRESS 11492 Commonwealth Cr

DATE FEB 1 1980 B 14897

LOT	BLK.	D.L.		SEC.	TWP.	PLAN
580			NW	13	4	52848

ZONING	USE
D 133 302 04 0 RS1	SINGLE FAMILY DWELLING + DOUBLE GARAGE

LOT SIZE	SIZE OF BUILDING	BLDG	FRONT	SIDE	SIDE	REAR
75 x 100	1870 sq		23'	R 8.9'	L 6.4'	40.1'

OWNER

ARCHITECT/ENGINEER

CONTRACTOR

[redacted]

SPECIAL DETAILS

inc. rec'd. Feb. 7/80

INSPECTION NOTES

FEB - 7 1980 forms O.K. W.N.

MAR 1 8 1980 frame OK [illegible]

MAR 1 9 1980 insul OK [illegible]

JUN 1 1 1980 final (Plbg approved) OK [illegible] Changing plan at Hall to show metal Fireplace

THE CORPORATION OF DELTA
INSPECTION DEPARTMENT

APPROVED
CORPORATION OF DELTA

CREDIT A/C NO-01-15174

PERMIT TO CONSTRUCT, EXTEND, ALTER, RENEW OR REPAIR A PLUMBING SYSTEM OR TO CONNECT TO A SEWER.

PERMIT NUMBER P10376

CIVIC ADDRESS 11492 Commonwealth Cr DATE February 27 1980

LOT	BLK.	D.L.		SEC.	TWP-GP	PLAN
580			NW	13	4	52848

ROLL NUMBER 133 302 04 0

USE OF BUILDING SB

OWNER [redacted]

ADDRESS [redacted]

PH [redacted]

PERSON DOING WORK Fisher Mechanical Ltd

PHONE

DESCRIPTION OF WORK

STOREY	WATER CLOSETS	WASH BASINS	BATH TUBS	SINKS	WASH TUBS	SHOWERS	AUTOMATIC WASHERS	D. WASHERS	W. HEATER	OTHER
BASEMENT	1	1		1		1		1	1	
MAIN	2	3	1	1						
2										
3										

APVD.	FND. DRAINS	ROUGH PLBG.	STORM SEWER	SAN. SEWER	FINAL PLBG.	FINAL DRAINAGE
INSP.	DT		JB	JB	JB	JB
DATE	11/2/80	Nov. 12/80	4/2/80	4/2/80	29/5/80	29/5/80

ID 8

MAR - 4 1980 rough
PVW ✓
+ W/Lines update

MAR 17 1980 rough ✓ & Shower pair ✓

MAY 29 1980 final ✓ JB

CIVIC ADDRESS 11492 Commonwealth Cr FEB 1 [illegible] BUILDING PERMIT NO. B 14897

DRAIN TILE ☐ SUMP ☐ OUTFALL ☐

FEB -4 1980 San ✓
Storm ✓ JB

FEB 11 1980 DT
W/S (Poly). ✓ JB

7-4 Drain

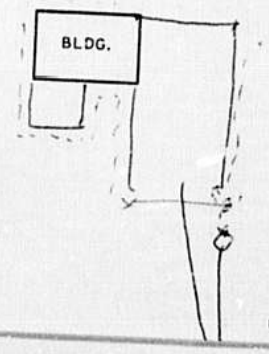

ID 4

CIVIC ADDRESS 11492 Commonwealth Cr			DATE Feb. 1/80				PERMIT NUMBER B 14897
LOT 580	BLK.	D.L.	1/4 NW	SEC. 13	TWP-GP		PLAN 52845
ROLL NUMBER D 133 302 04 0		ZONING RS1					
OWNER [redacted]							
ARCHITECT/ENGINEER							
CONTRACTOR							
SPECIAL DETAILS							
CLASS OF OCCUPANCY	NO. STORIES 1B 2G	USE SINGLE FAMILY DWELLING + DOUBLE GARAGE					
LOT SIZE 75' x 100;		SIZE OF BUILDING 1870 sq ft	FRONT ▶ 20 min	SIDE L 6'	SIDE R 9'	REAR 20' min	
ESTIMATED VALUE OF ERECTION, ALTERATION, REPAIR OR DEMOLITION OF BUILDING OR STRUCTURE			$ VALUE 75,310	$ FEE 303.00		$ CHECKED FN	

It is understood that this Permit will be subject to full compliance with the Corporation's Building Bylaw and all other Bylaws and statutory requirements of the Corporation; and it is the duty of the applicant to make enquiries as to such matters before commencing the works.

In consideration of the granting of this Permit, I hereby agree to indemnify and release the Corporation of Delta against all claims, actions, judgements, costs and expenses of whatsoever kind, which may in any way accrue against the said Corporation in consequence of, and incidental to, the granting of this Permit, if issued. I further agree to pay the cost of repairing any damage to public works by reason of the building operations in respect of which this Permit is applied for.

[redacted]

PLANS APPROVED AND PERMIT ISSUED
BY DIRECTOR OF INSPECTION SERVICES

G.S

SIGNATURE OF APPLICANT WITNESSED

THE CORPORATION OF DELTA
INSPECTION DEPARTMENT

INSPECTION
CREDIT A/C NO-01-15174

W2[illegible]3823 B00076.00 GEN

PERMIT TO CONSTRUCT, EXTEND, ALTER, RENEW OR REPAIR A PLUMBING SYSTEM OR TO CONNECT TO A SEWER.

CIVIC ADDRESS 11492 Commonwealth Cr

DATE February 27 1980

PERMIT NUMBER P10376

LOT	BLK.	D.L.		SEC.	TWP-GP	PLAN
580			NW	13	4	52848

ROLL NUMBER 133 302 04 0

USE OF BUILDING SB

OWNER [redacted]

ADDRESS [redacted]

PERSON DOING WORK Marsher Mechanical Ltd [redacted]

PHONE

DESCRIPTION OF WORK

STOREY	WATER CLOSETS	WASH BASINS	BATH TUBS	SINKS	WASH TUBS	SHOWERS	AUTOMATIC WASHERS	D. WASHERS	W. HEATER	OTHER
BASEMENT	1	1		1	1	1			1	
MAIN	2	2	1	1		1		1		
2										
3										

It is understood that this Permit will be subject to full compliance with the Corporation's Plumbing Bylaw and all other Bylaws and statutory requirements of the Corporation; and it is the duty of the applicant to make enquiries as to such matters before commencing the works.

In consideration of the granting of this Permit, I hereby agree to indemnify and release the Corporation of Delta against all claims, liabilities, judgments, costs and expenses of whatsoever kind, which may in any way accrue against the said Corporation in consequence of, and incidental to, the granting of this Permit, if issued.

PERMIT ISSUED BY DIRECTOR OF INSPECTION SERVICES:

PERMIT FEE $ 76.00

phoned
SIGNATURE OF APPLICANT

PER FW

ID 8

CITY OF DELTA
4500 Clarence Taylor Crescent
Delta BC V4K 3E2
Tel: 604-946-3380
Fax: 604-946-4148

OCCUPANCY PERMIT

ADDRESS: 11492 Commonwealth Cres
BUILDING PERMIT NO: BP017303
DATE: June 14, 2021

As authorized in SECTION 16 of the DELTA BUILDING/PLUMBING BYLAW NO. 6060, 2002, the building located at

11492 Commonwealth Cres

is hereby approved for
Group C occupancy

NOTICE: Delta Building/Plumbing Bylaw No. 6060, 2002 does not cover electrical or gas requirements. Persons wishing to occupy the aforesaid building/structure should confirm electrical and gas requirements have been met prior to occupancy.

Delta

BUILDING PERMIT

Permit #: **BP017303**

Date Printed: Apr 12, 2021

Permit Type: **RESIDENTIAL - NORTH**
Description: To construct inground pool

Address: **11492 COMMONWEALTH CRES**
Legal: LT 580 SEC 13 TWP 4 NWD PL 52848

Zone: RS1
P.I.D. 005-112-354

Owner: [redacted]
Address: 11492 COMMONWEALTH CRES DELTA BC V4E 2N1

Phone [redacted]

Applicant: [redacted]
Address: HOUSE 11492 COMMONWEALTH CRES DELTA BC V4E 2N1

Phone [redacted]

Building Information:

Special Conditions:

* This building permit is issued subject to compliance with approved plans and current BC Building Code.
* I have been advised of the possibility that there are private covenants that may prohibit or restrict the ability to construct on the lands and have been advised to obtain a title search to determine whether any such covenant exists. The City of Delta makes no representation regarding whether such covenants exist, or whether the activity authorized by this Permit complies with any such covenant or whether such covenant allows the activity authorized by this permit to take place.
* Pre- Engineered truss & beam specifications required for frame inspection
* Excavated material from building foundation must not interfere with approved lot grading plans.
* This permit expires if the work is not started within 6 months, or 6 months or more time has elapsed since obtaining the most recent acceptance by the Building Official of any inspection listed in Section 15.4 of the Delta Building/Plumbing Bylaw No. 6060, 2002, or not completed within 24 months of the issued date.
* Please schedule your inspection online by using eInspections at www.delta.ca/inspect Or using myCity at www.delta.ca/mycity

* The permit holder shall be in compliance with the approved Lot Grading plan as approved and issued under this building permit subject to full compliance with the current Delta Building/Plumbing Bylaw No.6060, 2002, Section 7.1.4.9 and 7.1.7.

* Occupational Health & Safety Regulations - Owner/Builder to provide a portable washroom and handwashing facility on-site or make other reasonable arrangements to accommodate workers.
* An occupancy permit is required prior to any occupancy of this building or portion thereof.
* Schedule C-B for structural required prior to final inspection.
* Please post yellow permit card so it is visible from the street.
* A fee will be charged for each plan revision.
* Approved plans and this permit must be on site at the time of inspection.
* A plumbing permit is required before plumbing inspections can be scheduled. Tubs/showers must be approved before Frame inspection. Final plumbing must be approved before Final building inspection.
* Refer to the attached fence, pool & plumbing requirements. Inspection is required prior to filling pool with water.
* One additional inspection for each required inspection will be allowed at no additional cost, after which a reinspection fee will be charged for each additional inspection. Reinpsection fees are required to be paid prior to any further inspections.
* Protective fencing must remain in place as per the approved arborist report.

Delta

Permit #: **BP017303**

Date Printed: Apr 12, 2021

* the construction and installation of the Works shall be completed within one (1) year after the date of the Development Agreement or prior to the occupancy of any building on the Lands, whichever event occurs first

I am aware that neither the issuance of this permit nor the acceptance or review of plans, drawings, or specification or supporting documents, nor any inspections made by or on behalf of The Corporation of Delta, shall in any way relieve the owner, or his or her representatives, from full and sole responsibility to perform the work in strict accordance with the current Building/Plumbing Code, Highways Bylaw and all other codes, bylaws, standards and applicable enactments as they pertain to this permit.

Date: April 12 2021 **Applicant:** [redacted]

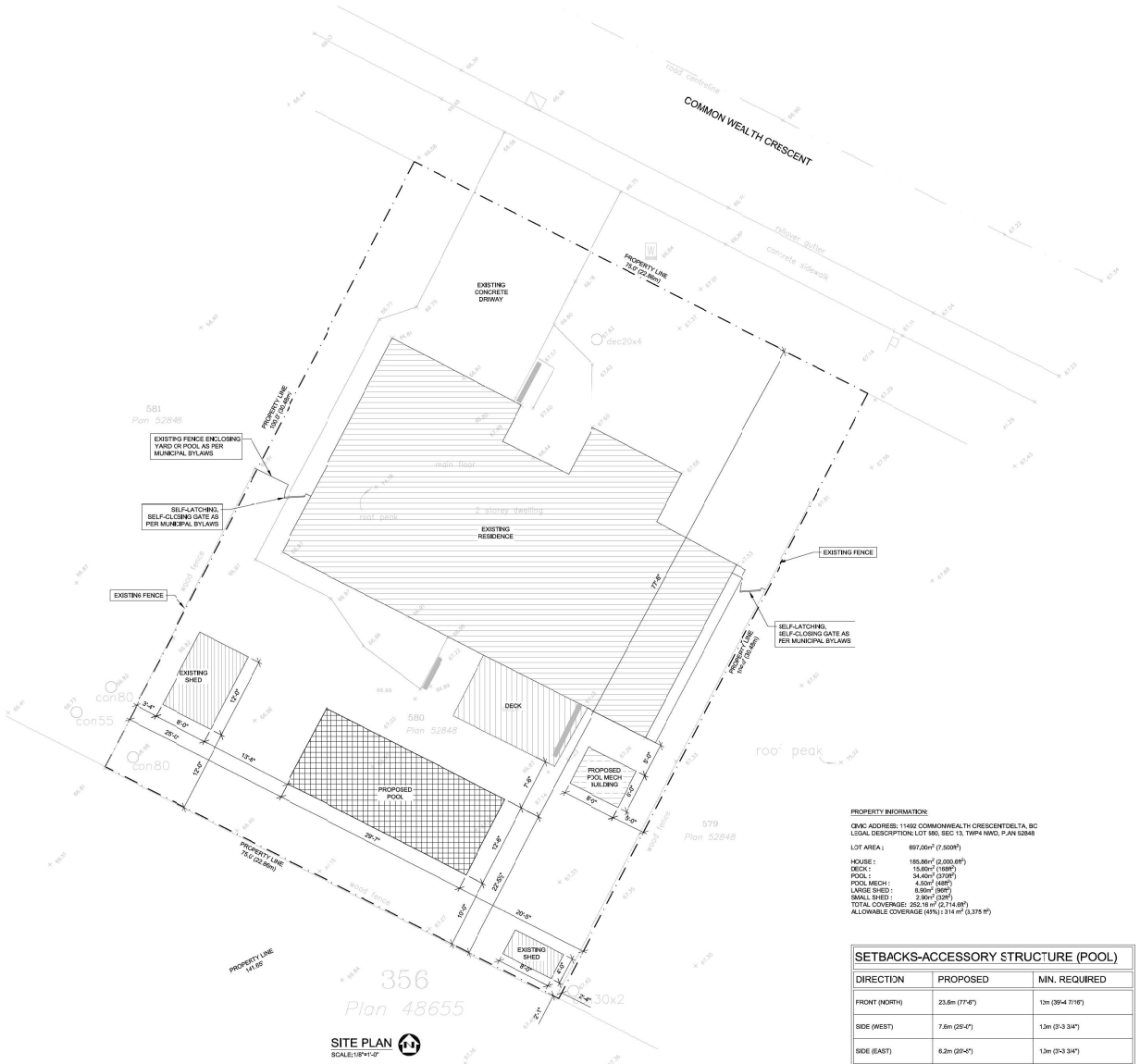

PROPERTY INFORMATION:

CIVIC ADDRESS: 11492 COMMONWEALTH CRESCENTDELTA, BC
LEGAL DESCRIPTION: LOT 580, SEC 13, TWP4 NWD, P.AN 52848

LOT AREA : 697.00m² (7,500ft²)

HOUSE : 185.86m² (2,000.6ft²)
DECK : 15.60m² (168ft²)
POOL : 34.40m² (370ft²)
POOL MECH : 4.50m² (48ft²)
LARGE SHED : 8.90m² (96ft²)
SMALL SHED : 2.90m² (32ft²)
TOTAL COVERAGE: 252.16 m² (2,714.8ft²)
ALLOWABLE COVERAGE (45%) : 314 m² (3,375 ft²)

SETBACKS-ACCESSORY STRUCTURE (POOL)		
DIRECTION	PROPOSED	MIN. REQUIRED
FRONT (NORTH)	23.6m (77'-6")	12m (39'-4 7/16")
SIDE (WEST)	7.6m (25'-0")	1.2m (3'-3 3/4")
SIDE (EAST)	6.2m (20'-5")	1.2m (3'-3 3/4")
REAR (SOUTH)	3.0m (10'-0")	1.2m (3'-3 3/4")

ISSUE/REVISIONS

NO	YY/MM/DD	DRN BY	DESCRIPTION
3	2021/02/17	PD	ISSUED FOR PERMIT/CONSTRUCTION
2	2021/02/16	PD	ISSUED FOR MUNICIPAL REVIEW
1	2021/02/15	PD	-

ALL DRAWINGS ARE ONLY TO BE USED FOR THE PURPOSE INDICATED IN THE REVISION BLOCK

SEAL:

PROFESSIONAL ENGINEER PROVINCE OF M. J. LEARN # 42075 BRITISH ENGINEER

2021-02-17

OMEGA & ASSOCIATES
A DIVISION OF ecora
OMEGA ENGINEERING
679 LAWRENCE AVE, KELOWNA, BC P:250.448.0673
201284 MARKET, PENTICTON, BC P:250.492.0673
5986 YOUNG ROAD CHILLIWACK, BC P:604-7586652
2171B128 52nd AVE, SURREY, BC P:604-2764660
OQM CERTIFIED

CLIENT: [redacted]

PROJECT NAME:

PROPOSED POOL

11492 COMMONWEALTH CRES, DELTA, BC

DRAWING TITLE:

SITE PLAN

DESIGNBY:	ML
DRAWNBY:	PD
CHECKED BY:	PM
PROJECT No.:	20-363
DRAWING No.:	S001
SHEET	01 OF 04
ISSUE/REV.	0

KELOWNA - PENTICTON - VERNON - VANCOUVER - SURREY - CHILLIWACK - PRINCE GEORGE - PRINCE RUPERT - FORT ST. JOHN

ISSUED FOR PERMIT/CONST.

FILE LOCATION: Z:\Active Omega\Commercial\2020\2020-363\S001\Drawings\Elevations\2020-363-S001.DWG PRINTED ON: 2/16/2021 11:58 AM

Copyright Reserved. This plan and design are, and at all times remain the exclusive property of Omega & Associates Engineering ltd. Contractors shall verify and be responsible for all dimensions and conditions on the job and this office shall be informed of any variations from the dimensions and conditions shown on the drawings. Unauthorized reproduction is strictly prohibited.

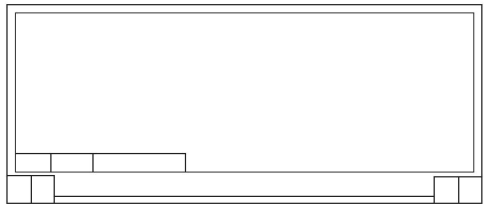

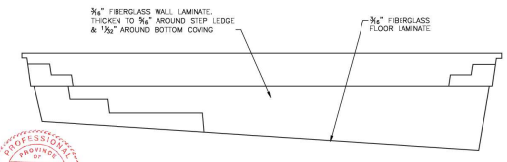

PROFESSIONAL ENGINEER PROVINCE OF BRITISH COLUMBIA M. J. LEARN # 42079
2021-02-17

REFLECTION

MODEL	LENGTH	WIDTH	MIN DEPTH	MAX DEPTH	PERIMETER
23	23'-0"	12'-6"	4'-1"	5'-5"	71'-0"
26	26'-3"	12'-6"	4'-1"	5'-8"	77'-6"
30	29'-7"	12'-6"	4'-1"	5'-10"	84'-2"
33	32'-11"	12'-6"	4'-1"	6'-1"	90'-10"

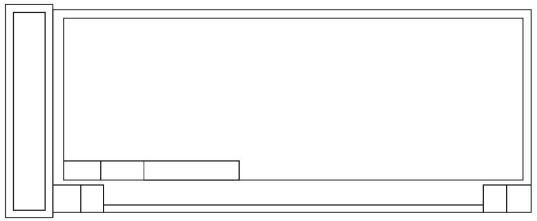

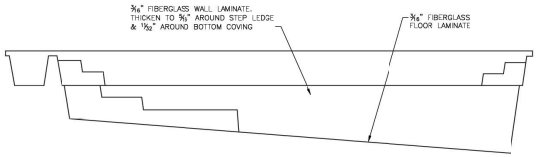

REFLECTION PLUS COVER BOX

MODEL	LENGTH	WIDTH	MIN DEPTH	MAX DEPTH	PERIMETER	COVER LENGTH	COVER WIDTH	COVER DEPTH
23	26'-0"	12'-6"	4'-1"	5'-5"	77'-8"	1'-10"	13'-4"	2'-4"
26	29'-3"	12'-6"	4'-1"	5'-8"	84'-8"	1'-10"	13'-4"	2'-4"
30	32'-7"	12'-6"	4'-1"	5'-10"	90'-10"	1'-10"	13'-4"	2'-4"



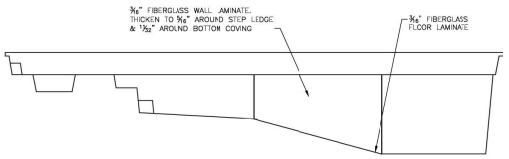

ICON

MODEL	LENGTH	WIDTH	MIN DEPTH	MAX DEPTH	PERIMETER
40	40'-0"	15'-5"	4'-3"	8'-0"	110'-10"

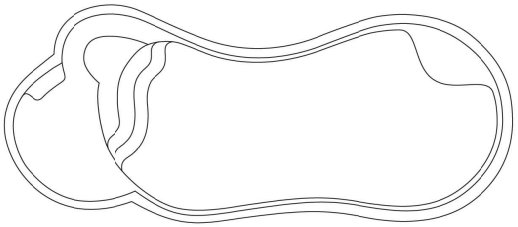

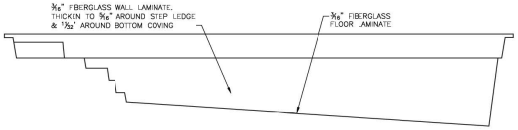

ECLIPSE

MODEL	LENGTH	WIDTH	MIN DEPTH	MAX DEPTH	PERIMETER
30	30'-0"	14'-9"	4'-9"	6'-1"	74'-10"
35	35'-0"	14'-9"	4'-9"	6'-4"	86'-10"
40	40'-0"	15'-8"	4'-9"	6'-8"	98'-0"

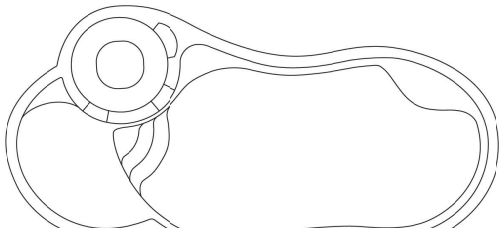

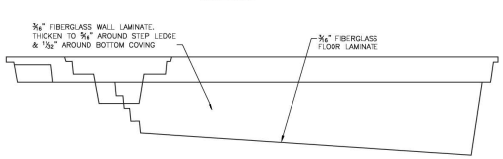

ALLURE

MODEL	LENGTH	WIDTH	MIN DEPTH	MAX DEPTH	PERIMETER
30	30'-0"	14'-9"	4'-9"	6'-1"	74'-10"
35	35'-0"	14'-9"	4'-9"	6'-4"	86'-10"
40	40'-0"	15'-8"	4'-9"	6'-8"	98'-0"

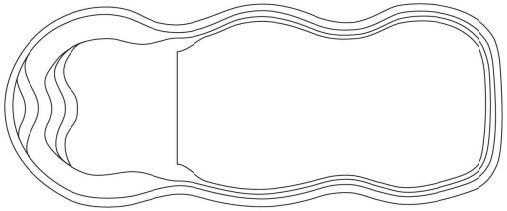

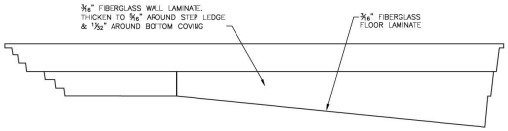

CARIBBEAN

MODEL	LENGTH	WIDTH	MIN DEPTH	MAX DEPTH	PERIMETER
40	40'-0"	16'-0"	4'-0"	6'-4"	99'-11"

PRELIMINARY
NOT FOR CONSTRUCTION

LEISURE POOLS®
LEISURE POOLS & SPAS MANUF. NORTH AMERICA
2901 LEISURE ISLAND WAY, KNOXVILLE, TN, 37914
(865)219-2880 www.leisurepoolsusa.com

TYPICAL POOL/SPA DRAWINGS

SCALE: AS SHOWN

DRAWING NO. 2 OF 6

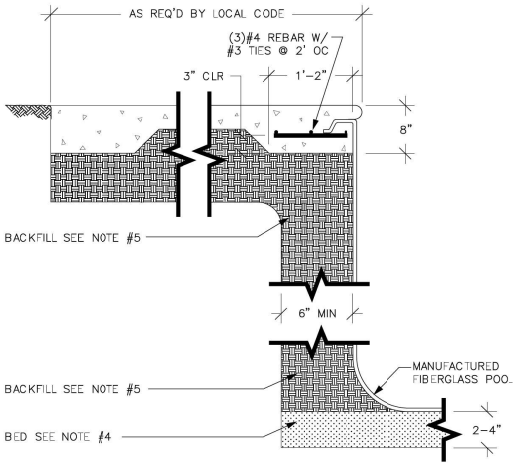

TYPICAL WALL SECTION

SCALE N T S

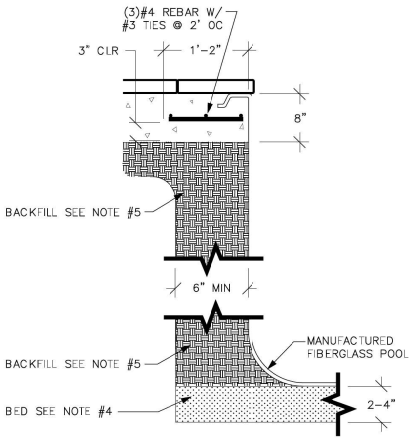

OPTIONAL WALL SECTION

SCALE N T S

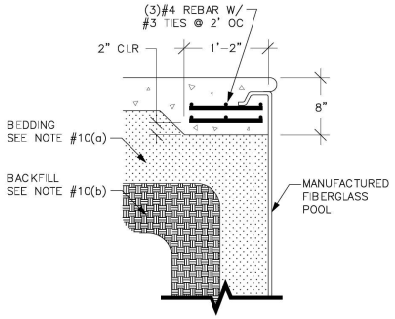

EXPANSIVE SOIL

SCALE N T S

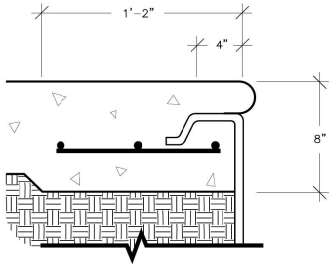

TYPICAL COPING DETAIL

SCALE N T S

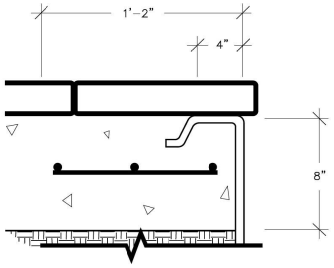

OPTIONAL COPING DETAIL

SCALE N T S

FIBERGLASS SHELL MANUFACTURE:

1. MATERIALS:
   (a). RESINS SHALL BE TYPE B POLYESTER OR VINYL ESTER (UNO).
   (b). REINFORCEMENT SHALL BE CLASS 'E' GLASS FIBER, MIN GLASS CONTENT OF TOTAL SHELL THICKNESS - 30% BY WEIGHT

2. SHELL SHALL BE SPRAY MOULDED & HAND LAID WITH:
   (a). .33" GEL COAT (NPG).
   (b). .12" BARRIER COAT (VINYL ESTER).
   (c). STRUCTURAL LAYER WHICH WILL GIVE TOTAL BARRIER/ STRUCTURAL THICKNESS NOMINATED ON DRAWING
   (d). .008" FLO COAT

3. ALL LAYERS SHALL BE ROLLED OUT TO COMPLETELY BOND REINFORCING & RESINS EXPEL AIR.
4. STRUCTURAL LAMINATE SHALL HAVE:
   (a). FLEXURAL STRENGTH OF 11,000 PSI.
   (b). TENSILE STRENGTH OF 6,100 PSI.
   (c). MODULES ELASTICITY OF 632,000 PSI.

NOTES:

1. THE FIBERGLASS POOL SHELL BE MANUFACTURED BY LEISURE POOLS AND SPAS MANUFACTURING NORTH AMERICA INC & INSTALLED BY A QUALIFIED & LICENSED POOL CONTRACTOR
2. POOL SHALL CONFORM TO REQUIREMENTS AS SHOWN IN DESIGN CRITERIA.
3. THE POOL SHELL MAY BE DAMAGED IF THE POOL WATER IS DROPPED BELOW NORMAL OPERATING LEVEL. CONSULT THE MANUFACTURER PRIOR TO EMPTYING TO POOL SHELL.
4. POOL SHALL EE PLACED ON COMPACTED 2-4" THICK BED OF SAND, 1/8" - 1/2" PEA GRAVE, LIME CHIP OR OTHER NON-ABRASIVE COMPACTABLE MATERIAL. BED SHALL BE PLACED ON UNDISTURBED SOIL WITH A MINIMUM BEARING CAPACITY OF 1,500 PSF.
5. WALLS SHALL BE BACKFILLED WITH SAND, 1/8"-3/4" PEA GRAVEL, LIME CHIP OR OTHER NON-ABRASIVE COMPACTABLE MATERIAL. BACKFILL SHALL BE INSTALLED IN 1' LIFTS. MAINTAIN WATER & BACKFILL LEVEL WITHIN 1' OF EACHOTHER.
6. STEPS OR LADDERS SHALL BE PROVIDED PER LOCAL CODE.
7. INSTALLATION CONTRACTOR SHALL PROVIDE POOL DECK & POOL BARRIERS AS REQUIRED BY LOCAL CODE.
8. ALL REINFORCING STEELS HALL HAVE A MINIMUM YIELD STRENGTH OF 60,000 PSI & SHALL BE BONDED TO GROUNDING GRID WITH APPROVED UL LISTED CONNECTORS & #8 SOLID COPPER WIRE
9. CONCRETE SHALL BE MIN. 3,000 PSI AT 28 DAYS.
10. EXPANSIVE SOIL DRAWING:
    (a). PROVIDE A 8" THICK BEDDING LAYER OF NON-COHESIVE PERMEABLE MATERIAL.
    (b). PROVIDE A 8" THICK BACKFILL LAYER OF SAND, 1/8" - 3/4" PEA GRAVEL, LIME CHIP OR OTHER NON-ABRASIVE COMPACTED MATERIAL.
    (c). THE 1'-2" WIDE COPING SHALL BE 8" THICK WITH TWO LAYERS OF (3)#4 REBAR W/#3 TIES @ 2' OC EXTENDING 3" FROM WATERS EDGE BONDED TO BONDING GRID W/#8 SOLID COPPER 3,000 PSI CONCRETE MIN.
    (d). PROVIDE FLEXIBLE COUPLINGS TO PLUMBING.



2021-02-17

PRELIMINARY
NOT FOR CONSTRUCTION

LEISURE POOLS®
LEISURE POOLS & SPAS MANUF. NORTH AMERICA
2901 LEISURE ISLAND WAY, KNOXVILLE, TN, 37914
(865)219-2880 www.leisurepoolsusa.com

SCALE
AS SHOWN

TYPICAL POOL/SPA DRAWINGS

DRAWING NO.
6 OF 6

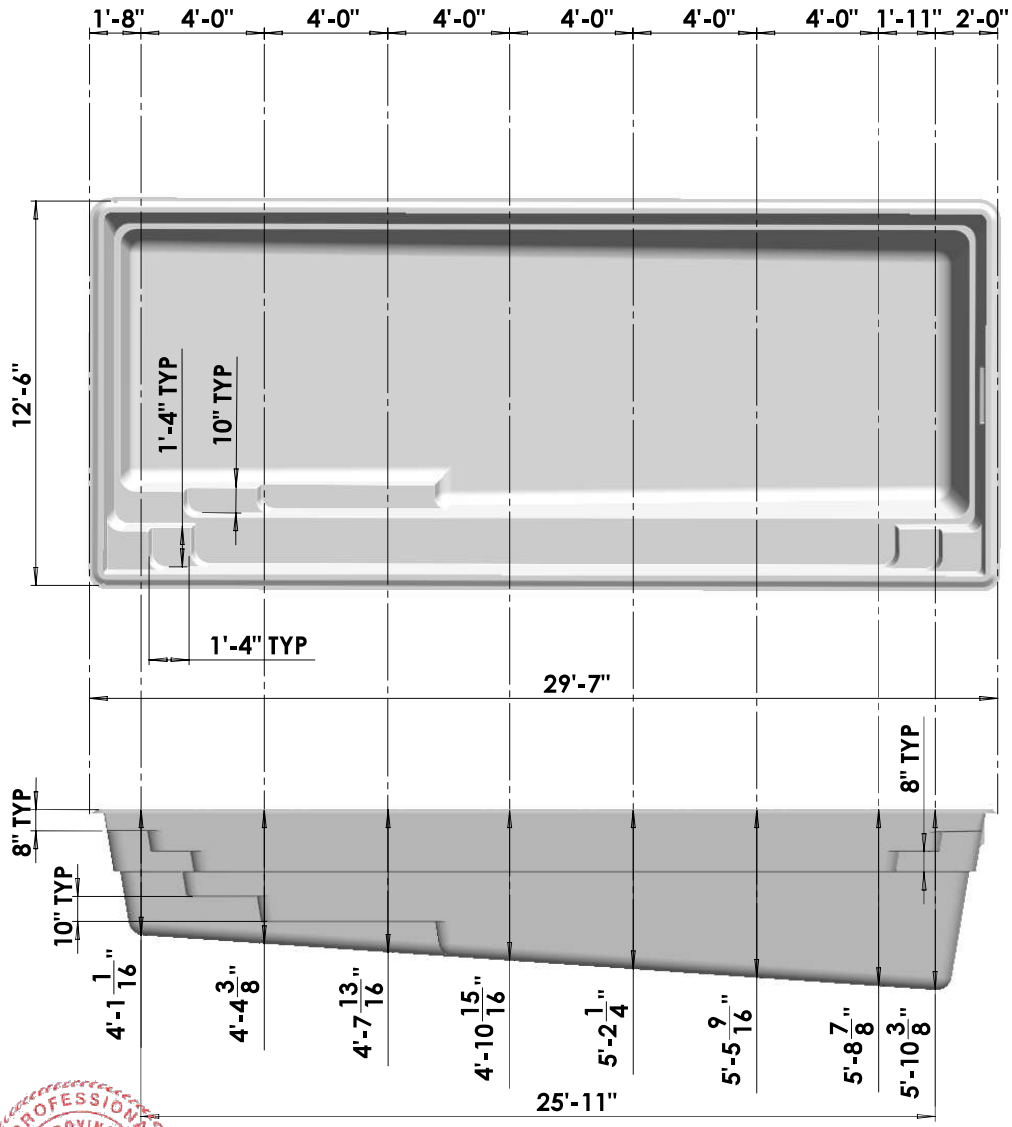



PROFESSIONAL ENGINEER
PROVINCE OF BRITISH COLUMBIA
M. J. LEARN
42575
Matthew Learn

2021-02-17

Area: 369.8 sq ft	
Volume: 10,114 gal	
Perimeter: 84' 2" lin ft	

LEISURE POOLS
SWIMMING IN QUALITY AND STYLE

Leisure Pools and Spas Manufacturing North America Inc.
2901 Leisure Island Way, Knoxville, Tennessee 37914

PROPRIETARY AND CONFIDENTIAL

THE INFORMATION CONTAINED IN THIS DRAWING IS THE SOLE PROPERTY OF LEISURE POOLS. ANY REPRODUCTION IN PART OR AS A WHOLE WITHOUT THE WRITTEN PERMISSION OF LEISURE POOLS IS PROHIBITED.

TITLE: Reflection 30

DWG NO. 29' 7" LONG X 12' 6" WIDE

REVISION 3/6/16

SCHEDULE C-B

Forming Part of Subsection 2.2.7., Division C of the British Columbia Building Code

Building Permit Number
(for authority having jurisdiction's use)

ASSURANCE OF PROFESSIONAL FIELD REVIEW AND COMPLIANCE

Notes: (i) This letter must be submitted after completion of the project but prior to final inspection by the *authority having jurisdiction*. A separate letter must be submitted by each *registered professional of record*.
(ii) This letter is endorsed by: Architectural Institute of BC, Association of Professional Engineers and Geoscientists of the Province of BC, Building Officials' Association of BC, and Union of BC. Municipalities.
(iii) In this letter the words in italics have the same meaning as in the British Columbia Building Code.

To: The *authority having jurisdiction*

City of Delta
Name of Jurisdiction (Print)

Re: Structural
Discipline (e.g. Architectural, etc.) (Print)

Proposed Pool
Name of Project (Print)

11492 - Commonwealth Crescent, Delta, B.C.
Address of Project (Print)



(Professional's Seal and Signature)

2021 05 13
Date

(Each *registered professional of record* shall complete the following:)

Matthew Learn, P.Eng.
Name (Print)

#217 - 18525 - 53rd Avenue
Address (Print)

Surrey, B.C. V3S 7Z4
Address (Print) (continued)

604-372-4800
Phone Number

I hereby give assurance that

(a) I have fulfilled my obligations for *field review* as outlined in Subsection 2.2.7., Division C of the British Columbia Building Code and in the previously submitted Schedule B, "ASSURANCE OF PROFESSIONAL DESIGN AND COMMITMENT FOR FIELD REVIEW," and
(b) those components of the project opposite my initials in Schedule B substantially comply in all material respects with
  (i) the applicable requirements of the British Columbia Building Code and other applicable enactments respecting safety, not including construction safety aspects, and
  (ii) the plans and supporting documents submitted in support of the application for the *building* permit,
(c) I am a *registered professional of record* as defined in the British Columbia Building Code.

(If the *registered professional of record* is a member of a firm, complete the following:)

I am a member of the firm Omega & Associates Engineering Ltd. - A Division of Ecora
and I sign this letter on behalf of the firm. (Print name of firm)

Note: The above letter must be signed by a *registered professional of record*, who is a *registered professional*. The British Columbia Building Code defines a *registered professional* to mean

(a) a person who is registered or licensed to practise as an architect under the Architects Act, or
(b) a person who is registered or licensed to practise as a professional engineer under the Engineers and Geoscientists Act.

CRP's Initials