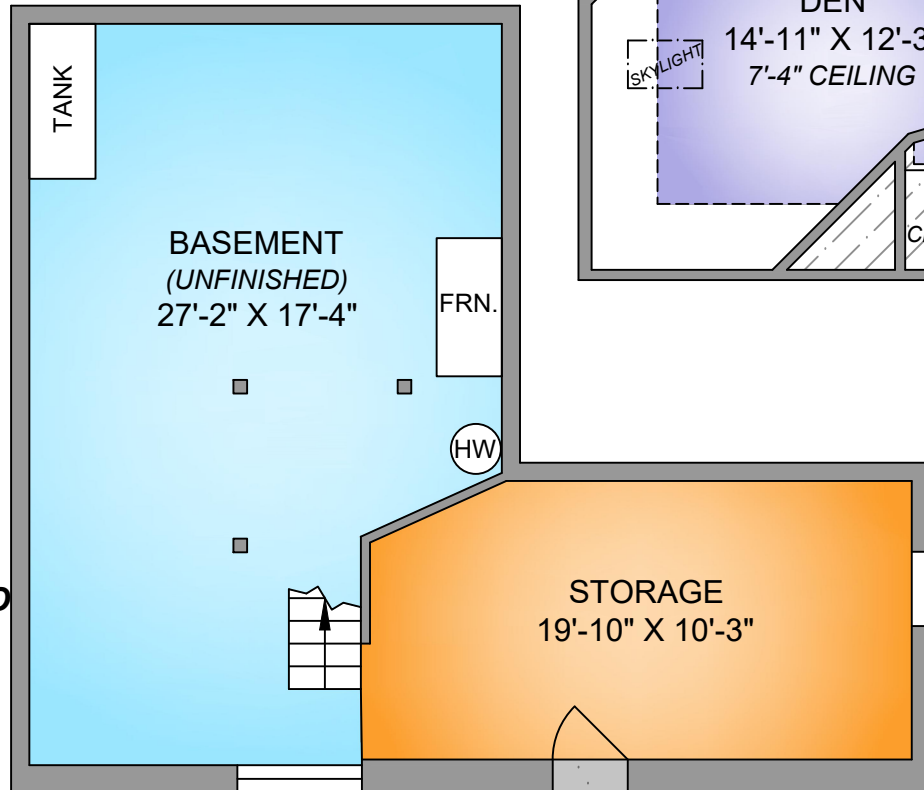
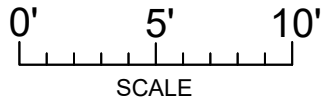


145 DOUGLAS PL

2507 SQ. FT.

(+476 SQ.FT. UNFINISHED BASEMENT)

NORTH

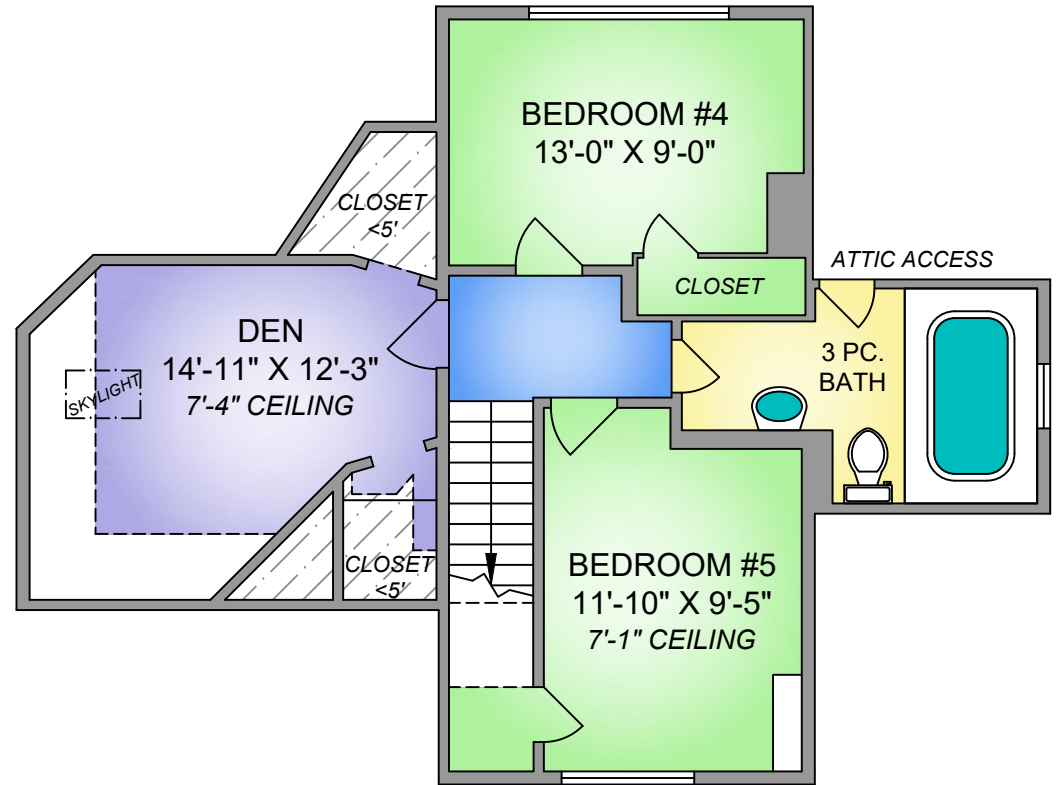


LOWER FLOOR

248 SQ. FT.

(+476 SQ.FT. UNFINISHED BASEMENT)

6'-2" CEILINGS



UPPER FLOOR

637 SQ. FT.

(+35 SQ.FT. UNDERHEIGHT)

145 DOUGLAS PL.

MARCH 30, 2021

Prepared by PROPER MEASURE NORTH ISLAND for the exclusive use of COURTNEY & ANGLIN REAL ESTATE GROUP

Plans may not be 100% accurate. Buyer must verify any critical measurement.

Private resale or modification of floor plans to a third party by any individual or entity other than Proper Measure North Island is strictly prohibited

FLOOR	AREA (SQ. FT.)		
	FINISHED	UNFINISHED/ UNDERHEIGHT	DECK
MAIN	1622	-	608
UPPER	637	35	-
BASEMENT	248	476	-
SUB-TOTAL	2507	511	-
TOTAL	3018		608



250-465-1487
Proper Measure North Island
NorthIsland@Propermeasure.com