
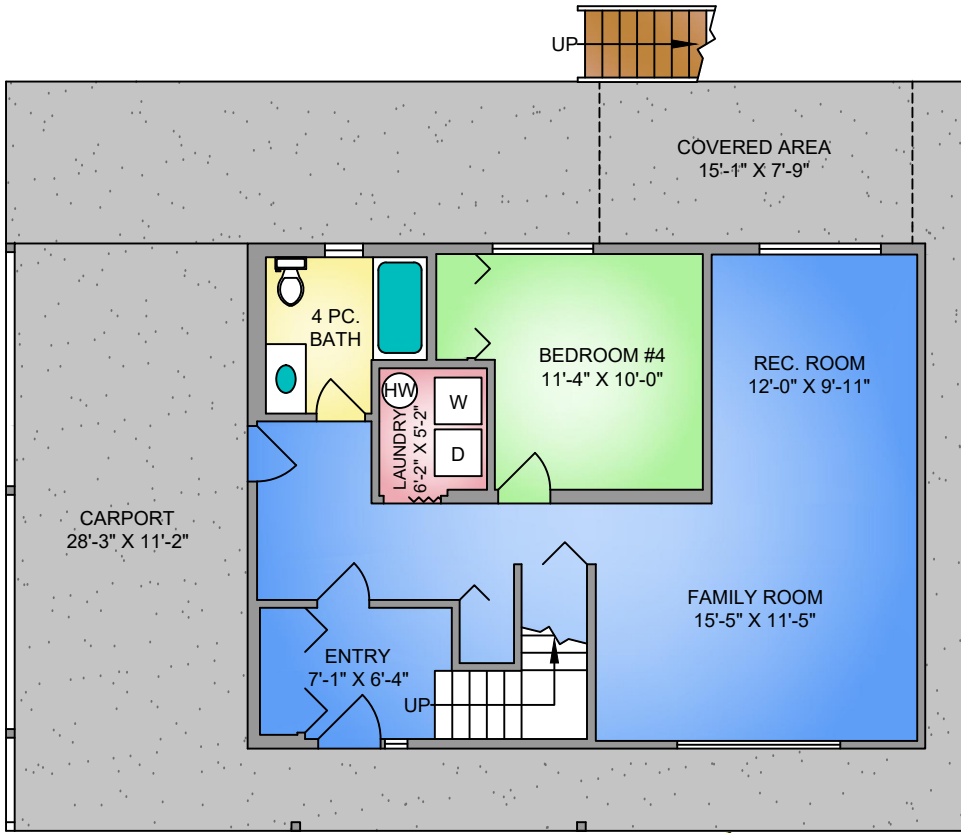
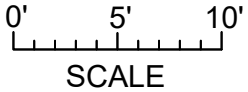


LOWER FLOOR 791 SQ. FT.

SHED
8'-11" X 8'-2"
73 SQ. FT.



NORTH



MAIN FLOOR 1098 SQ. FT.



194 DORIC AVENUE FEBRUARY 28, 2020		
Prepared by PROPER MEASURE MID ISLAND for the exclusive use of DARREN YOUNG Plans may not be 100% accurate. Buyer must verify any critical measurement. Private resale or modification of floor plans to a third party by any individual or entity other than Proper Measure Mid Island is strictly prohibited.		
FLOOR	AREA (SQ. FT.)	
	FINISHED	DECK / PATIO
MAIN	1098	134
LOWER	791	-
TOTAL	1889	134