



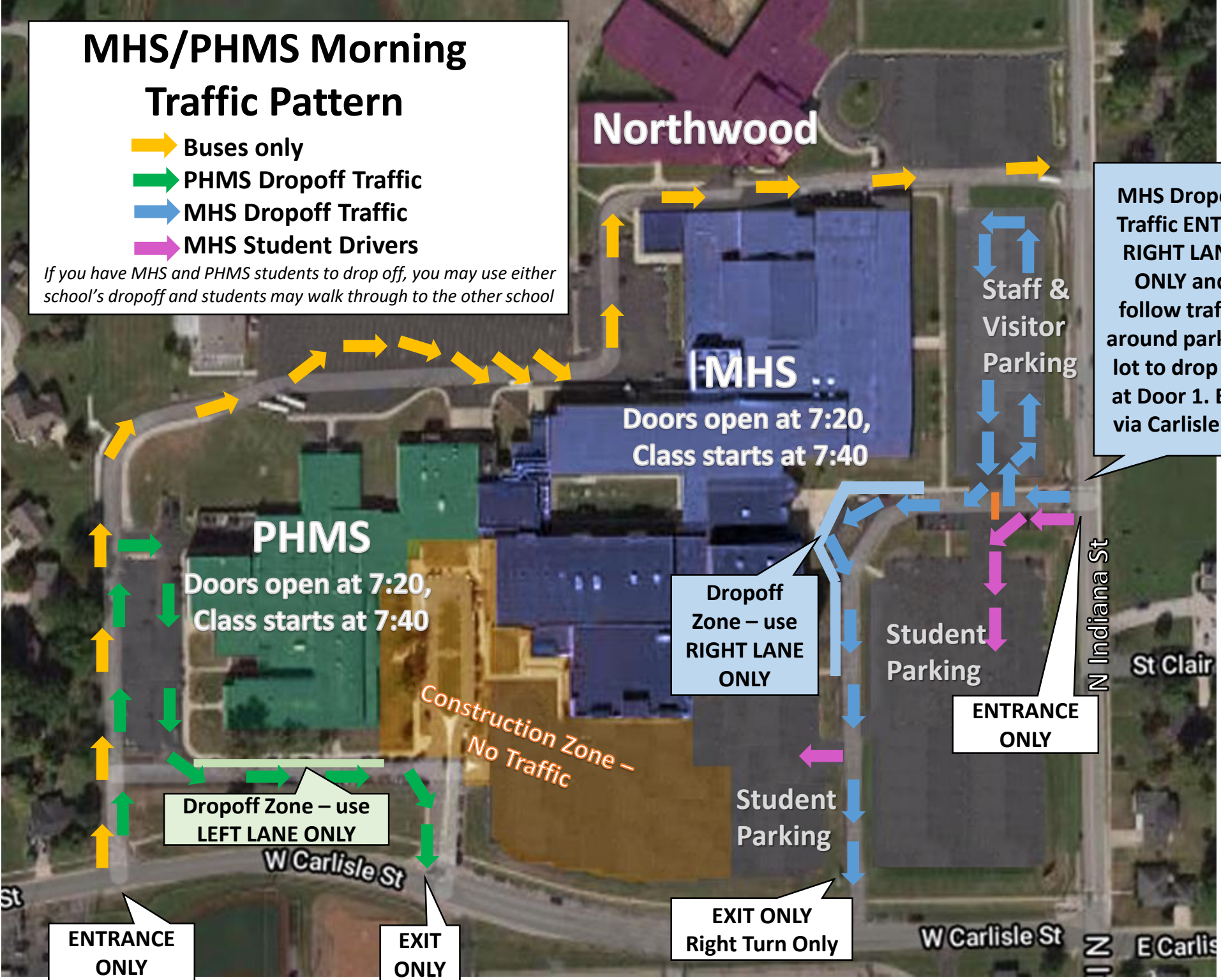


MHS/PHMS Morning Traffic Pattern

-  Buses only
-  PHMS Dropoff Traffic
-  MHS Dropoff Traffic
-  MHS Student Drivers

If you have MHS and PHMS students to drop off, you may use either school's dropoff and students may walk through to the other school



Northwood

MHS

Doors open at 7:20,
Class starts at 7:40

PHMS

Doors open at 7:20,
Class starts at 7:40

Construction Zone –
No Traffic

Dropoff Zone – use
LEFT LANE ONLY

Dropoff
Zone – use
RIGHT LANE
ONLY

ENTRANCE
ONLY

ENTRANCE
ONLY

EXIT
ONLY

EXIT ONLY
Right Turn Only

MHS Dropoff
Traffic ENTER
RIGHT LANE
ONLY and
follow traffic
around parking
lot to drop off
at Door 1. Exit
via Carlisle St.

Staff &
Visitor
Parking

Student
Parking

Student
Parking

N Indiana St

St Clair

W Carlisle St

N

E Carlisle

MHS/PHMS Afternoon Traffic Pattern

- ➔ Buses only
- ➔ PHMS Dropoff Traffic
- ➔ MHS Dropoff Traffic
- ➔ MHS Student Drivers

ENTRANCE FOR BUSES 2:00-2:40
BUS EXIT 2:40-3:00

Anyone picking up a student should park in a parking spot to wait (arrive between 2:20-2:35p.m.)

Staff & Visitor Parking

MHS
Dismissal at 2:40

PHMS
Dismissal at 2:35 (7th) and 2:40 (8th)

Construction Zone –
No Traffic

Student Parking

EXIT ONLY 2:40-3:00p.m.
Left lane= left turn
Right lane= Right turn

Student Parking

EXIT ONLY Right Turn Only 2:40-3:00p.m.

EXIT FOR BUSES 2:50-3:10

ENTRANCE FOR CARS 2:10-2:40

EXIT ONLY

