

# TRANSPARENCY 9.1 HOW TO DISMANTLE A SPEAKER

LES 9

9.1

## Materials

- Retractable utility knife
- Diagonal cutters




## Procedure

1. Cut the dust cap from the speaker with the retractable utility knife.



LES 9  
**TRANSPARENCY 9.1** **HOW TO DISMANTLE A SPEAKER** *(continued)*  
AST

2. Cut the speaker cone in two with the retractable utility knife. One section will remain attached by wires.





3. Cut the support insulating the speaker wires with the retractable utility knife.



4. Cut the fabric diaphragm around the centre.



5. Remove the coil from the magnetic slot.

