

Complete this concept review handout and keep it as a record of what you have learned.

DEFINITIONS










- Technical drawings are used _____

- Basic lines used in drafting are _____





- Geometric lines are _____

- A sketch is _____

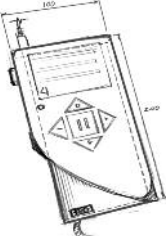
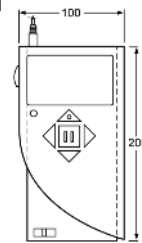
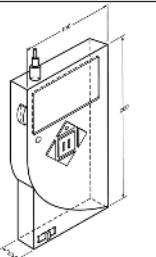
BASIC LINES

Example	Name	Thickness	Meaning
	Visible line	Thick	_____ _____
	_____ _____	_____ _____	_____ _____
	_____ _____	_____ _____	_____ _____
	_____ _____	_____ _____	_____ _____
	_____ _____	_____ _____	_____ _____
	_____ _____	_____ _____	_____ _____
	_____ _____	_____ _____	_____ _____
	_____ _____	_____ _____	_____ _____
	_____ _____	_____ _____	_____ _____

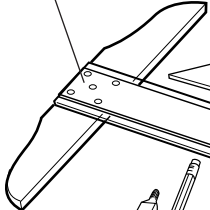
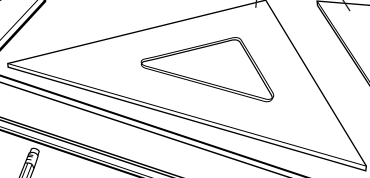
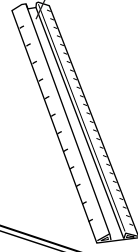
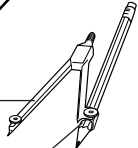
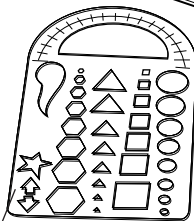
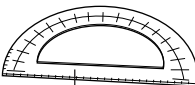
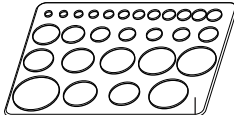
GEOMETRIC LINES

 Straight horizontal parallel	 _____
 _____	 _____

METHODS OF PRODUCING TECHNICAL DRAWINGS

	<p style="margin-bottom: 5px;">Almost identical drawings</p> 	
_____	_____	_____
_____	_____	_____

DRAFTING INSTRUMENTS

		
		
	_____	