

## Phases of the Moon

STUDENT BOOK p. 274



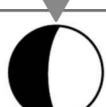
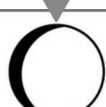
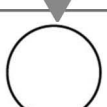
1. Which of the following statements is false?

- a) At a new moon, the Moon is not visible because its illuminated side is turned toward the Sun. ☐
- b) The phases of the Moon refer to the parts of the Moon illuminated by the Sun as seen from Earth. ☐
- c) The phases of the Moon refer to the parts of the Moon that reflect on Earth. ☐
- d) There are only eight lunar phases. ☐
- e) The phases of the Moon are explained by the fact that the Moon orbits Earth and the Sun illuminates the Moon at different angles, depending on its position. ☐

2. Name each phase of the Moon shown below. Choose from among the terms in the box.

New moon	Full moon	Waxing crescent moon
Waning crescent moon	First quarter moon	Last quarter moon
Waxing gibbous moon	Waning gibbous moon	

### PHASES OF THE MOON

1 _____ _____	2 _____ _____	
		
3 _____ _____	4 _____ _____	5 _____ _____
		
6 _____ _____	7 _____ _____	8 _____ _____
