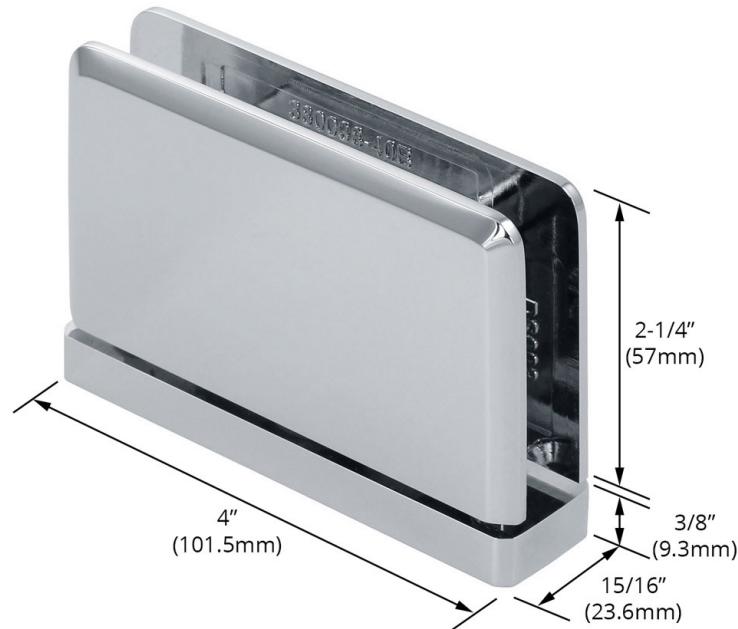





SATURN BEVELED TOP BOTTOM ADJUSTABLE PIVOT HINGE H1SAT-2201



SPECIFICATIONS

- Construction: Solid Brass
- Self-Centering when within 15° of closed position
- Use with monolithic tempered glass
- Cutout: Required
- Hinge Swing: Full Rotation

PRODUCT CARE

-  Do not use power tools with this
-  Do not use spray lubricant
-  Do not use abrasive cleaner

	3/8" Thick Glass		1/2" Thick Glass	
	Weight	Width	Weight	Width
Using 2 Hinges	110 lbs (50 kg)	36" (914 mm)	110 lbs (50 kg)	36" (914 mm)



For technical assistance call toll free (866) 424-4850 - www.modexo.com