


## PLUTO JUNIOR 135 DEGREE GLASS TO GLASS BEVELED SHOWER HINGE H1PLU-1109






	1/4" Thick Glass		5/16" Thick Glass	
	Weight	Width	Weight	Width
Using 2 Hinges	62 lbs (28 kg)	28" (711 mm)	62 lbs (28 kg)	28" (711 mm)
Using 3 Hinges	92 lbs (42 kg)	32" (813 mm)	92 lbs (42 kg)	32" (813 mm)

### SPECIFICATIONS

- Construction: Solid Brass
- Self-Centering when within 15° of closed position
- Use with monolithic tempered glass
- Cutout: Required

### PRODUCT CARE

-  Do not use power tools with this
-  Do not use spray lubricant
-  Do not use abrasive cleaner



For technical assistance call toll free (866) 424-4850 - [www.modexo.com](http://www.modexo.com)