

# **ModernMT Guide for MateCat**

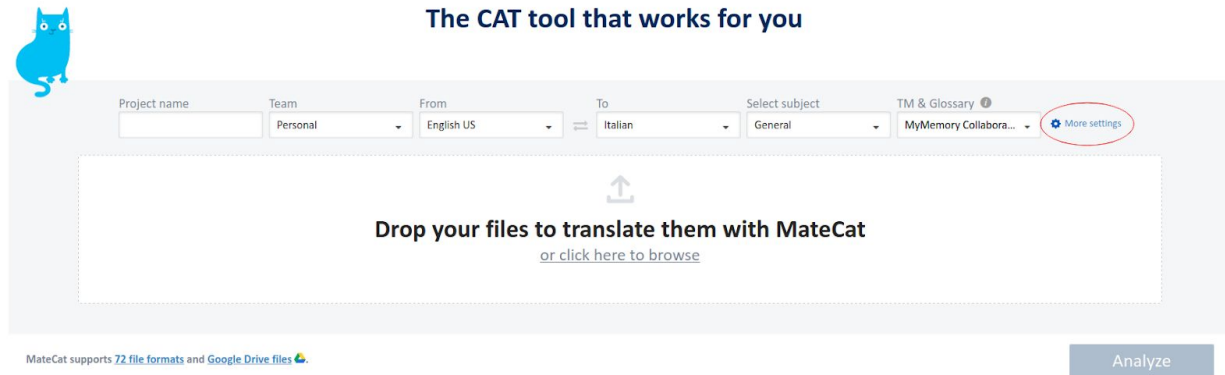
Quick introduction on how to setup ModernMT in MateCat

## Prerequisites

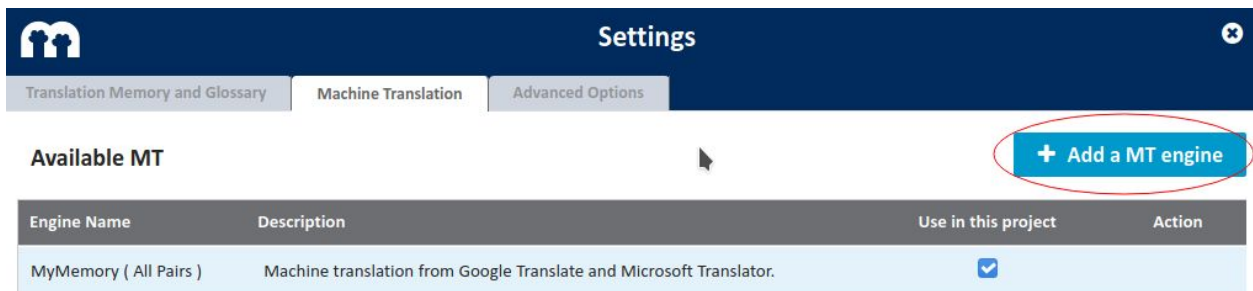
First of all, you need to register an account on <https://www.matecat.com/> and login.

## Instructions

In MateCat homepage (or project setup page) click the “More Settings” button:



The setting page should appear. Select the “Machine Translation” tab and click on “Add MT Engine” button:



Choose ModernMT from the available engines. The very first time you add ModernMT to a project, you will be asked to activate your plugin with the “License” you received after the registration. Insert the 32-character long license and click on “Confirm”.

**Add MT engine**

ModernMT ✕

---

ModernMT License

Enter your license

**ModernMT** is the first machine translation system that adapts to the context of the document and to your translation style, learning from your corrections for unprecedented quality output and maximum data confidentiality.

\$25 / month, unlimited personal use. Monthly billing.

A confirmation message will appear, click continue. At this point, ModernMT will be in the list of available engines and selected for the current project:

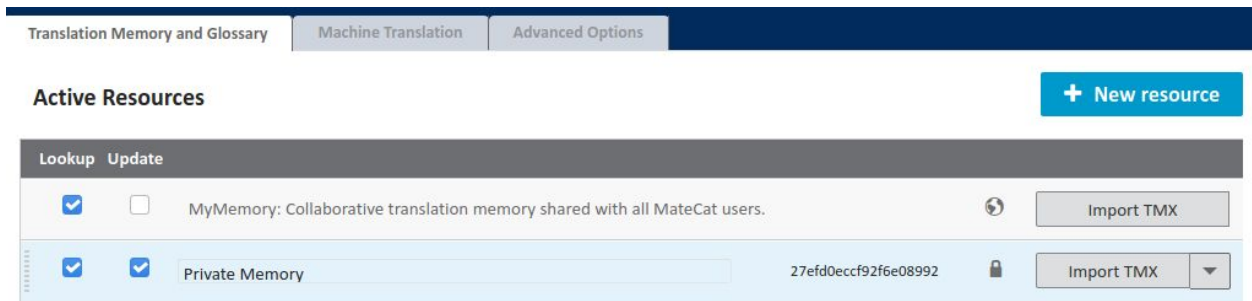
**Available MT**

Engine Name	Description	Use in this project	Action
ModernMT	ModernMT	<input checked="" type="checkbox"/>	<input type="button" value="Delete"/>
MyMemory ( All Pairs )	Machine translation from Google Translate and Microsoft Translator.	<input type="checkbox"/>	

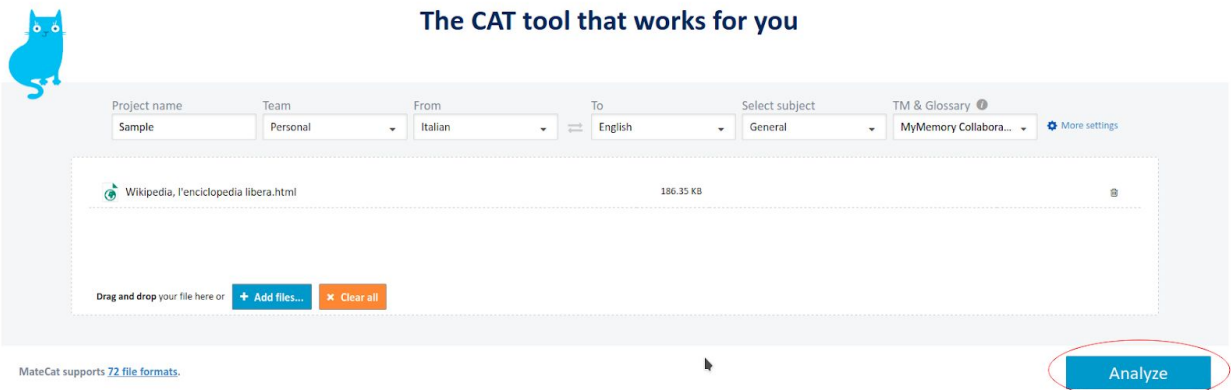
You can customize ModernMT machine translation by providing Translation Memories in TMX format: their content will be used by ModernMT in real-time to learn the right terminology and style to use for every single project. Moreover, you can organize your memories as you prefer: you can have all the multilingual translation memories that you want, and for every project, you can choose your preferred combination.

ModernMT will **react in real-time** to your decisions and will provide a machine translation that is adapted following your settings. In other words: there are no pre-built customized models or long-running training processes.

The memories that you select in MateCat will be automatically synchronized with ModernMT in order to achieve that. To manage your memories, use the dedicated settings tab:



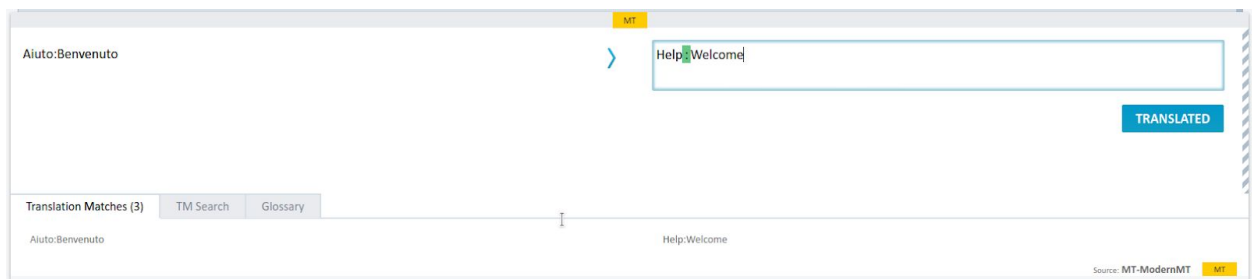
You can now close the setting page, upload one or more files to be translated, and click on analyze:



When the analysis is completed, you'll be able to translate the document using ModernMT:



	Total word count	Industry weighted	MateCat weighted	
ID: 3200578 Italian > English	3,305	2,730	2,254	<a href="#">Split</a> <a href="#">Translate</a> <a href="#">Buy Translation</a>
<a href="https://www.matecat.com/translate/sample/it-it-en-...">https://www.matecat.com/translate/sample/it-it-en-...</a>				



Aiuto:Benvenuto

Help:Welcome

TRANSLATED

Translation Matches (3) TM Search Glossary

Aiuto:Benvenuto Help:Welcome

Source: MT-ModernMT