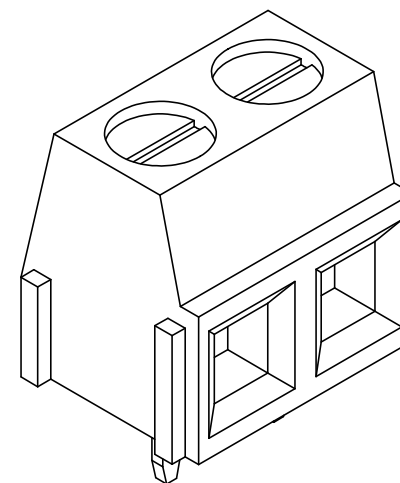
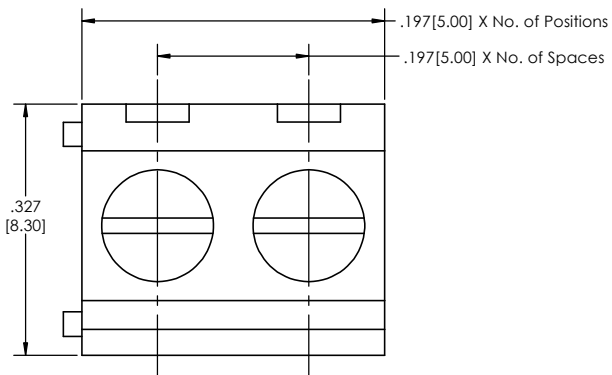
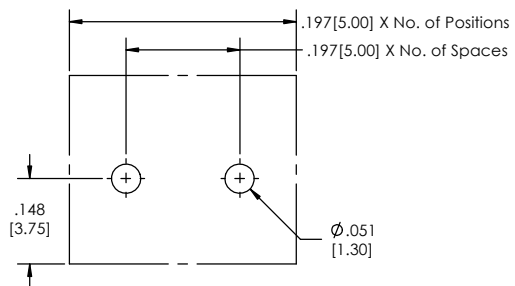


**Recommended P.C. Board Layout**  
SCALE 6:1

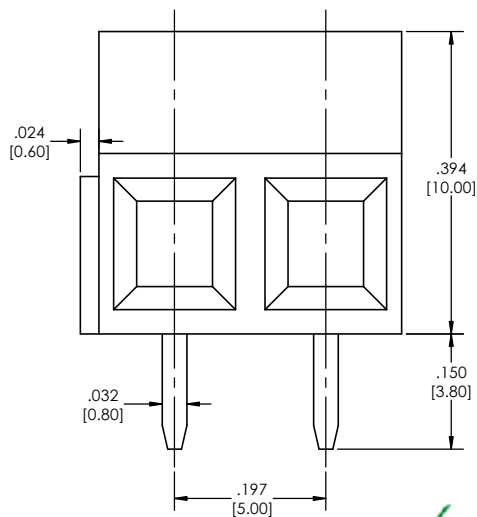
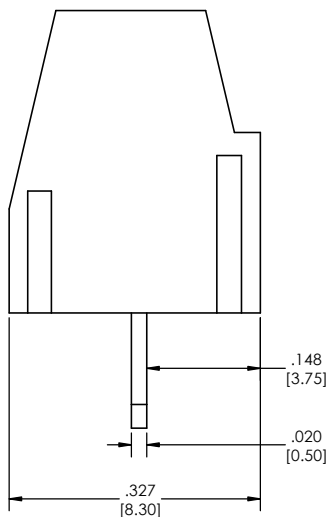


TBR - 04 - **197** - **XX** - **XX** - **LF**  
(A) (B) (C) (D)

- A. Pitch  
- 197= .197(5.00) cl
- B. No. of Positions  
- 02-24
- C. Color  
- GR= Green (Standard)  
- BK= Black  
- BL= Blue  
- WH= White  
- GY= Grey  
- OR= Orange  
- YW= Yellow  
- RD= Red  
- BR= Brown
- D. Lead Free
- Specifications:  
Current Rating: 10 Ampere  
Voltage Rating: AC 250V  
Wire Range: 16-24 AWG  
Insulation Resistance: DC 500V 1000Mohm  
Dielectric Withstanding Voltage: AC 2000V/1 minute  
Operation Temperature: -33°C to +105°C  
Max. Torque: 3.04 lb-in (3.5kgf. cm)  
Strip Length: .236-.315(6-8mm)

- Materials:
1. Body: PA66 (Nylon), UL94V-0
  2. Screw: M2.0, C1018 Steel, Zinc Plated
  3. Contact: Brass, Nickel Plated
  4. Terminal: Brass, Tin Plated

Tails may be clipped to achieve specific dimensions.  
Products cut to specific sizes are uncancellable/ nonreturnable.  
Parts are subject to change without notice.



**PROPRIETARY AND CONFIDENTIAL**  
THE INFORMATION CONTAINED IN THIS  
DRAWING IS THE SOLE PROPERTY OF  
Major League Electronics. ANY  
REPRODUCTION IN PART OR AS A WHOLE  
WITHOUT THE WRITTEN PERMISSION OF  
Major League Electronics IS  
PROHIBITED.

UNLESS OTHERWISE SPECIFIED:		NAME	DATE
DRAWN		EOW	04/17/14
CHECKED		GWE	04/17/14
ENG APPR.			
MFG APPR.			
INTERPRET GEOMETRIC TOLERANCING PER:		ADDRESS:	
MATERIAL:		2533 Centennial Blvd. Jeffersonville, IN 47130 Phone: 812-670-4174 Fax: 812-670-4175 E-Mail: mle@mlelectronics.com	
NEXT ASSY		TITLE: TBR-04-197 Series	
USED ON		SIZE DWG. NO.	
APPLICATION		DO NOT SCALE DRAWING	
		SCALE 8:1	
		SHEET 1 OF 1	

