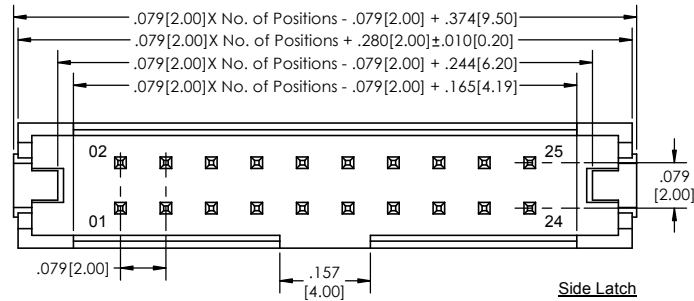
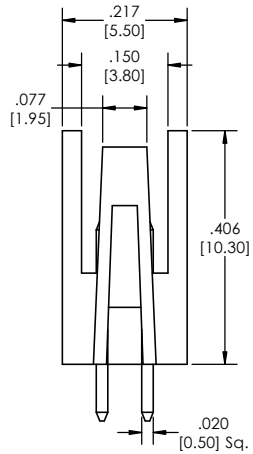
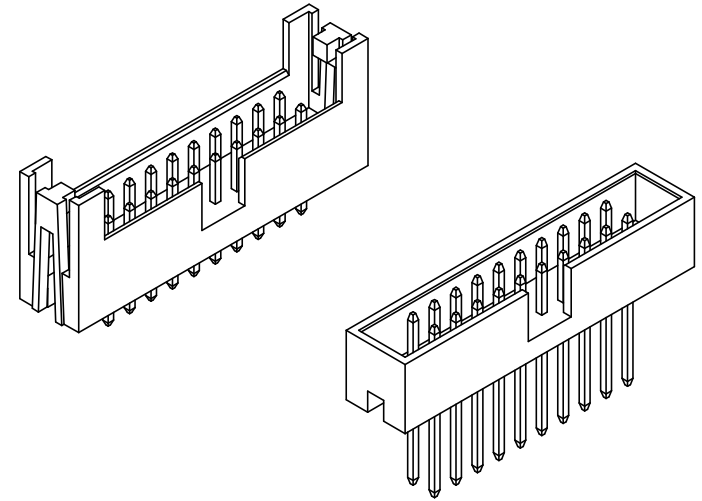
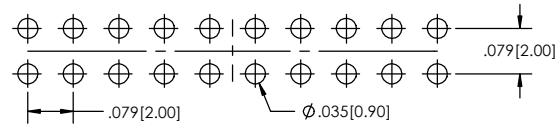


SCALE 6:1



Side Latch

SHTSHC-2 XX - D - XX - XXX - XX - XX - XXX - LF

(A) (B) (C) (D) (E) (F) (G) (H)

Mates With:
IDS-2

- A. Pins Per Row
 - 3 through 25
- B. Row Specification
 - D= Double Row
- C. Pin Options
 - See Pin Options below
- D. Desired Tail Length
 - Please Specify
 - e.g. .100[2.54]=100
- E. Plating Options
 - See Plating Options below
- F. Side Latch Option
 - SL= With
 - Leave blank if not needed
- G. Polarized Position
 - Leave blank if not needed
 - If required, specify empty pin position
 - 001-050
- H. Lead Free

Plating options	
G	-10µ Gold on Contact Area/ Flash on Tail
T	-Matte Tin all Over
GT	-10µ Gold on Contact Area/ Matte Tin on Tail
H	-30µ Gold on Contact Area/ Matte Tin on Tail
F	-Gold Flash over Entire Pin
FT	- Gold Flash on Contact Area/ Matte Tin on Tail

Specifications:
Current Rating: 1.0 Ampere
Insulation Resistance: 1000M Ohms Min.
Dielectric Withstanding: 500V AC/DC
Contact Resistance: 20M Ohms Max.
Operation Temperature: -40°C to +105°C

Materials:
Contact Material: Copper Alloy
Insulator Material: Polyester UL 94V-0 Nylon 6T

Pin Options		
Max. Tail Length	Pin Length	
.103[2.62mm]	.323[8.20mm]	03
.118[3.00mm]	.338[8.59mm]	04
.177[4.50mm]	.397[10.08mm]	06
.236[5.99mm]	.456[11.58mm]	07
.315[8.00mm]	.535[13.59mm]	08
.335[8.51mm]	.555[14.10mm]	09
.355[9.02mm]	.575[14.61mm]	10
.374[9.50mm]	.594[15.09mm]	12
.394[10.01mm]	.614[15.60mm]	14
.453[11.51mm]	.673[17.09mm]	15
.493[12.52mm]	.713[18.11mm]	16
.513[13.03mm]	.733[18.62mm]	17
.532[13.51mm]	.752[19.10mm]	18
.610[15.49mm]	.830[21.08mm]	22
.551[16.54mm]	.871[22.12mm]	24

Tails may be clipped to achieve specific dimensions.
Products cut to specific sizes are uncancellable/ nonreturnable.
Parts are subject to change without notice.



PROPRIETARY AND CONFIDENTIAL
THE INFORMATION CONTAINED IN THIS
DRAWING IS THE SOLE PROPERTY OF
Major League Electronics. ANY
REPRODUCTION IN PART OR AS A WHOLE
WITHOUT THE WRITTEN PERMISSION OF
Major League Electronics IS
PROHIBITED.

UNLESS OTHERWISE SPECIFIED:		NAME		DATE	
DIMENSIONS ARE IN INCHES TOLERANCES: ONE DECIMALS \pm .100 TWO DECIMAL \pm .100 THREE DECIMAL \pm .005 FOUR DECIMAL \pm .002		DRAWN		EOW 03/13/14	
		CHECKED		GWE 03/13/14	
		ENG APPR.			
		MFG APPR.			
INTERPRET GEOMETRIC TOLERANCING PER:		ADDRESS:		TITLE: SHTSHC-2 SERIES	
MATERIAL		2533 Centennial Blvd. Jeffersville, IN 47130 Phone: 812-670-4174 Fax: 812-670-4175 E-Mail: mie@mielectronics.com		DWG. NO. C REV C	
NEXT ASSY USED ON				SCALE 8:1	
APPLICATION		DO NOT SCALE DRAWING		SHEET 1 OF 1	



MAJOR LEAGUE
Electronics

TITLE: SHTSHC-2 SERIES		
SIZE C	DWG. NO.	REV C
SCALE 8:1		SHEET 1 OF 1