

DEPARTMENT OF LOGISTICS & OPERATIONS MANAGEMENT

COURSE SYLLABUS

LSCM 4560.007, Business Transportation Management

Term:

Summer 2024

Catalog Description:

Principles of transportation covering the role of transportation systems; environmental and economic impacts; modal components; managerial and economic aspects of the various modes, with applications to both domestic and international operations.

INSTRUCTOR:

Yavuz Idug

E-mail: yavuz.idug@unt.edu

OFFICE HOURS:

Tuesday and Thursday: 16:00 – 18:00.

Office hours conducted by phone or Zoom by appointment. Appointments are mandatory. Please indicate the purpose when scheduling the meeting. Many times, I often can resolve inquiries through an email response.

COMMUNICATION CONTACT INFO:

All communication relating to the course should occur through Canvas messages. Discussion topics have been created for posting questions related to specific chapters or assignments. Grade challenges and other communications related to the course should be accomplished through Canvas messages. Communication unrelated to the course (advising, internships, etc.) may be submitted to yavuz.idug@unt.edu. All assignments will be turned-in using Canvas. Please see the assignments module in Canvas for instructions on posting assignments.

Please note: this syllabus does not include the learning objectives for individual class sessions or assignments. Access Canvas to obtain detailed learning objectives for each class session.

IMPORTANT DATES:

Attachment 1 [UNT registrar](#) contains important dates for the summer semester. You should be aware of key dates that may affect you. Important dates for this course are included in the Course Schedule (see page 18).

COURSE ETIQUETTE AND CONDUCT:

You have enrolled in a business course. My expectation is that you will conduct yourself professionally in all interactions regarding this course. Communications should occur in complete sentences with correct grammar, spelling, and punctuation. You should not use abbreviations or “texting” when communicating.

All discussions require professional courtesy and language. Individuals must demonstrate respect for other students in the course—rude behavior will not be tolerated. All students are expected to fully comply with the UNT student [code of conduct](#).

ETIQUETTE:

You have enrolled in a business course. My expectation is that you will conduct yourself professionally in all interactions regarding this course. Communications should occur in complete sentences with correct grammar, spelling, and punctuation. You should not use abbreviations or “texting” when communicating.

All discussions require professional courtesy and language. Individuals must demonstrate respect for other students in the course—rude behavior will not be tolerated. All students are expected to fully comply with the UNT student [code of conduct](#). Please review the [code of conduct](#).

This course will rely on on-line class sessions/communications. Online communications can be frequently misunderstood or misinterpreted. As a result, the following guidelines are recommended to help you communicate and work effectively in an on-line environment:

- Only write what you would say in a face-to-face communication with an individual or group of people.
- Write as if you are speaking in a public place—your communication may be resent to other individuals that you never intended to receive your writing.

- Use the subject line in emails or Canvas discussion postings to clearly identify the content of your communication. This approach allows others to quickly understand the focus or purpose of your communication. Keep the topics related to course materials or content.
- Avoid forwarding emails or other communications without the original author's permission.
- Review previous discussion postings to ensure your communication is current and relevant.
- Avoid "reply all" or using a group reply when responding to an individual.
- Recognize your electronic communications do not have the visual cues occurring in face-to-face communications, and humor or sarcasm can be easily misunderstood.
- Do not respond when angry or upset—respond when you have a clear mind and be unemotional when responding.
- Write in clear proper English and remember to spell check. You should not write as if you are texting, even terms such as best friends forever (BFF) could easily be misinterpreted.
- Limit your electronic communications to a single topic at a time.
- Avoid placing entire word or phrases in capital letters.
- Spell acronyms and then place in parentheses afterward when using terms that may be unfamiliar to the individual(s) receiving your communication; for example, you would spell less-than-truckload (LTL) freight.
- Always be sensitive in your class related communications to the cultural, political, and religious differences which exist among the individuals that may read your writing.
- Use good taste in your communications—profanity and swearing have no place in on-line class or business communications.
- Allow individuals an appropriate amount of time to respond to your communications.

CANVAS USE:

Students are expected to check Canvas, unt.instructure.com, for any course updates on a daily basis. Announcements, updates, and revised materials will periodically be posted. Students are responsible for any updates posted in Canvas—Canvas messages or announcements.

Technical problems or system outages may affect Canvas. Students are expected to plan ahead and download required materials in advance of due dates. System outages or problems encountered with Canvas will not be accepted as an excuse for failing to complete an assignment. Canvas typically goes down for maintenance at 11:30PM on Saturday evenings.

Required Textbooks:

Novack, Robert A., Brian J. Gibson, Yoshinori Suzuki, and John J. Coyle (2019), Transportation, 9th edition, South-Western Cengage Publishing, Mason, OH, ISBN 978-1-137-40664-3

Rodrigue, Jean-Paul, (2020), The Geography of Transport Systems, 5th edition, Routledge: New York, NY, ISBN 978-0-367-36463-2. Please note: You can access this text for free on-line. Portions of this text will be used. You may obtain any required material from the on-line version of this text at <https://transportgeography.org/>

Course materials:

Course materials, assignments, and outside readings will be available within Canvas. Students can access Canvas using the Internet at the website unt.instructure.com. The site is password protected. You can learn more about Canvas by reviewing the on-line student manuals. Some materials will be available in Adobe Acrobat Reader (*.pdf) format. You can obtain Adobe Acrobat Reader via the Internet at www.adobe.com.

You can view the learning modules (organized by chapter) for the course by selecting the appropriate course in Dashboard and then the module from the menu on the left-hand side of the Canvas page (see Figure 1 below).

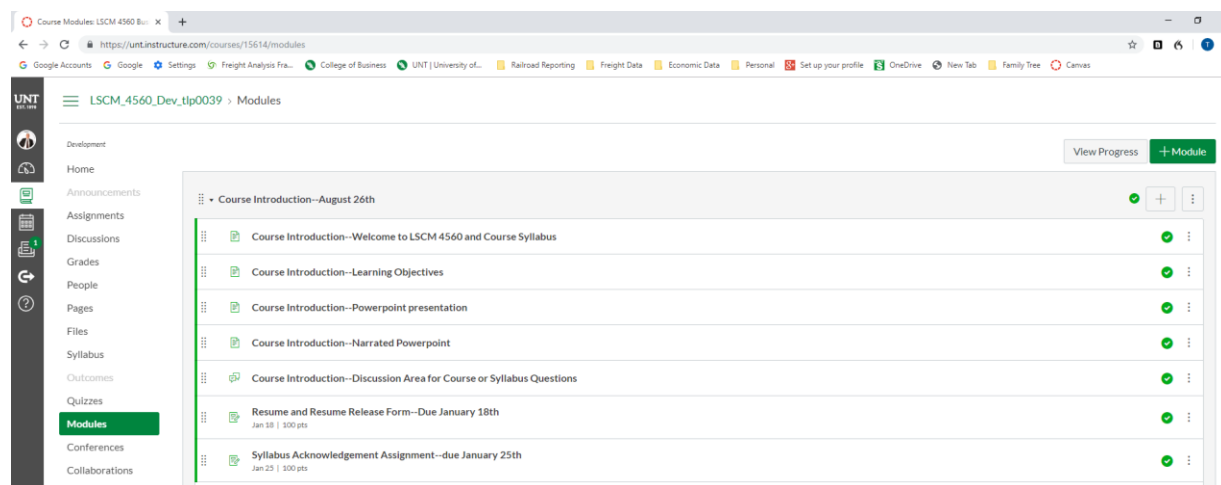


Figure 1: Course Module in Canvas

Outside readings:

Outside readings will be required for several class sessions. These readings will be posted by module in Canvas or can be downloaded from the UNT library.

Transportation Research Project:

Three-person teams will conduct a transportation research project addressing a current business problem in the transportation industry. Information regarding the research project is available on page 17 and on Canvas. The learning objectives provide detailed

information on how to conduct the research, format the research paper, and fulfill the assignment requirements.

Student teams will have access to several features within Canvas to facilitate on-line discussion, analysis and preparation of the research paper assignment. You may also make use of Skype, Zoom, or other on-line resources to meet to conduct your research.

Computers and Internet Software:

You will need Internet access and a web browser such as Firefox, Google Chrome, or Microsoft Internet Explorer.

You should not use Safari as your browser. If Safari is used, then the graphics used in exam and quiz questions will not be visible.

Course materials and assignments will be distributed via Canvas. You will be responsible for accessing Canvas to obtain all course materials and to post completed assignments.

For computer equipment, a camera with microphone is required to interact in the course. Access to a scanner is highly recommended as handwritten calculations on homework and the exams will need to be scanned and submitted as a pdf. You may use a mobile app to take pictures of work and submit as a pdf. (jpgs will not be accepted).

Adobe Acrobat Reader:

Adobe Acrobat Reader will be required to read the majority of these materials. Acrobat Reader is available free from the Adobe web site: www.adobe.com. Many of the printed materials required for this course will be saved in PDF.

PowerPoint Presentations:

PDF versions of the PowerPoint slides used for each module can be downloaded from Canvas. The PowerPoint files will be saved in two formats.

One version contains the PowerPoint slides in a slide per page for note taking. I would encourage you to download and print copies of the slides in advance reading the book chapter or viewing the narrated version.

The second version, created using power point narrated slides, can be viewed online using Canvas. This version provides narration and closed captioning. Many students find this version useful for reviewing material.

For the modules not contained in the course text, a PowerPoint file in note pages format or a draft book chapter will be provided. You are strongly encouraged to read the notes/book chapter to prepare for class and the corresponding quiz.

Course Objectives:

The overall course objective is to develop effective problem-solving skills for transportation management by obtaining an understanding of the key transportation concepts and issues affecting the movement of goods and people. The major objectives for the course include developing the capability for students to:

- Develop transportation strategies for movement of freight across the supply chain based on customer service constraints and cost trade-offs with other logistics components.
- Calculate freight charges and classify freight using the National Motor Freight Classification, TL and LTL quote systems, and dimensional weights.
- Apply facility location models (heuristics and optimization) to determine how transportation affects total logistics costs and site selection.
- Determine how transportation contributes to total logistics costs and how to make effective cost trade-offs with other logistics functions.
- Connect changes in transportation policy, regulation and funding to the performance, condition, and safety of the US transportation system.
- Select the most appropriate transportation mode for a shipment based on product attributes, total landed cost, and customer service objectives.
- Identify the leading transportation providers and explain how their capabilities have enabled these firms to achieve a competitive advantage in the marketplace.
- Apply key financial and performance indicators to determine the financial health and operational capabilities of a transportation provider.
- Compare and contrast the key differences between the operating and service characteristics of the transportation modes.
- Project future changes in the transportation system and their effect on logistics management and performance.
- Identify the key differences in the transportation modes, processes, intermediaries, regulations and documentation used in international and domestic transportation.
- Compare how insourcing versus outsourcing strategies for transportation affect service, performance, and competitive capabilities for a firm.
- Determine appropriate strategies for managing the shipper-carrier relationship.

COURSE FORMAT:

The course will be conducted completely on-line in an asynchronous distance format. This course will primarily rely on an on-line format. A key objective of this course is for you to develop an in-depth knowledge of the key concepts and professional knowledge in transportation management to enable effective decision-making. You must possess this knowledge to enter the profession and to understand the problems you will face in subsequent courses and logistics internships. Since there won't be lectures to avail student the opportunity

to pose questions that promote in-class discussion of key topics or current issues. Students are encouraged to pose questions in the discussion areas and engage in an active dialogue regarding key issues or policies affecting the transportation industry.

Learning Objectives for Class Sessions and Assignments:

Before you begin any chapter or assignment, you should first refer to the learning objectives posted in Canvas. I have essentially created a “mini-syllabus” for each chapter and assignment. You will find information on how I expect you to prepare, the reading and viewing of assignments, any required or recommended outside readings or videos, key learning objectives, and discussion questions.

I recommend you use the learning objectives as a study guide—ensure that you have identified and carefully read the sections in the book or PowerPoint slides that relate to these objectives. If you take thorough notes on these objectives, then you should be well-prepared for the quizzes and examinations. All examination and quiz questions will be linked to the learning objectives.

In several instances, the material in the primary course text may already be outdated. If the material in the PowerPoint slides contradicts or contains different information from the course text, you need to use the information contained in the PowerPoint slides. Grade challenges based on conflicting material in the course text will not be accepted.

Canvas Discussion Areas:

Any questions regarding the course should be posted in the discussion area. This approach will ensure all students benefit from your question and my response.

Assignments and Posting Homework:

Within the assignment modules, you will find instructions or guidelines for completing each assignment. Do not submit homework as an email or Canvas message attachment unless previously approved.

GRADING:

You should view the graded assessments, as an integral part of learning about logistics and supply chain management. Each graded element provides an opportunity for you to interact with the different problems frequently encountered by logistics professionals and to receive immediate feedback on how you have performed.

The graded elements within the course include three examinations, a research project, two graded homework assignments, daily quizzes, and professional development. The weights assigned to each element are shown below in Table 2.

Table 1: Graded elements for LSCM 4560

Graded Element	Percentage
Exam 1	20%
Exam 2	20%
Exam 3	20%
Research paper project	20%
Daily quizzes on learning objectives	15%
Introductions/Resume/Syllabus acknowledgement	5%
Total	100%

EVALUATION OF STUDENT PERFORMANCE:

Your course grade will be determined based on the following evaluation instruments:

Exams. Three exams will be given. The exams will consist of questions drawn from the readings, presentations, and homework assignments. You are responsible for the material even if it is not emphasized or directly mentioned in any of the narrated videos.

The exams will be administered using respondus lockdown browser on Canvas and must be taken during the scheduled number of days. Please refer to pages 16-17 for the exam deadline dates.

You should not use Safari as your internet browser when taking quizzes or exams. Graphics used in some questions will not be visible if Safari is used. Google Chrome is the preferred browser for viewing course content.

Experience strongly suggests you will learn much more (and thus perform better) in the class if you have completed the reading assignment before viewing the pre-recorded slides or taking the quizzes and examinations. The book chapters cover much of the material addressed in this course; however, I will cover material in addition to the text in the narrated PowerPoint slides. I strongly recommend that you take thorough notes.

Exams will focus on the chapters and modules contained in the class schedule; however, due to the nature of the course and subject matter, all exams contain some comprehensive elements. The exams will emphasize material identified in the learning objectives for each chapter or topic. No make-up exams will occur except in extraordinary situations that require approval before the scheduled exam. The exams are cumulative and not comprehensive; however, you must be familiar with basic concepts covered earlier in the class.

Quizzes. An online quiz in Canvas will be administered for every topic. Quizzes will consist of ten to twenty questions covering the material covered for the week. Failure to prepare for the quizzes may seriously affect your grade. The quizzes are representative of the multiple-choice questions you can expect to see similar questions on the examinations.

Transportation Research Paper. Teams of four to five students will conduct research involving key issues or problems confronting transportation and logistics professionals and produce a thoroughly documented research paper. The research paper guidelines and learning objectives are available on Canvas. Also see Canvas for submission guidelines and paper grading rubric.

Separate grades will be assigned to the team and to individual team members. The team grade will be adjusted by individual based on the feedback received from your teammates in the peer evaluations. The initial grade appearing in Canvas will be for your team. Once the peer evaluations have been received, your individual grade may be adjusted based on team feedback. As a result, you should actively participate in the project and support your team members.

Peer evaluations. Peer evaluations are required and will only be submitted once on the date shown in the syllabus. Attachment 6 contains the peer evaluation forms and instructions. A single peer evaluation will be used for assessing your team members' performance for the research paper.

Graded Homework Assignments. The graded homework assignments consist of introduction, resume, and syllabus acknowledgement assignments, and they account for 5% of your final grade. The assignments will be graded based on accuracy, professional appearance, ability to completely answer the question, as well as ability to follow instructions.

The graded homework assignments are an individual effort. Students must not discuss or exchange information for completing the assignments with other students. Failure to comply with this requirement will result in a failing grade for the assignment.

Figure 3 provides an example of how an Assignment will appear in Canvas.

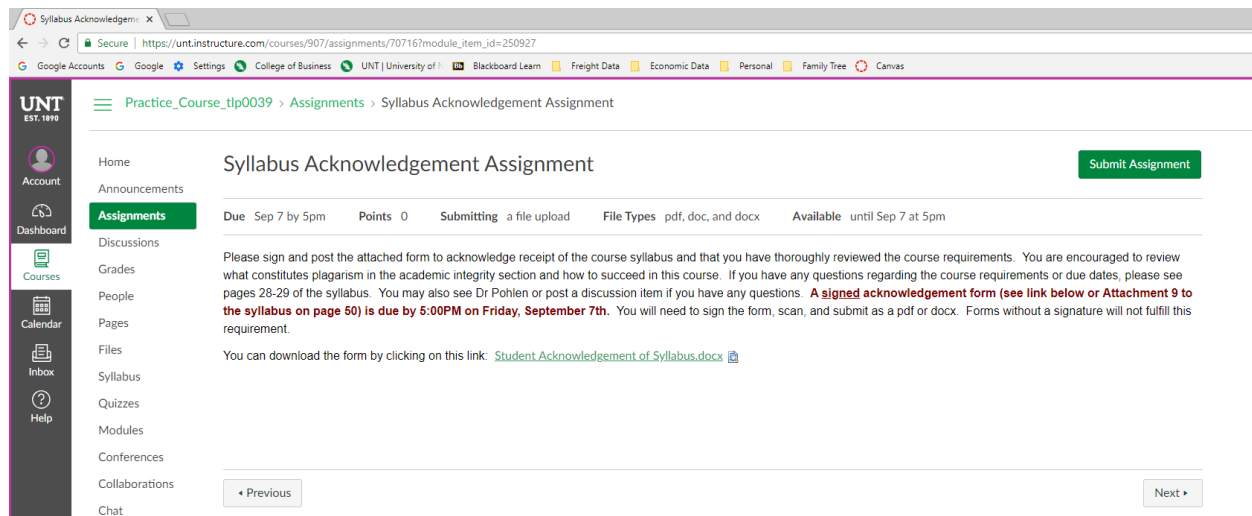


Figure 3: Assignment in Canvas

Professional introduction. Each individual in the course will be required to provide a professional introduction in the Canvas Discussion module. Please see the Professional Introduction discussion posting for the required minimum content. You may include additional information relevant to how you may contribute to the research paper.

The purpose of this discussion posting is to assist you in better knowing the other participants in the class so you can make effective decisions in selecting team-mates for research paper. The professional introduction will contribute to your overall class participation grade for the course.

Syllabus acknowledgement. All students must acknowledge receipt and an understanding of the requirements contained in the course syllabus. Attachment 7 can be signed, scanned and submitted on Canvas to complete this requirement.

Assignments and Due Dates:

You are expected to approach each assignment with the professionalism required in the “real” world by fulfilling completed staff work. Each assignment is due on the date shown on Canvas. An electronic copy must be submitted in Canvas. A 50% penalty will be assessed for submissions within 24 hours after the assignment is due (one day late). A 100% penalty will be assessed for submissions more than 24 hours after the assignment is due. Correct spelling, grammar, and punctuation are expected and will be considered in the grading of all assignments. The overall appearance and professionalism of the submission will also be considered in the grade.

Please refer to the course schedule on pages 16-17 and the learning objectives for each assignment to obtain more detailed information.

RESPONSE AND GRADING TIME GOALS:

I will do my best to address discussion postings and Canvas messages within one business day (weekends not included).

For examinations, the multiple-choice questions will be completed before the next week's module. However, the correct answers will be made available before the next week's module so you can perform a self-assessment.

The return of assigned homework has a goal of a five-business day turn-around time, but class performance and the amount of required feedback may delay the return. The answers, accompanying detail, and the grading rubric will be made available prior to the next class period to enable a self-assessment and grade projection.

Research papers typically require two to three hours per submission to evaluate. Due to the class size, the turn-around time may take two or more weeks. The grading rubric is available to facilitate a self-assessment and grade projection.

Grading Scale:

The following grading scale is guaranteed. You will receive no less than the grade listed within the appropriate interval (Table 3). I reserve the right to adjust the grading scale in favor of the class if warranted.

Numeric grades for the final are not rounded up to the next higher letter grade. I frequently curve the grades for many of the assessments in the course. Rounding of the final numeric grade would result in an additional curve for a limited number of students near grade "breaks." For example, a final numeric grade of 89.9 will not be rounded upward and result in a final letter grade of B.

Table 2: Grading Scale for LSCM 4560

Grade	Numeric Range	Grade Points
A	90 to 100	4.0
B	80 to 90	3.0
C	70 to 80	2.0
D	60 to 70	1.0
F	Below 60	0.0

HOW TO SUCCEED IN THIS COURSE:

The following actions are provided to assist in you in succeeding in this course:

- Review study methods you may have encountered in other classes or preparatory college courses.
- Purchase the course text.
- Carefully review the learning objectives for each chapter/module. I have posted these objectives in Canvas for each chapter. The exam and quiz questions directly correspond to the learning objectives.
- Read the course text and other required assignments.
- Review the narrated PowerPoint and recommended homework for each chapter/module. The narrated PowerPoint contains my notes for each slide.
- Take careful notes and review your notes shortly after reviewing the material. Please see the note-taking section within Canvas for information to assist you in taking effective notes.
- Form an online study group. The study group can exchange notes, discuss key topics, and prepare for the exams.
- Be selective and wisely choose your team members.
- Contribute to the research project assignment—your grade is dependent on the peer evaluations submitted by the other team members.
- Submit all homework and other assignments—many students lose five percent of their grade by not completing the required assignments. Even one percent often makes the difference between letter grades.
- Check Canvas daily for updates.
- Review on-line tutorials for Excel such as those available in YouTube or Lynda.com to learn how to perform different types of calculations or to use Solver.
- Take advantage of the resources available in the UNT Learning Center, <https://learningcenter.unt.edu/>, which include sessions on how to study, notetaking, speed reading and other useful tools.

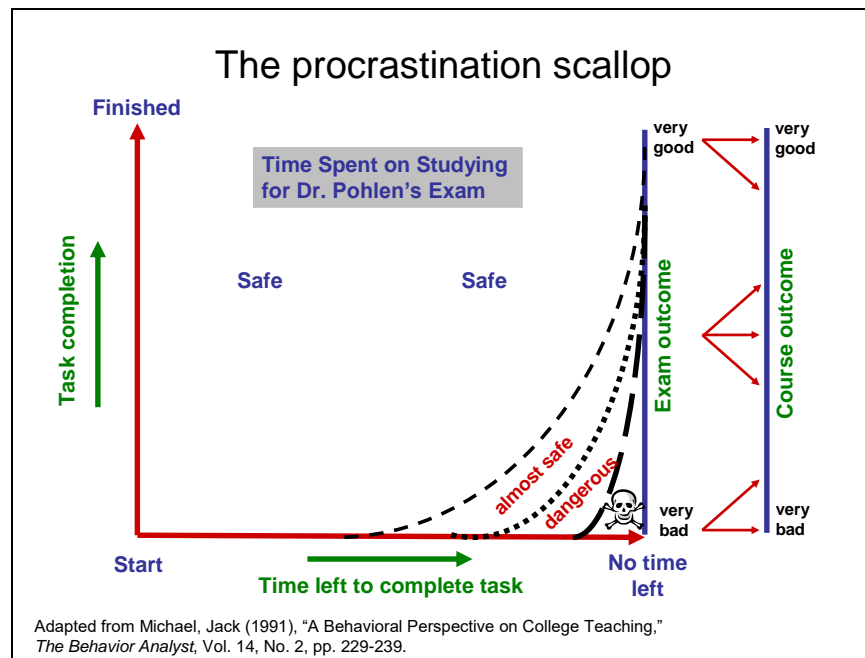
Exam Studying & Preparation

I strongly recommend that you use the chapter/module learning objectives posted in Canvas when reading the chapters, viewing the narrated PowerPoint files, and studying for the exam. When reading the chapter, you should search for the content regarding each objective. When taking notes from class lectures, I recommend you incorporate the key points made in the narrated PowerPoints and “flesh out” the answers or notes for each objective.

As you prepare for each exam, you should carefully review your notes. Ensure that you understand each objective and the notes you developed. Key questions you should ask yourself include: “why is this important to understanding logistics and transportation, how does this material relate to the other topics covered in class, and how does this material affect logistics and transportation performance?”

In this logistics course, you are expected to take the initiative, plan and read ahead, and study the assigned materials in order to fully understand the topics and be prepared for in-class discussion and assessments. A considerable amount of self-discipline is expected from you. If you wait until the weekend or night before an assignment is due or an assessment will be taken, then you have made a tremendous mistake and will likely incur a high penalty in terms of your grade. In addition, you will not benefit from the time and resources you have already put into your educational experience.

Individuals that spend two to four hours for each chapter will most likely receive an A for the course. Sometimes this may not be the case, but a strong correlation exists between students that prepare and excel on the examinations. [Don't worry, be healthy: Zen and the art of not procrastinating](#) I developed the chapter objectives to ensure that you can make the most effective use of your study and preparation time and can concentrate on the material that will be emphasized on the quizzes and examinations.



Exam Policy and Procedures:

All examinations and quizzes will be performed through Canvas. Exams are to be taken without the aid of any other person or materials.

Tests must be taken within the assigned dates. No misses will be permitted from any scheduled examination without prior notification sent to the instructor. Make-up examinations will only be permitted if extraordinary circumstances have occurred and are deemed excusable by the course instructor or the Dean of Students. In other words,

students are not entitled to “make-up” a missed examination. Any unexcused miss of an examination will result in a grade of “zero.”

Extra credit:

This course does not have any extra credit assignments or opportunities.

Library Assignments:

Students are expected to use the library to research material for their research paper. Students can access the UNT library’s electronic resources to obtain full-text access, www.library.unt.edu.

Written Communication Skills:

This course requires a team research paper and two individual assignments. Assignments have open-ended or essay content.

Computer Applications:

The Internet provides considerable resources for accomplishing the research paper and for obtaining additional information regarding the subjects covered in the class. Course materials will be accessed via the Internet using Canvas. Students are encouraged to use the Internet.

This course will require students to develop an intermediate level understanding and application of Excel to transportation problems. Students will also require extensive use of an internet search engine, Adobe Acrobat, a graphics program, and Microsoft Word and PowerPoint.

Due to the on-line format of this course, students are required to have access to the internet, Canvas, a computer with camera and microphone, and the ability to scan and save files in a pdf, docx, and xlsx formats as appropriate for the assignment.

Environmental Issues Covered:

Class discussion will address transportation’s effect on the environment when discussing transportation and the economy, transportation regulation, sustainability and corporate responsibility, different transportation modes, and future directions for transportation.

“Supply chain management is the integration of key business processes from end user through original suppliers, that provides products, services, and information that add value for customers and other stakeholders.”

Lambert, D.M. and M.C. Cooper (2000), “Issues in Supply Chain Management,” *Industrial Marketing Management*, Vol. 29, pp. 65-83.

Ethical Issues covered:

The course will include material concerning ethical issues primarily among the material on transportation regulation and pricing. The role of ethical business conduct will be discussed as appropriate when covering other course topics. Ethical behavior in intercompany relationships is part of the discussion of these topics.

Academic integrity:

Cheating, plagiarism, or other inappropriate assistance on examinations, homework, or the research paper will be treated with zero tolerance and will result in a grade of “F” for the course. Any work on the research paper is to be treated identically to an examination: the work must be entirely yours with ABSOLUTELY NO outside help or assistance. When working on the assignments or the case, you must not discuss your work with anyone (other faculty or other students) unless specifically approved by the course instructor.

You must footnote all outside sources used when preparing your assignments and the project. Copying or using material from any source, including assignments, cases or papers previously submitted by other students (at UNT or other learning institutions) or downloaded from the Internet is plagiarism. If you quote material, you must cite your sources. Large scale “cutting and pasting” from other sources, even if properly footnoted does not meet the criterion of submitting your own work and will result in a failing grade for the course.

All team members will be held accountable for any material presented in the research paper project. Students may only discuss the research paper with their teammate(s). Students may research materials from outside sources; however, the use of any case analyses, papers, or any related material that have been previously submitted in another course (even if at another university or learning institution), obtained from a student outside of their team, purchased on-line, downloaded from an on-line source, or obtained in any other manner constitutes plagiarism for this course. If any team member has plagiarized any content submitted for the transportation research project, then the entire team will receive a failing grade for the entire course.

The examination instructions are very clear regarding what materials may be used on the exam. If you use any materials other than those permitted on the exam, exchange information with other individuals during the exam, exchange information about an exam with an individual that has not taken the exam, or copy or use material from another individual’s exam, you will receive a failing grade for the course. Any student discovered using an examination, even if for study purposes, from a previous semester of this course will receive a failing grade.

According to UNT Policy 06.003, Student Academic Integrity, academic dishonesty occurs when students engage in behaviors including, but not limited to cheating, fabrication, facilitating academic dishonesty, forgery, plagiarism, and sabotage. A finding of academic dishonesty may result in a range of academic penalties or sanctions ranging from admonition to expulsion from the University.

AMERICANS WITH DISABILITIES ACT:

The University of North Texas makes reasonable academic accommodation for students with disabilities. Students seeking reasonable accommodation must first register with the Office of Disability Accommodation (ODA) to verify their eligibility. If a disability is verified, the ODA will provide you with a reasonable accommodation letter to be delivered to faculty to begin a private discussion regarding your specific needs in a course. You may request reasonable accommodations at any time, however, ODA notices of reasonable accommodation should be provided as early as possible in the semester to avoid any delay in implementation. Note that students must obtain a new letter of reasonable accommodation for every semester and must meet with each faculty member prior to implementation in each class. Students are strongly encouraged to deliver letters of reasonable accommodation during faculty office hours or by appointment. Faculty members have the authority to ask students to discuss such letters during their designated office hours to protect the privacy of the student. For additional information, refer to the Office of Disability Accommodation website at <http://www.unt.edu/oda>.

FINAL GRADE APPEALS, WITHDRAWALS, AND INCOMPLETES:

Please refer to the UNT Undergraduate Catalog for policies governing these actions. If you have any questions, please contact me for clarification.

Any request for an incomplete must be submitted in writing to the course instructor. The decision to assign an incomplete, rests solely with the Dean of Students and the course instructor. As a general rule, incomplete grades will be assigned due to unusual or extraordinary circumstances and only to students who have completed most of the course up to the last day to withdraw from classes but who, as a result of circumstances beyond their control, such as a major illness or family emergency, are unable to complete the course.

The student's written request may be accomplished by email. The request must clearly identify the timeline for accomplishing any remaining course requirements. The timeline and due dates must be acceptable to the course professor. The incomplete may only cover the portion of the course that was missed by the student. Incomplete grades will not be assigned in order for a student to have more time or to re-take or re-do portions of the course that have already been completed.

EXAM AND ASSIGNMENT GRADE APPEALS:

If you disagree with how any assignment, quiz or examination was graded, you must submit a written appeal by Canvas message before the end of the following week (Friday, 5:00PM). The message must clearly state the rationale for the appeal and provide evidence to support your position. For example, you may cite text references, PowerPoint slides, or outside readings to support your position—these must be clearly referenced by title and page number. The rationale should be objective in nature and should not include subjective opinions. Appeals that do not provide supporting rationale and specific reference(s) to course materials will be returned without consideration.

COURSE DISCLAIMER:

The schedule, policies, and assignments, contained in this course syllabus, are subject to change in the event of extenuating circumstances, class progress, or by mutual agreement between the instructor and the students. All changes will be announced prior to taking effect with a posted change to the syllabus being placed in Canvas.

CLASS SCHEDULE & READINGS ASSIGNMENTS

LSCM 4560, TRANSPORTATION MANAGEMENT

(Section 007) Online

Note: all assignments due by 5:00PM on the Friday of the week indicated

Class Week	Modules/Chapters
Week 1 Beginning May 20, 2024	Module 0: Course Introduction/Syllabus Chapter 2 Module: Transportation in the United States Transportation, Logistics, and Supply Chain Management Chapter 1: Global Supply Chains
Week 2 Beginning May 27, 2024	Module: Facility Location Chapter 2: Transportation Demand and Economics
Week 3 Beginning June 03, 2024	Chapter 12: Government Roles in Transportation (pp. 401-419) Transportation Regulation and Deregulation. Government Roles in Transportation (pp. 419-429) Transportation Promotion and Public Policy Exam 1: (Chapters 1, 2, 12, Transportation in the US, and Facility Location)
Week 4 Beginning June 10, 2024	Chapter 5 Module: Motor Carriers Module: Vehicle Routing
Week 5 Beginning June 17, 2024	Chapter 6 Module: Rail Carriers

	Module: Intermodal Transportation
Week 6 Beginning June 24, 2024	Chapter 7 Module: Air Carriers Chapter 8 Module: Pipeline Carriers
Week 7 Beginning July 01, 2024	Module: Domestic Water Carriers Module: Costing and Pricing of Transportation Chapter 4 Exam 2 (Chapters 5 – 8, Intermodal, and Vehicle Routing)
Week 8 Beginning July 8, 2024	Module: Carrier Strategies Module: Shipper Strategies
Week 9 Beginning July 15, 2024	Chapter 9: Third Party Logistics Module: Private Transportation
Week 10 Beginning July 22, 2024	Chapter 13 Module: Principles of Transportation Module: Transportation Security Exam 3. (Chapters 4, 9, 13, Transportation Security, Principles, Carrier Strategies, Shipper Strategies, Ecommerce, and Private Transportation)

Attachment 1

Important Dates— Summer 2024 Semester

These dates are provided for information purposes only. Students should refer to the [UNT registrar](#) for the most current and official dates:

Transportation Research Paper and Grading Rubric

This assignment requires teams of three students to research a topic related to transportation and to author a paper from their research. Completion of this assignment will require a significant effort in terms of identifying relevant material, analyzing the material to determine key topics, issues, and relevance to transportation management; and composing a well-organized and written paper.

The overall purpose of the research paper is to increase your understanding of transportation and the challenges and opportunities associated with moving freight by multiple modes.

The objectives for this assignment include:

- Gaining an in-depth knowledge of transportation.
- Developing an understanding of research and other related materials available to transportation professionals.
- Organizing and presenting information in an informative format for senior management.
- Working in a group environment—developing leadership skills.

The key learning outcomes for this assignment are that you will have achieved an understanding of:

- transportation management
- the key opportunities and challenges confronting transportation.
- the key issues affecting the future development of transportation and facilities.
- how each mode supports or contributes to transportation.
- the key transportation intermediaries and the roles they play in facilitating freight shipments.
- key trends in transportation
- the resources available regarding transportation management
- how transportation supports a company's overall corporate, marketing, and customer service strategy
- how transportation modes and carriers fit within the national and international transportation networks
- the relationship between transportation, facility location, and economic development.

Research Topics:

Global supply chains are constantly impacted by regulatory changes and evolving operating environments. Ongoing issues include: environmental sustainability; adequate supply of labor; capacity, in terms of infrastructure and equipment; new technology; market share; cargo flows (in terms of trade balances); and ultimately profitability.

Your paper must address an aspect of transportation management. Potential topics for the paper include:

- Use of autonomous trucks—issues affecting acceptance, challenges, and Benefits.
- Last mile delivery and challenges—address both urban and rural areas
- Dakota Access Pipeline
- Use of unmanned aerial vehicles (UAVs) for package delivery to include issues affecting acceptance and federal regulations.
- Drug testing and effect on driver availability and trucking capacity.
- Transportation brokerage and use of online brokerage services.
- Truck driver shortage
- Precision railroading (PSR)
- Effect of COVID-19 on air freight and air cargo carriers
- Effect of COVID-19 on motor carriers
- Effect of COVID-19 on rail carriers
- Effect of COVID-19 on global sourcing and implications for domestic transportation
- Ecommerce and third-party logistics providers—potential implications for transportation

- Omni-channel logistics and impact on transportation
- Trade War with China and effect on Global Sourcing and Transportation
- Effect of the Panama Canal on transportation and trade patterns
- Amazon as a transportation provider/third party logistics provider
- Use of vehicle miles traveled (VMTs) as an alternative to fuel tax to fund highway infrastructure
- Freight mobility planning—how will federal and state plans affect future freight transportation in the United States
- Texas-Mexico trade and effect on transportation
- Pipeline construction, eminent domain, and the challenges affecting the transportation of energy products
- Electronic commerce and last mile delivery
- Shippers using intermodal transportation—why, challenges, key factors affecting their decision process.
- Non-vessel owning common carriers versus freight forwarders—description, services offered, marketplace, challenges, who do they serve, relationship with ocean carriers, railroads, and other transportation providers Transportation Management, LSCM 4560, Fall 2020 37
- Inland ports and intermodal hubs
- Use of longer combination vehicles (LCVs) on highways.
- You may select from any of the above topics or identify a different topic. The topics must be posted in canvas before 5:00PM on Friday, June 17th. Topics may not be duplicated. As a result, you should select your topic early to obtain the one you want to research.

Submission format:

Each team will submit a research paper. The paper will consist of:

A cover sheet containing the title of the paper, the team name, and the names of each team member

Table of contents identifying major sections of the paper and the corresponding page number.

One-page executive summary that concisely summarizes the content of the entire research paper

Introduction—explains the topic, purpose of the paper, and how the purpose will be accomplished.

Content—should include a minimum of three major sections which address different aspects, key issues, variations, etc. of the topic.

Discussion and conclusion—identify and explain the major conclusions that can be drawn from the research effort.

References

The research paper has a minimum length of 20 pages; however, my expectations are that the paper will be at least 20 pages of text in addition to the cover page, executive summary, and bibliography. The paper must cite at least 20 sources with 10 being from professional or academic journals, professional or government white papers, or newspaper articles. The remaining sources may be from internet sources but must have a complete citation.

Any figures or tables should be imbedded within the text where appropriate. Do not reference a table or figure and then place at the end of the paper as an attachment or appendix. Your references should use the end notes feature within Microsoft Word. This approach will cause the references to be sequentially listed at the end of the paper.

The file name should be: teamname_researchpaper.docx

Suggested sources:

This paper should be written for a target audience of business professionals. As a result, you need to write in a very direct, concise, and business-like style. Your focus is 38 Transportation Management, LSCM 4560, Fall 2020 to address current and relevant conditions affecting transportation. As a result, you will need to use sources with current information to include extensive internet searches. Please ensure you carefully well document any and all sources used in your research.

The following list of professional and academic journals, websites, and organizations contains a starting point for your research. This list is not all inclusive.

Professional and academic publications:

Inbound Logistics (on-line professional magazine), inboundlogistics.com
Journal of Commerce (professional magazine), available through the UNT library
Logistics Management (professional magazine), logisticsmgmt.com
World Trade 100 (professional magazine), worldtradewt100.com
World Review of Intermodal Research, (academic journal), available through the UNT library
Transport Topics, (professional magazine), available through the UNT library

Professional organizations:

American Association of Port Authorities
American Short Line & Regional Railroad Association
American Trucking Associations
Asociacion Mexicana del Transporte Intermodal A.C.
Association of American Railroads
Bureau International Des Containers
Coalition for Americas Gateways and Trade Corridors
Coalition for Responsible Transportation

Eno Transportation Foundation
European Intermodal Association
Hong Kong Trade Development Council
Institute of International Container Lessors
Intermodal Association of Chicago
Intermodal Association of North America
International Warehouse Logistics Association
National Customs Brokers & Forwarders Association of America
National Defense Transportation Association
National Industrial Transportation League
National Private Truck Council
NASSTRAC - National Shippers Strategic Transportation Council
Ocean Carrier Equipment Management Association (OCEMA)
Ontario Trucking Association
The Institute of International Container Lessors
Transportation Association of Canada
Transportation Intermediaries Association
Transportation Marketing & Sales Association Transportation Management, LSCM 4560, Fall 2020 39
Transportation Research Board
Truckload Carriers Association
World Shipping Council

Glossary of intermodal terms:

[Intermodal Glossary](#)

<http://www.intermodal.org/information/glossary.php>

Other:

[Bureau of Transportation Statistics](#)

Interviews with industry professionals are acceptable. However, please use your network to establish contact and identify key individuals. “Cold calling” companies engaged in transportation rarely produces good results.

Format for bibliography entries:

Article:

Furst, Stacie A, & Cable, Daniel M (2008). Employee resistance to organizational change: managerial influence tactics and leader-member exchange. The Journal of Applied Psychology, 93(2), 453-62.

Book:

Glaser, B.G. and Strauss, A. L. (1967), *The Discovery of Grounded Theory: Strategies for Qualitative Research*, AldineTransaction, Piscataway, NJ.

Internet:

Bureau of Transportation Statistics, U.S. Department of Transportation, National Transportation Statistics, Table 1-50, http://www.rita.dot.gov/bts/sites/rita.dot.gov.bts/files/publications/national_transportation_statistics/2010/html/table_01_50.html, accessed December 30, 2013.

Figures and Tables

All tables, figures, and graphics must be embedded within the text. You should not place as an appendix at the end of the paper unless extremely lengthy. Each insert should have a numbered caption below.

40 Transportation Management, LSCM 4560, Fall 2020

Spacing

The executive summary will be single spaced with no spacing between paragraphs. You should not use headings with the executive summary.

The research paper should be double-spaced. Headings and sub-heading should be used as appropriate to assist the reader in identifying major sections of the paper. Major headings must be used for the Introduction, Discussion, and Conclusion sections. You may use other heading names as appropriate for your paper. The bibliography is single spaced. A single line should be inserted between each reference.

Additional writing resources

If assistance is required with developing your writing skills, several texts are available that may be of assistance:

Grammar:

Hodges, J.C. and M.E. Whitten. *Harbrace College Handbook*, 9th ed. (1984), New York: Harcourt brace Jovanovich.

Corbett, E.P. *The Little English Handbook: Choices and Conventions*, 4th ed. (1984), Glenview, IL: Scott, Foreman and Company

Style:

Strunk, W. Jr., and E.B. White. *The Elements of Style*, 3rd ed. (1990), Chicago, IL: The University of Chicago Press

Usage:

Bernstein, T.M. *The Careful Writer: A Modern Guide to English Usage*, New York: Atheneum.

American Psychological Association. *APA Manual*, 5th ed. (2001), Washington, D.C.

Szuchman, L.T. and B. Thomlison, *Writing with Style: APA Style for Social Work*, (2000), Belmont, CA: Wadsworth Publishing.

Grading rubric for the Transportation Research Paper can be found on the submission page on Canvas

The following deductions will occur after the paper has been scored using the rubric on the previous page:

Graded element	Mandatory Deduction
Topic not submitted on time	5 points
Topic not approved in advance of outline	5 points
Outline not submitted or not submitted on time	5 points
List of references not submitted or submitted on time	5 points
Minimum of 10 sources cited in the paper from professional, academic, or government sources not fulfilled	2 points per source below 10
Minimum of 20 sources cited in the paper	2 points per source below 20
Minimum of 20 pages of text (not including diagrams or figures, executive summary, references)	10 points per page below 20 pages
Title page or table of contents missing	5 points for each
Executive summary (one full, single-spaced page)	Up to 10 points

Attachment 6
LSCM 4560
Peer Evaluations

In addition to the research project submission, each group member will provide an evaluation of their individual performance and of each group member's performance for the Megabox case assignment using the forms included in this attachment. This measure allows you to identify the level to which your team member has helped the group. This evaluation is your chance to identify and reward/penalize both excellent and poor performance of group members, as well as your own. It is the only grade measurement where you play a role in determining your own grade or of your peers.

Peer evaluations will be performed anonymously using the rating forms attached to this syllabus. You can obtain an electronic version of the forms by downloading the syllabus from Canvas. Please submit your evaluations in the assignment's module for "Peer evaluations". I strongly recommend you review the peer evaluation sheets so you can become familiar with the requirements for team and course participation.

I will incorporate the peer evaluations as part of your grade for the case assignment. The following formula will be used to adjust your grade:

$$\frac{\text{Individual average}}{\text{Team average}} * \text{Team grade} = \text{Individual grade}$$

The formula allows an individual to receive a grade higher than the team grade if the team members considered the individual's performance to be higher than the other team members. NOTE: A forced ranking is required! You must place each individual's participation in rank order. For example, the top performer should receive a V, the second a IV, etc. If a peer evaluation form is submitted with all team members receiving the same score, then the entire team will receive a one-letter grade deduction.

You will only receive an average score and written feedback when the case analysis is evaluated. You will not receive frequencies or distributions of scores.

PERFORMANCE RATING FORM

NAME _____ DATE _____

PERFORMANCE REVIEW PERIOD: _____

EVALUATOR: PEER SELF PROFESSOR OUTSIDE OBSERVER

INSTRUCTIONS:

Use the Performance Factors handout to rate your team member. Follow guidelines given in the handout. Use back of form to include additional comments. If you have any questions, contact me.

FACTOR	RATING (Circle One)	COMMENTS
1. Quality of work	I II III IV V NA	
2. Timeliness of work	I II III IV V NA	
3. Task support	I II III IV V NA	
4. Interaction	I II III IV V NA	
5. Attendance	I II III IV V NA	
6. Responsibility	I II III IV V NA	
7. Involvement	I II III IV V NA	
8. Shares resources	I II III IV V NA	
9. Emotional/ motivational support	I II III IV V NA	
10. Leadership	I II III IV V NA	
11. Overall Performance	I II III IV V NA	

PERFORMANCE RATING FORM

YOUR NAME _____ DATE _____

PERFORMANCE REVIEW : Megabox Case Analysis

INSTRUCTIONS:

Use the Performance Factors handout to rate each of your team members and yourself. Follow guidelines given in this syllabus. Create a second page if you want to add comments. If you have any questions, contact me. Enter an I-V or NA (not applicable) for each dimension for each person on your team. Make sure you put your teammate's name in Column Heading, enter self scores in column one. You must rank order each team member's participation—DO NOT assign the same rank to everyone.

TEAMMATES (ENTER NAME IN COLUMN HEADING)

FACTOR	SELF				
1. Quality of work					
2. Timeliness of work					
3. Task support					
4. Interaction					
5. Attendance					
6. Responsibility					
7. Involvement					
8. Shares resources					
9. Emotional/ motivational support					
10. Leadership					
11. Overall Performance					

Attachment 7
Student Acknowledgement and Acceptance

I have received and read the LSCM 4560 course syllabus and understand all of the requirements stipulated therein. I am aware of the course information and requirements regarding:

Plagiarism and penalties

Individual effort on homework assignments

Requirement to contribute on team assignments and use of peer evaluations

Class attendance

Executive lecturer and on-boarding program participation

Grading and graded elements

Assignments, exams, quizzes and due dates

Use of Canvas and remote format for the class including requirement of have access to a computer with internet connection being required for the course

Signature

Date

Printed Name