

THEATRE 1046 Stagecraft I

Tuesday/Thursday 12:30 –1:50
RTFP Design Studio Room 137


Instructor Contact

Name: Matthew McKinney
Pronouns: He/His
Office Location: 213
Office Hours: M/W 11:00-12:00
Email: Matthew.McKinney@unt.edu

Course Objectives

This course will introduce the beginning theatre artist to the incredible variety of work that takes place “behind the scenes” of theatrical production. We will examine the process by which the physical production comes together. We will examine the technical issues and solutions that are found in many productions with specific regards to:

- Tools and Materials
- Wood and metal working
- Basic scenery
- Stage terminology
- Knots and rigging
- Basic drafting
- Special Effects
- Advanced constructions techniques
- Technical rehearsal process



At pertinent steps along the way, we will pick up the tools of the trade and perform the tasks required of the technical director in realizing a design, including your own personal project which you will be responsible for from concept to completion.


Materials

Text Books

- *Illustrated Theatre Production Guide* (3rd ed.)by John Holloway
- *Backstage Handbook* by Paul Carter

Required Materials:

- Safety Glasses (I will provide)
- Minimum 16 foot Tape Measure (I will provide)
- Architects Scale Rule
- Pencil and Notebook



Class Format

• **Lecture:** The Tuesday, Thursday class meetings are lecture format with some time devoted to hands on training. Student participation in lecture, when asked, is encourage. Attending the lecture is expected. However, things do come up that may take priority, see the class participation section.

• **Lab:** Lab is very participatory. You will be working with tools and other equipment on department productions. You will get dirty. Please dress appropriately and come prepared to learn (lockers can be checked out from me). Lab should be fun. Please keep a positive attitude and you will be surprised what you can learn.

You will determine your lab schedule for work in the Scene Shop during shop hours of:

- Mon-Fri 1:00 – 6:00
- Mon & Wed 10:00 – 12:00

You are responsible for 30 lab hours for the semester. you are required to complete a minimum of 2 hours session, 1 session per week for 15 weeks. You may also have longer sessions or do multiple sessions per week. You will commit to your own schedule for them semester in the first week of class.



There are limited time slots available for each workday (during shop hours). There will be a link in Canvas to a site where you may sign up for the hours you want to come in. You are responsible for tracking your lab hours throughout the semester.




Class Participation

- Attendance and participation counts 150 Points towards your final grade
- After 2 unexcused absences 50 points will be removed for each subsequent absence
- 3 tardies (1-15 minutes late) will count as an absence
- If you are more than 15 minutes late you are considered absent

Course Requirements

• Attendance and Participation	150 Points
• Lab Hours	150 Points
• Assignments:	
○ Hand tool research	50 Points
○ Wine Bottle Stand	50 Points
○ Drafting Project	50 Points
• Quizzes:	
○ Tool Safety Quiz <i>(must pass with 85% for course credit)</i>	50 Points
○ Materials and Scenery	50 Points
○ Organic Scenery	50 Points
○ Knots	50 Points
○ Rigging and Soft goods	50 Points
• Final Exam:	150 Points
• Final Project:	
○ Drafting	50 Points
○ Product	100 Points
• TOTAL	1000 Points



Turned in
late work

Grading

- A = 900-1000, B = 800-899, C = 700-799, D = 600-699, F = 500-599

Your assignments must be on time. If you are unable to have your work at the start of the class it is due, the grade will drop 50% if turned in within 24 hours. After 24 hours it will not be accepted. This of course will be amended for excused absences.

Course Calendar

Week # DATE	TUESDAY	THURSDAY
1 1/17	CLASS: Meet & Greet, Syllabus, Tower Building	CLASS: Shop and theatre Terminology Tour READ: Chapter 3,4,5
2 1/24	CLASS: Hand tool Assignment & Large tool tutorial 1 – MITER SAW READ: Chapters 10 & 11	CLASS: Large tool tutorial 2 – TABLE SAW READ: Chapter 12
3 1/31	CLASS: Large tool tutorial 3 – DRILL PRESS,BAND SAW, BELT SANDER DUE: Hand tool Research paper (ONLINE SUBMISSION)	CLASS: Hand Tool Research Presentation DUE: Hand Tool Research
4 2/7	QUIZ: Tool safety quiz CLASS: Wine Bottle Project 1	CLASS: Wine Bottle Project 2
5 2/14	CLASS: Drafting READ: Chapter 19 DUE: Wine Bottle Stand	CLASS: Flats: Construction, materials, cut lists READ: Chapter 15
6 2/21	CLASS: Materials of Scenery READ: Chapter 13 & 14 DUE: Drafting Project	QUIZ: Materials & Scenery quiz CLASS: Knots READ: Chapter 7
7 2/28	CLASS: PLATFORMS & STAIRS READ: Chapter 16 & 17	QUIZ: Knots quiz CLASS: Special Effects - Water
8 3/7	CLASS: Organic Scenery	QUIZ: Organic Scenery quiz CLASS: Rigging: Components, running a line set READ: Chapter 8
9 3/14	SPRING BREAK	SPRING BREAK
10 3/21	CLASS: Soft goods: Types, materials, how to fold READ: Chapter 6	QUIZ: Rigging and soft goods CLASS: Jobs in technical Theatre READ: Chapter 1
11 3/28	CLASS: Technical Rehearsals READ: Chapter 2	CLASS: FINAL JEAPORDY - STUDY SESSION
12 4/4	FINAL: Final exam in class	CLASS: Personal Projects Assigned READ: Chapter 18
13 4/11	CLASS: Personal Projects Lab DUE: Project Submissions	CLASS: Personal Projects Lab DUE: Plan of action, material requests
14 4/18	CLASS: Personal Projects Lab DUE: Project drafting, cut list	CLASS: Personal Projects Lab
15 4/25	CLASS: Personal Projects Lab	CLASS: Personal Projects Lab
15 5/2	CLASS: Personal Projects Lab	CLASS: Personal Projects Lab
	FINAL: FINAL PROJECT PRESENTATIONS	