



# Welcome to ARCH 2800 - Archaeological Science!

This is an **online** course. All coursework is delivered [asynchronously](#) in Canvas.

## Instructor



Dr. Kara A. Fulton (*she/her\**), *Clinical Professor*, [Kara.Fulton@unt.edu](mailto:Kara.Fulton@unt.edu)  
*\*What are personal pronouns and why do they matter?*  
 Connecting with each other in large classes, especially online, can be challenging.  
 Please always feel free to reach out to me, even if it's just to say hi! 😊

### Teaching Assistant (TAs):

- Savanna Ramsay, [SavannaRamsay@my.unt.edu](mailto:SavannaRamsay@my.unt.edu) – Teams 1-5
- Alexa Ayala, [AlexaAyala@my.unt.edu](mailto:AlexaAyala@my.unt.edu) – Teams 6-10

**Office Hours are posted in Canvas.** The purpose of office hours is to get help -- that can be with things from class you don't understand or are struggling with, topics you want to pursue in greater detail, or to talk about grad school/internships/research/etc.

## Communication Expectations

**Important:** Only send email from your official UNT email address or using Canvas messages. Messages from other platforms are likely to go to the spam folder and may not be answered. **Please allow up to 48 hours for a response (excluding weekends).**

1. For **general questions** about the course or assignments, post to the Class Q & A discussion forum on Canvas so that it's beneficial to the whole class.
2. For **questions about grades**, contact your TA.
3. For **questions about anything else**, contact your professor.

It's completely okay to have questions - in fact, I expect you to have some! This is a college class, meaning **you're expected to learn new knowledge and how to do new things**. Some aspects of this course are challenging for many students. You are not alone in this learning process, and **we're all here to help support each other**.

### Communication Resources

- [Online Communication Tips](#)
- [Advice for Emailing Professors](#)

I value the many perspectives students bring to our campus. Please work with me to create a classroom culture of open communication and mutual respect. All discussions should be respectful and civil. Although disagreements and debates are encouraged, personal attacks are unacceptable. Together, we can ensure a safe and welcoming classroom for all. If you ever feel like this is not the case, please let me know. **We are all learning together.**

TABLE OF CONTENTS	
Instructor .....	1
Communication Expectations.....	1
Managing Life Crisis and Finding Support.....	2
Chosen Names and Pronouns .....	2
Course Description.....	2
Course Structure .....	3
Teaching Philosophy for ARCH 2800 .....	3
Course Objectives .....	3
Course Materials .....	3
Technical Requirements & Skills .....	4
Rules of Engagement .....	4
Using Artificial Intelligence (AI) Tools ....	4
Course Assignments.....	5
Class Teams.....	6
Collaboration Policy .....	6
Grading.....	6
Getting Help (technology, personal, or academic) ...	7
Appendix 1: Course Policies .....	8
Appendix 2: UNT Policies	9
Appendix 3: Course Schedule.....	12
Appendix 4: Printable Assignment Checklist ☑	13

## Managing Life Crisis and Finding Support

I am not just your instructor, but also a fellow human being. I care about your well-being and want to support you outside this class if needed. Should you encounter an unexpected crisis during the semester (i.e., securing food or housing, addressing mental health concerns, managing a financial crisis, and/or dealing with a family emergency, etc.), I strongly encourage you to contact the Dean of Students by submitting a [CARE referral](#) for yourself or a peer in need of support. If you are uncomfortable doing so on your own, please know that I can submit a referral on your behalf – just email me or schedule a meeting with me. To learn more about the Dean of Students, please find their website [here](#).

## Chosen Names and Pronouns

### Chosen Names

A chosen name is a name that a person goes by that may or may not match their legal name. If you have a chosen name that is different from your legal name and would like that to be used in this class, please let me know. Below is a list of resources for updating your chosen name at UNT.

- [UNT Records](#)
- [UNT ID Card](#)
- [Legal Name](#)

Please note that UNT EUIDs cannot be changed at this time.

### Pronouns

Pronouns (she/her, they/them, he/him, etc.) are a public way for people to address you, much like your name, and can be shared with a name when making an introduction, both virtually and in-person. Just as we ask and don't assume someone's name, we should also ask and not assume someone's pronouns. You can [add your pronouns to your Canvas account](#) so that they follow your name when posting to discussion boards, submitting assignments, etc.

Below is a list of additional resources regarding pronouns and their usage:

- [What are pronouns and why are they important?](#)
- [How do I ask for another person's pronouns?](#)
- [How do I use pronouns?](#)
- [How do I correct myself or others when the wrong pronoun is used?](#)
- [How do I share my pronouns?](#)

## Course Description

**Catalog description:** Human prehistory and methods of scientific investigation; emphasizes archaeological cultures from early hominid sites in East Africa to entry of peoples into the New World. Course stresses methods of interdisciplinary research, including geology, paleoenvironmental reconstruction, paleodiet and artifact-faunal analysis. Labs employ artifacts and bones for study. **Prerequisites:** None

**Additional info:** This course will begin with the basics of what archaeology is, then delve more into the process and methods of scientific archaeology. I use **team-based learning (TBL)** which means that you will work in teams to complete assignments throughout the entire semester.

**Core Category:** Life and physical sciences

**Core Skills:** Critical Thinking, Communication, Empirical and Quantitative Skills, and Teamwork

## Course Structure

This course takes place 100% online. Your interaction with your professor, TAs, and peers will take place primarily in Canvas, Perusall, Google Docs, and TEAMMATES (see Canvas for more details). There are 13 weeks of content (organized into modules), followed by a Final Project. Except for the last module, **the content of each module is designed to be completed in one week, beginning on Monday and ending on Sunday, with due dates throughout the week.** See the Team-Based Learning & Module Structure page on Canvas for full details of the module structure.

### Online Learning Resources:

- [UNT Online: Learn Anywhere](#)
- [How to Succeed as an Online Student](#)

## Teaching Philosophy for ARCH 2800

This course utilizes the team-based learning (TBL) instructional strategy. TBL is a structured form of **collaborative learning** that emphasizes **student preparation** and **application of knowledge**. Have you ever been bored during a lecture and wish you didn't have to listen to things that you could read on your own from the textbook? TBL is not about learning through lecturing. Through TBL, **you, as the student, collaborate with your peers to enhance your learning and improve team management skills**. You will work with the same small team for the full semester. My role as your instructor is to facilitate and maximize learning by giving you more personalized feedback on your team's assignments. TBL emphasizes **the opportunity to practice using course concepts to solve problems**.

### Transferrable Skills

This course, and others at the university, may not always feel directly connected to your future career goals. What may not be clear are the **number of transferable skills and competencies gained through courses and experiences like this one**. The skills you gain can be understood as interpersonal, cognitive, and applied skills that employers value. Teamwork, as discussed above, in addition to critical thinking, communication, and quantitative skills are some of the transferable skills you will gain throughout this course. **These skills are especially important in an online environment** with the increase in remote work opportunities.

## Course Objectives

By the end of this course, you will be able to:

- CO 1.** Describe how archaeological contexts contribute toward our understanding of the human experience. (*Communication Skills*)
- CO 2.** Analyze archaeological datasets. (*Empirical and Quantitative Skills*)
- CO 3.** Interpret archaeological datasets to explain human behavior. (*Critical Thinking Skills*)
- CO 4.** Collaborate with peers toward a common goal. (*Teamwork Skills*)

## Course Materials

**There are no costs for textbooks in this course. All materials are provided free of charge online.** Assigned materials include, but are not limited to, book chapters, articles, websites, and videos.

**Additionally, we will use 3 free software platforms: [Perusall](#), [Google Docs](#), and [TEAMMATES](#).** More details are provided on Canvas under the Course Introduction module. If you're reading this sentence before the end of the first week of class, send me an email with the subject line "Water Bear, Don't Care"; in the body of the message include the name of this course and an image of a tardigrade. I will award you ten points extra credit as a thank you for reading the syllabus.

## Technical Requirements & Skills

### Minimum Technology Requirements

- Computer
- Reliable internet access
- Speakers
- Microsoft Office Suite
- Web browser
- [Canvas Technical Requirements](#)

### Computer Skills & Digital Literacy

- Using and navigating Canvas
- Sending and receiving email
- Creating, sending, and receiving Microsoft Word and Google Doc documents
- Posting to discussion boards
- Opening PDF files

## Rules of Engagement

Rules of engagement refer to the way students are expected to interact with each other and with their instructors online. Here are some general guidelines:

- While the freedom to express yourself is a fundamental human right, any communication that utilizes cruel and derogatory language on the basis of race, color, national origin, religion, sex, sexual orientation, gender identity, gender expression, age, disability, genetic information, veteran status, or any other characteristic protected under applicable federal, or state law will not be tolerated.
- Treat your instructor and classmates with respect in any communication online or face-to-face, even when their opinion differs from your own.
- Ask for and use the correct name and pronouns for your instructor and classmates.
- Always use your professors' proper title: Dr. or Prof. Unless specifically invited, don't refer to your instructor by first name.
- Speak from personal experiences. Use "I" statements to share thoughts and feelings. Try not to speak on behalf of groups or other individual's experiences.
- Use your critical thinking skills to challenge other people's ideas, instead of attacking individuals.
- Avoid using all caps while communicating digitally. This may be interpreted as "YELLING!"
- Be cautious when using humor or sarcasm in emails or discussion posts as tone can be difficult to interpret digitally.
- Avoid using "text-talk" unless explicitly permitted by your instructor.
- Proofread and fact-check your sources.
- Keep in mind that online posts can be permanent, so think first before you type.

See these [Engagement Guidelines](#) for more information.

## Using Artificial Intelligence (AI) Tools

**You may use AI programs (e.g., ChatGPT) to help generate ideas, brainstorm, and better understand course content.** However, you should note that the material generated by these programs may be inaccurate, incomplete, or otherwise problematic. Beware that use of AI tools may also stifle your own independent thinking and creativity.

**You may not submit any work generated by an AI program as your own.** If you include material generated by an AI program, it should be cited like any other reference material (with due consideration for the quality of the reference, which may be poor), otherwise it will be considered plagiarism and dealt with according to UNT policy. If any part of this is confusing or you're uncertain whether you can use a source, please reach out to me for a conversation before submitting your work.

## Course Assignments

Below is a brief overview of course assignments. See Canvas for specific details on due dates, requirements, and grading.

Assignment	Points Possible	Approx. percent of grade
1. <b>Course Introduction Quiz</b>	16	2%
2. <b>Plagiarism Quiz</b>	18	2%
3. <b>Course Survey</b> (2 @ 15 points each)	30	3%
4. <b>Introductory Materials</b>	56	6%
5. <b>Perusall Assignments 1-11</b> (best 10 out of 11 @ 15 points ea.)	150	16%
6. <b>Quizzes 1-11</b> (best 10 out of 11 @ 16 points ea.)	150	16%
7. <b>Labs 1-11 (team-based)</b> (best 10 out of 11 @ 25 points ea.)	250	27%
8. <b>Teamwork Feedback 1-11 (team-based)</b> (best 10 out of 11 @ 10 points ea.)	100	11%
9. <b>Final Project (team-based)</b>	150	16%
<b>Total Points Possible</b>	<b>920</b>	<b>100%</b>



- 1. Course Introduction Quiz:** Covers the syllabus and the “Course Introduction” module which serves as a basic overview of the course. *This quiz must be submitted before future modules will unlock.*
- 2. Plagiarism Quiz:** Covers different types of plagiarism and penalties at UNT. *You must score 100% on this quiz before future modules will unlock.*
- 3. Course Survey:** A survey at the beginning and end of the course asking about your knowledge and attitudes. There are no wrong or right answers.
- 4. Introductory Materials:** This is comprised of several assignments in the first 2 weeks that help introduce you to your team and the structure of this semester.

Modules 1-11 (Weeks 3-13) each have the following 4 assignments which represent the TBL process:

- 5. Perusall Assignments:** Completed individually with peer interaction; covers the assigned materials from that week’s module.
- 6. Quizzes:** Completed individually; covers assigned materials from that week’s module. Requires LockDown Browser.
- 7. Labs:** Completed as a team; asks you to apply the content from the assigned materials.
- 8. Teamwork Feedback:** Completed individually; you will provide actionable feedback to your peers to improve team dynamics.

**Note:** *You will have 11 of each of the above 4 types of assignments. I will drop your lowest score for each type of assignment. For example, your best 10 out of 11 Quizzes will contribute to your final grade.*

- 9. Final Project:** This is comprised of several assignments completed individually and collaboratively; culminating application of course content.

Class Teams

Before the start of the term, I'll place you into 4-5 person teams who you'll work with for the full semester. **These teams are intentionally created to provide diverse perspectives (e.g., major, year in school, etc. were taken into consideration).** Staying in the same teams throughout the semester helps to improve team cohesion and productivity, especially when your team members have different workstyles. In fact, research on team dynamics suggests that it can take several weeks for a team to begin to work well together.<sup>1</sup> As such, **changing teams is not a part of this class.**



Collaboration Policy

Let's be honest: despite our best efforts, sometimes teamwork *doesn't* make the dream work. If a member of your team is not contributing sufficiently to the work of the team, the other members have the right to:

- Notify the team member by writing a formal email to that person documenting the specific problems, **copying the professor and all other teammates on that email message (using UNT email addresses or Canvas).**
  - The email must document the exact efforts the team has made to communicate the problems to the affected team members and what has been done to attempt to solve the problems.
- Give the team member 7 days to improve and update the professor on the status.
- If the contribution has not improved sufficiently, the team may choose to remove the member from the team which will result in a score of zero on all team assignments moving forward for the removed member. The team must notify the professor if they want a team member removed.

Additionally, **if a student does not participate in team activities by the end of week 2 OR 3 weeks in a row**, they will be automatically removed from their team regardless of if the team has begun the process above to remove them.

**Note:** *If you're removed from your team, you can still submit Perusall Assignments and Quizzes. You may also complete Labs individually. You will be unable to complete or receive points for Teamwork Feedbacks.*

Grading

The grading scale (A-F) along with the point totals/percentages used to calculate the final grades:

**Total points possible for semester = 931**

Points	Percentage	Grade
<b>920 - 828</b>	100-90%	A
<b>827 - 736</b>	89-80%	B
<b>735 - 644</b>	79-70%	C
<b>643 - 552</b>	69-60%	D
<b>551 - 0</b>	59-0%	F

<sup>1</sup> Smith, K. & Imbrie, P.K. (2004). *Teamwork and Project Management*. McGraw-Hill, World Fairfield, PA.

## Getting Help (technology, personal, or academic)

### Technical Assistance

Part of working in the online environment involves dealing with the inconveniences and frustration that can arise when technology breaks down or does not perform as expected. Here at UNT, we have an Information Technology Help Desk that you can contact for help with Canvas or other technology issues.

**UNT Help Desk:** <https://aits.unt.edu/support>

**Phone:** 940-565-2324

**Email:** [helpdesk@unt.edu](mailto:helpdesk@unt.edu)

**In Person:** Sage Hall, Room 330

See website for full list of support hours.

For additional Canvas support, visit [Canvas Technical Help](#).

For help with **Perusall**, access their [Student Help page](#).

For help with **Google Docs**, access their [Help Center](#).

For help with **TEAMMATES**, access their [Help for Students page](#) or contact their support team at [teammates@comp.nus.edu.sg](mailto:teammates@comp.nus.edu.sg)

### Student Support Services

#### Mental Health

UNT provides mental health resources to students to help ensure there are numerous outlets to turn to that wholeheartedly care for and are there for students in need, regardless of the nature of an issue or its severity. Listed below are several resources on campus that can support your academic success and mental well-being:

- [Student Health and Wellness Center](#)
- [Counseling and Testing Services](#)
- [UNT Care Team](#)
- [UNT Psychiatric Services](#)
- [Individual Counseling](#)

#### Additional Student Support Services

- [Registrar](#)
- [Financial Aid](#)
- [Student Legal Services](#)
- [Career Center](#)
- [Multicultural Center](#)
- [Counseling and Testing Services](#)
- [Pride Alliance](#)
- [UNT Food Pantry](#)

### Academic Support Services

- [Academic Resource Center](#)
- [Academic Success Center](#)
- [UNT Libraries](#)
- [Writing Lab](#)
- [MathLab](#)

## Appendix 1: Course Policies

### Assignment Policy

All assignment due dates and instructions are listed in Canvas. All assignments are submitted via either Canvas, Perusall, or TEAMMATES – assignment instructions in Canvas will provide details.

The University is committed to providing a reliable online course system to all users. However, in the event of any unexpected server outage or any unusual technical difficulty which prevents students from completing a time sensitive assessment activity, the instructor may extend the time windows and provide an appropriate accommodation based on the situation. Students should immediately report any problems to the instructor and contact the UNT Student Help Desk: [helpdesk@unt.edu](mailto:helpdesk@unt.edu) or 940.565.2324 and obtain a ticket number. The instructor and the UNT Student Help Desk will work with the student to resolve any issues at the earliest possible time.

### Late Work

Rather than accepting late work, I drop your lowest scores from each of your TBL assignments (see the “Course Assignments” section earlier in this document). This policy allows for flexibility for every student, regardless of individual circumstances. If a student has a [university-excused absence](#), they must provide documentation within 48 hours of the missed deadline.

### Syllabus Changes

The syllabus and schedule are subject to change. Any changes will be announced on Canvas.

- **Resource:** [How do I view Announcements as a student?](#)

### Canvas Calendar

While the Canvas calendar with alerts is an additional organizational tool, it is not always accurate. In other words, students should not rely solely on the Canvas calendar and/or alerts to complete assignments. Rather, students are expected to meet deadlines according to the provided course schedule.

### Extra Credit

There are several opportunities for extra credit in this course posted to Canvas. If an additional opportunity for extra credit presents itself, it will be announced and available to the entire class at the discretion of the instructor. There will be no individual opportunities for extra credit (i.e., for one person only).

## Appendix 2: UNT Policies

### Academic Integrity Policy

Academic Integrity Standards and Consequences. According to UNT Policy 06.003, Student Academic Integrity, academic dishonesty occurs when students engage in behaviors including, but not limited to cheating, fabrication, facilitating academic dishonesty, forgery, plagiarism, and sabotage. A finding of academic dishonesty may result in a range of academic penalties or sanctions ranging from admonition to expulsion from the University.

### ADA Policy

UNT makes reasonable academic accommodation for students with disabilities. Students seeking accommodation must first register with the Office of Disability Accommodation (ODA) to verify their eligibility. If a disability is verified, the ODA will provide a student with an accommodation letter to be delivered to faculty to begin a private discussion regarding one's specific course needs. Students may request accommodations at any time; however, ODA notices of accommodation should be provided as early as possible in the semester to avoid any delay in implementation. Note that students must obtain a new letter of accommodation for every semester and must meet with each faculty member prior to implementation in each class. For additional information see the [ODA website](#).

### Prohibition of Discrimination, Harassment, and Retaliation (Policy 16.004)

The University of North Texas (UNT) prohibits discrimination and harassment because of race, color, national origin, religion, sex, sexual orientation, gender identity, gender expression, age, disability, genetic information, veteran status, or any other characteristic protected under applicable federal or state law in its application and admission processes; educational programs and activities; employment policies, procedures, and processes; and university facilities. The University takes active measures to prevent such conduct and investigates and takes remedial action when appropriate.

### Emergency Notification & Procedures

UNT uses a system called Eagle Alert to quickly notify students with critical information in the event of an emergency (i.e., severe weather, campus closing, and health and public safety emergencies like chemical spills, fires, or violence). In the event of a university closure, please refer to Canvas for contingency plans for covering course materials.

### Retention of Student Records

Student records pertaining to this course are maintained in a secure location by the instructor of record. All records such as exams, answer sheets (with keys), and written papers submitted during the duration of the course are kept for at least one calendar year after course completion. Course work completed via the Canvas online system, including grading information and comments, is also stored in a safe electronic environment for one year. Students have the right to view their individual record; however, information about student's records will not be divulged to other individuals without proper written consent. Students are encouraged to review the Public Information Policy and the Family Educational Rights and Privacy Act (FERPA) laws and the University's policy. See UNT Policy 10.10, Records Management and Retention for additional information.

### Acceptable Student Behavior

Student behavior that interferes with an instructor's ability to conduct a class or other students' opportunity to learn is unacceptable and disruptive and will not be tolerated in any instructional forum at UNT. Students engaging in unacceptable behavior will be directed to leave the classroom and the instructor may refer the student to the Dean of Students to consider whether the student's conduct violated the Code of Student Conduct. The University's expectations for student conduct apply to all instructional forums, including University and electronic classroom, labs, discussion groups, field trips, etc. Visit UNT's [Code of Student Conduct](#) to learn more.

### Access to Information - Eagle Connect

Students' access point for business and academic services at UNT is located at: [my.unt.edu](https://my.unt.edu). All official communication from the University will be delivered to a student's Eagle Connect account. For more information, please visit the website that explains Eagle Connect and how to forward e-mail [Eagle Connect](#).

### Student Evaluation Administration Dates

Student feedback is important and an essential part of participation in this course. The student evaluation of instruction is a requirement for all organized classes at UNT. The survey will be made available during weeks 13, 14 and 15 of the long semesters to provide students with an opportunity to evaluate how this course is taught. Students will receive an email from "UNT SPOT Course Evaluations via IASystem Notification" ([no-reply@iasystem.org](mailto:no-reply@iasystem.org)) with the survey link. Students should look for the email in their UNT email inbox. Simply click on the link and complete the survey. Once students complete the survey, they will receive a confirmation email that the survey has been submitted. For additional information, please visit the [SPOT website](#) or email [spot@unt.edu](mailto:spot@unt.edu).

### Survivor Advocacy

UNT is committed to providing a safe learning environment free of all forms of sexual misconduct. Federal laws and UNT policies prohibit discrimination on the basis of sex as well as sexual misconduct. If you or someone you know is experiencing sexual harassment, relationship violence, stalking and/or sexual assault, there are campus resources available to provide support and assistance. The Survivor Advocates can be reached at [SurvivorAdvocate@unt.edu](mailto:SurvivorAdvocate@unt.edu) or by calling the Dean of Students Office at 940-5652648.

### Important Notice for F-1 Students taking Distance Education Courses

#### Federal Regulation

To read detailed Immigration and Customs Enforcement regulations for F-1 students taking online courses, please go to the [Electronic Code of Federal Regulations website](#). The specific portion concerning distance education courses is located at Title 8 CFR 214.2 Paragraph (f)(6)(i)(G).

The paragraph reads:

(G) For F-1 students enrolled in classes for credit or classroom hours, no more than the equivalent of one class or three credits per session, term, semester, trimester, or quarter may be counted toward the full course of study requirement if the class is taken on-line or through distance education and does not require the student's physical attendance for classes, examination or other purposes integral to completion of the class. An on-line or distance education course is a course that is offered principally through the use of television, audio, or computer transmission including open broadcast, closed circuit, cable, microwave, or satellite, audio conferencing, or computer conferencing. If the F-1 student's course of study is in a language study program, no on-line or distance education classes may be considered to count toward a student's full course of study requirement.

#### University of North Texas Compliance

To comply with immigration regulations, an F-1 visa holder within the United States may need to engage in an on-campus experiential component for this course. This component (which must be approved in advance by the instructor) can include activities such as taking an on-campus exam, participating in an on-campus lecture or lab activity, or other on-campus experience integral to the completion of this course.

If such an on-campus activity is required, it is the student's responsibility to do the following:

(1) Submit a written request to the instructor for an on-campus experiential component within one week of the start of the course.

(2) Ensure that the activity on campus takes place and the instructor documents it in writing with a notice sent to the International Student and Scholar Services Office. ISSS has a form available that you may use for this purpose.

Because the decision may have serious immigration consequences, if an F-1 student is unsure about his or her need to participate in an on-campus experiential component for this course, s/he should contact the UNT International Student and Scholar Services Office (telephone 940-565-2195 or email [internationaladvising@unt.edu](mailto:internationaladvising@unt.edu)) to get clarification before the one-week deadline.

### Student Verification

UNT takes measures to protect the integrity of educational credentials awarded to students enrolled in distance education courses by verifying student identity, protecting student privacy, and notifying students of any special meeting times/locations or additional charges associated with student identity verification in distance education courses.

See [UNT Policy 07-002 Student Identity Verification, Privacy, and Notification and Distance Education Courses](#).

### Use of Student Work

A student owns the copyright for all work (e.g., software, photographs, reports, presentations, and email postings) he or she creates within a class and the University is not entitled to use any student work without the student's permission unless all of the following criteria are met:






- The work is used only once.
- The work is not used in its entirety.
- Use of the work does not affect any potential profits from the work.
- The student is not identified.
- The work is identified as student work.

If the use of the work does not meet all of the above criteria, then the University office or department using the work must obtain the student's written permission.

**Tip:** Keep this page in a convenient location throughout the semester to keep track of due dates. Cross off topics and assignments as you complete them.

### Appendix 3: Course Schedule

*The course schedule is subject to change. Any changes will be posted on Canvas.*

DATE	MODULE WITH TOPIC	ASSIGNMENTS			
		DUE THU.		DUE SUN.	
<b>WEEK 1</b> Jan. 12-18	<b>Course Introduction module</b> <b>Collaborative Learning module</b>	Course Intro. Quiz	Plagiarism Quiz	Course Survey 1	Meet Your Team!
<b>WEEK 2</b> Jan. 19-25	<b>Mod. 0:</b> What is archaeology?	Perusall Assignment 0	Quiz 0	Team Contract	Teamwork Feedback 0
<b>WEEK 3</b> Jan. 26-Feb. 1	<b>Mod. 1:</b> Why does archaeology and the past matter today?	Perusall Assignment 1	Quiz 1	Lab 1	Teamwork Feedback 1
<b>WEEK 4</b> Feb. 2-8	<b>Mod. 2:</b> How do archaeologists use the scientific method?	Perusall Assignment 2	Quiz 2	Lab 2	Teamwork Feedback 2
<b>WEEK 5</b> Feb. 9-15	<b>Mod. 3:</b> How do we "see" human culture in the archaeo. record?	Perusall Assignment 3	Quiz 3	Lab 3	Teamwork Feedback 3
<b>WEEK 6</b> Feb. 16-22	<b>Mod. 4:</b> How do archaeologists know how old something is? (Pt 1)	Perusall Assignment 4	Quiz 4	Lab 4	Teamwork Feedback 4
<b>WEEK 7</b> Feb. 23-Mar. 1	<b>Mod. 5:</b> How do archaeologists know how old something is? (Pt 2)	Perusall Assignment 5	Quiz 5	Lab 5	Teamwork Feedback 5
<b>WEEK 8</b> Mar. 2-8	<b>Mod. 6:</b> How do archaeologists find sites?	Perusall Assignment 6	Quiz 6	Lab 6	Teamwork Feedback 6
<b>Mar. 9-15</b>	 <b>Spring Break – no classes</b> 				
<b>WEEK 9</b> Mar. 16-22	<b>Mod. 7:</b> How do archaeologists excavate sites?	Perusall Assignment 7	Quiz 7	Lab 7	Teamwork Feedback 7
<b>WEEK 10</b> Mar. 23-29	<b>Mod. 8:</b> How do archaeologists analyze the things they find?	Perusall Assignment 8	Quiz 8	Lab 8	Teamwork Feedback 8
<b>WEEK 11</b> Mar. 30-Apr. 5	<b>Mod. 9:</b> What affects how sites and artifacts survive through time?	Perusall Assignment 9	Quiz 9	Lab 9	Teamwork Feedback 9
<b>WEEK 12</b> Apr. 6-12	<b>Mod. 10:</b> How do we know what people in the past ate?	Perusall Assignment 10	Quiz 10	Lab 10	Teamwork Feedback 10
<b>WEEK 13</b> Apr. 13-19	<b>Mod. 11:</b> What can human remains tell us about how past people lived?	Perusall Assignment 11	Quiz 11	Lab 11	Teamwork Feedback 11
<b>WEEK 14</b> Apr. 20-26	<b>Mod. 12:</b> How do we put it all together?	Final Perusall Assignment	Final Proj., Part A	<i>Collaborate on Final Proj., Part B</i>	
<b>WEEK 15</b> Apr. 27-May 3	<b>Mod. 12, continued</b>	Final Proj., Part B		Course Survey 2	Final Team. Feedback
<b>WEEK 16</b> Finals Week	<b>Congratulations – you made it!</b>   				

Appendix 4: Printable Assignment Checklist 

Below is a list of all required assignments in this course organized by module. To help keep track of assignments, I recommend checking each one off as you submit them. You may use this as a virtual or physical tool. If using this virtually, simply click on each box to check it off. See the course schedule or Canvas for exact due dates.

MODULE WITH TOPIC	ASSIGNMENTS			
<b>Course Introduction module</b> <b>Collaborative Learning module</b>	<input type="checkbox"/> Course Intro. Quiz	<input type="checkbox"/> Plagiarism Quiz	<input type="checkbox"/> Course Survey 1	<input type="checkbox"/> Meet Your Team!
<b>Mod. 0:</b> What is archaeology?	<input type="checkbox"/> Perusall Assignment 0	<input type="checkbox"/> Quiz 0	<input type="checkbox"/> Team Contract	<input type="checkbox"/> Teamwork Feedback 0
<b>Mod. 1:</b> Why does archaeology and the past matter today?	<input type="checkbox"/> Perusall Assignment 1	<input type="checkbox"/> Quiz 1	<input type="checkbox"/> Lab 1	<input type="checkbox"/> Teamwork Feedback 1
<b>Mod. 2:</b> How do archaeologists use the scientific method?	<input type="checkbox"/> Perusall Assignment 2	<input type="checkbox"/> Quiz 2	<input type="checkbox"/> Lab 2	<input type="checkbox"/> Teamwork Feedback 2
<b>Mod. 3:</b> How do we "see" human culture in the archaeo. record?	<input type="checkbox"/> Perusall Assignment 3	<input type="checkbox"/> Quiz 3	<input type="checkbox"/> Lab 3	<input type="checkbox"/> Teamwork Feedback 3
<b>Mod. 4:</b> How do archaeologists know how old something is? (Pt 1)	<input type="checkbox"/> Perusall Assignment 4	<input type="checkbox"/> Quiz 4	<input type="checkbox"/> Lab 4	<input type="checkbox"/> Teamwork Feedback 4
<b>Mod. 5:</b> How do archaeologists know how old something is? (Pt 2)	<input type="checkbox"/> Perusall Assignment 5	<input type="checkbox"/> Quiz 5	<input type="checkbox"/> Lab 5	<input type="checkbox"/> Teamwork Feedback 5
<b>Mod. 6:</b> How do archaeologists find sites?	<input type="checkbox"/> Perusall Assignment 6	<input type="checkbox"/> Quiz 6	<input type="checkbox"/> Lab 6	<input type="checkbox"/> Teamwork Feedback 6
 <b>Spring Break – no classes</b> 				
<b>Mod. 7:</b> How do archaeologists excavate sites?	<input type="checkbox"/> Perusall Assignment 7	<input type="checkbox"/> Quiz 7	<input type="checkbox"/> Lab 7	<input type="checkbox"/> Teamwork Feedback 7
<b>Mod. 8:</b> How do archaeologists analyze the things they find?	<input type="checkbox"/> Perusall Assignment 8	<input type="checkbox"/> Quiz 8	<input type="checkbox"/> Lab 8	<input type="checkbox"/> Teamwork Feedback 8
<b>Mod. 9:</b> What affects how sites and artifacts survive through time?	<input type="checkbox"/> Perusall Assignment 9	<input type="checkbox"/> Quiz 9	<input type="checkbox"/> Lab 9	<input type="checkbox"/> Teamwork Feedback 9
<b>Mod. 10:</b> How do we know what people in the past ate?	<input type="checkbox"/> Perusall Assignment 10	<input type="checkbox"/> Quiz 10	<input type="checkbox"/> Lab 10	<input type="checkbox"/> Teamwork Feedback 10
<b>Mod. 11:</b> What can human remains tell us about how past people lived?	<input type="checkbox"/> Perusall Assignment 11	<input type="checkbox"/> Quiz 11	<input type="checkbox"/> Lab 11	<input type="checkbox"/> Teamwork Feedback 11
<b>Mod. 12:</b> How do we put it all together?	<input type="checkbox"/> Final Perusall Assignment	<input type="checkbox"/> Final Proj., Part A		
<b>Mod. 12, continued</b>	<input type="checkbox"/> Final Proj., Part B	<input type="checkbox"/> Course Survey 2	<input type="checkbox"/> Final Team. Feedback	