



THEA 3143-COSTUME 2

Class Type: Face-to-face

Course Code: THEA 3143

Department: Dance and Theatre

College: College of Liberal Arts and Social Sciences

Instructor: Alex Heder

Semester: Spring 2026

Class Schedule: TR 9:30am-11:50am

Location: RTFP 251

Office/LAB Hours: TR 2:30pm-5pm



Contact Information: alex.heder@unt.edu

COURSE DESCRIPTION

The purpose of this course is to build on the technical skill they learned in costume 1 and to help students rise to an intermediate or higher level in the world of costume construction. This course focuses on stitching skills. Students will leave with competency in many different techniques as well as a working understanding of their role in a costume workshop.

FOREWORD FROM THE PROFESSOR

My #1 goal for this course is to teach students how to be competent and confident stitchers. In conjunction with that, it is my hope that my students will come to enjoy the beautiful world of possibilities that stitching and tailoring has to offer. Our program has an impressive amount of students dedicated to theater. We unfortunately have been putting too much pressure on the hired shop staff to do the bulk of our show builds. We have a wonderful and unique opportunity to learn skills in this class that can be immediately put to use in our very own shop. Therefore, during and after this class, students should actively be pursuing sewing projects for our upcoming show season that can buff up your portfolio and subsequently make you more marketable as a stitcher upon graduation. For example: those of you enrolled in 2095, 3095, 4095, you should be reaching out to Sarah Rosenkranz and myself so we can give you costume builds rather than waste your skills on labor that doesn't add to your repertoire. Together we can usher in a whole new level of quality for the UNT department of Dance and Theatre.



REQUIRED MATERIALS

- ☐ Students will be expected to provide base materials for all projects they intend to keep for themselves. Base materials provided by the school become the property of the school upon completion.
 - ☐ Students need not provide: Sewing machines, thread, needles, or any notions with the exception of zippers and specialty hardware.
 - ☐ A list of all required materials and yardages will be provided before projects commence.
- ☐ The Costume Technician's Handbook 3rd edition.
- ☐ 3" binder and clear sheet protectors.

COURSE OBJECTIVES

- To Recognize the Role of a Stitcher, a First Hand, and a Cutter/Draper in a Theatrical Production
- To learn best practices in costume construction in a variety of techniques including but not limited to: Patterning, stitching and collaborating on projects.
- To communicate and interpret costume renderings and realize them in an efficient time line.
- Gain a bearing on one's own time tables and work rate.

ATTENDANCE

In Theatre and film, when you don't show up, the whole production suffers. We aim to use best practices in all aspects of our education therefore it is paramount that you prioritize attendance. The class is structured so you can benefit from more 1-on-1 instruction and you can't effectively learn what I intend to teach you if you're not here. Given the depth of the course, you will find the workload much more manageable if you prioritize attendance.

You will receive full points for the day if you are on time ready to participate in class. This means you are in your seat when instruction begins. Being late is a reflection of your commitment to your craft, and make no mistake, your reputation as a theatre practitioner begins here and now. Missing your bus, inclement weather, and traffic are NOT valid excuses for why you are late to class. Time management is one of if not THE most important skills of your life. Pay attention to weather apps, expect traffic, keep your vehicles in good working condition.

I'm not a monster, I understand things happen. They will undoubtedly happen to me too. Therefore you are allowed **3 unexcused absences** NO QUESTIONS ASKED. If you're sick, if you need a mental health day, if you need an extra long weekend with your family or sweetheart, you may use them however you wish. You are not required to provide a Doctor's note, or travel information, or pictures of your exploded car. These 3 freebies will be wiped from your attendance at the END of the semester.

The only exceptions to this policy are excused absences. **Excused absences** are considered 1 of the following:

- School sponsored events where a teacher has reached out to me on your behalf. (Conferences, competitions, shows, trips etc)
- Performance in shows (actors and crew).
- Family tragedy or personal injury (this is NOT the same as a doctor's visit or dentist appointment)
 - If you plan an appointment on top of class time, that will not be an excused absence because you had control over that time. If you have to go to the emergency room because of something outside your control, THAT would be considered an excused absence.

If you are unsure if your absence will be excused, email me ahead of time.

So take care of yourselves, y'all. Drink water, get enough sleep, and don't lick things that ought not be licked.

CLASS PARTICIPATION

I enjoy a lively learning environment where students feel free to be themselves and enjoy their class. I expect students to behave with decorum and tact. Everyone is expected to readily participate in class. Failure to do so will forfeit that student's attendance points for the day.

What does non-participation look like?

Being disruptive to the instruction, students who are focused on their phones, leaving early, doing another class's homework or projects during class time, are all examples of what non-participation would look like.

With commitment, a student can expect a consistent and safe learning environment where their opinions will be acknowledged and respected.

DESIGNATED LAB HOURS

While we *will* be doing at least 1 hour of in-class work time most days, there will also be times you will need more time to complete projects. The classroom will be open 10am-5pm Monday-Friday. Your operations **MUST** not interfere with the costume production shop next door. So you may not go in there to utilize their cutting tables, their machines, their iron, etc. **NONE** of it. Keep yourselves contained to the classroom, please.

ASSIGNMENTS

At first glance it looks like there is A TON of homework in this class. Don't be alarmed. While there are A LOT of them, the bulk of the assignments are done in class due to the fact that most of you don't have machines or sewing notions at home. (If you do, kudos I guess your weekends are greenlit for homework if you choose to work that way.) That being said, **DO NOT ALLOW YOURSELF TO FALL BEHIND**. You may be familiar with the phrase "death by a thousand cuts", well in this class it's "crushed by a hundred missed mini assignments."

Refresher Assignment: “Ditty Bag.”

You will refresh your technique memory and sewing machine familiarity by making a costume ditty bag (a bag that holds all the accessories for an actor during the run of a show). The pattern will be provided to you. This projects MUST come out looking identical to the example provided.

Sample Binder:

This is a 3 inch 3- ring binder full of all stitching techniques and terminology you should know in your sewing career. Like, how to sew zippers, french seams, plackets, just what those terms mean, and more. I will demonstrate the technique during class and you will follow along. Handouts will accompany the instruction and you will put both the instructions and sample in the binder. By the end of the semester you will have practical experience with a variety of stitching techniques as well as a reference binder in case you need to come back and refresh your memory on something. This binder will be graded twice. The first time for all the techniques learned leading up to midterms, and again on all techniques from midterm to final.

Half Scale Miniature:

There's no need to waste lots of money on fabric when you're just trying to learn techniques. We will mitigate that cost by having you create your own half scale dress form. In this project you will learn how to interface and reinforce fabric. If you wish to keep this dress form upon completion be sure to purchase your own materials. Fear not, if you don't care to keep the half scale, you will be provided materials, the school will merely maintain ownership of the half scale upon completion.

Half Scale Projects:

- Flat patterning-Slopers and pattern manipulation: you will learn how to take measurements and turn them into a pattern that you can then manipulate to create different shapes of garment.
 - Sleeves: using your sloper patterns you will manipulate them to create different sleeve shapes.
 - Collars: There are many different types of collars, and you will practice them all.

Full Scale Projects:

- Historical project 1-Trousers
- Historical project 2-Vest
- Fashion Jacket

Final Project:

- 30 hour sewing project

Turning things in

All the experience in the world will do you no good if you can't provide proof of said experience. So, I want to incentivize you all to chronicle your work. Therefore, even though you will be turning in a physical item for credit, you will also submit a series of photos of all your projects to Canvas (exception: sample binder). A front, three-quarter, side, and back shot of all your projects will be required for full credit. Simultaneously you'll have some lovely photos for your portfolio.

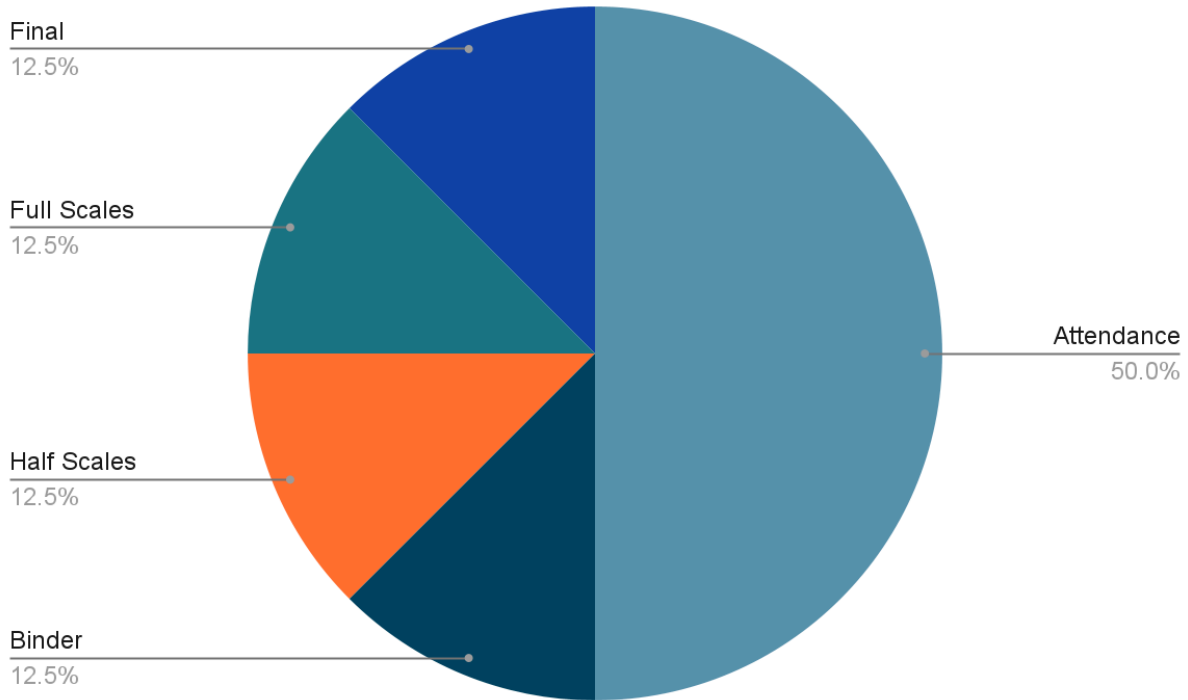
LATE/MISSING/INCOMPLETE WORK

In theatre, if your work is late, it holds up the whole production. Be a team player and be punctual with assignments. Remember, your reputation as a theatre practitioner starts now!

What happens if a show goes on, and an item isn't done? The item doesn't make it on stage. Period. It's really embarrassing when actors go on stage without their costumes so let's avoid that, shall we?

If you turn it in after the due date, it is late. For every day it is late, 20% of the points will be deducted. This means that after 5 days the assignment is considered “ignored”. That is to say, you just plain didn't do it. **I do not accept ignored assignments.** Therefore you will receive a 0 on your assignment if it is 5 days late.

GRADING BREAKDOWN



ACADEMIC INTEGRITY STANDARDS AND CONSEQUENCES

According to UNT Policy 06.003, Student Academic Integrity, academic dishonesty occurs when students engage in behaviors including, but not limited to cheating, fabrication, facilitating academic dishonesty, forgery, plagiarism, and sabotage. A finding of academic dishonesty may result in a range of academic penalties or sanctions ranging from admonition to expulsion from the University.

GenAI STATEMENT

"I recognize that AI is quickly becoming a reality in the lives of artists. I encourage students to use AI ethically in accordance with the academic integrity standards of UNT. I believe that AI isn't going anywhere and, if not harnessed, will replace talented artists. Therefore, I accept the use of AI generated images in instances of evocative research and moodboards. GenAI writing is only acceptable for improving original work, not replacing it. Unethical uses of AI will be taken seriously and may result in sanctions ranging from admonition to expulsion from the University based on severity of infraction. We are artists, let us use technology to aid, not replace us."

-Alex Heder

ADA ACCOMODATION STATEMENT

UNT makes reasonable academic accommodation for students with disabilities. Students seeking accommodation must first register with the Office of Disability Accommodation (ODA) to verify their

eligibility. If a disability is verified, the ODA will provide a student with an accommodation letter to be delivered to faculty to begin a private discussion regarding one's specific course needs. Students may request accommodations at any time, however, ODA notices of accommodation should be provided as early as possible in the semester to avoid any delay in implementation. Note that students must obtain a new letter of accommodation for every semester and must meet with each faculty member prior to implementation in each class. For additional information see the ODA website at disability.unt.edu.

COURSE SAFETY PROCEDURES

While working in laboratory sessions, students enrolled in the class are required to follow proper safety procedures and guidelines in all activities requiring lifting, climbing, walking on slippery surfaces, using equipment and tools, handling chemical solutions and hot and cold products. Students should be aware that UNT is not liable for injuries incurred while students are participating in class activities. All students are encouraged to secure adequate insurance coverage in the event of accidental injury. Students who do not have insurance coverage should consider obtaining Student Health Insurance. Brochures for student insurance are available in the UNT Student Health and Wellness Center. Students who are injured during class activities may seek medical attention at the Student Health and Wellness Center at rates that are reduced compared to other medical facilities. If students have an insurance plan other than Student Health Insurance at UNT, they should be sure that the plan covers treatment at this facility. If students choose not to go to the UNT Student Health and Wellness Center, they may be transported to an emergency room at a local hospital. Students are responsible for expenses incurred there.

EMERGENCY NOTIFICATIONS AND PROCEDURES

UNT uses a system called Eagle Alert to quickly notify students with critical information in the event of an emergency (i.e., severe weather, campus closing, and health and public safety emergencies like chemical spills, fires, or violence). In the event of a university closure, please refer to the UNT Learning Management System (LMS) for contingency plans for covering course materials.

ACCEPTABLE STUDENT BEHAVIOR

Student behavior that interferes with an instructor's ability to conduct a class or other students' opportunity to learn is unacceptable and disruptive and will not be tolerated in any instructional forum at UNT. Students engaging in unacceptable behavior will be directed to leave the classroom and the instructor may refer the student to the Dean of Students to consider whether the student's conduct violated the Code of Student Conduct. The University's expectations for student conduct apply to all instructional forums, including University and electronic classroom, labs, discussion groups, field trips, etc. The Code of Student Conduct can be found at deanofstudents.unt.edu/conduct.

SURVIVOR ADVOCACY

UNT is committed to providing a safe learning environment free of all forms of sexual misconduct, including sexual harassment sexual assault, domestic violence, dating violence, and stalking. Federal laws (Title IX and the Violence Against Women Act) and UNT policies prohibit discrimination on the basis of sex, and therefore prohibit sexual misconduct. If you or someone you know is experiencing sexual harassment, relationship violence, stalking, and/or sexual assault, there are campus resources available to provide support and assistance. UNT's Survivor Advocates can assist a student who has been impacted by violence by filing protective orders, completing crime victim's compensation applications, contacting professors for absences related to an assault, working with housing to facilitate a room change where appropriate, and connecting students to other resources available both on and off campus. The Survivor Advocates can be reached at SurvivorAdvocate@unt.edu or by calling the Dean of Students Office at 940-565-2648. Additionally, alleged sexual misconduct can be non-confidentially reported to the Title IX Coordinator at oeo@unt.edu or at (940) 565 2759.



Weekly Schedule

I reserve the right to change the dates and due dates as I deem necessary for the fulfillment of course objectives.

YELLOW HIGHLIGHTED SECTIONS INDICATE ONLINE WORK. WE WILL NOT MEET AS A CLASS THESE DAYS.

SSD: Sewing Sample Dictionary

A#: Assignment

P#: Projects

Week 1	January 13	Tuesday: Syllabus and <ul style="list-style-type: none"> Machine stitches Surging/overlock Plain Seam 	Assign: <ul style="list-style-type: none"> P#1 Ditty Bag SSD #1-#3
	January 15	Thursday: Ditty Bag Work Day	
Week 2	January 20	Tuesday: <ul style="list-style-type: none"> Flat felled seam Welt Seam Curved Seams <ul style="list-style-type: none"> Concave Convex Concave TO Convex 	Assign: <ul style="list-style-type: none"> SSD #4-#8
	January 22	Thursday: <ul style="list-style-type: none"> Interfaces and when to use them. Half Scale Miniatures and their use. 	Assign: P#2 Half Scale Miniature Due: P#1 Ditty Bag
Week 3	January 27	Tuesday: <ul style="list-style-type: none"> Double top-Stitched Seam French Seam Bound edge/bound seam (Stitch the Ditch) <ul style="list-style-type: none"> Bias tape 	Assign: <ul style="list-style-type: none"> SSD #9-#11
	January 29	Thursday: Understanding the Body <ul style="list-style-type: none"> Taking Measurements in half scale and full scale 	Due: P#2 Half Scale Miniature
Week 4	February 3	Tuesday: <ul style="list-style-type: none"> Darts Flat Patterning the sloper 	Assign: <ul style="list-style-type: none"> SSD #12 A#1 ½ Scale Sloper
	February 5	Thursday: Truing patterns	Due A#1 ½ Scale Sloper
Week 5	February 10	Tuesday: <ul style="list-style-type: none"> Standard Front Placket Shifting the darts 	Assign: <ul style="list-style-type: none"> SSD #13 A#2 Shifted Darts
	February 12	Thursday: Patterning the Sleeve sloper	Assign: A#3 Sleeve Sloper Due: A#2 Shifted Darts
Week 6	February 17	Tuesday: <ul style="list-style-type: none"> Gathering Stitch, Ruching, &Smocking Altering Sleeve patterns pt1 	Assign: <ul style="list-style-type: none"> SSD #14-#16 A#4 2pt sleeve, Gigot Sleeve and Puff Sleeve Due:A#3 Sleeve Sloper
	February 19	Thursday: <ul style="list-style-type: none"> Altering Sleeve Patterns pt2 	Assign: <ul style="list-style-type: none"> A#5 Lantern, Flounce, Tulip Sleeve. Due:A#4 2pt sleeve, Gigot Sleeve and Puff Sleeve
Week 7	February 24	Tuesday: <ul style="list-style-type: none"> Collars pt 1-Patterning 	Due: A#5 Lantern, Flounce, Tulip Sleeve.

	February 26	Thursday: Collars pt 2	Assign: A#6 mandarin, Flat, stand Collars
Week 8	March 3	Tuesday: <ul style="list-style-type: none"> Lapped Zipper Invisible Zipper 	Assign: <ul style="list-style-type: none"> SSD #17-#18
	March 5 MIDTERM	Thursday: <ul style="list-style-type: none"> Work Day Meet with Alex 	Due: SSD #1-#18 Due: A#6 mandarin, Flat, stand Collars
Week 9	March 10	SPRING BREAK NO CLASSES	
	March 12		
Week 10	March 17	Tuesday: <ul style="list-style-type: none"> Box Pleats Knife Pleats Cartridge pleats Grow tucks 	Assign: <ul style="list-style-type: none"> SSD #19-#22
	March 19	Thursday: Patterning Pants	Assign: <ul style="list-style-type: none"> A#7 Full Scale Pattern Sloper pants
Week 11	March 24	Tuesday: <ul style="list-style-type: none"> Truing pants patterns Manipulating pants Pattern Inseam Pocket 	Assign: <ul style="list-style-type: none"> SSD #23 Due: A#7 Full Scale Pattern Sloper pants pattern
	March 26	Thursday: <ul style="list-style-type: none"> Double Fold Hem Rolled Hem Blind Hem 	Assign: <ul style="list-style-type: none"> SSD #24-#26
Week 12	March 31	Tuesday: <ul style="list-style-type: none"> Button holes and Buttons Button Fly 	Assign: <ul style="list-style-type: none"> SSD #27-#28 P#3 Trousers
	April 2	Thursday: <ul style="list-style-type: none"> Zipper Fly 	Assign: <ul style="list-style-type: none"> SSD #29 Due:
Week 13	April 7	Tuesday: <ul style="list-style-type: none"> Patch Pocket Welt Pocket 	Assign: <ul style="list-style-type: none"> SSD #30-#31 Due:
	April 9	Thursday:	Assign: P#4 Jacket Due: P#3 Trousers
Week 14	April 14	Tuesday: <ul style="list-style-type: none"> Continuous Placket 	Assign: <ul style="list-style-type: none"> SSD #32 Due:
	April 16	Thursday:	Assign: Due:
Week 15	April 21	Tuesday:	Assign Due:
	April 23	Thursday:	Assign: : Final Project Due: P#4 Jacket
Week	April 28	Tuesday:	Assign:

16			Due:
	April 30	Thursday:	Assign: Due:
Week 17	May 5	Tuesday: NO CLASS	Assign: Due:
	May 7	Thursday: FINALS	Assign: Due: SSD #19-#32