

The Lines and Curves of the Cursive Manuscript Alphabet



Here are all the letters of the alphabet to help you understand how they are written with long spines, short spines, tracing, curve left and right, crosses, and dipping below the bottom line. All this is hard to remember. You don't need to learn all these letters now. They will be learned a few at a time as you read them in their own story within CompuRead.

Long Spines

b, d, f, h, k,

l and t

Short Spines

a, m, n, v, w,

v, w, and z

Trace Up and Down the Spine

d, h, m, n

r, and p

Cross



Curve Left

a, c, d, e, f,

g, j, o,

q, and s

Curve Right

b, h, m, n,

p, and r

Dip

g, j, p

q, and y

Cursive Writing Directions for Lower Case or Small 'a' and Capital Big 'A'



a a a a a a a

Small 'a': Start a full circle left at the middle line around to the bottom line and up to the middle line. Down 'a's short spine to the bottom line, curve up. Short Writing Directions: Around, down.

A A A A A A A

Big 'A': Start a full circle left at the top line around to the bottom line and up to the top line. Down the spine to the bottom line, curve up. Short Writing Directions: Around, down.

Cursive Writing Directions for Lower Case or Small 'b' and Capital Big 'B'



Small 'b': Curve up from bottom to top line. Circle left down to bottom line. Curve up to middle line. Small curve right on middle line. Short Writing Directions: Up, curve left, down, up, small curve right.



Big 'B': Middle line to top line, down to bottom line. Jump to top, curve right to middle line. Curve right again to bottom line. Small curve right. Short Writing Directions: Middle line to top, down to bottom, trace up to top, curve right, curve right, small curve.

Writing Directions for Lower Case or Small 'c' and Capital Big 'C'



c c c c c c c

Small 'c': Start left on just below middle line, circle around to bottom line. Curl up a little and stop on middle line. Short Writing Directions: Around, Stop.

C C C C C C C

Big 'C': Circle left on top line to bottom line. Curve up to middle line and stop stop.
Short Writing Directions Around, stop.

Writing Directions for Lower Case or Small 'd' and Capital Big 'D'



d d d d d d d

Small 'd': Full circle left from middle to bottom line, back to top line. Down tall spine to bottom line. Curve up to middle line. Short Writing Directions: Circle, up, down, curve up.

D D D D D D D

Big 'D': From top to bottom line down tall spine. Circle right around to bottom line and curve up to top line. Circle left around to top line. Short Writing Directions: Down, around, curve up, around.

Writing Directions for Lower Case or Small 'e' and Capital Big 'E'




Small 'e': From bottom line, slant up to middle line. Curve left around from middle line down to bottom line and curve up. Short Writing Directions: Line, around.




Big 'E': From top line, curve left to middle line. Small curve left around to bottom line and up to middle line. Short Writing Directions: Curve around, curve around, up.

Writing Directions for Lower Case or Small 'f' and Capital Big 'F'



Small 'f': From bottom line, slant up to top line. Curve left around to bottom line, dip below bottom line. Curve up to bottom line to spine. Curve up. Short Writing Directions: slant up, curve left, down past bottom line, up to bottom line, curve up.



Big 'F': From top line, slant to bottom line. Curve left up to middle line. Curve right. Cross at middle line. Cross at top line. Short Writing Directions: Down, curve up, small line right, line right, line right.

Writing Directions for Lower Case or Small 'g' and Capital Big 'G'



g g g g g g g

Small 'g': From middle line, curve left down to bottom line. Oval shape, up to middle line. Slant to bottom line, past bottom line. Curve right around up to bottom line. Up to middle line.

Short Writing Directions: Around, down, curve up.

G G G G G G G

Big 'G': From bottom line, slant up to top line. Curve left around to middle line and up just above middle line. Slant down to bottom line and up curve left, up to middle line. Small curve right.

Short Writing Directions: Slant up, curve around, up, slant down, curve up, small curve.

Writing Directions for Lower Case or Small 'h' and Capital Big 'H'



Small 'h': From bottom line, curve up to top line. Curve left around down to bottom line. Up short spine to middle line. Curve around down to bottom line and up to middle line. Short Writing Directions: Slant up to top, around down, slant up to middle, around down, curve up.



Big 'H': From top line, circle right down to bottom line. Jump to top, curve left to bottom line. Curve up and left to middle line stem and around to middle line. Short Writing Directions: Curve right around down, curve left around down, small curve up around.

Writing Directions for Lower Case or Small 'i' and Capital Big 'I'



i i i i i i i

Small 'i': From bottom line, slant up to middle line. Slant down to bottom line. Curve up to middle line. Dot above middle line. Short Writing Directions: Up, down, curve, dot.

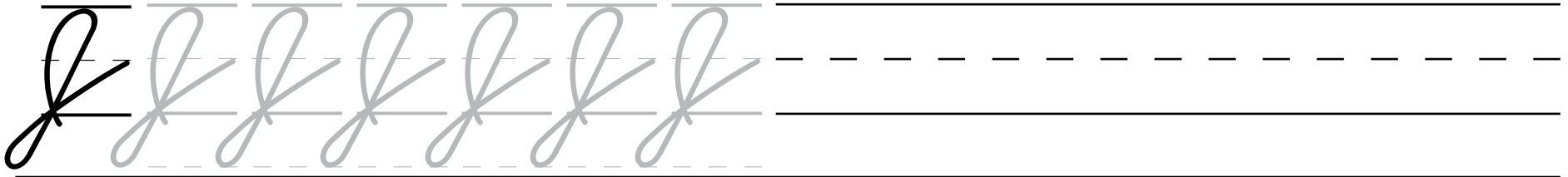
I I I I I I I

Big 'I': From bottom line, curve up to top line. Curve right and down to bottom line. Curve up to middle line. Small right curve. Short Writing Directions: Curve up, right around, curve right.

Writing Directions for Lower Case or Small 'j' and Capital Big 'J'



Small 'j': From bottom line, slant up to middle line. Slant down past bottom line. Circle around right to middle line. Dot above middle line. Short Writing Directions: Slant up, slant down, circle around, dot.



Big 'J': From bottom line, curve up to top line. Circle right around to bottom line. Dip below bottom line. Circle right around up to middle line. Short Writing Directions: Curve up, circle right around, dip, circle right.

Writing Directions for Lower Case or Small 'k' and Capital Big 'K'



Small 'k': From bottom line, curve up to top line. Circle left down to bottom line. Slant right up to middle line. Circle right around. Slant right to bottom line. Curve up to middle line. Short Writing Directions: Slant up, circle around, slant up, circle around, slant up.



Big 'K': From top line, circle right down to bottom line, jump to top line. Curve left to middle line. Small circle right around down to bottom line. Curve up to middle line. Short Writing Directions: Curve down, jump, curve down, small around down, curve up.

Writing Directions for Lower Case or Small 'l' and Capital Big 'L'



Small 'l': From bottom line, curve up to top line. Circle left around to bottom line. Curve up. Short Writing Directions: Curve up, circle around down, curve up.



Big 'L': From middle line, curve up to top line. Circle left around down to bottom line. Small circle right around. Dip to bottom line. Short Writing Directions: Curve up, circle left around, circle right around, dip.

Writing Directions for Lower Case or Small 'm' and Capital Big 'M'



m m m m m m m

Small 'm': From bottom line, slant up to middle line. Curve right around down to bottom line. From bottom line, slant up to middle line. Curve right around down to bottom line. Curve up to middle line and down to bottom line. Curve up to middle line. Short Writing Directions: Slant up, curve down, slant up, curve down, slant up again and down, curve up.

M M M M M M M

Big 'M': Same as small m, but taller. Start from top line. Slant to bottom line. Slant up above middle line and down to bottom line. Slant up above middle line and around to bottom line. Curve up to middle line. Short Writing Directions: Half circle around, down, up, circle around down, up again, circle around, down, slant up.

Writing Directions for Lower Case or Small 'n' and Capital Big 'N'



n n n n n n n

Small 'n': Same as the m, but with one less hump. From just above the bottom line, slant up to middle line. Circle right around, down to bottom line. Slant up to middle line. Circle right around, down to bottom line, curve up. Short Writing Directions: Slant up, curve around down, slant up, curve around down, curve up.

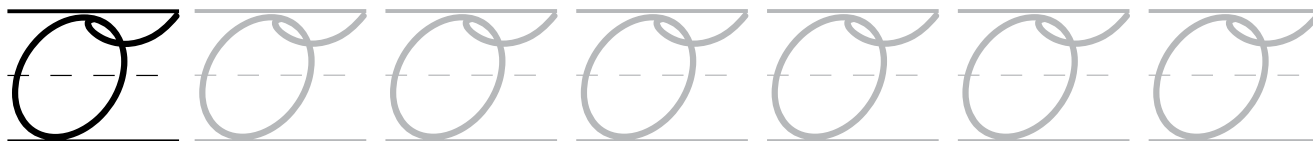
N N N N N N N

Big 'N': Same as the small n, but taller. From top line, circle right around to bottom line. Slant up just above middle line. Circle around to bottom line, curve up. Short Writing Directions: Slant up, curve around, down, slant up, curve around, down, curve up.

Writing Directions for Lower Case or Small 'o' and Capital Big 'O'



Small 'o': From middle line, circle left around to bottom line, up to middle line. Small right curve.
Short Writing Directions: Circle left, small right curve.



Big 'O': Same as small o, but taller. From top line, circle left to bottom line. Up to top line. Small right curve. Short Writing Directions: Circle left, small right curve.

Writing Directions for Lower Case or Small 'p' and Capital Big 'P'



p p p p p p p

Small 'p': From just above the bottom line, curve up to just above the middle line. Slant down to bottom line, dip. Circle right around, up to middle line. Circle right around down to bottom line. Slant up to middle line. Short Writing Directions: Slant up, slant down, dip, curve up, circle around, slant up.

P P P P P P P

Big 'P': Same as small p, but taller. From middle line, slant up to top line. Slant down to bottom line. Jump up the spine, just below top line. Circle right around to spine. Short Writing Directions: Slant up, slant down, circle around.

Writing Directions for Lower Case or Small 'q' and Capital Big 'Q'



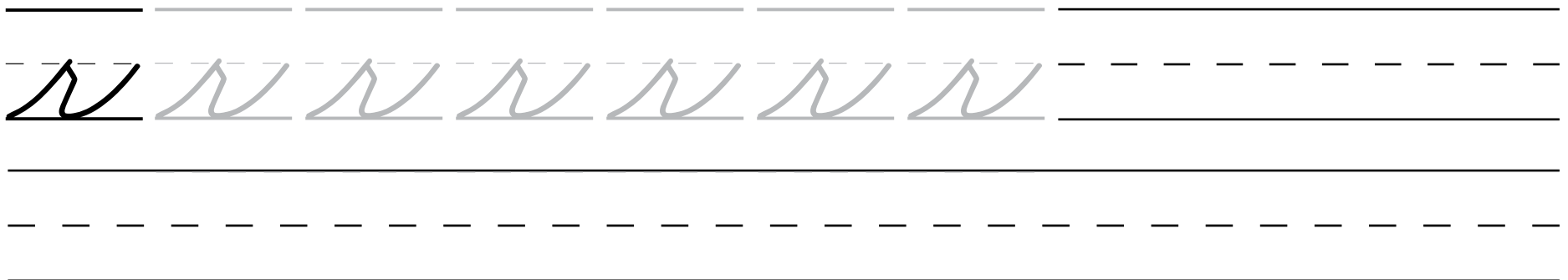
q q q q q q q

Small 'q': From middle line, circle left around to bottom line, up to middle line. Slant down to bottom line, dip. Circle up to bottom line. Slant up to middle line. Short Writing Directions: Circle around, slant down, circle up, small slant.


Q Q Q Q Q Q Q

Big 'Q': From top line, big circle left around. Jump to bottom line. Small circle around. Short Writing Directions: Around, jump, circle around.

Writing Directions for Lower Case or Small 'r' and Capital Big 'R'



Small 'r': From the bottom line, slant up to middle line. Slant down right just below middle line. Slant left down to bottom line. Curve up to middle line. Short Writing Directions: Slant up, small slant right, slant left, curve up to middle line.



Big 'R': From middle line, slant up to top line. Slant down to bottom line. Jump to just below top line. Circle right around to middle line. Circle around and down to bottom line. Curve up to middle line. Short Writing Directions: Slant up, down, jump, circle around, curve down, curve up.

Writing Directions for Lower Case or Small 's' and Capital Big 'S'



Small 's': From bottom line, slant up to middle line. Slant and curve down to bottom line. Small curve left. Curve and slant up to middle line. Short Writing Directions: Slant up, slant and curve down, slant and curve up.



Big 'S': From bottom line slant up to top line. Circle left around. Down to bottom line. Curve left up to middle line. Small slant right. Short Writing Directions: Slant up, circle around down, curve around up, small slant.

Writing Directions for Lower Case or Small 't' and Capital Big 'T'




Small 't': From the bottom line, slant up to just above the middle line. Slant back down to bottom line. Curve right up to middle line. Cross at middle line. Short Writing Directions: Slant up, slant down, curve up, cross.




Big 'T': From top line slant down to bottom line. Curve left to middle line. Small curve right. Jump to top and cross at top line. Short Writing Directions: Slant down, curve up, small curve, cross.

Writing Directions for Lower Case or Small 'u' and Capital Big 'U'



Small 'u': From just above bottom line, slant up to middle line. Slant down to bottom line. Curve right up to middle line. Slant down to bottom line. Curve up to middle line. Short Writing Directions: Slant up, slant down, curve up, slant down, curve up.



Big 'U': From top line, curve right around to bottom line. Curve up to top line. Slant down to bottom line. Curve up to middle line. Short Writing Directions: Curve down, curve up, slant down, curve up.

Writing Directions for Lower Case or Small 'v' and Capital Big 'V'



Small 'v': From just below middle line, slant up to middle line. Curve right around to bottom line. Curve to middle line. Small right slant and curve. Short Writing Directions: Slant up, curve, slant up, small curve.



Big 'V': Just like the small v, but taller. From top line, curve right around to bottom line. Curve up to top line. Short Writing Directions: Curve around, curve up.

Writing Directions for Lower Case or Small 'w' and Capital Big 'W'



Small 'w': From just below middle line, slant up to middle line. Slant down to bottom line. Curve right up to middle line. Slant down to bottom line, curve up. Small right curve. Short Writing Directions: Slant up, slant down, slant up, slant down, curve up, small curve.



Big 'W': From top line, right curve down to bottom line. Curve up to top line. Down spine to bottom line. Curve right up to top line. Short Writing Directions: Curve down, curve up, down, curve up.

Writing Directions for Lower Case or Small 'x' and Capital Big 'X'



Small 'x': From bottom line, slant up to middle line. Curve around, slant down to bottom line, curve up to middle line. Cross left from middle line to bottom line. Short Writing Directions: Slant up, curve down, curve up, cross.



Big 'X': From just below top line, slant up to top line, curve around, slant down to bottom line, curve up. Cross left from top line down to bottom line. Short Writing Directions: Slant from left down to right, cross.

Writing Directions for Lower Case or Small 'y' and Capital Big 'Y'



Small 'y': From just above bottom line, slant up to middle line. Curve down to bottom line. Curve up to middle line. Slant down to bottom line, dip below. Circle right around up to middle line. Short Writing Directions: Slant up, curve right around, curve up, slant, dip, circle up.



Big 'Y': Just like to small y, but taller. From top line, circle around down to bottom line. Curve up to top line. Down spine, dip below bottom line. Circle around up to middle line. Short Writing Directions: Circle around down, curve up, down, circle up.

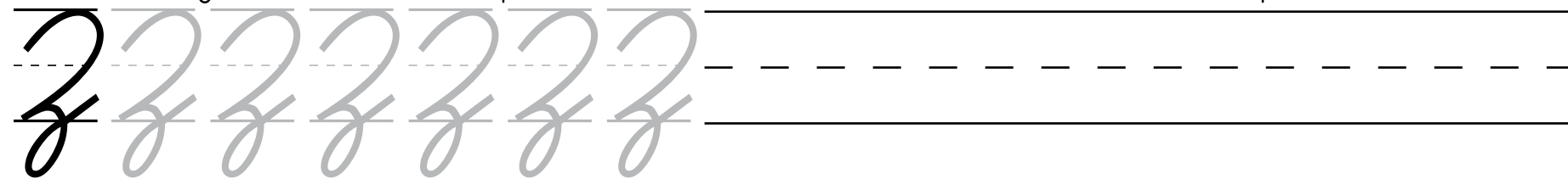
Writing Directions for Lower Case or Small 'z' and Capital Big 'Z'



Small 'z': From just above bottom line, slant up to middle line. Circle right around, down to bottom line.

Small right slant and dip below bottom line. Circle around and up to middle line.

Short Writing Directions: Slant up, curve around down, curve around down, curve up.



Big 'Z': Just like the small z, but taller. From just below top line, circle around down to bottom line. Small right slant and dip below bottom line. Circle around and up to middle line.

Short Writing Directions: Circle around, circle around, up.