

FRIDAY

WHO DO YOU NEED TO SHOW KINDNESS TO?
WRITE THEIR NAME AND HOW YOU CAN
SHOW THEM KINDNESS THIS WEEK.

HOW CAN YOU KEEP A WATCHFUL EYE FOR OPPORTUNITIES TO BE KIND TO THERS?

SATURDAY



Do you know the memory verse?

Say the memory verse to a grown-up. Circle the orange if you know it. Circle the apple if you need to keep practicing!



"But the Holy Spirit produces this kind of fruit in our lives: love, joy, peace, patience, kindness, goodness, faithfulness, gentleness, and self-control."

GALATIANS 5:22-23




NAME _____

Designed To Help Parents Take The Lesson Further Through Discipleship!



1-3 Grade Challenge Card Part 5



BIBLE STORY
BOAZ SHOWS KINDNESS
RUTH 2



Dear Parents,
Your child learned about the Fruit of the Spirit. Today, they learned about kindness, just like you. You can help your child continue learning about kindness by using the activities in this take-home paper. It's fun and easy, and you will watch the fruit of kindness grow! Complete one activity each day with the suggested schedule!

I AM MOTIVATED TO LIVE IN KINDNESS

PARENT SIGNATURE

MONDAY

WHAT IS KINDNESS?

DRAW A PICTURE OF WHAT YOU LOOK LIKE WHEN YOU'RE BEING KIND TO SOMEONE.



WHEN DO YOU FIND IT HARD TO SHOW KINDNESS?

TUESDAY

WHO SHOWS YOU KINDNESS?

THINK OF SOMEONE WHO HAS BEEN KIND TO YOU. WRITE THEM A THANK YOU NOTE. USE THE PROMPT TO GET YOUR LETTER STARTED.



Wednesday

BIBLE STORY REVIEW

FILL IN THE MISSING WORDS IN THE POEM FROM THE WORD BANK.

BASKET

KINDNESS

RUMBLY

FIELD



Ruth's tummy was _____,

She needed some bread.

Her _____ was empty.


How would she get fed?



She went to the _____ and followed behind.

Boaz showed her _____

her basket was lined!



THURSDAY

CIRCLE PICTURES THAT ARE SHOWING KINDNESS. TALK ABOUT HOW THE PEOPLE ARE SHOWING THE FRUIT OF THE SPIRIT - KINDNESS.

