

# FRIDAY

WHO DO YOU NEED TO PRACTICE PATIENCE WITH? WRITE THEIR NAMES!

---

---

---

WHAT WILL YOU DO TO HELP YOU REMEMBER TO HAVE PATIENCE?

# SATURDAY



Do you know the memory verse?

**Say the memory verse to a grown-up. Circle the orange if you know it. Circle the apple if you need to keep practicing!**



*"But the Holy Spirit produces this kind of fruit in our lives: love, joy, peace, patience, kindness, goodness, faithfulness, gentleness, and self-control."*

**GALATIANS 5:22-23**




NAME \_\_\_\_\_

Designed To Help Parents Take The Lesson Further Through Discipleship!



1-3 Grade Challenge Card Part 4

Dear Parents,  
Your child learned about the Fruit of the Spirit. Today, they learned about patience, just like you. You can help your child continue learning about patience by using the activities in this take-home paper. It's fun and easy, and you will watch the fruit of patience grow! Complete one activity each day with the suggested schedule!



**BIBLE STORY**  
GOD IS PATIENT WITH THE ISRAELITES  
NEHEMIAH 9

**I AM MOTIVATED TO LIVE IN PATIENCE**

PARENT SIGNATURE

-----

# MONDAY

WHAT IS PATIENCE?



WHY IS IMPORTANT TO HAVE PATIENCE?

WHAT IS THE OPPOSITE OF HAVING PATIENCE?


# TUESDAY

PRAY WITH AN ADULT

HOLY SPIRIT, HELP ME TO HAVE YOUR PATIENCE EVERY DAY! EVEN WHEN I DON'T FEEL LIKE BEING PATIENT WITH OTHERS, HELP ME BE MORE LIKE YOU. AMEN!

WHEN DO YOU FIND IT MOST DIFFICULT TO BE PATIENT?

Three horizontal lines for writing the answer to the question above.



# Wednesday

WHERE DO YOU HAVE TO PRACTICE PATIENCE? DRAW THREE PLACES.

1

2

3

# THURSDAY

DRAW A PICTURE OF WHAT YOU LOOK LIKE WHEN YOU ARE BEING PATIENT.

A large blank rectangular area for drawing a picture.

HOW DO YOU FEEL WHEN YOU HAVE PATIENCE?