

# TRAVEL SNAP CARDS

## SAFARI PHOTOGRAPHY



Virtually, every photographer dreams of a safari photographic adventure and there is much to consider before making the large investment for this type of travel. In this card, we will outline some of the early considerations.

PRINT SIZE: A5  
14cm x 21cm /  
5.83" x 8.27"

### GET THE GEAR



- A-** If possible 3 camera bodies would be better. Two for constant use and one for backup.
- B-** At least 300mm. A zoom telephoto is perfect: 200-400mm zoom.
- C-** For sweeping vista shots. Work with both cameras at once. One with the zoom telephoto lens and the other with the wide-angle lens. You don't want the best action to occur while you're changing lenses.
- D-** Electronic flash for night photography. Also bring LOTS of memory cards (**E**).

### PRO TIP!

**ISO: AUTO** Use Auto ISO and set a maximum that works well with your camera model.


**A / Av** Use aperture priority and keep your lens set between wide open and f/11. Always note your shutter speed. For active wildlife you want that shutter speed fast enough to freeze the action.

 f/11



Always focus on the eyes! For birds, using a single center spot for focusing works well. For larger animals use a center cluster of focus points.



### DEALING WITH DUST



Dust is a major concern while on safari. **Don't change lenses unless it is absolutely necessary.** Bring some thick pillowcases and place gear that you're not actively using inside the pillowcase to protect it from dust.

**PRO TIP:** Carry a lens pen for quick and easy cleaning. Each evening conduct a more thorough cleaning of the entire exterior of the cameras and lenses. A dusty sensor can ruin your pictures.

### COMPOSING



The close up photograph is always dramatic, but as a travel photographer, make sure you take in the big picture as well. Show potential travelers the story of the surroundings!

Capture all of the wildlife from the birds to the smaller creatures on the ground. Your guide may know a lot about the wildlife and the location, but have little knowledge about photography. Provide suggestions to your tour guide