

# ACCESSORIES & SOFTWARE

— Enhance Your Love of Sewing —



**baby lock**

FOR THE LOVE OF SEWING



# ENHANCE YOUR SEWING WITH BABY LOCK ACCESSORIES

Your Baby Lock machine is just what you need for endless creative opportunities. And with the right accessories, you can do even more with your machine. Baby Lock offers a variety of feet, attachments, stabilizers, hoops and software to enhance your sewing experience.

## ACCESSORY CATEGORIES



Sewing Accessories



Longarm & Quilting  
Accessories



Embroidery  
Accessories



8-Thread & Cover  
Stitch Sergers



4-Thread Serger



Sashiko Feet &  
Attachments



Bobbins & Needles



Extension Tables



Trolleys & Covers



Support & Education



FOR THE LOVE OF SEWING



# FINDING THE CORRECT MACHINE MODELS AND GROUPS

Before browsing this catalog, note your machine's model number and group letter. This will help you determine which accessories fit your machine. Compatible model numbers and/or group letters with the accessories. For Multi-needle embroidery machines and Long Arm machines refer to those sections of this catalog.

SEWING MACHINE MODEL .....	GROUP/SHANK	SEWING MACHINE MODEL .....	GROUP/SHANK
Accord (BLMCC)	G/L	Esante (ESI2/ESI)	B/H
Accomplish I/II (BL520B/BL530B)	I/H	Espire (BLSR)	A/L
Aerial (BLAE)	B/H	Espire (ESP)	A/L
Allegro (BLMAG)	G/L	Flare (BLMFL) Embroidery Only	G/L
Altair I/II (BLTA/BLTA2)	B/H	Flourish I/II (BLMFO/BLMFO2) Embroidery Only	G/L
Amelia (BL100A)	G/L	Grace (BL40A)	D/L
Anna (BL20A)	No Group/L	Intrigue (INT)	G/L
Aria (BLAR)	B/H	Jane (BL500A)	I/H
Audrey (BL67)	G/L	Jazz I/II (BLMJZ/BLMJZ-2/BLMJZ-2D)	G/L
Aurora (BLMAR)	G/L	Journey (BLJY)	B/H
Aventura (BLMAV/BLMAV2)	G/L	Joy (BL25B)	No Group/L
Ballad (BLBA)	B/H	Jubilant (BL80B)	G/L
BL9	H/L	Katherine (BL210A)	G/L
B15/B17/B21	F/L	Lyric (BLMLR)	G/L
B37	D/L	Maria (BL23A)	H/L
BL1550/BL1556	E/L	Melody (BLMY)	G/L
BL6150/BL6200/BL6300/BL6600/BL6700/BL6800	D/L	Meridian I/II (BLMA/BLMA2) Embroidery only	B/H
BL7800	B/L	Molly (BL30A)	No Group/L
BL8800	C/L	Natalie (BL18A)	H/L
Bloom (BLMBM)	G/L	Pathfinder (BLPF) Embroidery Only	B/H
Brilliant (BL220B)	G/L	Presto I/Presto II (BLMPR/BLMPR2)	G/L
Chorus (BLCH)	B/H	Quest (BLQ2/BLQ2-PL)	J/L
Crafter's Choice (BLCC2/BLCC)	G/L	Quilter's Choice (BLQC/BLQC2)	G/L
Creative Pro (BL40/BL37)	D/L	Quilter's Choice Pro (BLQP)	I/H
Crescendo (BLCR)	B/H	Rachel (BL50A)	D/L
Decorator's Choice (BLDC2/BLDC)	G/L	Radiance/Radiance LT (BLRA/BLRA-LT)	B/H
Denim Pro (BL18/BL16)	H/L	Serenade (BLSN)	J/L
Design Pro (BL23/BL22)	H/L	Sofia (BL137A/BL137A2)	G/L
Destiny (BLDY2/BLDY)	B/H	Solaris (BLSA)	B/H
Elizabeth (BL200A)	G/L	Solaris 2 (BLSA2)	B/H
Ellageo/Ellageo Plus (BLL/BL2)	B/L	Solaris Vision (BLSA3)	B/H
Ellageo (ESG3/ESG2/ESG)	A/H	Soprano (BLMSP)	G/L
Ellegante (BLG3/BLG2/BLG)	B/L	Spirit (BLPY) Embroidery only	B/H
Ellisimo (BLSO/BLSOG/BLSOG2)	B/L	Symphony (BLSY)	B/L
Ellure (ESL)	A/H	Tempo (BLTP)	G/L
Ellure (BLR)	G/L	Unity (BLTY)	B/H
Ellure Plus (BLR3/BLR2)	G/L	Xscape (BL66)	G/L
Encore (ESN)	A/H	Vesta (BLMVE)	G/L
Esante (ESE2/ESE)	A/H	Verve (BLMVR)	G/L
Esante (BLN)	B/L	Zeal (BL35B)	No Group/L
		Zest (BL15B)	H/L



# SEWING ACCESSORIES



## Adapter

(BLTY-A)

**Fits Models** BLAE, BLAR, BLBA, BLCH, BLCR, BLDY2, BLDY, BLJY, BLSA3, BLSA2, BLSA, BLTA2, BLTA, BLTY

This Adapter extends the mid-high shank of the machine for compatibility with a wider variety of optional accessory feet with a low shank.



## Adapter ESE

(ESE-A)

**Fits Model** ESE

This Adapter extends the mid-high shank of the Esante (ESE) machine for compatibility with a wider variety of optional accessory feet with a low shank.

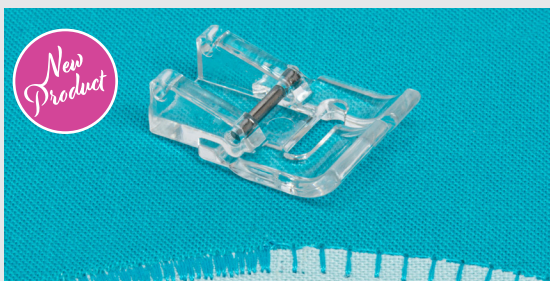


## Adapter for Mid-High Shank Machines ESE2

(ESE2-A)

**Fits Models** ESE2, ESG, ESG2, ESG3, ESL

This Adapter extends the mid-high shank of the machine for compatibility with a wider variety of optional accessory feet with a low shank.



## Applique Foot

(BLA-AF)

**Fits Models:** Groups A, B, D, G, H

Managing curves and corners is easy when using the clear applique foot. With a shorter toe, better visibility, and an alignment marking on the foot, aligning with the fabric edge while stitching around an image is seamless.



## Bias Binder Foot

(ESG-BB)

**Fits Groups** A, B, D, G, H, I\*

This incredible foot will save you hours of work on your next binding project. Transform raw bias strips into perfectly precise binding. The bias binder foot will fold, feed, flatten and finish your binding for you with unbelievable accuracy – all you'll have to do is choose your favorite fabrics!

**\*The Group I machines require the BLQP-MB (Master Bracket) to use this and other accessories.**



## Bias Binder Foot - Adjustable

(ESG-ABB)

**Fits Groups** A, B, D, G, H

Attach 1/4" to 3/4" wide bias binding in place with either straight or decorative stitches using this adjustable foot. This is the foot for attaching prepackaged and pre-pressed binding. It's capable of handling a variety of binding widths and decorative stitches.

• High shank machines require adapter - BLTY-A



# SEWING ACCESSORIES



## Bi-Level Foot - Left

(BLSO-BLF)

**Fits Groups A, B, D, G, H**

Use this foot for uniform and precise topstitching and edge stitching over seams and uneven areas. This foot is also helpful when quilting to topstitch along the edge of binding where areas may not be level.




## Bi-Level Foot - Right

(BLSO-BRF)

**Fits Groups A, B, D, G, H**

Use this foot for perfect topstitching and edge stitching over seams and uneven areas. This foot is also helpful when quilting to topstitch along the edge of binding where areas may not be level.




## Bi-Level Spring Action Guide 2mm

(BLQP-SA2)

**Fits Group I**

Use this foot for perfect 2mm stitching from the center needle to the edge of the fabric. This helpful foot has a metal guide that holds the fabric accurately for perfect topstitching and edge stitching, plus a spring to level the guide and a foot for precise stitching. Use this foot where narrow stitching is required.




## Bi-Level Spring Action Guide 5mm

(BLQP-SA5)

**Fits Group I**

Use this foot for perfect 5mm stitching from the center needle to the edge of the fabric. This helpful foot has a metal guide that holds the fabric accurately for perfect topstitching and edge stitching, plus a spring to level the guide and a foot for precise stitching.



## Bi-Level Spring Action Guide 8mm

(BLQP-SA8)

**Fits Group I**

Use this foot for perfect 8mm stitching from the center needle to the edge of the fabric. This helpful foot has a metal guide that holds the fabric accurately for perfect topstitching and edge stitching, plus a spring to level the guide and a foot for precise stitching.



## Blind Hem Foot


(BL66-BLH)

**Fits Groups A, B, D, G, H**

Looking for a quick, easy way to make your hems invisible? This foot was designed specifically for easily stitching a blind hem. You can also use this foot for quick stitching along fabric edges.



# SEWING ACCESSORIES



## Blind Stitch Foot

(BLG-BSF)

**Fits Groups A, B, G and Models BL50A, BL40A, BL40**

Looking for a quick, easy way to make your hems invisible? This replacement foot was designed specifically for easily stitching a blind stitch. You can also use this foot for quick stitching along fabric edges.




## Blind Stitch Foot with Guide

(BLG-BSGF)

**Fits Groups A, B**

Looking for a quick, easy way to make your hems invisible? This foot was designed specifically for easily stitching a blind stitch and includes an adjustable guide for accuracy. You can also use this foot for quick edge stitching along fabric edges.



## Border Guide Foot

(BLDY-BGF)

**Fits Groups A, B, D, G, H**

Easily match up your decorative stitches and border designs with the red lines on the Border Guide Foot. You no longer need to mark every row beforehand.




## Braiding Foot - Adjustable

(ESG-BF)

**Fits Groups A, B, D, G, H**

Used for both couching and stitching, this braiding foot is adjustable, which allows for greater flexibility in the width of the braid, cord, ribbon or elastic being applied.




## Bridging Plate Set: 2.5mm and 5mm

(BLDY-FP)

**Fits Group A, B, D, G**

The Bridging Plates keep 2 pieces of fabric separated at an equal distance joined by threads over an open area. This is most commonly used in Heirloom sewing with the technique of Bridging. Plates fit machines with similar bobbin covers. Not compatible with BLSA.



## Bridging Plate Set: 2.5mm and 5mm


(BLSA-FP)

**Fits Model BLRA-LT, BLRA, BLSA3, BLSA2, BLSA**

The Baby Lock Bridging Plates keeps two pieces of fabric separated at an equal distance joined by threads over an open area. This is most commonly used in Heirloom sewing with the technique of Bridging.



# SEWING ACCESSORIES



## Button Fitting Foot

(BLG-BFF)

**Fits Groups A, B, D, G, H (Excluding BL66)**

Easily sew buttons onto fabrics of any thickness. This pronged foot can be adjusted to suspend buttons over the fabric to create a thread shank if needed – perfect for thick coats that need extra thread room with strong stitches.



## Button Sewing Foot

(BL-BS)

**Fits Group H**

Attach 2- or 4-hole buttons to garments and other projects with your machine. This convenient foot holds buttons in place, allowing your machine to attach buttons to fabric with a sturdy zigzag stitch. This foot is perfect for buttons that can lay flat without much thread shank.




## Buttonhole Foot

(BL-ABH)

**Fits Models BL22/BL23**

When it comes to buttonholes, the perfect fit is key. The snap-on foot actually measures the button with a clamp system, for an even-sized and precise buttonhole every time! The built-in thread guides are ideal for creating corded buttonholes.

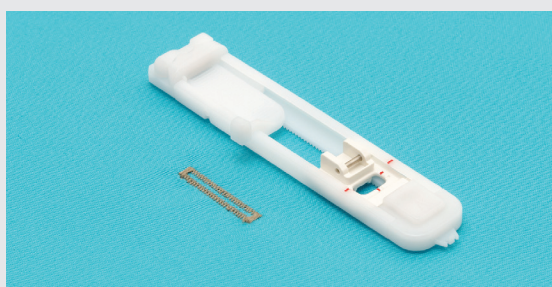


## Buttonhole Foot

(BLG-BH)

**Fits Groups A, B, G (Excluding BL67, BL66, INT)**

When it comes to buttonholes, the perfect fit is key. The snap-on foot actually measures the button with a clamp system, for an even-sized and precise buttonhole every time! The built-in thread guides are ideal for creating corded buttonholes.




## Buttonhole Foot

(BL37-BH)

**Fits Group D**

When it comes to buttonholes, the perfect fit is key. The snap-on foot actually measures the button with a clamp system, for an even-sized and precise buttonhole every time! The built-in thread guides are ideal for creating corded buttonholes.

**\*Does not work on Grace (BL40A)**




## Buttonhole Foot

(BL66-BH)

**Fits Model BL66**

When it comes to buttonholes, the perfect fit is key. The snap-on foot actually measures the button with a clamp system, for an even-sized and precise buttonhole every time! The built-in thread guides are ideal for creating corded buttonholes.

# SEWING ACCESSORIES



## Buttonhole Foot - Sliding

(BL-BH)

### Fits Group H

Create regular, 4-step and corded buttonholes with this sliding foot, which can be manually adjusted for the most accurate settings of your preference.




## Candlewicking Foot

(BLSO-CWF)

### Fits Groups A, B, D, G

The Candlewicking Foot has a deep tunnel on the underside to aid in feeding over a build-up of thread when using a candlewicking, decorative or utility stitch that repeats over itself or has high density.



## Chenille Foot

(BLSA-CHF)

### Fits Groups A, B, D, G

The Chenille Foot is designed to stitch through layers of fabric to create a texturized chenille effect. This foot makes it easy for beginners as well as for experienced quilters and sewers to create gorgeous textured embellishments with strips of fabric.



## Circular Sewing Attachment

(BL-CSA)

### Fits Groups B, D, G

This creative machine accessory allows sewers to stitch in a circular pattern using any forward-feeding utility or decorative stitch. Create corded frames with the included Baby Lock Braiding Foot and 3-hole Cording Foot.

**\*Does not fit Jazz (BLMJZ), Jazz2 (BLMJZ2/BLMJZ2D) or Allegro (BLMAG).**



## Compact Dual-Feed Foot - High Shank

(BLSA-DDF)

### Fits Models BLAE, BLAR, BLBA, BLCH, BLCR, BLDY2, BLDY, BLJY, BLRA-LT, BLRA, BLSA3, BLSA2, BLSA, BLTA2, BLTA, BLTY


Smaller than the original Digital Dual Feed Foot, this foot makes it even easier to achieve consistent stitches. Whether feeding a difficult fabric or multiple, thick layers this foot will keep fabric feeding evenly for complete control.

### Additional soles available for the compact digital dual feed foot:

- Couching Foot (BLTY-CDF)
- Open Toe Sole (BLTY-OTDF)
- 1/4" Sole with Guide Quilting Bar and Adapter- Right (BLDY-QGDF)
- Quilting Bar and Adapter- Left (BLDY-LQGDF)
- Stitch-in-the-Ditch Sole (BLDY-SDDF)



# SEWING ACCESSORIES




## Cording Foot - 3-Cord

(BLG-CF3)

**Fits Groups A, B, D, G, H**

Attaching decorative cords and threads is a snap. This foot eliminates tangling to ensure that cords lie flat and perfectly parallel to each other. The cording foot controls threads so both hands can guide the fabric. Use this foot to create decorative stitching over cording on single and double layers of fabric.



## Cording Foot - 3-Cord

(ESG-CF3)

**Fits Groups A, B, D, G, H**

This 3-hole cording foot makes attaching decorative cords and threads a snap. This foot eliminates tangling to ensure that cords lie flat and perfectly parallel to each other. The cording foot controls threads so both hands can guide the fabric. Use this foot to create decorative stitching over cording on single and double layers of fabric.




## Cording Foot - 5-Cord

(ESG-CF5)

**Fits Groups A, B, D, G, H**

This 5-hole cording foot makes attaching decorative cords and threads a snap. This foot eliminates tangling to ensure that cords lie flat and perfectly parallel to each other. The cording foot controls threads so both hands can guide the fabric. Use this foot to create decorative stitching over cording on single and double layers of fabric.




## Cording Foot - 7-Cord

(ESG-CF7)

**Fits Groups A, B, D, G, H (Excluding BL6800, BL6700, BL6600)**

This 7-hole cording foot makes attaching decorative cords and threads a snap. This foot eliminates tangling to ensure that cords lie flat and perfectly parallel to each other. The cording foot controls threads so both hands can guide the fabric. Use this foot to create decorative stitching over cording on single and double layers of fabric.



## Coupling Sole for Digital Dual-Feed Foot

(BLTY-CDF)

**Fits Models BLAR, BLBA, BLCH, BLCR, BLDY2, BLDY, BLJY, BLRA-LT, BLRA, BLSA3, BLSA2, BLSA, BLTA2, BLTA**

Add embellishing to your projects with the Coupling Sole for both the Compact Digital Dual Feed foot and the Digital Dual Feed foot. It allows you to couch cording or yarns with decorative utility stitches adding dimension to project.



## Darning Foot

(BL66-DF)

**Fits Model BL66**

Keep fabric flat and under control while darning. This foot is great to use while performing stippling, meandering and thread-painting techniques simply and precisely.



# SEWING ACCESSORIES



## Darning Free-Motion Foot

(BLMJZ-FM)

**Fits Model** BLMJZ-2D, BLMJZ-2, BLMJZ

This foot is great to use while performing stippling, meandering, darning and thread-painting techniques simply and precisely.




## Double Cording Foot 4-6mm

(BLSO-DCF6)

**Fits Groups** A, B, D, G, H

Use this foot to couch single or double rows of 4-6mm cording to your fabric. It can also be used to make single and double rows of piping.




## Double Cording Foot 7-8mm

(BLSO-DCF8)

**Fits Groups** A, B, D, G, H

Use this foot to couch single or double rows of 7-8mm cording to your fabric. It can also be used to make single and double rows of piping.




## Edge Joining Foot

(ESG-EJF)

**Fits Groups** A, B, D, G, H

For even-sided stitching when joining two pieces of fabric, lace or trim, try this edge joining foot. It is also great for narrow edge stitching.



## Embroidery Foot with LED Pointer (W+)

(BLTY-EF)

**Fits Models** BLAE, BLDY2, BLDY, BLJY, BLMA2, BLMA, BLPF, BLPY, BLRA-LT, BLRA, BLSA3, BLSA2, BLSA, BLTA2, BLTA, BLTY

This foot enables the Needle Beam to highlight the exact needle drop point on your machine. It is helpful for precise embroidery positioning and placement.

**Class 1 Laser Product** (IEC60825-1:2007)



## Embroidery Foot with Needle Beam

(BLMAC-EF)

**Fits Models** BLMFL, BLMFO2, BLMFO, BLMAV2, BLMAV, BLMVE

This foot enables the Needle Beam, powered by Baby Lock IQ Technology,™ to highlight the exact needle drop point on your Aventura, Flourish, Flare and Vesta embroidery machines. Ensures precise embroidery design positioning and placement.

**Class 1 Laser Product** (IEC60825-1:2007)



# SEWING ACCESSORIES




## Embroidery Foot W

(BLG-EF)

**Fits Models** BLSOG2, BLSOG, BLSO, BLG3, BLG2, BLG

This embroidery foot was created as an alternative for computerized embroidery machines. The built-in wiper will pull back your thread tail for detailed embroidery.




## Embroidery Foot

(BLL-EF)

**Fits Models** BLL2, BLL, BLN, BLG (Version 3.0 or above), BLSR

The embroidery foot is available as a standard embroidery foot replacement.



## Embroidery Foot

(BLR-EF)

**Fits Models** BLMVR, BLR3, BLR2, BLR, BLMR, BL137A2, BL137A

The embroidery foot is available as a standard machine embroidery foot replacement.



## Felling Foot

(ESG-EF)

**Fits Groups** A, B, D, G, H, J

This foot has a 4mm underfoot groove which is ideal for making one step, professional-looking flat felled seams in one step. This foot saves time and is great for garment construction, especially enclosed side seams on denim.




## 5/8" Adjustable Seam Guide Foot

(BLSA-SGF)

**Fits Groups** A, B, D, G, H

Most commonly for 5/8" (16mm) garment seaming; however, this foot comes prepared to help for all your seaming needs. This foot is great for all projects that require the utmost accuracy, such as: garment seam allowances, topstitching or piecing.



## Flex Reaction Foot

(BLQP-FR)

**Fits Group** I

This advanced foot is great for creating seams with a topstitch on fabrics that are difficult to feed, like silk, leather, velvet, vinyl, micro fibers and suede. The built-in spring keeps fabric from sliding, giving you control as you stitch.



# SEWING ACCESSORIES



## Free-Motion Couching Foot

(BLTY-CCF)

Fits Models BLAR, BLBA, BLCH, BLCR, BLDY2, BLDY, BLJY, BLRA-LT, BLRA, BLSA3, BLSA2, BLSA, BLTA2, BLTA, BLTY

Easily embellish projects with decorative yarns using the Baby Lock Couching Foot. The guides hold your yarn, giving your hands more control for free-motion sewing.



## Free-Motion Echo Quilting Foot

(BLSR-FME)

Fits Models BLAE, BLAR, BLBA, BLCH, BLCR, BLDY2, BLDY, BLG3, BLG2, BLG\*, BLJY, BLL2, BLRA-LT, BLRA, BLSA3, BLSA2, BLSA, BLSOG2, BLSOG, BLSO, BLSR, BLSY, BLTA2, BLTA, BLTY

Give quilting patterns, appliqué designs and other items a gorgeous frame of echo patterns with this foot. The built-in clear disk with measured guides helps to create perfect free-motion "rippling" effects with even spacing and accurate stitching.

Requires software version 3.0 or above



## Free-Motion Open Toe Quilting Foot

(BL-FMO)

Fits Group G

This foot uses a spring to ensure the lines in your free-motion quilting stay straight, even on fabrics of uneven thicknesses.




## Free-Motion Open Toe Quilting Foot

(BLSR-FMO)

Fits Models BLG3, BLG2, BLG (version 3.0 or above), BLL2, BLSOG2, BLSOG, BLSO, BLSR, BLSY

This **low shank** foot offers excellent visibility while free-motion quilting. It's ideal for decorative and zigzag stitches.



## Free-Motion Open Toe Quilting Foot

(BLDY-FMO)

Fits Models BLSA, BLDY2, BLDY, BLTY, BLJY, BLCR, BLAR, BLTA, BLAE

This **high shank** foot offers excellent visibility while free-motion quilting. It's ideal for decorative and zigzag stitches.



## Free-Motion Quilting Foot

(BLG-FM)

Fits Group A, B and Models BL15B, BL35B, BL25B

This clear-view foot offers excellent visibility while free-motion quilting, and the dual marking lines allow extra precision during alignment. The built-in spring load will prevent flagging to keep fabric flat and under control – perfect for techniques that require extra precision, such as stippling, meandering and thread painting.



# SEWING ACCESSORIES




## Free-Motion Quilting Foot

(BLQP-FM)

### Fits Group I

The built-in viewing window of this foot offers excellent visibility and control. The built-in spring load prevents flagging and helps keep fabric flat and under control. This foot is excellent for precise stippling, meandering and thread painting techniques.




## Free-Motion Quilting Foot

(BLSO-FMC)

### Fits Models BLSOG2, BLSOG, BLSO

This foot is for free-motion stitching and supports fabric when using a straight stitch.




## Free-Motion Quilting Foot

(BLSR-FMC)

### Fits Models BLG (Version 3.0 or above), BLG3, BLG, BLL2, BLL, BLSR, BLSY

This foot is for free-motion stitching and supports fabric when using a straight stitch.



## Free-Motion Quilting Foot Set

(BL-FMQS)

### Fits Groups B, D, G

This Free-Motion Quilting Foot Set comes with a main shank and four interchangeable soles. Use this set for all your free-motion quilting needs including straight lines on fabric, quilting on uneven thickness, echo quilting effects and even ruler work.



## Free-Motion Transparent Foot

(ESG-TP)

### Fits Groups A, B, D, G, H (Excluding INT)

This clear-view foot offers excellent visibility and control. The spring load will prevent flagging and help keep fabric flat and under control. Great for performing stippling, meandering and thread painting techniques simply and precisely.



## Fringe/Looping Foot

(ESG-LF)

### Fits Groups A, B, D, G, H

Create one-of-a-kind decorative surface embellishments that look and feel like chenille-type textures. This is the perfect foot to easily create loops, fringe and heirloom fagoting. This foot can even be used for making accurate pattern markings.



# SEWING ACCESSORIES



## Gathering Foot

(BLQP-GF)

### Fits Groups I

This foot allows you to gather fabric with speed and precision to create perfect ruffles.




## Gathering Foot

(ESG-DS)

### Fits Groups A, B, D, G, H (Excluding INT)

Gather the fast and easy way with this foot. Baby Lock's gathering foot simultaneously gathers and attaches ruffles to garments, pillows and other home décor items in no time!




## General Purpose Foot

(BLQP-GP)

### Fits Group I

This presser foot is perfect for all of your basic sewing and garment construction needs, using the straight stitch and other standard functions. This is a standard foot that comes with this machine group I.



## General Purpose Zigzag Foot

(BLG-ZZ)

### Fits Groups A, B, D, G, H

This presser foot is perfect for utility stitches and other standard functions. This is a handy accessory to have if your machine's original foot is misplaced.



## Heavyweight Foot

(BLQP-HW)

### Fits Group I

When sewing thick, lofty or high-pile fabrics like fleece, sherpa or faux fur, it's easy for fabric to get caught by the needle. This foot includes an inclined toe that gradually flattens the fabric as it feeds through your machine, preventing fabric from catching.



## Hemmer Foot

(ESG-HF)

### Fits Groups A, B, D, G, H, I\*

This hemmer foot is perfect for hems that are too small to do by hand. It automatically curls under a 3mm double hem while stitching with either a straight stitch or a decorative Parisian hemstitch. Works best on blouses, gowns and other projects with lightweight fabric.

**\*The Group I machines require the BLQP-MB (Master Bracket) to use this and other accessories.**



# SEWING ACCESSORIES



## Hemmer Foot 4mm

(BLA-HF4)

**Fits Models:** Groups A, B, D, G, H, I

Create a couture hem finish using the 4mm Hemmer foot. With the fabric positioned in the coil guide, the fabric edge is rolled to the inside and the hem is secured with the selected stitch (i.e. straight stitch). The end look is a perfectly even rolled hem. The 4mm Hemmer foot was designed for use with light to medium-weight fabrics. Looking for a slightly wider hem finish, the 6mm Hemmer foot is the perfect solution.

**Note:** Group I will require BLQP-MB (Master Shank)




## Hemmer Foot 6mm

(BLA-HF6)

**Fits Models:** Groups A, B, D, G, H, I

Create a couture hem finish using the 6mm Hemmer foot. With the fabric positioned in the coil guide, the fabric edge is rolled to the inside and the hem is secured with the selected stitch (i.e. straight stitch). The end look is a perfectly even rolled hem. The 6mm Hemmer foot was designed for use with light to medium-weight fabrics.

**Note:** Group I will require BLQP-MB (Master Shank)



## Master Shank

(BLQP-MB)

**Fits Group I**

Open a world of new techniques using this innovative ankle with your machine (BL530B, BL520B, BL500A, BLQP). The master shank allows you to attach and use a wider variety of optional snap on feet.




## Monogramming N+ Foot

(BLSA-MF)

**Fits Group A, B, D, G, H**

Make your mark with this foot. The wide open toe provides great visibility and a larger range of motion for your needle, making appliqué, wide decorative stitches and free-motion monograms easy.



## Monogramming Foot

(BLG-MF)

**Fits Groups A, B, D, G, H**

Make your mark with this foot and your machine. The wide open toe provides great visibility and a larger range of motion for your needle, making appliqué, wide decorative stitches and free-motion monograms easy.



# SEWING ACCESSORIES



## Open Toe Foot

(BL66-OT)

**Fits Groups A, B, D, G, H**

The open width and clear plastic of this foot make it perfect for projects that require visibility and stability, such as appliqué, surface embellishments and stitching around intricate areas with decorative stitches. It even has a larger groove on the underside to accommodate thicker stitches and decorative threads.



## Open Toe Foot

(BLSY-OT)

**Fits Groups A, B, D, G, H**

The metal open toe foot is the perfect foot for sewing appliqué or stitching around intricate areas. This foot has a larger groove cut out of the underside to accommodate thicker stitches and decorative threads.




## Open Toe Foot

(ESG-OT)

**Fits Groups A, B, D, G, H**

The open width and clear plastic of this foot make it perfect for projects that require visibility and stability, such as appliqué, surface embellishments and stitching around intricate areas with decorative stitches. It even has a larger groove on the underside to accommodate thicker stitches and decorative threads.




## Open Toe Sole for Digital Dual-Feed Foot

(BLTY-OTDF)

**Fits Models BLAE, BLAR, BLBA, BLCH, BLCR, BLDY2, BLDY, BLJY, BLRA-LT, BLRA, BLSA3, BLSA2, BLSA, BLTA2, BLTA, BLTY**

Use the Open Toe Sole with your Compact Digital Dual Feed Foot or Digital Dual Feed Foot for better visibility while sewing. It's ideal for more accurate placement of stitches.




## Overcasting Foot

(BL66-OF)

**Fits Groups A, B, D, G, H**

This foot delivers a consistent and accurate overcasting stitch for a serged effect using your sewing machine. Thread is locked around the edge of fabric and aligned with the edge to prevent fabric from unraveling.



## Overcasting Foot

(BLG-OF)

**Fits Groups A, B**

This foot delivers a consistent and accurate overcasting stitch for a serged effect using your sewing machine. Thread is locked around the edge of fabric and aligned with the edge to prevent fabric from unraveling.



# SEWING ACCESSORIES




## Pearl and Piping Foot

(ESG-PP)

**Fits Groups A, B, D, G, H**

Pearls and piping are just the beginning! You'll have many creative options for surface embellishments that can be applied with ease and speed. Attach beads up to 4mm, make and apply piping up to 1/4" in diameter, and even attach cording.




## Pintuck Foot

(ESG-PF)

**Fits Groups A, B, D, G, H**

Pintucks are a beautiful way to add texture to a classic heirloom or everyday garment. The five grooves on this foot allow for perfect spacing with professional results. This foot allows for precision pintucking when making corded and hollow tucks, as well as parallel and curved forms.

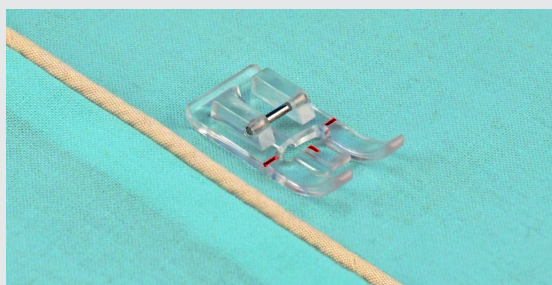


## Pintuck Foot

(BLSO-PK)

**Fits Groups A, B, D, G, H**

Pintucks are a beautiful way to add texture to a classic heirloom or everyday garment. This foot allows for precision pintucking when making corded and hollow tucks, as well as parallel and curved forms.



## Piping Foot-Left

(BLSO-LP)

**Fits Groups A, B, D, G**

Piping can be made for finishing detail on projects ranging from home decorating to the finest heirloom garments. This piping foot accommodates a 2mm piping cord. The left position groove and markings on the foot allow for piping cord to be properly placed for a 3/8" seam allowance.




## Piping Foot - Mini

(BLSO-MP)

**Fits Groups A, B, D, G**

Piping can be made for finishing detail on projects ranging from home decorating to the finest heirloom garments. This piping foot accommodates a 2mm piping cord perfect for infant wear and doll clothes. The foot size fits into small areas and tight corners, and the clear view allows you to see exactly where you are stitching for precise placement.



## 1/4" Quilting Foot - Clear


(BLSA-CQF)

**Fits Groups A, B, D, G, H**

The Baby Lock Clear 1/4" Foot is an excellent addition for any sewer or quilter that wants additional visibility while stitching the perfect 1/4" seams or topstitching.



# SEWING ACCESSORIES




## 1/4" Quilting Foot

(BLQP-QF)

### Fits Group I

You can sew an exact 1/4" seam when piecing or create perfect 1/4" or 1/8" topstitching. This foot also features raised markings along the sides of the foot for easy and flawless pivoting.




## 1/4" Quilting Foot

(BLSO-QF)

### Fits Groups A, B, D, G

The Baby Lock 1/4" Quilting or Patchwork Foot has several uses. Not only can the foot be used to sew an exact 1/4" seam for piecing a quilt, it can also be used to sew perfect 1/4" topstitching. The locking pin assures you can sew over uneven fabric layers.



## 1/4" Quilting Foot

(BL37-QF)

### Fits Groups A, B, D, G, H

You can sew an exact 1/4" seam when piecing or create perfect 1/4" or 1/8" topstitching. This foot also features raised markings along the sides of the foot for easy and flawless pivoting.



## 1/4" Quilting Foot

(ESG-QF)

### Fits Groups A, B, D, G, H

You can sew an exact 1/4" seam when piecing or create perfect 1/4" or 1/8" topstitching. This foot also features raised markings along the sides of the foot for easy and flawless pivoting.



## 1/4" Quilting Foot with Guide

(ESG-QGF)

### Fits Groups A, B, D, G, H

Eliminate swerving by running your fabric alongside the included guide. This foot ensures an exact 1/4" seam when piecing a quilt, or a perfect 1/4" topstitch.



## 1/4" Quilting Foot with Guide

(BLSO-QGF)

### Fits Groups A, B, D, G

The Baby Lock 1/4" Foot with Guide is an excellent addition for any sewer who wants to have perfect 1/4" seams or topstitching. Run fabric along the guide to avoid swerving, and use the locking pin to sew on uneven fabric layers.



# SEWING ACCESSORIES



## **1/4" Sole with Guide for Digital Dual-Feed Foot** (BLDY-QFDF)

Fits Models BLAR, BLBA, BLCH, BLCH, BLDY2, BLDY, BLJY, BLRA-LT, BLRA, BLSA3, BLSA2, BLSA, BLTA2, BLTA

With this sole installed on the Compact Digital Dual Feed Foot or Digital Dual Feed Foot, the fabric can be smoothly fed while piecing a uniform 1/4" seam allowance.



## **Quilt Binding Foot**

(BLSA-QBF)

Fits Groups A, B, D, G, H

Attaching binding accurately using your favorite machine stitches. This foot accommodates the difference in thickness between the body of a quilt and the attached binding. The regular thickness section is designed to be just outside of the 7mm stitch width, allowing for uniform and precisely-spaced topstitching.




## **Quilting Bar & Adapter for the Compact & Digital Dual-Feed Foot (Right)**

(BLDY-QGDF)

Fits Models BLAR, BLBA, BLCH, BLCH, BLDY2, BLDY, BLJY, BLRA-LT, BLRA, BLSA3, BLSA2, BLSA, BLTA2, BLTA, BLTY

Perfect for quilting projects that require precision with the use of the Digital Dual-Feed Foot. The quilting bar is shaped so it glides smoothly over sewn seams without snagging to align equally-spaced rows of parallel topstitching.

\*Adapter only TA-0119



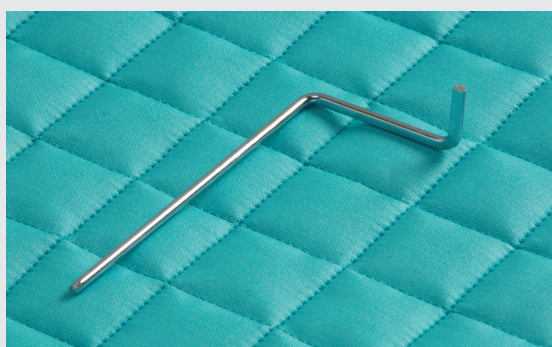
## **Quilting Bar & Adapter for the Compact & Digital Dual-Feed Foot (Left)**

(BLDY-LQGDF)

Fits Models BLAR, BLBA, BLCH, BLCH, BLDY2, BLDY, BLJY, BLRA-LT, BLRA, BLSA3, BLSA2, BLSA, BLTA2, BLTA, BLTY

This exclusive Adapter and Quilting Bar set is perfect for projects that require more precision, such as quilting or garment construction with the use of the Digital Dual-Feed Foot. Rounded at the base to glide smoothly over fabrics and sewn seams without snagging.

\*Adapter only TA-0119



## **Quilting Bar**

(ESG-QB)


Fits Groups A, B, D, G, I

This quilting bar is great for guiding exact rows of topstitching. Adjust the bar for the width that you need. This guide bar works wonderfully with the walking foot.

\*Group I - use with Master shank BLQP-MB



# SEWING ACCESSORIES



## Quilting Guide

(BLG-QG)

**Fits Groups B and G**

This convenient quilting guide aligns equally spaced rows of parallel topstitching. This quilting guide can also be used with the walking foot.




## Quilting Leather Roller Foot

(BLSO-LRF)

**Fits Groups A, B, D, G, H**

Use this foot for perfect stitching along tight curves, such as the fingers of gloves. It also is a useful foot for quilting. Achieve a free-motion result with the confidence of having the machine feed the fabric.

\*Requires adapter for high shank machines BLTY-A



## Rolled Hem Foot

(BLQP-RH)

**Fits Group I**

This foot is designed for hems that are too small to sew by hand. It automatically curves under a 3mm double hem while stitching with a straight stitch. This foot includes a built-in shank and works best on blouses, gowns, and other projects with lightweight fabric.



## Roller Foot

(ESG-RF)

**Fits Groups A, B, D, G, H, I**

This roller foot is designed for controlling materials that are difficult to feed, such as silk, leather, velvet, vinyl, micro fibers and suede. The textured rollers help move the foot freely across various fabric thicknesses without any damage or impressions.

\*The Group I machines require the BLQP-MB (Master Bracket) to use this and other accessories.

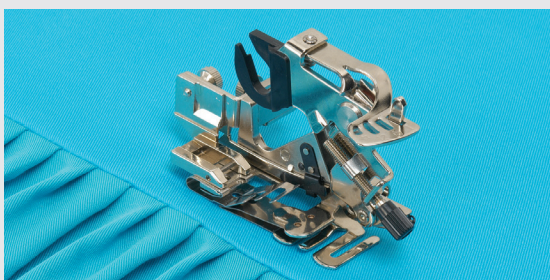


## Roller Foot - Metal

(BLSO-RF)

**Fits Groups A, B, D, G, H**

The roller foot is designed to control materials that are difficult to feed, such as silk, leather, velvet, vinyl, micro fibers and suede. The metal rollers help move the foot freely across various fabric thicknesses without any damage or impressions.



## Ruffling Foot


(SA122)

**Fits Groups A, B, G and Model BL40 (Excludes ESL, ESP, INT)**

Easily make and attach ruffles as well as finish your edge in one simple step. Add perfectly spaced ruffles to garments, pillows and other home décor items.



# SEWING ACCESSORIES



## 1/4" Ruler Foot

(BLQP-RF)

**Fits Models:** BL500A, BLQP, BL520B, BL530B

Create stunning designs using rulers or templates when using the 1/4" Ruler foot. With a width of 1/2" and height of 1/4" a stable edge is created. Add the open toe for visibility and the squared-off back giving the ruler a space to rest while stitching this foot is a match for anyone interested in ruler/template quilting.



## Ruler Foot - High Shank

(BL-HOTRF)

**Fits Models** BLAE, BLAR, BLBA, BLCH, BLCR, BLDY2, BLDY, BLJY, BLRA-LT, BLRA, BLSA3, BLSA2, BLSA, BLTA2, BLTA, BLTY

Quilt beautiful designs using rulers and acrylic templates with the Open Toe Ruler Foot. This 1/2" wide foot is designed to give you a 1/4" radius from the needle and the 1/4" height of the foot allows for stability when using high shank and long-arm style rulers. The foot is squared off under the ankle to give space for the ruler to sit while stitching.




## Ruler Foot - Low Shank

(BL-LOTRF)

**Fits Groups** A, B, D, G, H

Quilt beautiful designs using rulers and acrylic templates with the Open Toe Ruler Foot. This 1/2" wide foot is designed to give you a 1/4" radius from the needle and the 3/16" height of the foot allows for stability when using 3/16" low shank rulers. The foot is squared off under the ankle to give space for the ruler to sit while stitching.

\*Excluding B models listed for part BL-HOTRF



## Seam Guide

(BLQP-SG)

**Fits Group** I

Attach this adjustable seam guide to the throat plate of your machine to achieve precise seams. Simply run your fabric along the guide edge for perfect seam allowances every time.




## Seam Guide

(BLG-SG)

**Fits Groups** A, B, C and Model BL40 (Excludes BL67, BL66, ESL, ESP, INT, BLMS)

Attach this adjustable seam guide to the throat plate of your machine to achieve precise seams. Simply run your fabric along the guide edge for perfect seam allowances every time. It is capable of sewing seams from 5/8" to 1/4".



## Sequin & Decorative Trim Foot


(BLSO-STF)

**Fits Groups** A, B, D, G, H

This foot allows you to add different types of sequins and ribbons to your projects for unique embellishments. The adjustable guide on the foot and groove underneath the presser foot allows the trims to feed with ease.



# SEWING ACCESSORIES




## Side Cutter Foot

(BLG-SCF)

**Fits Groups A, B, G (Excludes BL67, BL66)**

To simulate a serged stitch on a sewing machine, nothing comes closer than the side cutter foot. Easily sew an overcasting stitch to lock thread around the edge of fabric, perfectly aligned with the edge. This convenient foot even trims raw edges with the built-in knife blade.



## Stitch Guide Foot

(BLG-SGF)

**Fits Groups A, B, D, G, H**

This foot was designed for projects that require the utmost accuracy, such as garments, topstitching or piecing while quilting. The built-in ruler is perfect for keeping your measurements precise at all times.



## Stitch-in-the-Ditch Foot

(BLSO-SDF)

**Fits Groups A, B, D, G**

The Stitch-in-the-Ditch Foot delivers perfect stitching in the pieced seam ditches on your quilt or in the seams of any project.



## Stitch-in-the-Ditch Sole for the Compact & Digital Dual Feed Foot

(BLDY-SDDF)

**Fits Models BLAR, BLBA, BLCH, BLCR, BLDY2, BLDY, BLJY, BLRA-LT, BLRA, BLSA3, BLSA2, BLSA, BLTA2, BLTA, BLTY**

Using the Compact Digital Dual Feed Foot or the Dual Feed Foot, this sole delivers perfect stitching in the pieced seam ditches on your quilt or in the seams of any project.



## Straight Stitch Foot

(BLG-SS)

**Fits Group B**

Reduce puckering on lightweight fabrics and prevents delicate fabrics from jumping and shifting. The small opening on the foot provides support as the needle travels through the fabric, preventing flagging.



## Straight Stitch Foot


(ESG-SSL)

**Fits Groups A, B, D, G, H**

Reduce puckering on lightweight fabrics and prevent delicate fabrics from jumping and shifting, with the Straight Stitch Foot. The small opening on the foot provides support as the needle travels through the fabric, preventing flagging.



# SEWING ACCESSORIES



## Straight Stitch Needle Plate & Foot

(BLMAC-SS)

**Fits Models** BL210A, BL220B, BLMAV2, BLMAV, BLMLR, BLMSP, BLMVE

Use the straight stitch needle plate when sewing thin fabrics or when sewing small pieces that tend to sink into the hole of the regular needle plate during sewing.

**\*Only for machines with needle plate sensors**




## Teflon Coated Foot

(ESG-TF)

**Fits Groups** A, B, D, G, H

Use this nonstick foot to easily feed fabrics that tend to cling to ordinary feet. It is perfect for creating straight and decorative stitches on leather, plastic, vinyl, suede and other demanding fabrics.



## Vertical Stitch Alignment Foot

(BLSO-VF)

**Fits Models** BLAR, BLBA, BLCH, BLCR, BLDY2, BLDY, BLJY, BLRA-LT, BLRA, BLSA3, BLSA2, BLSA, BLSY, BLTA2, BLTA, BLTY

For precision and accuracy on topstitching, such as hems to help maintain a fixed distance from the edge of the fabric.




## Very Narrow Foot

(BLQP-VN)

**Fits Group** I

Attach thick, bulky, or beaded trims with a close, precise stitch leaving little to no space between cords and trims - using this foot can create the tiniest of seam allowances.



## Walking Foot

(BLQP-WF)

**Fits Group** I

The walking foot is ideal for quilting or for fabrics that stretch or slip easily, such as velvet and corduroy. You won't believe how helpful this foot is for aligning plaids and other difficult patterns.



## Walking Foot


(BLG-WF)

**Fits Groups** A, B, D, G, H

The walking foot is designed for quilting or for fabrics that stretch or slip easily, such as velvet and corduroy. You won't believe how helpful this foot is for matching up plaids and other difficult patterns.



# SEWING ACCESSORIES




## Walking Foot with Guides

(BLQP-QGWF)

### Fits Group I

The walking foot is wonderful for sewing or quilting fabrics that stretch or slip easily, such as velvet and corduroy, to feed multiple layers evenly without shifting. The quilting guides are great for aligning exact rows of parallel topstitching that are equally spaced.



## Walking Foot with 2 Guides - Low Shank

(BLDW-L2)

### Fits Groups B, D, G, H

This exclusive foot includes feed dogs that control and guide multiple layers evenly. It includes three interchangeable soles, a standard sole, open toe sole and stitch-in-the-ditch sole, as well as two quilting bars to guide your topstitching in either direction.

**\*For high shank machines attach the adapter (included with the machine) to the presser bar first.**




## Dynamic Walking Foot with Standard and Open Toe Sole

(BLSA-WF)

### Fits Groups A, B, D, G, H

The Dynamic Walking Foot is wonderful for fabrics that stretch or slip easily, such as velvet or corduroy. This foot has a set of feed dogs that help feed multiple layers evenly and comes with two easily interchangeable soles: a standard sewing sole and an open toe sole.



## Walking Foot Soles for BLSA-WF

(BLSA-WFS)

### Fits BLSA-WF

These soles fit on the Dynamic Walking Foot BLSA-WF. This set contains a 1/4" guide sole, a Stitch in Ditch sole and Long Quilting Guide. These soles have a guide that extends in front of the sole for precise alignment of the fabric. The opening for the needle is not limited to center needle and allows layers to feed evenly with no puckering. The quilt bar will extend in front of the sole and can be used on the left or the right side. (Cannot connect to the left when the automatic needle threaders is used.)



## Zipper Foot

(BLG-WZF)

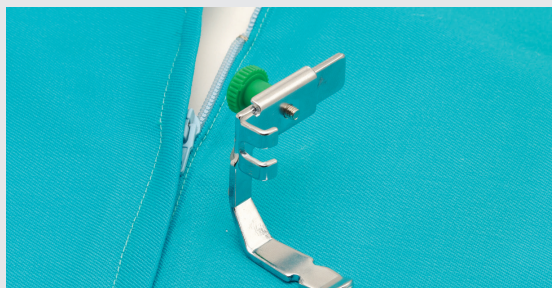
### Fits Groups A, B, D, G, H, I

This is a standard foot for inserting zippers, snap tape and more. The toe of the foot is narrow for more visibility and precision. Adjust the needle to either the right or left to sew both sides of your zipper easily. You can also use it to attach piping or decorative cording.

**\*The Group I machines require the BLQP-MB (Master Bracket) to use this and other accessories.**



# SEWING ACCESSORIES

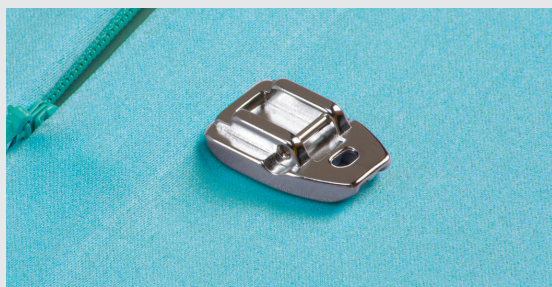


## Zipper Foot

(BLQP-ZF)

### Fits Group I

The zipper foot for inserting zippers, snap tape and more. The toe of the foot is narrow for more visibility and precision. Adjust the foot to either the right or left to sew both sides of your zipper easily. You can also use it to attach piping or decorative cording.




## Zipper Foot - Invisible

(ESG-IZF)

### Fits Groups A, B, D, G, H

For invisible zippers with a professional appearance, this is the right foot to use. The zipper coils act as the guide for this foot, allowing for perfectly positioned stitches that won't show on the outside of your garment.




## Zipper Foot - Invisible

(BLQP-IZF)

### Fits Group I

For invisible zippers with a professional appearance, this is the right foot to use. The zipper coils actually act as the guide for this foot, allowing for perfectly positioned stitches that won't show on the front of your garment.



## Zipper Foot - Narrow

(ESG-ZF)

### Fits Groups A, B, G (Not for ESI/ESI2)

This is the ideal sewing foot for inserting zippers, snap tape and more. The toe of the foot is narrow for more visibility and precision. Adjust the needle to either the right or left to sew both sides of your zipper easily. You can also use it to attach piping or decorative cording.



## Zipper Foot - Right

(BL-ZF)

### Fits Groups A, B, D, G, H, I

This is the perfect choice for inserting zippers, snap tape and more. The toe of the foot is narrow for more visibility and precision. You can also use it to attach piping or decorative cording.



## Zipper/Piping Adjustable Foot


(BLG-AZF)

### Fits Group G and Models BLSR, BL40

This is your go-to foot for inserting zippers, snap tape and more. The toe of the foot is narrow for more visibility and precision. Adjust the needle to either the right or left to sew both sides of your zipper easily. You can also use it to attach piping or decorative cording.



# SEWING ACCESSORIES



## Zipper Foot - Teflon

(BLDY-TZF)

Fits Groups A, B, D, G, H, I

If you're inserting zippers, snap tape and more with vinyl, this is the foot you need. The Teflon coating keeps the foot from sticking to the surface of the fabric. You can also use it to attach piping or decorative cording.

**\*The Group I machines require the BLQP-MB (Master Bracket) to use this and other accessories.**



## Advanced Multi-Function Foot Control

(BLSA3-AMFC)

Fits Models BLAE, BLAR, BLBA, BLCH, BLCR, BLRA-LT, BLRA, BLSA3, BLSA2, BLSA, BLTA2, BLTA, BLTY

The Baby Lock Advanced Multi-Function Foot Control has been designed with convenient toggling of functions, allowing you to keep your hands on your project.

### Programmable functions include:

- Start/Stop
- Thread Cutting
- Needle Up & Down
- Single Stitch
- Reverse/Reinforcement Stitch
- Presser Foot up/down
- No settings

Simply replace the single-pedal, single-function foot controller included with this Advanced multi-function controller, and program the foot controller functions through the LCD display on your machine.



## Dual-Function Foot Control

(BLMAC-DFC)

Fits Models BL210, BLBA, BLCH, BLDY2, BLDY, BLMAR, BLMAV2, BLMAV, BLMBM, BLMCC, BLMLR, BLMSP, BLSA3, BLSA2, BLSA, BLTA2, BLTA

Make sewing easier with the Baby Lock Dual-Function Foot Control. Start and stop your sewing with the main foot control, and perform one more convenient function with the heel tap feature. Choose from Thread Cutting, Needle Up/Down, Single Stitch or Reverse Stitch.



## Multi-Function Foot Control

(BLMA-MFC)

Fits Models BLAE, BLAR, BLBA, BLCH, BLCR, BLDY2, BLJY, BLSA2, BLSA, BLSO, BLTA, BLTY

Make sewing easier with the Baby Lock Multi-Function Foot Control. Start and stop your sewing with the main foot control, and program two additional functions with the heel tap feature and side pedal.



## Accessory Bag

(BLFABB)

Get organized with the Baby Lock accessory bag. This bag is sold without any Baby Lock accessories included. Comes in black with the iconic Baby Lock logo embroidered on the front. The bag measures 12.5" W x 3.75" D x 11" H. The bag comes with 3 sets of pages for individual product. The pages velcro in the book for easy transport. Page 1 contains 12 individual zippered pockets, page 2 has 6 individual zippered pockets, page 3 has 4 individual zippered pockets. The bag comes with two handles, and a strap for easy transport. There are pockets inside the bag for more storage.




# SEWING ACCESSORIES



## 2-Spool Sewing & Embroidery Thread Stand (BLMA-ST5)

Fits Models BLAR, BLBA, BLCH, BLCR, BLJY, BLMA2, BLMA, BLPY, BLTA2, BLTA, BLTY

The Baby Lock Sewing and Embroidery Thread Stand will make your sewing, embroidery and quilting easier than ever. It can accommodate larger spools and pre-load a color change.



## 2-Spool Sewing & Embroidery Thread Stand (BLMAC-ST5)

Fits Models BL210A, BL220B, BLMAV2, BLMAV, BLMFO2, BLMFO, BLMLR, BLMSF

The Baby Lock Sewing and Embroidery Thread Stand will make your sewing, embroidery and quilting easier than ever. It can accommodate larger spools and pre-load a color change.


\*Does not work with BLMA



## 10-Spool Thread Stand (BLMA-TS)

Fits Models BLSOG2, BLSOG, BLSO, BLTY, BLJY, BLPY, BLDY, BLDY2, BLTA, BLMA, BLMA2, BLDY, BLDY2, BLSA, BLSA2, BLSA3, BLTA2

Make embroidery even easier with the embroidery thread stand. Place 10 spools of thread to make embroidering any design more convenient. One by one, all your threads will be ready to embroider.



## Edge Sewing Sheets (5 sheets per package) (BLSO-ESS)

Fits Models BLDY2, BLDY, BLSOG-2, BLSOG, BLSO

Replacement edge sewing sheets for your machine. Place the edge sewing sheet on top of the needle plate cover. This enables the built-in camera to detect the edge of your fabric.



## End Point Stickers (BLSA-SEP)

Fits Models BLRA-LT, BLRA, BLSA3, BLSA2, BLSA

Your Solaris2 or Solaris with installed Upgrade2 machine recognizes end point sewing stickers for alignment and stopping position of your decorative stitches. This feature is perfect for where ever you need the utmost precision in decorative stitching. This refill package contains one sheet of 243 stickers.



## Magnifying Lens (BLMA-ML)

Fits Models BLDY2, BLDY, BLMA2, BLMA, BLSA3, BLSA2, BLSA, BLTA2, BLTA

This accessory magnifies up to 1.7x for better visibility of the area around the needle.



# SEWING MACHINE FOOT KITS



## Solaris Foot Kit

(BLSAFTKIT)

**Fits Model** BLSA3, BLSA2, BLSA, BLDY2, BLDY

Expand your creative possibilities with this 30-Piece Foot and Accessory Kit. It features a wide variety of feet for more techniques. They come in a handy carrying case.

### Kit includes:

- 1" Bias Binder
- Adjustable Bias Binder
- Braiding Foot
- Candlewicking Foot
- 7-Cord Cording Foot
- Double Cording Foot 4-6mm
- Double Cording Foot 7-8mm
- Edge Joining Foot
- Felling Foot
- Fringe/Looping Foot
- Gathering Foot
- Hemmer Foot
- Open Toe Foot
- Open Toe Sole for Digital Dual-Feed Foot
- Pearl and Piping Foot
- 3-Groove Pintuck Foot
- 5-Groove Pintuck Foot
- Left Piping Foot
- Mini Piping Foot
- Embroidery Positioning Stickers
- 1/4" Sole for Digital Dual-Feed Foot
- Left and Right Quilting Bar and Adapter for Digital Dual-Feed Foot
- Roller Foot
- Sequin/Decorative Trim Foot
- Stitch-in-the-Ditch Sole Digital Dual-Feed Foot
- Teflon Coated Foot
- Walking Foot
- Invisible Zipper Foot
- Teflon Zipper Foot



## Altair & Aerial Foot Kit

(BLTAFTKIT)

**Fits Model** BLTA, BLAE, BLSA, BLDY2, BLDY, BLTY, BLJY, BLSA2

Expand your creative possibilities with this 26-Piece Foot Kit. It features a wide variety of feet for more techniques. They come in a handy carrying case.

### Kit includes:

- 1" Bias Binder
- Adjustable Bias Binder
- Bi-Level Foot
- Bi-Level Foot Right
- Candlewicking Foot
- 5-Cord Cording Foot
- 7-Cord Cording Foot
- Double Cording Foot 4-6mm
- Edge Joining Foot
- Double Cording Foot 7-8mm
- Felling Foot
- Fringe/Looping Foot
- Gathering Foot
- Hemmer Foot
- Left Piping Foot
- Mini Piping Foot
- Pearl and Piping Foot
- 3-Groove Pintuck Foot
- 5-Groove Pintuck Foot
- Roller Foot
- Sequin/Decorative Trim Foot
- Stitch-in-the-Ditch Sole Digital Dual-Feed Foot
- Teflon Coated Foot
- Walking Foot
- Invisible Zipper Foot
- Teflon Zipper Foot



## Garment Maker Foot Kit

(BLGMFTKIT)

**Fits Models:** A, B refer to page 1

This Garment Maker Foot Kit will provide hours of enjoyment. This offers a variety of techniques available to create and embellish projects.

### Kit includes:

- Ruffler Foot
- Border Guide Foot
- Metal Roller Foot
- Teflon Foot
- Adjustable Bias Binder Foot
- Bias Binder Foot
- Felling Foot
- Roller Foot
- Blind Stitch Foot With Guide B
- Seam Guide
- Hemmer Foot
- Zipper Foot
- Open Toe Foot
- Edge Joining Foot
- Overcasting Foot
- Advanced Driver Set



# SEWING MACHINE FOOT KITS



## Creative & Quilting Foot Kit

(BLCQFTKIT)

Fit Models: A, B, D, G. Refer to page 1 for your model type.

Expand your creativity with this unique foot kit.

### Kit Contains

- Advanced Driver Set
- Leather Quilting Roller Foot
- Mini Piping Foot
- Piping Foot-Left
- Pintuck Foot-3 Groove
- Double Cording Foot 4-6mm
- Double Cording Foot 7-8mm
- Candle-Wicking Foot
- Fringe/Looping Foot
- Braiding Foot
- Cording Foot – 7 Cord
- Pintuck Foot – 5 Groove
- Cording Foot – 3 Cord
- Cording Foot – 5 Cord
- Pearl & Piping Foot
- Bi-Level Foot – Right
- Bi-Level Foot – Left
- Clear 1/4" Quilting Foot
- 1/4" Quilting Foot With Guide
- Stitch-In-The-Ditch Foot



## 17-Foot Collection

(BLMAFTKIT)

Fits Groups A, B, G

This collection of 17 feet will help you explore new techniques and expand your creative options. These 17 feet come in a convenient carrying case.

### Kit includes:

- Walking Foot
- Teflon Zipper Foot
- Edge Joining Foot
- 7-Cording Foot
- Felling Foot
- Hemmer Foot
- Invisible Zipper Foot
- Pearl and Piping Foot
- 5 Groove Pintuck Foot
- Roller Foot
- Bi-Level Foot - Left
- Bi-Level Foot - Right
- Gathering Foot
- Double-Cording Foot 4-6mm
- Double-Cording Foot 7-8mm
- Fringe Looping Foot
- Ruffler Foot



## 13-Foot Collection

(BLQPFTKIT)

Fits Group I

This kit for your Baby Lock Accomplish, Jane or Quilter's Choice Professional machine includes additional feet to help you explore new creative options. These 13 feet come in a handy carrying case.

### Kit includes:

- Adjustable Bias Binder
- 1" Bias Binder
- Hemmer Foot
- Roller Foot
- Quilting Bar
- Bi-Level Spring Action Guide-8mm
- Bi-Level Spring Action Guide-5mm
- Bi-Level Spring Action Guide-2mm
- Very Narrow Foot
- Heavyweight Foot
- Master Bracket
- Gathering Foot
- Seam Guide



## 12 Foot Kit

(BL-FEET12)

Fits Groups A, B, D, G, H

Do more with your Baby Lock sewing machine when you add functional feet. This kit contains 12 different presser feet all in a handy see-through case.

### Kit includes:

- Braiding Foot
- Gathering Foot
- Roller Foot
- Cording Foot
- Open Toe Foot
- Invisible Zipper Foot
- 1/4" Foot
- Hemmer Foot
- Double Cording/Welting Foot
- Edge-Joining Foot
- Teflon Foot
- Pintuck Foot

# SEWING MACHINE FOOT KITS



## Baby Lock Foot Kit - 7 Piece

(BL30A-FEET)

**Fits Models BL30A, BL20A, BL35B, BL25B**

Looking for additional accessory feet for your Baby Lock Anna, Joy, Zeal or Molly sewing machine? This is the foot kit for you. It includes six feet and a specialty shank/ankle in a handy see-through case.

### Kit includes:

- Specialty Shank/Ankle
- Button Sewing Foot
- Cording Foot
- 1/4" Foot
- Invisible Zipper Foot
- Teflon Foot
- Open Toe Foot



## Baby Lock Foot Kit - 4 Piece

(BL9-FEET)

**Fits Model BL9, BL15B**

Do more with your Baby Lock BL9 and Zest sewing machine. These four feet come in a handy see-through case.

### Kit includes:

- Button Sewing Foot
- Satin Stitch Foot
- Open Toe Foot
- Zipper Foot



## Creative 6 Foot Kit

(BLC-FEET)

**Fits Groups A, B, D, G, H**

Expand your creativity with your Baby Lock sewing machine with additional feet. These six feet come in a handy see-through case.

### Kit includes:

- Braiding Foot
- Cording Foot
- Open Toe Foot
- Fringe Foot
- Teflon Foot
- Pintuck Foot



## Hemmer Foot Kit

(BLH-FEET)

**Fits Groups A, B, D, G, H**

Enhance the features of your Baby Lock quilting machine with these six feet. Conveniently stored in a handy see-through case.

### Kit includes:

- Foot Base
- Four Hemmer Attachments: 1/4", 3/8", 5/8", 7/8"
- Bias Binder Attachment
- Trim Attachment Guide



## Quilting 6 Foot Kit

(BLQ-FEET)

**Fits Groups A, B, D, G, H**

This foot kit will help you get the most out of your Baby Lock quilting machine. It comes with six feet in a handy see-through case.

### Kit includes:

- 1/4" Foot
- Patchwork Foot
- Open Toe Foot
- Adjustable Bias Binder
- Straight Stitch Foot
- Free-Motion Foot



# LONGARM QUILTING



## Adapter Plate and Stylus Holder

(BLJ18-SA)

**Fits Models** BLRG20, BLCJ18-3, BLCJ18-2, BLCJ18, BLJ18, BLCT16

Use with the longarm machine and quilt pattern boards, this accessory attaches the stylus to your machine. For use on groovy board. Requires Stylus (BLJ18-ST).



## Adapter Plate and Stylus

(BLGT15-STA)

**Fits Models** BLGT15, BLGT18

Use with the Gallant or Gallant XL long arm machines with a quilt pattern/groovy board. This accessory attaches the stylus to your machine.



## Bungee Clamps (Set of 4)

(BLQ-BC)

**Fits Frames** BLKF, BLQM, BLCTF, BLQF BLGTF, BLGTF2

These Bungee Clamps were designed with a sleek profile that makes attaching and removing them very easy while still giving you a firm grip on the edge of your quilt layers.



## Casters for Quilting Frame (Set of 2)

(BLQ-CASTER)

**Fits Frames** BLMQF10, BLMQF12, BLKF, BLCTF, BLQF

These casters are designed to attach to your quilting frame to allow the frame to be easily moved. Then secure the frame in place for quilting using the locking tabs. Casters should be attached to each leg segment, order multiples based on the frame size.




## Casters (Set of 4)

(BLTRT18-CASTER)

**Fits** Villa2 frame, Villa frame, and Regent Table (BLTRT18)

These casters are designed to attach to the Villa2, Villa frames, and Regent Table to allow the frames/table to move easily. Once in place, secure the frames/table by engaging the locking tabs.



## Channel Lock

(BLJ18-CL)

**Fits Models** BLRG20, BLCJ18-3, BLCJ18-2, BLCJ18, BLCT16, BLGT15, BLGT18, BLJ18

The channel lock attaches onto the front wheel of the longarm machine to enable the machine to make a continuous straight horizontal line.

# LONGARM QUILTING



## Coronet Rear Handlebars and Display

(BLCT16-RH)

### Fits Models BLCT16

The rear handlebars and display enable you to quilt from the back of the machine. This makes it possible to use pantographs and pattern boards for edge-to-edge quilting in conjunction with the optional Laser Light Stylus and Stylus Adapter plate and Stylus.



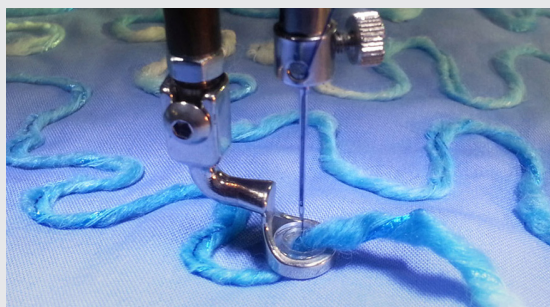
## Coronet Pole Frame Upgrade

(BLCTFPU1)

### Fits Models BLCTF

The Coronet Frame Pole Upgrade expands your quilting possibilities by giving you new attachment options. Includes two 4½' leader cloths and hook-and-loop closures for easy maneuverability.

**\*A100098 top rail racket assembly replacement**




## Creative Couching Foot

(BLQ-CCF)

### Fits Models BLCJ18-3, BLCJ18-2, BLCJ18, BLCT16, BLGT15, BLGT18, BLRG20, BLRG20ST, BLRT18, BLTR16-3, BLTR16-2, BLTR16

The three sizes of couching feet in this kit enable you to couch a wide variety of threads, yarns, ribbons and other fibers to add a special touch to your quilts. Your machine should already be fitted with the mount that works with the interchangeable hopping feet included in this kit. The Hopping Conversion Kit (BLQ-HFK) may be required by some models.



## Deluxe Quilt Clamp

(BLQ-DQC)

### Fits Frames BLCTF, BLQF

Use the Deluxe Quilt Clamp to secure your quilt directly to the rails of your quilting frame for faster, easier loading without pinning.



## 4 Wheel Machine Carriage for Villa 2/Villa Quilt Frames

(QF09511-BL)

### Fits Models BLCT16, BLGT15, BLGT18

This carriage is designed to work with long arm models Coronet, Gallant XL, and Gallant on a Villa 2 or Villa style quilt frame.



## Rear Handlebar and Laser Light with Villa2/Villa Quilt Frame Table Top Kit

(BLGT15-RHK)

### Fits Models BLGT15, BLGT18

This accessory kit includes the Quilt Frame table top for the Villa style frames, the Rear Handlebar and Laser Light kit for the Gallant XL and Gallant long arm models.

**\*Table top comes in 2 4-foot sections.**



# LONGARM QUILTING




## Rear Handlebars and Laser Light

(BLGT15-RH)

**Fits Models BLGT15, BLGT18**

Kit includes rear handlebars, laser light and adapter. The rear handlebars and laser light enable you to quilt from the back of the machine.



## Villa/Villa2 Frame 8-Foot Tabletop Kit

(BLGTF-BT)

**Fits Model BLGTF, BLGTF2**

The Villa Frame 8-Foot Tabletop Kit provides a flat surface on your Villa Quilt Frame for using pantographs. It includes 2 four foot tabletop sections and mounting tape.



## 2" Quilt Clamps (Set of 2)

(BLQ-SQC)

**Fits Frames BLCTF, BLQF**

Manage the bulk of your quilt using these 2" Quilt Clamps to keep your quilt rolled up and out of the way. These are perfect for machine quilting on the Baby Lock Coronet Quilting Frame, Baby Lock Pearl Frame or even with your standard machine.



## 3" Quilt Clamps (Set of 2)

(BLQ-LQC)

**Fits Frames BLCTF, BLQF**

Manage the bulk of your quilt using these 3" Quilt Clamps to keep your quilt rolled up and out of the way. These are perfect for machine quilting on the Baby Lock Coronet Quilting Frame, Baby Lock Pearl Frame or even with your standard machine.



## Easy Grasp Clamps

(BLQ-EQC)

**Fits Frames BLCTF, BLQF**

Use the Easy Grasp Quilt Clamps to secure your quilt directly to the rails of your quilting frame for faster, easier loading without pinning. Cushioned grip handles make it easy to attach and remove clamps for quick adjustments.




## Glide Foot

(BLQ-GF3)

**Fits Models BLCJ18-3, BLCJ18-2, BLCJ18, BLCT16, BLGT15, BLGT18, BLRG20, BLRG20ST, BLRT18, BLTR16-3, BLTR16-2, BLTR16**

The Glide Foot is a bowl-shaped foot that easily glides around appliqué, embroidery designs, rickrack, lace, embellishments or other dimensional elements on a quilt. The radial lines help with alignment and positioning while quilting.

# LONGARM QUILTING



## Hopping Foot Conversion Kit

(BLQ-HFK)

**Fits Models BLCJ18, BLTR16**

This kit is used to convert the one-piece hopping foot found standard on a Crown Jewel (BLCJ18) or Tiara (BLTR16) to a two-piece system that allows you to interchange your quilting feet. With this system, you can switch from a standard hopping foot to an open toe hopping foot depending on your quilting needs.



## Maestro Frame

(BLMQF10 & BLMQF12)

**Fits Models BLRG20**

The 10' and 12' Maestro frame is made of steel, has 2 quilt loading options, a batting storage pole, and has height adjustable legs.



## Maestro Frame 4" Height Increase Kit

(BLMQF-HK)

**Fits Model BLMQF10, BLMQF12**

Increase the height of your Maestro frame by 4 inches. The 4 inches is in addition to the height adjustability of the frame itself.



## Laser Light Stylus

(BLCT16-LL)

**Fits Models BLCJ18-3, BLCJ18-2, BLCJ18, BLCT16, BLJ18, BLTR16-3, BLTR16-2, BLTR16**

The laser light (for use with pantographs) attaches to a mounting post with a clamp. The mounting post attaches to a threaded hole on the thread-path side of Baby Lock longarm machines.



## Maestro Frame Light Bar

10' (BLMQF-LT10)

**Fits Models BLMQF10, BLMQF12**

12' (BLMQF-LT12)

The light bar is conveniently mounted to the Maestro frame, giving you more floor space on both sides of your frame. Choose either the 10' or 12' light bar, made to fit your frame.



# LONGARM QUILTING



## Baby Lock Light Bar

**BLCJ18-3, BLCJ18-2, BLCJ18, BLCT16, BLGT15, BLGT18, BLRG20, BLRG20ST, BLRT18, BLTR16-3, BLTR16-2, BLTR16**

10' Light Bar - BLQ-LIGHT10-2

2' Extension - BLQ-LIGHT2-2

5' Light Bar - BLQ-LIGHT5-2

The Baby Lock Light Bar features a special True Color balanced lighting system that's perfect for artists and crafters to reduce glare and soften shadows, while enhancing details and textures. Can be resized to fit most any quilting frame, cutting table or work area. A 2-foot extension is also available (does not work with 5-foot bar).

### Includes:

- Adjust the height and length to fit your sewing room.
- Low wattage LED lights produce more light with less power.
- Add the 2-foot extension to create a 12-foot light bar.




## Maestro Frame Drawer

BLMQF-DRAWER

**Fits Models BLMQF10, BLMQF12**

Take advantage of the space under your longarm frame by installing the drawer. Install one drawer for each 4' section of frame. Easy open and close with smooth glides that can be either front or back access. Inside Dimensions: 33.5"W x 19.5"D x 6"H.



## BLQ-Drawer

(BLQ-DRAWER)

**Fits Models BLKF, BLQF, BLCTF**

Take advantage of the space under your longarm frame by installing the Quilt Frame Drawer. Install one drawer for each 5' section of frame. Easy open and close with smooth glides that can be either front or back access. Holds up to 100lbs.

### Inside Dimensions:

44¾" W x 19" D x 6½" H



## Regent Quilting Table Drawer


(BLTRT18-D)

**Fits Model BLTRT18**

Create additional storage on one or both sides of your Regent Quilting Table. This drawer provides ample storage for your quilting supplies and features easy to open and close with smooth drawer glides.

### Inside dimensions:

8.1" W x 19.8" D x 2.7" H



## Micro Quilting Foot

(BLQ-MQF)

**Fits Models BLCJ18-3, BLCJ18-2, BLCT16, BLGT15, BLGT18, BLGT18STA, BLRG20, BLRG20ST, BLRT18, BLTR16-03, BLTR16-2, BLTR16**

The Micro Quilting Foot is ideally designed for micro quilting, stippling and thread painting on a Baby Lock longarm quilting machine. The Micro Quilting Foot also provides precise access to the quilting area when working with embellishments. The base of the foot will allow a clear view of the stitching path in every direction. **IMPORTANT:** Baby Lock Jewel BLJ18, Crown Jewel BLCJ18, and Tiara BLTR16 - If your machine did not come already equipped with interchangeable feet, you need to convert from the original foot using the Hopping Foot Conversion Kit (BLQ-HFK).

# LONGARM QUILTING




## Needle Beam

(BLQ-NB)

**Fits Models** BLCJ18-3, BLCT16, BLRT18, BLGT15, BLGT18

This foot enables the Needle Beam to highlight the exact needle drop point on your machine. It is helpful for precise quilting and needle placement.



## Notion Tray

(BLQ-NT)

**Fits Models** BLKF, BLCTF, BLGTF, BLGTF2

The Longarm notion tray is the perfect to keep all your notions right at hand while quilting. It comes with 16 dividers so that you can organize things your way. The notion tray is compatible with any longarm frame.

### Dimensions:

8.75" x 32.25" x 3.25"



## Baby Lock Leader Cloth

(BLQL)

Save time securing your fabric to your Frame with Baby Lock Leader Cloths. Made specifically with ease and convenience in mind, these leader cloths are large enough for projects of any size.

### Includes:

- Three hemmed King-Size (112") printed leader cloths



## Grace Start-Right Cloth Leaders

(GFCL) 112"


**Fits 10' and 12' long arm quilting frames.**

(GFCL-12) 136"

A time-saving product for accurately installing your fabric layers to your quilting frame.

### Includes:

- Three hemmed King-Size (112") printed cloth leaders
- Start-Right cloth leaders
- Velcro attachment kit



## Horizontal Spool Pin

(BLJ18-HS)

**Fits Models** BLCJ18-3, BLCJ18-2, BLCJ18, BLCT16, BLJ18, BLTR16-3, BLTR16-2, BLTR16

This optional Horizontal Spool Pin is available for use with metallic and specialty threads wound on a spool (not a cone).



## Ruler and Echo Foot Set

(BLQ-REFS)

**Fits Models** BLCJ18-3, BLCJ18-2, BLCJ18, BLCT16, BLGT15, BLGT18, BLGT18STA, BLJ18, BLRG20, BLRG20ST, BLRT18, BLTR16-3, BLTR16-2, BLTR16

The Baby Lock Ruler and Echo Quilting Foot Set is a set of four feet (1/4" Ruler Foot, 3/8" Echo Foot, 1/2" Echo Foot, 3/4" Echo Foot) and a specialty ankle. The feet provide a fixed interval to use when echo quilting around a motif or using rulers. Will work with a 1/4" ruler and up, but not a 3/16" ruler.

**\*The BLCJ18, BLJ18, and BLTR16 models require the BLQ-HFK accessory.**



# LONGARM QUILTING



## Ruler Base - Crown Jewel

(BLCJ18-RB)

**Fits Models BLCJ18-3, BLCJ18-2, BLCJ18, BLJ18**

Use this accessory to extend the base of your machine for use with rulers, guides and templates.



## Ruler Base - Gallant

(BLGT15-RB)

**Fits Model BLGT15, BLGT18**

Use the ruler base to provide an additional area of support to the machine throat when using rulers, guides, and templates.




## Ruler Base - Coronet

(BLCT16-RB)

**Fits Model BLCT16**

Use this accessory to extend the base of your machine for use with rulers, guides and templates.



## Ruler Base - Regalia

(BLRG20-RB)

**Fits Models BLRG20**

Use this accessory to extend the base of your machine for use with rulers, guides and templates.



## Regalia Rear Handlebar Kit

(BLRG20-RHK)

**Fits Model BLRG20**

The Rear Handlebars and display enable you to quilt from the back of the machine. This makes it possible to use pantographs and pattern boards for edge-to-edge quilting in conjunction with the included Laser Light Stylus or the optional Stylus Adapter plate and Stylus. Kit includes: Rear Handlebars, display and Laser Light Stylus.




## Stylus

(BLJ18-ST)

**Fits Models BLCJ18-3, BLCJ18-2, BLCJ18, BLJ18**

This attachment allows you to maneuver through grooves and easily follow the quilt pattern boards used with the Crown Jewel, Jewel and Coronet longarm machines. Requires the Adapter Plate and Stylus Holder for your model of machine.

# LONGARM QUILTING



## LED Cluster Lights (package of 2)

(BLJ18-L)

Fits models BLCJ18-3, BLCJ18-2, BLCJ18, BLJ18

Each cluster includes 3 LED lights for the Jewel longarm machine. Add up to 10 clusters for the utmost illumination or replace your current clusters. Includes: Package of 2 lights.



## Tiara 18" Quilting Table Extension

(BLTR16-E)

Fits Models BLTR16-3, BLTR16-2, BLTR16

The optional quilting extension table gives an additional 18" of space to accommodate even larger projects. Table extension can be placed on either side or add two extensions for both sides (as pictured).



## Regent 18" Quilting Table Extension

(BLTR18-E)

Fits Model BLTR18

The optional quilting table extensions gives you an additional 18" of space to accommodate even larger projects. The table extensions can be added to either side or add two extensions for more room on both sides.



## Two Foot Extension Table for the Villa/Villa 2 frame.

(BLGTF-EXT)

Fits Models BLGTF, BLGTF2

The Villa Extension Table adds two feet of space onto your Villa Frame.




## Villa 2 Quilt Frame - 8 Foot

(BLGTF2)

Fits Models BLCT16, BLGT15, BLGT18

The Villa2 Frame features the essentials of a professional quilting frame system and optional accessories to create a personalized quilting experience.

\*Compatible with the Gallant/Gallant XL and Coronet longarm machines



## Villa/Villa2 Frame 8-Foot Tabletop Kit

(BLGTF-BT)

Fits Model BLGTF, BLGTF2

The Villa Frame 8-Foot Tabletop Kit provides a flat surface on your Villa Quilt Frame for using pantographs. It includes 2 four foot tabletop sections and mounting tape.




# LONGARM QUILTING



## Maestro Handwheel Kit

(BLMQF-HW)


Advance your quilt with ease using this second handwheel. Ergonomically made to allow for easy grip and smooth rotation.



## Baby Lock Handwheel Kit for the Villa/Villa2 Frames

(BLGTF-HW)

Advance your quilt with ease using this handwheel kit. Ergonomically made to allow for easy grip and smooth rotation.



## Villa 2/Villa Frame Pole Cradle

(BLGTF-PC)

The Pole Cradles attach to the sides of the Villa frame and enable you to raise the quilt top pole above the quilting frame. This makes it easier to place the batting on the quilt backing and smooth out your quilt top seams.



## Regalia ST Lift Table Extension

(BLQLIFT-EXT)

Extend your quilting surface by 20" with this easy-to-use extension. The extension lifts up when you need it and folds down for storage. Extend your quilting surface even more by adding one to each side of your lift table.




## Regalia ST Standard Table Extension

(BLQSTD-EXT)

**Fits Models BLGT18STA, BLRG20ST-STD**

Extend your quilting surface by 18" with this easy-to-use extension. The extension lifts up when you need it and folds down for storage. Extend your quilting surface even more by adding one to each side of your standard table.



## Pro-Stitcher Quilting Software

### Pro-Stitcher Premium

**Fits Model BLCJ18-3, BLCJ18-2, BLCJ18**

(BLPS6)

**Fits Model BLRG20**

(BLPS6-RG)

### Pro-Stitcher Lite

**Fits Models BLCT16, BLGT15, BLGT18\***

(BLPS-LITE)

You'll love the show-level quilting precision with Baby Lock Pro-Stitcher Quilting Software and your Baby Lock long arm machine. Create, merge, duplicate, crop and be able to fit designs in multi-point shapes.

**\*Call your Baby Lock Retailer for more information**

# QUILTING ACCESSORIES




## **1/4" Basic Ruler Set - High Shank/Longarm**

(BLRK2-HSLA)

### **Fits High Shank Machines**

If you're ready to start quilting with rulers or just looking to expand your current capabilities, the Baby Lock Basic Ruler Set is exactly what you need. From stitching perfectly straight lines to simple floral border designs to interlocking chain waves, these rulers are perfect for any sewer looking to add classic designs to their quilts.

- For Use with Baby Lock Open Toe Ruler Foot High Shank (BL-HOTRF) or the Ruler and Echo Foot Set (BLQ-REFS).



## **3/16" Basic Ruler Set - Low Shank**

(BLRK2-LS)

### **Fits Low Shank Machines**

If you're ready to start quilting with rulers or just looking to expand your current capabilities, the Baby Lock Basic Ruler Set is exactly what you need. From stitching perfectly straight lines to simple floral border designs to interlocking chain waves, these rulers are perfect for any sewer looking to add classic designs to their quilts.

- For Use with the Baby Lock Open Toe Ruler Foot Low Shank. (BL-LOTRF)



## **1/4" Expansion Ruler Set - High Shank/Longarm**

(BLRK3-HSLA)


### **Fits High Shank Machines**

Expand your quilting capabilities with the Baby Lock Ruler Expansion Set. From stitching arcs to flowing block designs to swag borders, these rulers are perfect for any sewer looking to add new designs and styles to their quilts.

- For Use with the Baby Lock Open Toe Ruler Foot High Shank (BL-HOTRF) or the Ruler and Echo Foot Set (BLQ-REFS).



# QUILTING ACCESSORIES



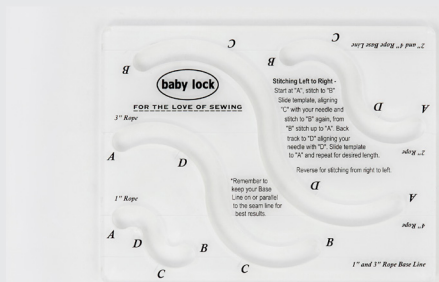
## 3/16" Expansion Ruler Set - Low Shank

(BLRK3-LS)

### Fits Low Shank Machines

Expand your quilting capabilities with the Baby Lock Ruler Expansion Set. From stitching arcs to flowing block designs to swag borders, these rulers are perfect for any sewer looking to add new designs and styles to their quilts.

- For Use with the Baby Lock Open Toe Ruler Foot Low Shank. (BL-LOTRF)



## 3/16" Rope Template - Low Shank

(BLRT-LS)

### Fits Low Shank Machines

The Rope Template is designed to allow machine quilters to quilt a variety of ropes or curves along a border. This tool will make 1", 2", 3" and 4" ropes.

# EMBROIDERY ACCESSORIES




## Baby Lock Notions Bag

(BLNOTIONS-BLACK)

Exclusive to Baby Lock, these notions bags are the perfect compliment to your machine trolleys! The size is perfect to pack a few spools of thread, needles, bobbins, pins, and scissors all in one place. It easily slips into your trolley bag with your machine making a cohesive set. This is a perfect gift for the sewist

### Dimensions:

15" L x 6 1/2" W x 2" D



## Destiny Embroidery Upgrade I

(BLDY-U)

### Fits Model BLDY

Expand the creative capabilities of your Destiny embroidery machine. This software upgrade introduces 10 additional fills that give you greater power to explore embroidery and with the included 9.5" x 9.5" hoop perfect for quilting designs. Dozens of stunning new shapes are added to IQ Designer's repertoire along with candlewicking and chain stitch options.




## Destiny Embroidery Upgrade II

(BLDYU2)

### Fits Model BLDY

Take your Destiny and Destiny II creative capabilities to a new level with this all-new software upgrade. You'll find loads of new embroidery designs along with fonts, monograms and fills.



## Embroidery Positioning Stickers (1 sheet of 63 stickers)

(BLSO-EPS)

**Fits Models BLDY2, BLDY, BLMA2, BLMA, BLSA3, BLSA2, BLSA, BLSOG2, BLSOG, BLSO, BLTA2, BLTA, BMV10, BMVT10, BNT10L**

Your machine recognizes these embroidery positioning stickers so you know exactly where your designs will stitch.



## Embroidery Shield

(BLTY-ES)

### Fits Models BLTY, BLJY, BLPY

Protect your embroidery machine from scratches with this embroidery shield. Your machine's surface will remain undamaged from embroidery hoops, scissors and other sewing tools that can mark your machine.

**\*Does not fit Solaris (BLSA, BLSA2, BLSA3)**



# EMBROIDERY ACCESSORIES



## Embroidery Upgrade

(BLTY-U)

Fits Models BLJY, BLPY, BLTY

Increase your Baby Lock Unity, Journey or Spirit with new embroidery possibilities.

### Upgrade Includes:

- Software to Upgrade to 12" x 8" Embroidery Field
- 12" x 8" Embroidery Hoop & Grid
- 8" x 8" Embroidery Hoop & Grid
- 30 Embroidery Designs
- Multi-line Text Function



## Solaris Embroidery & Sewing Upgrade

(BLSAU)

Fits Model BLSA

Get more creative features and accessories for your Solaris embroidery and sewing machine with exciting new embroidery designs decorative fills and stitches in the must-have software upgrade.

### Upgrade Includes:

- 10 1/2" x 10 1/2" Embroidery Hoop & Grid
- 8" x 8" Embroidery Hoop
- 75 New decorative Embroidery Designs
- 5 new quilt border designs
- Couching embroidery foot with 40 couching designs



## Solaris 2 Upgrade

(BLSAU2)

Fits Model BLSA

Get more creative tools on your Solaris embroidery and sewing machine with this must have software upgrade. You'll also have the ability to use the IQ Intuition™ App for endless design creation.

### Key Features Include:

- End Point Sewing
- IQ Intuition Positioning App (send an image from your phone)
- 6 additional decorative fill designs
- 15 new quilt sash patterns
- 50 additional embroidery designs.



## Solaris 3 Upgrade

(BLSAU3)

Fits Model BLSA2, BLSA

Achieve another level of sewing with the upgraded Solaris embroidery and sewing machine, including various features such as new embroidery designs, stitches and accessories.

### Upgrade Features include:

- Advanced Multi-Function Foot Control
- Edge-to-Edge Quilt Feature
- Tapering Function
- Large Connect Embroidery Designs
- IQ Designer Enhancements
- And More!

# EMBROIDERY ACCESSORIES



## Altair and Meridian Upgrade Kit

(BLTAU)

**Fits Model BLTA, BLMA**

Expand your Altair or Meridian capabilities with this must-have upgrade featuring new embroidery designs, stitches, features, and accessories.

### Key Features Include:

- 7" x 12" Magnetic Frame
- Couching Embroidery Foot
- 3 Additional Fonts
- Easy Stippling in Embroidery Editing
- 15 Additional IQ Designer Decorative Fill Designs



## Advanced Driver Set

(BLADS)

**Fits Groups A, B, D, G, H**

The Advanced Driver Set is specifically designed to make switching presser feet easier, even with one hand. The needle plate screwdriver lets you easily remove the needle plate. Each screwdriver features a non-slip grip. Compatible with most home sewing and embroidery machines.



## Hoop Screwdriver

(BLHSD)

**Fits Models BNT10L, BNT10, BND92, BND9, BMP9, BMP8, BMP6, EMP6, BLSOG, BLSO, BLG3, BLG2, BLG, BLTY, BLL2, BLL, BLPY, BLN, BLR3, BLR2, BLR, BL137A2**

Specifically designed to make adjusting the embroidery hoop easy, this screwdriver with non-slip grip cradles the adjustment screw of your embroidery hoop allowing you to quickly tighten or loosen your frame.



## Multi-Position Screwdriver

(BLMPD2)

**Fits Most Baby Lock Models**

The Multi-Position Screwdriver can be changed to three different positions, making it extremely useful for the various machine preparations such as changing the needle, removing the presser foot holder, removing the needle plate or even tightening hoops for embroidery.



## Magnetic Lifter

(D01H67001)

**Fits Models BLSA-MH, BLSA-MH10**

Magnetic hoops have a lifter to help remove the anchoring magnets with ease. If you have lost your lifter, this is the replacement for the magnetic hoops BLSA-MH, BLSA-MH10.



# EMBROIDERY HOOP CHART



## Radiance (BLRA, BLRA-LT)

EF103	18 1/4" x 11 5/8"	465mm x 297mm	
EF99	10 5/8" x 16"	272mm x 400mm	
EF97	9 1/2" x 9 1/2"	240mm x 240mm	
EF75	5" x 7"	130mm x 180mm	
EF74	4" x 4"	100mm x 100mm	
EF95	9 1/2" x 14"	240mm x 360mm	
EF92	8" x 12"	300mm x 200mm	
EF91	8" x 8"	200mm x 200mm	
EF81	6 1/4" x 10 1/4"	160mm x 260mm	
BLMA-150	6" x 6"	150mm x 150mm	
BLMA-CBH	4" x 12"	100mm x 300mm	
BLSO-BF	4" x 7"	100mm x 180mm	
EF73	2 3/8" x 3/4"	60mm x 20mm	
EMF180	5" x 7"	130mm x 180mm	
EMF300	7" x 12"	180mm x 300mm	
BLSA-MH	14" x 7"	360mm x 180mm	
BLSA-MH10	10" x 10"	254mm x 254mm	
EF101	10 5/8" x 10 5/8"	272mm x 272mm	

## Solaris (BLSA, BLSA2, BLSA3)

EF99	10 5/8" x 16"	272mm x 400mm	*
EF97	9 1/2" x 9 1/2"	240mm x 240mm	*■
EF75	5" x 7"	130mm x 180mm	*
EF74	4" x 4"	100mm x 100mm	*
EF95	9 1/2" x 14"	240mm x 360mm	
EF92	8" x 12"	300mm x 200mm	
EF91	8" x 8"	200mm x 200mm	
EF81	6 1/4" x 10 1/4"	160mm x 260mm	
BLMA-150	6" x 6"	150mm x 150mm	
BLMA-CBH	4" x 12"	100mm x 300mm	
BLSO-BF	4" x 7"	100mm x 180mm	
EF73	2 3/8" x 3/4"	60mm x 20mm	
EMF180	5" x 7"	130mm x 180mm	
EMF300	7" x 12"	180mm x 300mm	
BLSA-MH	14" x 7"	360mm x 180mm	
BLSA-MH10	10" x 10"	254mm x 254mm	
EF101	10 5/8" x 10 5/8"	272mm x 272mm	◇

## Destiny II (BLDY2)

EF95	9 1/2" x 14"	240mm x 360mm	*
EF97	9 1/2" x 9 1/2"	240mm x 240mm	
EF92	8" x 12"	300mm x 200mm	*
EF75	5" x 7"	130mm x 180mm	*
EF74	4" x 4"	100mm x 100mm	*
EF81	6 1/4" x 10 1/4"	160mm x 260mm	
EF91	8" x 8"	200mm x 200mm	
EMF300	7" x 12"	180mm x 300mm	
BLMA-150	6" x 6"	150mm x 150mm	
BLMA-CBH	4" x 12"	100mm x 300mm	
BLSO-BF	4" x 7"	100mm x 180mm	
EF73	2 3/8" x 3/4"	60mm x 20mm	
EMF180	5" x 7"	130mm x 180mm	

## Destiny (BLDY)

EF95	9 1/4" x 14"	240mm x 360mm	*
EF92	8" x 12"	300mm x 200mm	*
EF75	5" x 7"	130mm x 180mm	*
EF74	4" x 4"	100mm x 100mm	*
EF81	6 1/4" x 10 1/4"	160mm x 260mm	
EF91	8" x 8"	150mm x 150mm	
BLMA-150	6" x 6"	100mm x 300mm	
BLMA-CBH	4" x 12"	150mm x 250mm	
BLSO-BF	4" x 7"	100mm x 180mm	
EF73	2 3/8" x 3/4"	60mm x 20mm	
EF97	9 1/2" x 9 1/2"	240mm x 240mm	U
EMF180	5" x 7"	130mm x 180mm	
EMF300	7" x 12"	180mm x 300mm	

## Unity (BLTY) and Spirit (BLPY)

EF76	7" x 12"	180mm x 300mm	*
EF75	5" x 7"	130mm x 180mm	*
BLMA-150	6" x 6"	150mm x 150mm	
BLMA-CBH	4" x 12"	100mm x 300mm	
EF74	4" x 4"	100mm x 100mm	
BLSO-BF	4" x 7"	100mm x 180mm	
EF73	2 3/8" x 3/4"	60mm x 20mm	
EF92	8" x 12"	300mm x 200mm	U
EF91	8" x 8"	200mm x 200mm	U
EMF180	5" x 7"	130mm x 180mm	
EMF300	7" x 12"	180 x 300mm	

# EMBROIDERY HOOP CHART

## Ellisimo Gold (BLS0G2, BLS0G) & Ellisimo (BLS0)

EF92	8" x 12"	200mm x 300mm	*
EF91	8" x 8"	200mm x 200mm	*
EF81	6¼" x 10¼"	160mm x 260mm	
BLMA-150	6" x 6"	150mm x 150mm	
BLSO-BF	4" x 7"	100mm x 180mm	
EF74	4" x 4"	100mm x 100mm	*
EF73	2¾" x 3/4"	60mm x 20mm	*
EF75	5" x 7"	130mm x 180mm	
BLMA-CBH	4" x 12"	100mm x 300mm	U

## Elegante (BLG3, BLG2, BLG)

EF81	6¼" x 10¼"	150mm x 250mm	
EF75	5" x 7"	130mm x 180mm	*
EF76	7" x 12"	180mm x 300mm	*
BLSO-BF	4" x 7"	100mm x 180mm	
EF74	4" x 4"	100mm x 100mm	*
EF73	2¾" x 3/4"	60mm x 20mm	*

## Journey (BLJY)

EF76	7" x 12"	180mm x 300mm	*
EF75	5" x 7"	130mm x 180mm	*
BLMA-150	6" x 6"	150mm x 150mm	
BLSO-BF	4" x 7"	100mm x 180mm	
EF74	4" x 4"	100mm x 100mm	
EF73	2¾" x 3/4"	60mm x 20mm	
EF92	8" x 12"	300mm x 200mm	U
EF91	8" x 8"	200mm x 200mm	U
EMF300	7" x 12"	180 x 300mm	
BLMA-CBH	4" x 12"	100mm x 300mm	
EMF180	5" x 7"	130mm x 180mm	

## Aventura II (BLMAV2), Aventura (BLMAV), Flourish II (BLMF02), Flourish (BLMF0), Flare (BLMFL) and Vesta (BLMVE)

EF81	6¼" x 10¼"	160mm x 260mm	*
EF75	5" x 7"	130mm x 180mm	*
BLMA-150	6" x 6"	150mm x 150mm	
BLSO-BF	4" x 7"	100mm x 180mm	
EF74	4" x 4"	100mm x 100mm	
EF73	2¾" x 3/4"	60mm x 20mm	
EMF180	5" x 7"	130mm x 180mm	

## Esante (BLN), Ellageo Plus (BLL2), Ellageo (BLL)

EF81	6¼" x 10¼"	160mm x 260mm	*
EF75	5" x 7"	130mm x 180mm	*
EF74	4" x 4"	100mm x 100mm	
EF73	2¾" x 3/4"	60mm x 20mm	

## Accord (BLMCC), Bloom (BLMBM), Ellure (BLR3, BLR2, BLR)

EF85	5" x 12"	130mm x 300mm	*
EF84	5" x 7"	130mm x 180mm	*
EF83	4" x 4"	100mm x 100mm	
EF82	2½" x 1"	60mm x 20mm	
EMFC180	4" x 7"	100mm x 180mm	+

\* - Hoop included with machine.

U-Available with a machine upgrade.

◇ - BLRA, BLRA-LT and BLSA2 only

■ - BLRA, BLRA-LT and BLSA only

+ - BLMCC and BLMBM only

Δ - BLMVR and BLMAR only

## Aurora (BLMAR), Verve (BLMVR), Sofia 2 (BL137A-2) and Sofia (BL137A),

EF62	4" x 4"	100mm x 100mm	*
EF71	6⅞" x 4"	100mm x 170mm	
EF61	1" x 2½"	60mm x 20mm	
EF81	6¼" x 10¼"	160mm x 260mm	
EMFC100	4" x 4"	100mm x 100mm	Δ

## Altair (BLTA), Altair 2 (BLTA2)

EF95S	9¼" x 14"	240mm x 360mm	*
EF97S	9½" x 9½"	240mm x 240mm	*
EF92	8" x 12"	200mm x 300mm	
EF91	8" x 8"	200mm x 200mm	
EF81	6¼" x 10¼"	160mm x 260mm	
EF75S	5" x 7"	130mm x 180mm	*
EF74S	4" x 4"	100mm x 100mm	*
BLMA-150	6" x 6"	150mm x 150mm	
BLMA-CBH	4" x 12"	100mm x 300mm	
BLSO-BF	4" x 7"	100mm x 180mm	
EF73	2¾" x 3/4"	60mm x 20mm	
EF81	6¼" x 10¼"	160mm x 260mm	
EMF180	5" x 7"	130mm x 180mm	
EMF300	7" x 12"	180 x 300mm	

## Meridian (BLMA), Meridian 2 (BLMA2)

EF95S	9¼" x 14"	240mm x 360mm	*
EF97S	9½" x 9½"	240mm x 240mm	
EF92	8" x 12"	200mm x 300mm	
EF91	8" x 8"	200mm x 200mm	
EF81	6¼" x 10¼"	160mm x 260mm	
EF75S	5" x 7"	130mm x 180mm	*
EF74S	4" x 4"	100mm x 100mm	
BLMA-150	6" x 6"	150mm x 150mm	
BLMA-CBH	4" x 12"	100mm x 300mm	
BLSO-BF	4" x 7"	100mm x 180mm	
EF73	2¾" x 3/4"	60mm x 20mm	
EMF180	5" x 7"	130mm x 180mm	
EMF300	7" x 12"	180 x 300mm	

## Aerial (BLAE)


EF92	8" x 12"	200mm x 300mm	*
EF91	8" x 8"	200mm x 200mm	
EF76	7" x 12"	180mm x 300mm	
EF75	5" x 7"	130mm x 180mm	*
EF74	4" x 4"	100mm x 100mm	
BLMA-150	6" x 6"	100mm x 300mm	
BLMA-CBH	4" x 12"	150mm x 250mm	
BLSO-BF	4" x 7"	100mm x 180mm	
EF73	2¾" x 3/4"	60mm x 20mm	
EMF180	5" x 7"	130mm x 180mm	
EMF300	7" x 12"	180 x 300mm	

## Pathfinder (BLPF)

EF92	8" x 12"	200mm x 300mm	*
EF91	8" x 8"	150mm x 150mm	
EF76	7" x 12"	180mm x 300mm	
EF75	5" x 7"	130mm x 180mm	*
BLMA-150	6" x 6"	150mm x 150mm	
BLMA-CBH	4" x 12"	100mm x 300mm	
BLSO-BF	4" x 7"	100mm x 180mm	
EF74	4" x 4"	100mm x 100mm	
EF73	2¾" x 3/4"	60mm x 20mm	
EMF180	5" x 7"	130mm x 180mm	
EMF300	7" x 12"	180 x 300mm	



# EMBROIDERY ACCESSORIES



## **1" x 2½" Embroidery Hoop and Grid**

(EF73)

**For compatible machines, refer to the hoop chart on page 42-43.**

Small embroidery projects such as clothing, cuffs and polos require a small hoop for the best stability. For these, use the 1" x 2½" (20mm x 60mm) hoop. There's also a grid to help you precisely align your designs. This hoop is specifically made for your Baby Lock machine, so it fits perfectly and is recognized by machine sensors (on machines with this feature).




## **1" x 2½" Embroidery Hoop and Grid**

(EF82)

**For compatible machines, refer to the hoop chart on page 42-43.**

Small embroidery projects such as children's clothing, cuffs and polos require a small hoop for the best stability. For these, use the 1" x 2½" (20mm x 60mm) hoop. There's also a grid to help you precisely align your designs. This hoop is specifically made for your Baby Lock machine, so it fits perfectly.




## **1" x 2½" Embroidery Hoop**

(EF61)

**For compatible machines, refer to the hoop chart on page 42-43.**

Small embroidery projects such as children's clothing, cuffs and polos require a small hoop for the best stability. For these, use the 1" x 2½" (20mm x 60mm) hoop. There's also a grid to help you precisely align your designs. This hoop is specifically made for your Baby Lock machine, so it fits perfectly.




## **4" x 4" Embroidery Hoop and Grid**

(EF74)

**For compatible machines, refer to the hoop chart on page 42-43.**

Many embroidery designs fit perfectly in a 4" x 4" (100 mm x 100 mm) hoop. This is the size for many popular apparel projects. There's also a grid to help you precisely align your designs. This hoop is specifically made for your Baby Lock machine, so it fits perfectly and is recognized by machine sensors (on machines with this feature).



## **4" x 4" IQ Intuition Hoop**

(EF74S)

**For compatible machines, refer to the hoop chart on page 42-43.**

Use this hoop in combination with the IQ Intuition Positioning App. Hoop has a special coded feature that is read by the App so it can transfer information to coordinating machines. There is also a grid to help you align your designs.




## **4" x 4" Embroidery Hoop and Grid**

(EF83)

**For compatible machines, refer to the hoop chart on page 42-43.**

Many embroidery designs fit perfectly in a 4" x 4" (100 mm x 100 mm) hoop. This is a great size for many popular home décor and apparel projects. There's also a grid to help you precisely align your designs. This hoop is specifically made for your Baby Lock machine, so it fits perfectly.

# EMBROIDERY ACCESSORIES




## 4" x 4" Embroidery Hoop

(EF62)

For compatible machines, refer to the hoop chart on page 42-43.

Many embroidery designs fit perfectly in a 4"x 4" (100mm x 100mm) hoop. This is a great size for many popular home décor and apparel projects. There's also a grid to help you precisely align your designs. This hoop is specifically made for your Baby Lock machine, so it fits perfectly.



## 4" x 6<sup>7</sup>/<sub>10</sub>" Embroidery Hoop

(EF71)

For compatible machines, refer to the hoop chart on page 42-43.

The 4" x 6<sup>7</sup>/<sub>10</sub>" (100mm x 170mm) multi-position hoop is an excellent go-to for embroidery on most home décor and apparel. There's also a grid to help you precisely align your designs. This hoop is specifically made for your Baby Lock machine, so it fits perfectly.




## 4" x 7" Continuous Border Hoop and Grid

(BLSO-BF)

For compatible machines, refer to the hoop chart on page 42-43.

Easily embroider continuous designs by gliding fabric through the hoop, ensuring design precision and effortless rehooping. A 4" x 7" (100mm x 180mm) area can be embroidered with each rehooping.



## 4" x 12" Continuous Border Hoop and Grid

(BLMA-CBH)

For compatible machines, refer to the hoop chart on page 42-43.

The larger 4" x 12" (100mm x 300mm) border hoop allows you to use larger border designs and accommodates multiple repeats of smaller designs. You can embroider borders faster with less time spent hooping the fabric.



## 5" x 7" Embroidery Hoop and Grid

(EF75)

For compatible machines, refer to the hoop chart on page 42-43.

The 5" x 7" (130mm x 180mm) hoop is an excellent go-to for embroidery on most home décor and apparel. There's also a grid to help you precisely align your designs. This hoop is specifically made for your Baby Lock machine, so it fits perfectly and is recognized by machine sensors (on machines with this feature).



## 5" x 7" IQ Intuition Hoop

(EF75S)

For compatible machines, refer to the hoop chart on page 42-43.

Use this hoop in combination with the IQ Intuition Positioning App. Hoop has a special coded feature that is read by the App so it can transfer information to coordinating machines. There is also a grid to help you align your designs.



# EMBROIDERY ACCESSORIES



## 5" x 7" Embroidery Hoop and Grid

(EF84)

For compatible machines, refer to the hoop chart on page 42-43.

The 5"x 7" (130mm x 180mm) hoop is an excellent go-to for embroidery on most home décor and apparel. There's also a grid to help you precisely align your designs. This hoop is specifically made for your Baby Lock machine, so it fits perfectly.



## 5" x 12" Embroidery Hoop and Grid

(EF85)

For compatible machines, refer to the hoop chart on page 42-43.

Some projects are a bit longer than standard hoop sizes; for projects needing a little extra room, use the 5"x 12" (130mm x 300mm) multi-position hoop. There's also a grid to help you perfectly align your designs. This hoop is specifically made for your Baby Lock machine, so it fits precisely.



## 6" x 6" Embroidery Hoop and Grid

(BLMA-150)

For compatible machines, refer to the hoop chart on page 42-43.

The 6" x 6" (150mm x 150mm) hoop fits numerous types of projects, but its square shape is especially helpful when adding embroidery to quilt blocks. There is also a grid to help you align your designs.



## 6¼" x 10¼" Embroidery Hoop and Grid

(EF81)

For compatible machines, refer to the hoop chart on page 42-43.

Some projects are a bit longer than standard hoop sizes; for projects needing a little extra room, use the 6¼" x 10¼" (150mm x 250mm) hoop. There's also a grid to help you precisely align your designs.



## 7" x 12" Embroidery Hoop and Grid

(EF76)

For compatible machines, refer to the hoop chart on page 42-43.

Don't waste time repositioning your fabric on large projects. Get a hoop that can fit it all! The 7"x 12" (180mm x 300mm) hoop is great for large projects, and there's also a grid to help you precisely align your designs. This hoop is specifically made for your Baby Lock machine, so it fits perfectly and is recognized by machine sensors (on machines with this feature).



## 8" x 8" Embroidery Hoop and Grid

(EF91)

For compatible machines, refer to the hoop chart on page 42-43.

The 8"x 8" (200mm x 200mm) hoop fits numerous types of projects, and is particularly useful for embroidery on quilt blocks. There is also a grid to help you precisely align your designs. This hoop is specifically made for your Baby Lock machine, so it fits perfectly and is recognized by machine sensors (on machines with this feature).

# EMBROIDERY ACCESSORIES



## 8" x 12" Embroidery Hoop and Grid

(EF92)

For compatible machines, refer to the hoop chart on page 42-43.

The 8" x 12" (200mm x 300mm) hoop will fit large projects so you don't have to worry about excessive fabric repositioning. It's perfect for jacket backs, large wall hangings and other big projects. There is also a grid to help you precisely align your designs. This hoop is specifically made for your Baby Lock machine, so it fits perfectly and is recognized by machine sensors (on machines with this feature).



## 9½" x 14" Embroidery Hoop and Grid

(EF95)

For compatible machines, refer to the hoop chart on page 42-43.

The 9½" x 14" (240mm x 360mm) hoop will fit large projects so you don't have to worry about excessive fabric repositioning. It's perfect for jacket backs, large wall hangings and other big projects. There is also a grid to help you precisely align your designs. This hoop is specifically made for your Destiny Baby Lock machine.




## 9½" x 14" IQ Intuition Hoop

(EF95S)

For compatible machines, refer to the hoop chart on page 42-43.

Use this hoop in combination with the IQ Intuition Positioning App. Hoop has a special coded feature that is read by the App so it can transfer information to coordinating machines. There is also a grid to help you align your designs.




## 9½" x 9½" Embroidery Hoop and Grid

(EF97)

For compatible machines, refer to the hoop chart on page 42-43.

The 9½" x 9½" (240mm x 240mm) hoop fits numerous types of projects and is particularly useful for embroidery on quilt blocks. There is also a grid to help you precisely align your designs. This hoop is specifically made for your Destiny II Baby Lock machine.



## 9½" x 9½" IQ Intuition Hoop

(EF97S)

For compatible machines, refer to the hoop chart on page 42-43.

Use this hoop in combination with the IQ Intuition Positioning App. Hoop has a special coded feature that is read by the App so it can transfer information to coordinating machines. There is also a grid to help you align your designs.



## 10⅝" x 16" Embroidery Hoop

(EF99)

For compatible machines, refer to the hoop chart on page 42-43.

Expand your project with this enormous hoop! The 10 ⅝" x 16" (272mm x 408mm) hoop fits numerous types of projects, and is particularly useful for embroidery on quilt blocks. Fits the Solaris machines.



# EMBROIDERY ACCESSORIES



## **Solaris BLSA 10<sup>5</sup>/<sub>8</sub>" x 10<sup>5</sup>/<sub>8</sub>" Embroidery Hoop** (EF101)

**For compatible machines, refer to the hoop chart on page 42-43.**

The 10<sup>5</sup>/<sub>8</sub>" x 10<sup>5</sup>/<sub>8</sub>" (272mm x 272mm) hoop will fit large projects so you don't have to worry about excessive fabric repositioning. It's perfect for large wall hangings, quilt blocks and other big projects. This hoop is compatible with Solaris if upgrade kit I is installed.




## **Embroidery Grid Sheet Only 10<sup>5</sup>/<sub>8</sub>" x 10<sup>5</sup>/<sub>8</sub>"** (EF102)

**Fits Models BLRA, BLRA-LT, BLSA, BLSA2, BLSA3**

This grid sheet assists you in embroidery placement in the hoop. When you want to embroider the pattern in a particular place, place the embroidery grid sheet on the inner frame and align the guidelines on the embroidery sheet.

### **Dimensions:**

10<sup>5</sup>/<sub>8</sub>" x 10<sup>5</sup>/<sub>8</sub>" (272mm x 272mm).



## **Magnetic Embroidery Hoop (10" x 10")** (BLSA-MH10)

**For compatible machines, refer to the hoop chart on page 42-43.**


The Magnetic Frame is the perfect accessory for embroidering on the Baby Lock Solaris models. This frame works great for thin fabric like linen that you don't want to crush between a hoop set. The magnets make it super easy to reposition your fabric for multiple hoopings, making it a must have for quilting or large embroidery designs!



## **Magnetic Embroidery Hoop (7" x 14")** (BLSA-MH)

**For compatible machines, refer to the hoop chart on page 42-43.**

The Magnetic Frame is the perfect accessory for embroidering on the Baby Lock Solaris models. This frame works great for thin fabric like linen that you don't want to crush between a hoop set. The magnets make it super easy to reposition your fabric for multiple hoopings, making it a must have for quilting or large embroidery designs!




## **Magnetic Embroidery Hoop (7" x 12")** (EMF300)

**For compatible machines, refer to the hoop chart on page 42-43.**

For use on a single needle embroidery machine, this magnetic frame is a perfect accessory. The magnets make it super easy to reposition your fabric for multiple hoopings, making it a 'must-have' for quilting or large embroidery designs. This hoop is designed to slide easily into the embroidery arm of your Baby Lock machine.

# EMBROIDERY ACCESSORIES




## Magnetic Frame (5" x 7")

(EMF180)

For compatible machines, refer to the hoop chart on page 42-43.

For use on single needle embroidery machines, the Magnetic Frame is the perfect accessory for embroidering. The magnets make it super easy to reposition your fabric for multiple hoopings, making it a must have for quilting or large embroidery designs! This 5" x 7" hoop slides easily into the module of your Baby Lock machine.

**\*Fits model with software update.**



## Magnetic Embroidery Hoop (4" x 7")

(EMFC180)

For compatible machines, refer to the hoop chart on page 42-43.

For use on single needle machines, this magnetic frame is the perfect accessory for embroidery. The magnets make it super easy to reposition your fabric for multiple hoopings, making it a must have for embroidery.



## Magnetic Embroidery Hoop (4" x 4")

(EMFC100)

For compatible machines, refer to the hoop chart on page 42-43.

For use on single needle machines, this magnetic frame is the perfect accessory for embroidery. The magnets make it super easy to reposition your fabric for multiple hoopings, making it a must have for embroidery.



## Durkee and Baby Lock Exclusive

(BLPROSOLII)

Fits Models BLSA, BLSA2, BLSA3

Baby Lock exclusive hoop package for the Solaris 2. Includes 10 single needle EZ frames PLUS single needle cap frame insert.



# EMBROIDERY ACCESSORIES



## Palette™ Version 11

(ECS11)

Using this advanced software, you'll create and edit embroidery designs easier than ever before. Baby Lock Palette 11 software takes your embroidery machine's capabilities to the next level.

You'll enjoy improved functionality that makes every step of digitizing easier. All-new editing features help you perfect your embroidery projects.

**\*Palette 10 can be upgraded to Palette 11 with ECS11U.**



## Baby Lock Fills and Motifs Holiday Collection #1

(BLA-IQFM1)

This Collection features designs for Halloween, Thanksgiving, Winter, Christmas, and celebrating the New Year.

These are Decorative Fill and Motif files that have been created for use in Baby Lock IQ Designer and Palette 11 Digitizing Software\*. Please note, not all versions of IQ Designer are compatible. If you are unsure of your machine's version of IQ Designer is compatible, please talk to your local retailer or contact the Baby Lock Product Support at 1-800-313-4110.

**\*These are NOT EMBROIDERY FILES. Files included are in a format that will only work on certain versions of IQ Designer and Palette 11. This is non-returnable once the packaging seal has been broken.**



## Baby Lock Fills and Motifs Holiday Collection #2

(BLA-IQFM2)

This Collection features designs for Valentine's Day, St. Patrick's Day, Easter, Spring, and Fourth of July.

These are Decorative Fill and Motif files that have been created for use in Baby Lock IQ Designer and Palette 11 Digitizing Software\*. Please note, not all versions of IQ Designer are compatible. If you are unsure of your machine's version of IQ Designer is compatible, please talk to your local retailer or contact the Baby Lock Product Support at 1-800-313-4110.

**\*These are NOT EMBROIDERY FILES. Files included are in a format that will only work on certain versions of IQ Designer and Palette 11. This is non-returnable once the packaging seal has been broken.**



## Baby Lock Fills and Motifs Hobbies Collection #1

(BLA-IQFM3)

This collection includes designs perfect for crafters, woodworkers, gardeners, bakers and more! You are sure to find the perfect design to compliment your project in this collection of 20 decorative fills and motifs.

These are Decorative Fill and Motif files that have been created for use in Baby Lock IQ Designer and Palette 11 Digitizing Software\*. Please note, not all versions of IQ Designer are compatible. If you are unsure of your machine's version of IQ Designer is compatible, please talk to your local retailer or contact the Baby Lock Product Support at 1-800-313-4110.

**\*These are NOT EMBROIDERY FILES. Files included are in a format that will only work on certain versions of IQ Designer and Palette 11. This is non-returnable once the packaging seal has been broken.**

# EMBROIDERY ACCESSORIES



## Baby Lock Fills and Motifs Zandra Shaw Collection

(BLA-IQFM-ZS)

This Collection features designs specially designed by Baby Lock Partner Zandra Shaw of Embroidershoppe.

These are Decorative Fill and Motif files that have been created for use in Baby Lock IQ Designer and Palette 11 Digitizing Software\*. Please note, not all versions of IQ Designer are compatible. If you are unsure of your machine's version of IQ Designer is compatible, please talk to your local retailer or contact the Baby Lock Product Support at 1-800-313-4110.

**\*These are NOT EMBROIDERY FILES. Files included are in a format that will only work on certain versions of IQ Designer and Palette 11. This is non-returnable once the packaging seal has been broken.**



## Baby Lock Fills and Motifs Fabric Confetti Collection

(BLA-IQFM-FC)

This Collection features designs specially designed by Baby Lock Partner Vanessa Fromme of Fabric Confetti.

These are Decorative Fill and Motif files that have been created for use in Baby Lock IQ Designer and Palette 11 Digitizing Software\*. Please note, not all versions of IQ Designer are compatible. If you are unsure of your machine's version of IQ Designer is compatible, please talk to your local retailer or contact the Baby Lock Product Support at 1-800-313-4110.

**\*These are NOT EMBROIDERY FILES. Files included are in a format that will only work on certain versions of IQ Designer and Palette 11. This is non-returnable once the packaging seal has been broken.**



## Baby Lock Fills and Motifs Geometric Collection

(BLA-IQFM4)

This collection includes 20 geometric decorative fills and 20 geometric decorative motifs that are perfect to enhance your quilting and embroidery projects by adding quick and easy personalization with just a few clicks in IQ Designer or Palette.

These are Decorative Fill and Motif files that have been created for use in Baby Lock IQ Designer and Palette 11 Digitizing Software\*. Please note, not all versions of IQ Designer are compatible. If you are unsure of your machine's version of IQ Designer is compatible, please talk to your local retailer or contact the Baby Lock Product Support at 1-800-313-4110.

**\*These are NOT EMBROIDERY FILES. Files included are in a format that will only work on certain versions of IQ Designer and Palette 11. This is non-returnable once the packaging seal has been broken.**



## Baby Lock Fills and Motifs Team Sports Collection #1

(BLA-IQFM5)

This collection contains 20 custom designed decorative fills and 20 custom designed motif designs that are geared for the sports fan in your life.

These are Decorative Fill and Motif files that have been created for use in Baby Lock IQ Designer and Palette 11 Digitizing Software\*. Please note, not all versions of IQ Designer are compatible. If you are unsure of your machine's version of IQ Designer is compatible, please talk to your local retailer or contact the Baby Lock Product Support at 1-800-313-4110.

**\*These are NOT EMBROIDERY FILES. Files included are in a format that will only work on certain versions of IQ Designer and Palette 11. This is non-returnable once the packaging seal has been broken.**



# EMBROIDERY ACCESSORIES



## Baby Lock Fills and Motifs Kid's Collection #1

(BLA-IQFM6)

This collection contains 20 Decorative Fills and 20 coordinating Motif Stitches geared to the kid in all of us. The collection includes games and toys of our childhood, such as jacks, building blocks, robots, and teddy bears. You will also find designs perfect for that little ballerina or future astronaut. This collection is sure add that perfect touch to any project meant for a child or grandchild, and bring out the kid in all of us!

These are Decorative Fill and Motif files that have been created for use in Baby Lock IQ Designer and Palette 11 Digitizing Software\*. Please note, not all versions of IQ Designer are compatible. If you are unsure of your machine's version of IQ Designer is compatible, please talk to your local retailer or contact the Baby Lock Product Support at 1-800-313-4110.

**\*These are NOT EMBROIDERY FILES. Files included are in a format that will only work on certain versions of IQ Designer and Palette 11. This is non-returnable once the packaging seal has been broken.**



## Baby Lock Fills and Motifs Sweet Seams Collection

(BLA-IQFM-SS)

This collection coordinates with the Sweet Seams Fabric and Accessories. In the collection, you will find a limited number of exclusive custom decorative fills with coordinating motifs, as well as a selection of embroidery designs that were created just for this collection! We want to make sure that EVERYONE can take advantage of these wonderful designs, so the decorative fills and motifs will be provided as stand-alone embroidery designs (PES format), as well as standard formats to work directly with the Baby Lock Solaris Vision (or Baby Lock Solaris 1 or 2 with Upgrade Kit 3).

These are Decorative Fill and Motif files that have been created for use in Baby Lock IQ Designer and Palette 11 Digitizing Software\*. Please note, not all versions of IQ Designer are compatible. If you are unsure of your machine's version of IQ Designer is compatible, please talk to your local retailer or contact the Baby Lock Product Support at 1-800-313-4110.

**\*These are NOT EMBROIDERY FILES. Files included are in a format that will only work on certain versions of IQ Designer and Palette 11. This is non-returnable once the packaging seal has been broken.**



## Baby Lock Fills and Motifs Zandra Shaw Collection 2

(BLA-IQFM-ZS2)

This delightful collection of animals features chickies, bunnies, frogs, and more from Zandra Shaw. Zandra's unique style draws from her years of creating embroidery designs under her EmbroiderShope brand. In this collection, you'll receive 20 fill and 20 motif collections to adorn your favorite projects!

These are Decorative Fill and Motif files that have been created for use in Baby Lock IQ Designer and Palette 11 Digitizing Software\*. Please note, not all versions of IQ Designer are compatible. If you are unsure of your machine's version of IQ Designer is compatible, please talk to your local retailer or contact the Baby Lock Product Support at 1-800-313-4110.

**\*These are NOT EMBROIDERY FILES. Files included are in a format that will only work on certain versions of IQ Designer and Palette 11. This is non-returnable once the packaging seal has been broken.**

# EMBROIDERY ACCESSORIES

New Product



## Baby Lock Fills and Motifs

(BLA-IQFM-GE)

### Gudrun Erla GE Quilt Design Collection

Baby Lock Event Partner Gudrun Erla draws from her Scandinavian roots in this geometric collection that is sure to make your next project stand out! Included in this pack are 20 fill designs and 20 motif designs that are the perfect adornment for so many projects, especially her quilt designs!

These are Decorative Fill and Motif files that have been created for use in Baby Lock IQ Designer and Palette 11 Digitizing Software\*. Please note, not all versions of IQ Designer are compatible. If you are unsure of your machine's version of IQ Designer is compatible, please talk to your local retailer or contact the Baby Lock Product Support at 1-800-313-4110.

**\*These are NOT EMBROIDERY FILES. Files included are in a format that will only work on certain versions of IQ Designer and Palette 11. This is non-returnable once the packaging seal has been broken.**

New Product



## Baby Lock Fills and Motifs

(BLA-IQFM-EH)

### Evy Hawkins Collection

Evy Hawkins, owner of a Bit of Stitch, has created this adorable collection of designs that are sure to become some of your favorites! This collection pairs beautifully with her signature style, combining whimsy with a touch of nostalgia.

These are Decorative Fill and Motif files that have been created for use in Baby Lock IQ Designer and Palette 11 Digitizing Software\*. Please note, not all versions of IQ Designer are compatible. If you are unsure of your machine's version of IQ Designer is compatible, please talk to your local retailer or contact the Baby Lock Product Support at 1-800-313-4110.

**\*These are NOT EMBROIDERY FILES. Files included are in a format that will only work on certain versions of IQ Designer and Palette 11. This is non-returnable once the packaging seal has been broken.**

New Product



## Baby Lock Fills and Motifs

(BLA-IQFM-KP)

### Karlee Porter Collection

Karlee Porter, known for her Graffiti Quilting technique, collaborated with Baby Lock to create a collection of clamshell designs that will take your projects to the next level. Included in this collection are 20 fill designs and 20 motif designs.

These are Decorative Fill and Motif files that have been created for use in Baby Lock IQ Designer and Palette 11 Digitizing Software\*. Please note, not all versions of IQ Designer are compatible. If you are unsure of your machine's version of IQ Designer is compatible, please talk to your local retailer or contact the Baby Lock Product Support at 1-800-313-4110.

**\*These are NOT EMBROIDERY FILES. Files included are in a format that will only work on certain versions of IQ Designer and Palette 11. This is non-returnable once the packaging seal has been broken.**



# EMBROIDERY ACCESSORIES • STABILIZER



## STABILIZERS

Your love of sewing doesn't have to stop with your machine. No matter what type or size of embroidery project you are creating or what kind of fabric you are using, Baby Lock has a stabilizer that's perfect for you, including 20" stabilizer rolls to accommodate today's largest hoops.



### CUT-AWAY SOFT

BLC201 - White (12" x 10 Yd)  
 BLC201-15 - White (15" x 10 Yd)  
 BLC201-20 - White (20" x 10 Yd)  
 BLC202 - Black (12" x 10 Yd)  
 BLC203 - White (12" x 10 Yd)

### SUPER STABLE

BLC205 - White (12" x 10 Yd)

### CUT-AWAY FUSIBLE APPLIQUÉ

BLEX-1112 - White (11" x 5 Yd)

### NO-SHOW MESH

BLC301 - White (12" x 10 Yd)  
 BLC301-20 - White (20" x 10 Yd)  
 BLC302 - Black (12" x 10 Yd)

### NO-SHOW MESH FUSIBLE

BLC304 - White (12" x 10 Yd)  
 BLC304-20 - White (20" x 10 Yd)  
 BLC305 - Black (12" x 10 Yd)

# EMBROIDERY ACCESSORIES • STABILIZER



## STICK-TEAR, TEAR-AWAY

BLT102 (12" x 10 Yd)

BLT102-20 (20" x 10 Yd)

## TEAR-AWAY FIRM

BLT103 (12" x 10 Yd)

BLT103-20 (20" x 10 Yd)

## TEAR-AWAY SOFT

BLT104 (12" x 10 Yd)

BLT104-15 (15" x 10 Yd)

## FUSIBLE TEAR-AWAY FIRM

BLT105 (12" x 10 Yd)

## HYDRO HOLD WATER-ACTIVATED

BLT305 (12" x 10 Yd)

## RINSE-AWAY, TEAR-AWAY

BLT110 (12" x 10 Yd)

BLT110-15 (15" x 10 Yd)



## HYDRO MELT TOPPING

BLS400 - Clear (12" x 11 Yd)

BLS400-20 - Clear (20" x 10 Yd)

## DISSOLVE-AWAY MESH SELF-ADHESIVE

BLS503 (12" x 10 Yd)

## DISSOLVE-AWAY MESH

BLS500 (12" x 25 Yd)

BLS500-20 (20" x 10 Yd)



## SHAPE-FLEX™

BLFF1510 (15" x 3 Yd)

## CUT-AWAY ULTRA SOFT STABILIZER

BLC204 - White (20" x 5 Yd)

## CUT-AWAY SOFT STITCH FUSIBLE COVER UP

BLC601 - White (8" x 5 Yd)



## PRESS-AWAY TOPPING

BLP-FILM (8" x 10 Yd)



# EMBROIDERY ACCESSORIES • STABILIZER VALUE PACKS



## 20" Stabilizer Starter Kit

BLSSK

This special starter bundle gives you five Baby Lock Stabilizer favorites in four yard introductory sized rolls. All the rolls are 20" wide.

### Bundle Includes:

- BLT103-20 (Tear Away, 20" x 4 yd roll)
- BLS500-20 (Dissolve Away Mesh, 20" x 4 yd roll)
- BLT102-20 (Stick Tear Away, 3 oz, 20" x 4 yd roll)
- BLC304-20 (Cut Away, 2 oz, 20" x 4 yd roll)
- BLS400-20 (Hydro-Melt, 20" x 4 yd roll)



## 20" Stabilizer Value Pack

BLS20KT

This stabilizer value kit contains six rolls of Baby Lock stabilizer all 20" wide, perfect to use on larger projects or with larger embroidery hoops.

### Bundle Includes:

- BLS400-20 (Hydro Melt Soluble, 20" x 10 yd roll)
- BLS500-20 (Dissolve-Away Mesh, 20" x 10 yd roll)
- BLT103-20 (Tear-Away Firm, 20" x 10 yd roll, 1.5 oz)
- BLT102-20 (Sticky Tear-Away, 3 oz, 20" x 10 yd roll)
- BLC201-20 (Cut-Away, 2 oz, 20" x 10 yd roll)
- BLC301-20 (No Show Mesh, Cut-Away, 20" x 10 yd roll, 1.5 oz)



## Baby Lock Stabilizer Sampler Trial Pack

BLSTP

This trial pack contains 19" x 12.5" sheets of the Baby Lock Stabilizer types. Each stabilizer sheet is labeled so you can try each on your embroidery projects and choose your favorite.

# EMBROIDERY ACCESSORIES • STABILIZER VALUE PACKS



## Stabilizer Value Bundle Basic Kit - 4 Stabilizers

BLS-B1

This pack includes four different types of Baby Lock stabilizer. This bundle has what you need to support your everyday embroidery designs and projects leaving you with professional results.

### Bundle Includes:

BLC203	(Cut Away Soft)
BLT103	(Tear Away Firm)
BLS400	(Wash Away Hydro melt)
BLS500	(Wash Away Dissolve away mesh)



## Stabilizer Value Bundle Premium Kit - 6 Stabilizers

BLS-B2

This pack includes six different types of Baby Lock stabilizer. This bundle has what you need to support a wide variety of embroidery designs and projects leaving you with professional results every time.

### Bundle Includes:

BLC203	(Cut Away Soft)
BLT103	(Tear Away Firm)
BLS400	(Wash Away Hydro melt)
BLS500	(Wash Away Dissolve away mesh)
BLC202	(Cut Away Cut Away Soft - Black)
BLC301	(Cut Away No Show Mesh)



## Stabilizer Value Bundle Ultimate Kit - 7 Stabilizers

BLS-B3

This pack includes seven different types of Baby Lock stabilizer. This bundle has what you need to support a wide variety of embroidery designs and projects for professional results. From lace and appliqué, to fleece and sheer fabrics, you'll find stabilizer perfect for every project.

### Bundle Includes:

BLC203	(Cut Away Soft)
BLT103	(Tear Away Firm)
BLS400	(Wash Away Hydro melt)
BLS500	(Wash Away Dissolve away mesh)
BLC202	(Cut Away Soft - Black)
BLC301	(Cut Away No Show Mesh)
BLT102	(Tear Away Firm)



# EMBROIDERY ACCESSORIES • MULTI-NEEDLE



## Multi-Needle Embroidery Stand

(ALSTAND)

Fits Models BMCAP, BMP6, BMP8, BMP9, BMT6, BMV10, BMVT10, BMY6, BMD9-2, BND9, BNT10, BNT10L, EMP6

Support your embroidery machine with this sturdy stand, designed for organization. It stores all of your embroidery accessories, has wheels for mobility and can be adjusted to multiple heights.



## Embroidery Extension Table

(ENTABLE)

Fits Models BMP8, BMP9, BMT6, BMV10, BMVT10, BMY6, BND9-2, BND9, BNT10L, BNT10, EMP6

This table is designed to support larger projects and the additional weight of heavy fabrics.



## Narrow Support Table for Multi-needle

(ESTABLE)

Fits Model BMCAP, BMP6, BMP8, BMP9, BMT6, BMV10, BMVT10, BMY6, BND9-2, BND9, BNT10, BNT10L

This Narrow Support Table allows your customers to embroider on heavy materials like canvas tote bags, denim jackets, and more without being confined to an extension table.



## Embroidery Extension Table

(ALTABLE2)

Fits Model BMCAP

This table is designed to support the additional weight of heavy fabrics and larger projects.



## Free-Motion Kit

(BNAL-FM)

Fits Model BNAL

Add this kit to your Alliance for free-motion embroidery stitching capabilities.

Kit Includes:

- Table
- Free-Motion Guard
- Foot Controller
- Free-Motion Grip
- Bobbin Case
- Spacer
- Carriage Cover



## Enterprise Upgrade I

(BNT10-U)


Fits Models BNT10L, BNT10

Keep your Enterprise up-to-date with the latest in embroidery technology.

Kit includes:

- **Precise Touch Positioning:** Drag and drop designs for perfect positioning on your projects
- **More resizing options:** Enlarge designs by 200% or reduce by 60%
- New designs and fonts

# EMBROIDERY ACCESSORIES • MULTI-NEEDLE




## Magnetic Frame Set (4" x 4")

(ENMF100S)

**Fits Models** BMCAP, BMT6\*, BMV10\*, BMVT10, BMY6, BNT10L\*, BNT10\*, BND9-2\*

For use on multi-needle embroidery machines, the Magnetic Frame is the perfect accessory for embroidering. The magnets make it super easy to reposition your fabric for multiple hoopings, making it a must have for quilting or large embroidery designs! This set includes the 4" x 4" (100mm x 100mm) hoop and the frame to attach to the machine.

**\*Requires a software update to use**



## Magnetic Frame (4" x 4")

(ENMF100)

**Fits Models** BMVT10, BMY6, BMV10\*, BMT6\*, BNT10\*, BNT10L\*, BND9-2\*, BMCAP

For use on multi-needle embroidery machines, the Magnetic Frame is the perfect accessory for embroidering. The magnets make it super easy to reposition your fabric for multiple hoopings, making it a must have for quilting or large embroidery designs! This is for the 4" x 4" (100mm x 100mm) hoop only, you must use the frame to attach to the machine.

**\*Requires a software update to use**




## Magnetic Frame Set (5" x 7")

(ENMF180S)

**Fits Models** BMCAP, BMT6\*, BMV10\*, BMVT10, BMY6, BNT10L\*, BNT10\*, BND9-2\*

For use on multi-needle embroidery machines, the Magnetic Frame is the perfect accessory for embroidering. The magnets make it super easy to reposition your fabric for multiple hoopings, making it a must have for quilting or large embroidery designs! This set includes the 5" x 7" (130mm x 180mm) hoop and the frame to attach to the machine.

**\*Requires a software update to use**



## Magnetic Frame (5" x 7")

(ENMF180)

**Fits Models** BMCAP, BMT6\*, BMV10\*, BMVT10\*, BMY6, BNT10L\*, BNT10, BND9-2\*

For use on multi-needle embroidery machines, the Magnetic Frame is the perfect accessory for embroidering. The magnets make it super easy to reposition your fabric for multiple hoopings, making it a must have for quilting or large embroidery designs! This is for the 7" x 5" (180mm x 130mm) hoop only, you must use the frame to attach to the machine.

**\*Requires a software update to use**



## 14" x 8" Magnetic Embroidery Hoop Frame


(ENMF360)

**Fits Models** BMCAP, BMT6, BMV10, BMVT10, BMY6, BND9-2, BNT10, BNT10L

Reposition fabric with ease, the Magnetic Frame from Baby Lock is perfect for large designs requiring multiple hoopings. This hoop will be compatible with models BMV10, BNT10L, BNT10 with the free software update. This hoop is compatible with models BND9-2 and BMT6, however the embroidery field will be 12" x 8" (300mm x 200mm).



# EMBROIDERY ACCESSORIES • MULTI-NEEDLE



## 4" x 7" Border Frame

(ALBF)

**Fits Models BNAL**

Easily embroider continuous designs by gliding fabric through the hoop, ensuring design precision and effortless rehooping. A 4" x 7" (100mm x 180mm) area can be embroidered with each rehooping.




## 4" x 11 3/4" Continuous Border Hoop

(ENBF)

**Fits Models BMCAP, BMT6, BMY6, BNT10, BNT10L, BMV10, BMVT10 with the B Frame**

Easily embroider continuous designs by gliding fabric through the hoop, ensuring design precision and effortless rehooping. A 4" x 11 3/4" (100mm x 300mm) area can be embroidered with each rehooping.




## 7/8" x 1 3/4" Clamp Frame Set 1

(ENCLFS1)

**Fits Models BMCAP, BMT6, BMV10, BMY6, BND9-2, BNT10, BNT10L**

The Baby Lock Embroidery Clamp Frame Set 1 (24mm x 45mm) will make adding logos, team names and monograms to sports apparel and accessories easier. Attach the frame holder to your Baby Lock multi-needle embroidery machine, and easily embroider small items, tongues of shoes, gloves and more. The clamp holds items stable and straight as the machine embroiders.




## 7/8" x 1 3/4" Clamp Frame Set 2

(ENCLFS2)

**Fits Models BMCAP, BMT6, BMV10, BMVT10, BMY6, BND9-2, BNT10, BNT10L**

Add the Baby Lock Embroidery Clamp Frame Set 2 (24mm x 45mm) to your collection for easier embroidery on small items, the sides of shoes, hats and more. The two frames are angled for more accurate positioning. Baby Lock Clamp Frame Set 2 requires Clamp Frame Set 1.




## 7/8" x 1 3/4" Clamp Frame

(ALCLFS1)

**Fits Model BNAL**

Attach the frame holder to your Baby Lock multi-needle embroidery machine, and easily embroider small logos, team names and monograms to small items, tongues of shoes, gloves and more. The (24mm x 45mm) clamp frame holds the item stable and straight as the machine embroiders.



## 4" x 4" Clamp Frame

(ENCF100)

**Fits Model BMCAP, BMT6, BMV10, BMVT10, BMY6, BND-2, BNT10, BNT10L**

Many embroidery designs fit perfectly in a 4"x4" (100mm x 100mm) hoop making it ideal for many embroidery projects. This hoop is specifically made for your Baby Lock machine, so it fits perfectly and is recognized by machine sensors (on machines with this feature).

# EMBROIDERY ACCESSORIES • MULTI-NEEDLE



## **1 5/16" x 2 15/16" Compact Embroidery Hoop**

(ALF74)

**Fits Model BNAL**

This portrait orientation hoop is used for embroidering small patterns or names on sleeves or pockets of pre-assembled products such as shirts and bags. This hoop measures 33mm x 75mm.



## **1 1/2" x 1 3/4" Compact Embroidery Hoop**

(ALF44)

**Fits Model BNAL**

This small oval hoop is perfect for embroidering small patterns on sleeves, pockets or hard to hoop areas of pre-assembled items such as baby clothes and bags. This hoop measures 38mm x 44mm.



## **1 5/8" x 2 3/4" Compact Embroidery Hoop**

(ALF70)

**Fits Model BNAL**

This hoop is used for embroidering small patterns or names on sleeves or pockets of pre-assembled products such as shirts and bags. This hoop measures 40mm x 70mm.



## **2" x 2" Compact Embroidery Hoop**

(ALF50)

**Fits Model BNAL**

This small square hoop is perfect for embroidering small patterns and monograms on sleeves, pockets or hard to hoop areas of pre-assembled products such as shirts and bags. This hoop measures 50mm x 50mm.



## **Compact Frame Set**


(ENCOMFS)

**Fits Model BMCAP, BMT6, BMV10, BMVT10, BMY6**

These compact frames are perfect for embroidering in small areas or hard to hoop places.

**Includes:**

- 1 1/2" x 1 3/4" (44mm x 30mm) Frame
- 1 5/8" x 2 3/4" (70mm x 40mm) Frame
- 1 15/16" x 2 15/16" (33mm x 74mm) Frame
- 2" x 2" (50mm x 50mm) Frame
- Arm E



## **2" x 2" Magnetic Frame Hoop**

(ENMF50)

**Fits Model BMCAP, BMT6, BMY6, BMV10, BMVT10**

This small square hoop is magnetic to hold your fabric. Perfect for embroidering small patterns and monograms on sleeves, pockets or hard to hoop areas. This hoop measures 50mm x 50mm.



# EMBROIDERY ACCESSORIES • MULTI-NEEDLE




## 2" x 2" Magnetic Frame Hoop Set

(ENMFA50)

Fits Model BMCAP, BMT6, BMV10, BMVT10, BMY6

This small square hoop is magnetic to hold your fabric. Perfect for embroidering small patterns and monograms on sleeves, pockets or hard to hoop areas. This hoop measures 50mm x 50mm. Set includes Hoop and Embroidery frame holder E.




## 8" x 8" Embroidery Hoop

(ALF200)

Fits Model BNAL

This frame is designed to give stability to embroidering patterns, such as quilt blocks, 8" x 8" or smaller. The hoop measures 200mm x 200mm.




## 8" x 8" Flat Embroidery Hoop

(ALFF)

Fits Model BNAL

This frame is best for larger or thicker projects that require extra support to keep the item flat while embroidering. The hoop measures 200mm x 200mm.




## Round Embroidery Hoop Set

(ALRFS)

Fits Model BNAL

Round hoops are perfect for embroidering in hard to hoop areas or round shaped designs. Set includes 4", 5" and 6" round hoops and Alliance frame holder C.



## 4" Round Hoop

(ENRF100)

Fits Models BMCAP, BMT6, BMV10, BMVT10, BMY6, BND9-2

Perfect for embroidering in small areas or round-shaped designs. This hoop measures 100mm.



## 5" Round Hoop

(ENRF130)

Fits Models BMCAP, BMT6, BMV10, BMVT10, BMY6, BND9-2

Perfect for embroidering in hard to hoop areas or round-shaped designs. This hoop measures 130mm.

# EMBROIDERY ACCESSORIES • MULTI-NEEDLE



## 6" Round Hoop

(ENRF160)

Fits Models BMCAP, BMT6, BMV10, BMVT10, BMY6, BND9-2

Perfect for embroidering in hard to hoop areas or patch-shaped designs. This hoop measures 160mm.




## Frame Holder "C"

(ENRF-ARMC)

Fits Models BMCAP, BMT6, BMV10, BMVT10, BMY6, BND9-2, BNT10, BNT10L

Designed to attach the 4", 5", and 6" round hoops to your machine.




## 8" x 8" Quilting Frame

(ENF200)

Fits Models BMCAP, BMT6, BMV10, BMVT10, BMY6, BND9-2, BNT10, BNT10L

This frame was designed with quilt blocks in mind to give support and stability to your square designs. The hoop measures 200mm x 200mm.



## 8" x 14" Hoop

(ENF360)

Fits Models BMV10, BMVT10, BNT10, BNT10L

Perfect for embroidery designs on jacket-backs, quilts or other projects that require extra stability. This hoop measures 200mm x 360mm.




## 1½" x 2¾" Embroidery Hoop

(EPF60)

Fits Models BMCAP, BMP6, BMP8, BMP9, BMT6, BMV10, BMVT10, BMY6, BNAL BND9-2, BND9, BNT10, BNT10L, EMP6

Small embroidery projects such as children's clothing, cuffs and polos require a small hoop for the best stability. For these, use the 1½" x 2¾" (40mm x 60mm) hoop. This hoop is specifically made for your Baby Lock machine, so it fits perfectly and is recognized by machine sensors (on machines with this feature).



## 4" x 4" Embroidery Hoop


(EPF100)

Fits Models BMCAP, BMP6, BMP8, BMP9, BMT6, BMV10, BMVT10, BMY6, BNAL, BND9, BND9-2, BNT10, BNT10L, EMP6

Many embroidery designs fit perfectly in a 4" x 4" (100mm x 100mm) hoop making it ideal for many embroidery projects. This hoop is specifically made for your Baby Lock machine, so it fits perfectly and is recognized by machine sensors (on machines with this feature).



# EMBROIDERY ACCESSORIES • MULTI-NEEDLE




## 5 1/8" x 7 1/8" Embroidery Hoop

(EPF180)

**Fits Models** BMCAP, BMP6, BMP8, BMP9, BMT6, BMV10, BMVT10, BMY6, BNAL, BNT10, BNT10L, BND9, BND9-2, EMP6

The 5 1/8"x7 1/8" (130mm x 180mm) hoop is an excellent go-to for embroidery on most home décor and apparel. This hoop is specifically made for your Baby Lock machine, so it fits perfectly and is recognized by machine sensors (on machines with this feature).




## 7 7/8" x 11 3/4" Embroidery Hoop

(EPF300)

**Fits Models** BMCAP, BMP6, BMP8, BMP9, BMT6, BMV10, BMVT10, BMY6, BND9-2, BND9, BNT10, BNT10L, EMP6

Don't waste time repositioning your fabric on large projects. Get a hoop that can fit it all! The 7 7/8"x11 3/4" (200mm x 300mm) hoop is great for large projects that require extra support. This hoop is specifically made for your Baby Lock machine, so it fits perfectly and is recognized by machine sensors (on machines with this feature).



## 7 7/8" x 11 3/4" Flat Frame Hoop

(BMP-FF)

**Fits Models** BMCAP, BMP6, BMP8, BMP9, BMV10, BMVT10, BMY6, BNT10, BNT10L, BND9, BND9-2, EMP6

Best for large projects like quilts that require extra support. This hoop measures 200mm x 300mm.




## 14" x 14" Jumbo Hoop

(ENJF)

**Fits Models** BMV10, BMVT10, BNT10, BNT10L

This jumbo hoop is perfect for large projects like jacket backs and quilt blocks. The split design function for the jumbo hoop is accessible through Palette 9 or higher embroidery software. (360mm x 360mm)



## 3" x 8" Sleeve Frame

(ENSF)

**Fits Model** BMCAP, BMT6, BMV10, BMVT10, BMY6

Use this hoop for hard to reach projects, such as embroidering on sleeves, children's clothing, or tote bags. Size: 3" x 8" (70mm x 200mm). Includes hoop only.

**\*Also fits BNT10L with B Frame Holder**



## Tote Bag Frame

**Fits Models** BMCAP, BMP6, BMP8, BMP9, BMT6, BMV10, BMVT10, BMY6, BND9, BND9-2, BNT10, BNT10L, EMP6

Use these hoops (commonly referred to as "W" hoops due to the appearance of the brackets) for hard-to-reach projects, such as tote bags and purses.

### Includes:

300mm x 200mm Frame (EMP6-300)  
180mm x 100mm Frame (EMP6-180)  
100mm x 100mm Frame (EMP6-100)  
60mm x 40mm Frame (EMP6-60)

# EMBROIDERY ACCESSORIES • MULTI-NEEDLE



## Cap Hoop and Cap Set

Cap Frame Hoop Set (EPCF3)

Cap Frame Only (EPCF-B)

**Fits Models** BMCAP, BMT6, BMP8, BMP9, BMV10, BMVT10, BMY6, BNAL, BND9, BND9-2, BNT10, BNT10L

Embroider caps with speed and ease with this cap frame for your multi-needle embroidery machines. This snap-on frame allows you to effortlessly embroider along the curve of any cap. With additional cap frames, you can save time by having several caps hooped and ready to snap-in.

### Includes:

- Embroidery field size: 2 3/8" x 5 1/8" (60mm x 130mm).
- (EPCF3) - Includes frame, driver and mounting jig.



## Wide Cap Frame Set

(ENCFS)

**Fits Models** BMV10, BMVT10, BNT10, BNT10L

Cap Frame only (ENCF)

Embroider the front of a cap from brim to brim with this unique specialty frame for the Enterprise. With a wide, curved surface area, the frame provides support for easy stitching across the entire cap. With additional wide cap frames, you can save time by having several caps hooped and ready to snap-in. Easily embroider caps up to 14" x 2 3/8" (360mm x 60mm).

### Includes:

- Frame
- Driver
- Mounting jig



## Cap Frame Set

(EPCF4)

**Fits Models** BMCAP, BMP9, BMT6, BMV10, BMVT10, BMY6, BNAL, BND9, BND9-2, BNT10, BNT10L

Embroider caps easier and quicker on a multi-needle embroidery machine with this optional cap hoop. This snap-on hoop allows you to embroider along the curve of any cap including flat brimmed hats. Quickly embroider caps up to 2 3/8" x 5 1/8" (60mm x 130mm). Includes frame, driver, and mounting jig. Cap frame works on most all Baby Lock Multi-needle machines.

**\*Not compatible with EMP models or the BMP6**



## Cap Frame (Frame Only)

(EPCF4H)

**Fits Models** BMCAP, BMP9, BMT6, BMV10, BMVT10, BMY6, BNAL, BND9, BND9-2, BNT10, BNT10L

Embroider caps on your multi-needle machine with commercial level productivity by having more than one cap frame. This optional cap hoop allows you to embroider along the curve of any cap and even on flat brimmed hats. With additional cap frames you can have several caps hooped and ready to snap-in. Quickly embroider caps up to 2 3/8" x 5 1/8" (60mm x 130mm). Requires EPCF4 Cap Frame Set to have the driver, and mounting jig needed for use on the machine.

**\*Will not work on EMP Models**



# 8-THREAD & COVER STITCH SERGERS



## Attachment Screws

(BLE8-AS)

**Fits Models** BLETS8AE, BLETS8, BLES8, BLS8, BLE8W-2, BLE8W, BLE8, BLCS-2, BLCS, BLC4, BLP6

Use these screws to attach optional accessories like bias binders to the table or bed of the machine.



## Beading Foot

(BLE8-BF)

**Fits Models** BLETS8AE, BLETS8, BLES8, BLETS8, BLE8W-2, BLE8W, BLE8

Serge pearls, piping, cording and more to the edge of fabric with ease and speed. This one-step foot will give all of your surface embellishments a professional finish.



## Belt Loop Binder - 1½"

(BLE8-S11)

**Fits Models** BLETS8AE, BLETS8, BLES8, BLS8, BLE8W-2, BLE8W, BLE8, BLCS-2, BLCS, BLC4, BLP6

You'll have plenty of options with this foot. Easily create straps, drawstrings, decorative trim, purse handles and of course, belt loops. This binder takes all of the work out of bias strips by folding and pressing them for you.



## Belt Loop Binder - ¾"

(BLE8-S12)

**Fits Models** BLETS8AE, BLETS8, BLES8, BLS8, BLE8W-2, BLE8W, BLE8, BLCS-2, BLCS, BLC4, BLMJZ-2, BLP6

You'll have plenty of options with this foot. Easily create straps, drawstrings, decorative trim, purse handles and of course, belt loops. This binder takes all of the work out of bias strips by folding and pressing them for you.



## Blind Hem Foot

(BLE8-BLHF)

**Fits Models** BLETS8AE, BLETS8, BLES8, BLS8, BLE8W-2, BLE8W, BLE8

Looking for a quick, easy way to make your hems invisible? This foot was designed specifically for easily stitching a blind hem. You can also use this foot for quick edge stitching along fabric edges.




## Clear Foot

(BLE8-CLF)

**Fits Models** BLC4, BLETS8AE, BLETS8, BLES8, BLP6, BLS8, BLE8W-2, BLE8W, BLE8

This clear foot provides better visibility when attaching ribbon and lace or guiding lightweight decorative stitching. The raised guidelines on the foot ensure that you stitch with accuracy. This foot is perfect for decorative construction.

# 8-THREAD & COVER STITCH SERGERS



## Cording Foot - 5mm

(BLE8-CF)

**Fits Models** BLETS8AE, BLETS8, BLES8, BLS8, BLE8W-2, BLE8W, BLE8

This foot easily serges decorative cording and piping as it finishes the seams in one step. It also adds stability as you serge by keeping the material flat.



## Cover Chain Foot

(BLE8-CCF)

**Fits Models** BLC4, BLETS8AE, BLETS8, BLES8, BLS8, BLE8W-2, BLE8W, BLE8, BLP6

Use the cover/chain stitch foot for better visibility and easier control for stitching curves or turning tight corners and attaching tape and ribbons.




## Overlock Table

(BLA-OLT)

**Fits Models** BLES8, BLETS8AE, BLETS8

The unique design of this Overlock Table allows the sewist to use overlock stitches with Baby Lock Serger Attachments for a one-of-a-kind creative edge finish to any project, or those perfect seams every sewist desires. The Baby Lock Overlock Table is compatible with the Triumph and Ovation Serger models.



## Alternate Chain/Cover Stitch Table

(BLES8-CST)

**Fits Models** BLES8

This table has additional holes to attach the Knit/Woven Bias Binder for chain/cover stitching on your Baby Lock Ovation serger.

**Note:** Only for the Ovation model with two positions (holes).




## Clear Curve Foot

(BLE8-CLVF)

**Fits Models** BLETS8AE, BLETS8, BLES8, BLS8, BLE8W-2, BLE8W, BLE8, BLC4, BLP6

The Clear Curve Foot is short and has a flat sole, making it a good choice for stitching curves and sewing over cross seams. Use this foot for better visibility when attaching ribbon and lace or guiding lightweight decorative stitching around curves. Good for sewing around cuffs, necklines and children's wear using the cover stitches.



## Curve Foot


(BLE8-CVF)

**Fits Models** BLETS8AE, BLETS8, BLES8, BLS8, BLE8W-2, BLE8W, BLE8, BLC4, BLP6

The curve foot is short and has a flat sole, making it a good choice for stitching curves and sewing over cross seams. Its short size is also good for sewing around cuffs, necklines and children's wear using cover stitches.



# 8-THREAD & COVER STITCH SERGERS




## Double Fold Bias Binder Knit/Woven - 1/3" (8mm)

(BLCS-DFBB8)

Fits Models BLETS8AE, BLETS8, BLES8, BLCS-2, BLCS, BLC4, BLP6

This binder will turn fabric strips into binding and attach it to project edges all in one step. This attachment is perfect for curved edges, collars and necklines on knit or woven fabrics. Use with the Overlock Table (BLA-OLT) or Alternate Table (BLES8-CST) for with the Baby Lock Ovation or Triumph Sergers.



## Double Fold Bias Binder Knit/Woven - 3/8" (10mm)

(BLCS-DFBB10)

Fits Models BLETS8AE, BLETS8, BLES8, BLCS-2, BLCS, BLC4, BLP6

This binder will turn fabric strips into binding and attach it to project edges all in one step. This attachment is perfect for curved edges, collars and necklines on knit or woven fabrics. Use with the Overlock Table (BLA-OLT) or Alternate Table (BLES8-CST) for with the Baby Lock Ovation or Triumph Sergers.



## Double Fold Bias Binder Knit/Woven - 5/8" (15mm)

(BLCS-DFBB15)

Fits Models BLETS8AE, BLETS8, BLES8, BLCS-2, BLCS, BLC4, BLP6

This binder will turn fabric strips into binding and attach it to project edges all in one step. This attachment is perfect for curved edges, collars and necklines on knit or woven fabrics. Use with the Overlock Table (BLA-OLT) or Alternate Table (BLES8-CST) for with the Baby Lock Ovation or Triumph Sergers.



## Double Fold Bias Binder - 1 1/8" (28mm)

(BLE8-S3)

Fits Models BLETS8AE, BLETS8, BLES8, BLS8, BLE8W-2, BLE8W, BLE8, BLC4, BLCS-2, BLCS, BLMJZ-2, BLP6, BLQK2, BLQK, BL530B, BLMAG

This conventional binder will double fold and sew bias strips to your project in one quick step, using either a chain or cover stitch.



## Double Fold Bias Binder - 1 3/8" (36mm)

(BLE8-S2)

Fits Models BLETS8AE, BLETS8, BLES8, BLS8, BLE8W-2, BLE8W, BLE8, BLC4, BLCS-2, BLCS, BLP6, BLQK2, BLQK, BL530B, BLMAG

This conventional binder will double fold and sew bias strips to your project in one quick step, using either a chain or cover stitch.



## Elastic Foot

(BLE8-EF)

Fits Models BLETS8AE, BLETS8, BLES8, BLS8, BLE8W-2, BLE8W, BLE8, BLC4, BLP6

Confidently serge elastic by letting this foot take care of all the work. This foot provides even tension every time to prevent pulling and tugging on the needle. The adjustable guide and tension dial allow you to serge elastic with a finished uniform stretch. The guide holes also provide control for projects requiring fishing line.

# 8-THREAD & COVER STITCH SERGERS




## Cord Guide Plate

(BLP6-CP)

### Fits Models BLP6

The Cord Guide Plate is the ideal attachment to embellish and create texture when using cording with the Cording Micro Insert Foot Kit (BLP6-TCFEET) and either one or both wipers for the Creative Cover Stitch on the Baby Lock Applaud.



## Swing Guide

(BLES8-SG)

### Fits Models BLET8S, BLET8AE, BLES8, BLP6, BLC4, BLCS2, BLCS, BLS8, BLE8W-2, BLE8W, BLE8

This adjustable guide acts as a platform for many of the Baby Lock serger attachments when the attachment is secured to the swing guide. With the attachment in position simply swing the guide away from the machine to easily align the attachment with the needle. Move the swing guide toward the machine and the attachment and align it with the needle. In just a few steps the attachment is ready to use.

**Note:** The Swing Guide works with the Overlock Table – BLA-OLT. For Ovation models without the two sets of positions on the flat sewing table, BLES8-CST will be needed to use this attachment.




## Fabric Guide

(BLE8-FG)

### Fits Models BLET8AE, BLET8S, BLES8, BLCS, BLC4

If a precise seam is what you desire, attach the adjustable fabric guide to the table of your serger. The guide helps you align your fabric for perfect chain and cover stitching every time.



## Fabric Guide

(BLES8-FG)

### Fits Models BLET8AE, BLET8S, BLES8, BLC4, BLP6, BLMAG, BLMJZ-2, BLQK2, BLQK

If precise stitching lines are what you desire, attach the adjustable fabric guide to the table of your serger. The guide helps you align your fabric for perfect chain stitching every time.




## Fabric & Hemming Guide

BLC4-FHG

### Fits Models BLCS2, BLC4, BLP6

Creating the perfect hem, either narrow or wide is a breeze with this hemming set.

**\*Will also fit the BLES8, BLET8S, BLET8AE we suggest using the Cover Chain Stitch Foot BLE8-CCF.**



## General Purpose Foot


(BLE8-GP)

### Fits Models BLE8W-2, BLE8W, BLE8

This presser foot is perfect for all of your everyday serging needs using the overlocking stitch and other standard functions. This is a great accessory to have on-hand if your serger's original foot is misplaced.



# 8-THREAD & COVER STITCH SERGERS




## General Purpose Foot

(BLES8-GP)

**Fits Models** BLETS8AE, BLETS8, BLES8, BLS8

This presser foot is perfect for all of your everyday serging needs using the overlocking stitch and other standard functions. This is a great accessory to have on-hand if your serger's original foot is misplaced.




## Lace Applicator Foot

(BLE8-LF)

**Fits Models** BLETS8AE, BLETS8, BLES8, BLS8, BLE8W-2, BLE8W, BLE8, BLC4, BLP6

Serge the finest lace and delicate trims without damaging the header of the trim. The adjustable guide will keep your serging accurate as well as ensure that your lace stays intact. Your lace projects will be finished with an expert look in the exact style you want.




## Open Toe Foot

(BLE8-OT)

**Fits Models** BLETS8AE, BLETS8, BLES8, BLS8, BLE8W-2, BLE8W, BLE8, BLC4, BLP6

The open width of this foot makes it perfect for projects that require extra visibility such as aligning your hems and decorative coverstitching.



## Pintuck Foot with Guide

(BLE8-PTF)

**Fits Models** BLETS8AE, BLETS8, BLES8, BLS8, BLE8W-2, BLE8W, BLE8

Add wonderful tucks to textured fashions with this foot. The two included guides will help you create precision pintucking with both corded and hollow tucks. Great for both parallel and curved forms.



## Plain Hemmer - 1/4"

(BLE8-S7)

**Fits Models** BLETS8AE, BLETS8, BLES8, BLS8, BLE8W-2, BLE8W, BLE8, BLC4, BLCS-2, BLCS, BLP6, BLQK2, BLQK, BL530B, BLMAG

Our plain hemmer attachment was designed to guide the fabric into a perfectly straight hem without any pre-project pressing. This foot creates a 1/4" hem. You'll be amazed by the professional results.




## Plain Hemmer - 1/2"

(BLE8-S6)

**Fits Models** BLETS8AE, BLETS8, BLES8, BLS8, BLE8W-2, BLE8W, BLE8, BLC4, BLCS-2, BLCS, BLP6, BLQK2, BLQK, BL530B, BLMAG

Our plain hemmer attachment was designed to guide the fabric into a perfectly straight hem without any pre-project pressing. This foot creates a 1/2" hem. You'll be amazed by the professional results.

# 8-THREAD & COVER STITCH SERGERS



## Ruffling Foot

(BLE8-RF)

Fits Models BLETS8AE, BLETS8, BLES8, BLS8, BLE8W-2, BLE8W, BLE8, BLC4, BLP6

Easily make and attach ruffles as well as finish your edge in one simple step. Add perfectly spaced ruffles to garments, pillows, and other home décor items. This ruffling foot works on all fabric types.




## Shirring Foot

(BLE8-SF)

Fits Models BLETS8AE, BLETS8, BLES8, BLS8, BLE8W-2, BLE8W, BLE8, BLC4, BLP6

For easy shirring and gathering on lightweight to medium fabrics using the overlock or coverstitch settings on your serger.



## Single Downturn Feller - 1/4"

(BLE8-S10)

Fits Models BLETS8AE, BLETS8, BLES8, BLS8, BLE8W-2, BLE8W, BLE8, BLC4, BLCS-2, BLCS, BLP6, BLQK2, BLQK, BL530B, BLMAG

The single downturn feller turns the fabric downward into a perfectly straight single turn hem. You won't have to press your hems before using this feller, making downturn hems easy.



## Single Downturn Feller - 5/8"

(BLE8-S8)

Fits Models BLETS8AE, BLETS8, BLES8, BLS8, BLE8W-2, BLE8W, BLE8, BLC4, BLCS-2, BLCS, BLP6, BLQK2, BLQK, BL530B, BLMAG

The single downturn feller turns the fabric downward into a perfectly straight single turn hem. You won't have to press your hems before using this feller, making downturn hems easy.




## Single Downturn Feller - 1"

(BLE8-S9)

Fits Models BLETS8AE, BLETS8, BLES8, BLS8, BLE8W-2, BLE8W, BLE8, BLC4, BLCS-2, BLCS, BLP6, BLQK2, BLQK, BL530B, BLMAG

The single downturn feller turns the fabric downward into a perfectly straight single turn hem. You won't have to press your hems before using this feller, making downturn hems easy.



## Single Fold Bias Binder - 28mm

(BLE8-S4)

Fits Models BLETS8AE, BLETS8, BLES8, BLS8, BLE8W-2, BLE8W, BLE8, BLC4, BLCS-2, BLCS, BLMJZ-2, BLP6, BLQK2, BLQK, BL530B, BLMAG

You will be pleased at how easily this one-step attachment works. Our binder will turn the top edge of unfolded bias binding under while allowing the lower edge to remain straight, enclosing the edge of the fabric.



# 8-THREAD & COVER STITCH SERGERS




## Single Fold Bias Binder - 40mm

(BLE8-S5)

**Fits Models** BLETS8AE, BLETS8, BLES8, BLS8, BLE8W-2, BLE8W, BLE8, BLC4, BLCS-2, BLCS, BLP6, BLQK2, BLQK, BL530B, BLMAG

You will be pleased at how easily this one-step attachment works. Our binder will turn the top edge of unfolded bias binding under while allowing the lower edge to remain straight, enclosing the edge of the fabric.



## Single Fold Bias Binder Knit/Woven 10mm

(BLES8-SFB10)

**Fits Models:** BLES8, BLETS8AE, BLETS8, BLCS, BLCS2, BLC4, BLP6

Create the ideal edge for any project when using this attachment. The top side of the fabric strip is folded under while the fabric edge on the back remains flat for a smooth finish. When using this attachment, a clean and professional look is created that is perfect for necklines, along the top edge of a pocket, or any edge where bulk is not desired.



## Single Fold Bias Binder Knit/Woven 15mm

(BLES8-SFB15)

**Fits Models** BLETS8AE, BLETS8, BLES8, BLCS-2, BLCS, BLC4, BLP6

This Bias Binder will turn fabric strips into binding and attach it to project edges all in one step.



## Stitch Guide

(BLES8-QG2)

**Fits Models** BLETS8AE, BLETS8, BLES8, BLC4

Ideal for following and stitching straight lines like channel quilting or creating grid patterns with straight-line stitching. Choose to place this guide on either the right or left side of the needle.



## Teflon Flat Sole Foot

(BLE8-TF)

**Fits Models** BLETS8AE, BLETS8, BLES8, BLS8, BLE8W-2, BLE8W, BLE8, BLC4, BLP6

This foot is perfect for sticky surfaces such as vinyl and faux leathers. It also glides smoothly on heavy fabrics like denim and fleece or projects with multiple layers.




## Teflon Foot

(BLC4-TF)

**Fits Models** BLC4, BLCS, BLCS2, BLP6

This foot is perfect for sticky surfaces such as vinyl and faux leathers. It also glides smoothly on heavy fabrics like denim and fleece or projects with multiple layers.

# 8-THREAD & COVER STITCH SERGERS




## Clear Foot

(BLCS-CLF)

**Fits Models** BLCS-2, BLCS, BLC4, BLP6

This clear foot provides better visibility when attaching ribbon and lace or guiding lightweight decorative serging. The raised guidelines on the foot ensure that you stitch with accuracy. This foot is perfect for decorative construction.




## General Purpose Foot

(BLCS-GP)

**Fits Models** BLCS-2, BLCS, BLC4, BLP6

This presser foot is perfect for all of your everyday needs using the Cover Stitch machine. This is a great accessory to have on-hand if your machine's original foot is misplaced.



## Pintuck Foot With Guide

(BLCS-PTF)

**Fits Models** BLCS-2, BLCS, BLC4, BLP6

Add wonderful tucks to textured fashions with this foot. The two included guides will help you create precision pintucking with both corded and hollow tucks. Great for both parallel and curved forms. This foot was created for the Cover Stitch machine.



## Accessory Adapter

(BLCS-AA)

**Fits Models** BLCS-2, BLCS, BLC4

This Adapter raises optional accessory attachments to the proper height and alignment for use on the Baby Lock Cover Stitch machine.




## Trim Bin for Sergers

(BLTBIN)

**Fits Models** BLETS8AE, BLES8, BLS8, BLE8W-2, BLE8W, BLE8, BLES4, BLE3ATW-3, BLE3ATW-2, BLE3ATW, BLS3, BLE1AT-2, BLE1AT, BLE1LX, BLS1, BLE1DX-2, BLE1DX, BLE1SX-2, BLE1SX

The Trim Bin catches fabric scraps as you serge. It's an easy way to keep your sewing space tidy.



## Stitch Guide

(BLP6-QG)

**Fits Model** BLP6

The Quilt Guide takes the place of marking placement lines on fabric. With the unique design, the guide can be positioned alongside, in front of, or on the left or right of the Combination Foot. The flexibility of the Quilt Guide makes tackling any project easy.



# 8-THREAD & COVER STITCH SERGERS



## Serger Accessory Feet Package

(BLE8W-FEET)

Fits Models BLETS8AE, BLETS8, BLES8, BLS8, BLE8W-2, BLE8W, BLE8

Give your Baby Lock serger more creative technique options when you add these additional feet.

### Kit includes:

- Blind Hem Foot
- Beading Foot
- 5mm Cording Foot
- Lace Foot
- Elastic Foot
- Ruffling Foot



## 7 Piece Foot & Accessory Upgrade Kit

(BLES8FTKITU)

Fits Models BLES8

Upgrades Ovation Foot Kit to Triumph Foot Kit.

### Kit includes:

- Double Fold Bias Binder 8mm
- Double Fold Bias Binder 10mm
- Double Fold Bias Binder 15mm
- Single Fold Bias Binder 15mm
- Teflon Flat Sole Foot
- Open Toe Foot
- Fabric Guide



## 16 Foot Kit

(BLS8FTKIT)

Fits Models BLS8, BLE8W-2, BLE8W, BLE8

This kit for your Baby Lock Serger machine includes feet and attachments to help you expand your creative options. These 16 feet come in a convenient carrying case.

### Kit includes:

- Beading Foot
- 5mm Cording Foot
- Elastic Foot
- Blind Hem Foot
- Ruffling Foot
- 1/2" Plain Hemmer
- 1/4" Plain Hemmer
- Pintucking Foot
- Lace Applicator Foot
- Clear Foot
- 36mm Double Fold Bias Binder
- 28mm Double Fold Bias Binder
- 28mm Single Fold Bias Binder
- 3/4" Belt Loop Binder
- 1 1/2" Belt Loop Binder
- Fabric Guide



## Triumph Foot Kit

(BLETS8FTKIT)

Fits Models BLETS8AE, BLETS8

Further expand the Triumph's creative capabilities with these 29 feet. This foot kit allows you to make all your sewing dreams triumphant.

### Kit includes:

- Beading Foot
- Blind Hem Foot
- Clear Foot
- Cording Foot 5mm
- Cover Chain Stitch Foot
- Curving Foot
- Elastic Foot
- Fabric Guide
- Lace Applicator Foot
- Teflon Foot
- Ruffling Foot
- Open Toe Foot
- Pintuck Foot
- Quilt Guide
- 1/2" Plain Hemmer
- 1/4" Plain Hemmer
- Belt Loop Binder 3/4"
- Belt Loop Binder 1 1/2"
- 28mm Double Fold Bias Binder
- 36mm Double Fold Bias Binder
- Knit/Woven Double Fold Bias Binder 8mm
- Knit/Woven Double Fold Bias Binder 10mm
- Knit/Woven Double Fold Bias Binder 15mm
- Single Downturn Feller 1/4"
- Single Downturn Feller 5/8"
- Single Downturn Feller 1"
- Single Fold Bias Binder 28mm
- Single Fold Bias Binder 40mm
- Single Fold Bias Binder Knit/Woven 15mm

# 8-THREAD & COVER STITCH SERGERS



## Euphoria Foot and Accessory Kit

(BLC4FTKIT)

Fits Model BLC4

This kit for your Baby Lock Euphoria cover stitch machine includes additional feet to help you expand your creative options. These 10 feet and accessories come in a convenient carrying case.

### Kit includes:

- Belt Loop Binder 3/4"
- Clear Foot
- Cover Chain Foot
- Double Fold Bias Binder
- Fabric Guide
- Plain Hemmer 1/2"
- Knit/Woven Double Fold Bias Binder 10mm
- Knit/Woven Single Fold Bias Binder 15mm
- Pintuck Foot, Plain Hemmer 1/2"
- Single Downturn Feller 5/8"
- Pintuck Foot with Guides



## Applaud Foot and Accessory Kit

(BLP6FTKIT)

Fits Model BLP6

Further expand the Applaud's creative capabilities with these 10 feet and attachments that come in a convenient carrying case.

### Kit includes:

- Belt Loop Binder 3/4"
- Clear Foot
- 36mm Double Fold Bias Binder
- Knit/Woven Double Fold Bias Binder 10mm
- Knit/Woven Double Fold Bias Binder 15mm
- Fabric and Hemming Guide
- Plain Hemmer 1/2"
- Single Downturn Feller 1"
- Single Fold Bias Binder 28mm
- Teflon Foot



## Stitch in the Ditch Micro Insert Foot Kit

(BLP6-SDFEET)

Fits Model BLP6

With three feet to select from, adding the Creative Top Cover Stitch to any project is a dream. The position of the guide makes stitching in a seam or along a seam or fabric edge a breeze. Experience perfect alignment while creating a professional-looking seam.

### Stitch in the Ditch Micro Insert Foot Kit includes:

- Stitch in the Ditch (center)
- Stitch in the Ditch (left)
- Stitch in the Ditch (right)



## Cording and Taping Micro Insert Foot Kit

(BLP6-TCFEET)

Fits Model BLP6

Create unique surface embellishment when combined with the Creative Top Cover Stitch. With four sizes of cording feet, a wide range of decorative cording, yarn, and hand embroidery thread can be used. The taping feet are perfect for showcasing a variety of ribbon and tape types.

### Cording and Taping Micro Insert Foot Kit includes 4 Cording and 2 Taping Feet:

- 5.0mm Cording Foot (1 groove)
- 2.5mm Cording Foot (2 groove)
- 2.0mm Cording Foot (2 groove)
- 1.6mm Cording Foot (2 groove)
- 8mm Taping Foot (wide)
- 5mm Taping Foot (narrow left)



# 4-THREAD SERGER



## Beading Foot

(BLE-BF)

**Fits Models BLES4, BLE3ATW-3, BLE3ATW-2, BLE3ATW, BLS3, BLE1AT-2, BLE1AT, BLE1LX, BLS1, BLE1DX-2, BLE1DX, BLE1SX-2, BLE1SX**

Serge pearls, piping, cording and more to the edge of fabric with ease and speed. This one-step foot will give all of your surface embellishments a professional finish.



## Blind Hem Foot

(BLE-BLHFS)

**Fits Models BLES4, BLE3ATW-3, BLE3ATW-2, BLE3ATW, BLS3, BLE1AT-2, BLE1AT, BLE1LX, BLS1, BLE1DX-2, BLE1DX, BLE1SX-2, BLE1SX**

Looking for a quick, easy way to make your hems invisible? This foot was designed specifically for easily stitching a blind hem. You can also use this foot for quick edge stitching along fabric edges.




## Clear Foot Wave

(BLE3ATW-CLF)

**Fits Models BLES4, BLE3ATW-3, BLE3ATW-2, BLE3ATW, BLE1AT-2, BLS3, BLS1**

This clear foot provides better visibility when attaching ribbon and lace, or guiding lightweight decorative stitching. The raised guidelines on the foot ensure that you stitch with accuracy. This foot is perfect for decorative construction.




## Cording Foot - 3mm

(BLE-CF3)

**Fits Models BLES4, BLE3ATW-3, BLE3ATW-2, BLE3ATW, BLS3, BLE1AT-2, BLE1AT, BLE1LX, BLS1, BLE1DX-2, BLE1DX, BLE1SX-2, BLE1SX**

This foot easily serges decorative cording and piping as it finishes the seams in one step. It also adds stability as you serge by keeping the material flat.



## Cording Foot - 5mm

(BLE-CF5)

**Fits Models BLES4, BLE3ATW-3, BLE3ATW-2, BLE3ATW, BLS3, BLE1AT-2, BLE1AT, BLE1LX, BLS1, BLE1DX-2, BLE1DX, BLE1SX-2, BLE1SX**

This foot easily serges decorative cording and piping as it finishes the seams in one step. It also adds stability as you serge by keeping the material flat.



## Elastic Foot

(BLE-EF)

**Fits Models BLES4, BLS3, BLS1, BLE3ATW-3, BLE3ATW-2, BLE3ATW, BLE1AT-2, BLE1AT, BLE1LX, BLE1DX-2, BLE1DX, BLE1SX-2, BLE1SX**

Confidently serge elastic by letting this foot take care of all the work. This foot provides even tension every time to prevent pulling and tugging on the needle. The adjustable guide and tension dial allow you to serge elastic with a finished uniform stretch. The guide holes also provide control for projects requiring fishing line.



# 4-THREAD SERGER



## Flat Sole Foot

(BLE3ATW-FSF)

**Fits Models** BLES4, BLS3, BLS1, BLE3ATW-3, BLE3ATW-2, BLE3ATW, BLE1AT-2

This flat sole foot ensures even stitches, no matter how uneven your fabric is. Your machine will avoid catching and hesitation when crossing seams or decorative threads. This foot is perfect for textured fabrics such as burnt-out velvet, heavy fabrics like denim and fleece, or projects with multiple layers.



## Flat Sole Foot

(BLE-FSF)

**Fits Models** BLE1AT-2, BLE1AT, BLE1LX, BLE1DX-2, BLE1DX, BLE1SX-2, BLE1SX

This flat sole foot ensures even stitches, no matter how uneven your fabric is. Your machine will avoid catching and hesitation when crossing seams or decorative threads. This foot is perfect for textured fabrics such as burnt-out velvet, heavy fabrics like denim and fleece, or projects with multiple layers.



## General Purpose Foot

(BLE-GP)

**Fits Models** BLE1AT-2, BLE1AT, BLE1LX, BLE1DX-2, BLE1DX, BLE1SX-2, BLE1SX

This presser foot is perfect for all of your everyday serging needs using the overlocking stitch and other standard functions. This is a great accessory to have on-hand if you've misplaced the original foot for your serger.



## General Purpose Foot

(BLE3ATW-GP)

**Fits Models** BLE3ATW-3, BLE3ATW-2, BLE3ATW, BLES4, BLS3, BLS1

This presser foot is perfect for all of your everyday serging needs using the overlocking stitch and other standard functions. This is a great accessory to have on-hand if your serger's original foot is misplaced.



## Lace Applicator Foot

(BLE-LF)

**Fits Models** BLES4, BLS3, BLS1, BLE3ATW-3, BLE3ATW-2, BLE3ATW, BLE1AT-2, BLE1AT, BLE1LX, BLE1DX-2, BLE1DX, BLE1SX-2, BLE1SX

Serge the finest lace and delicate trims without damaging the header of the trim. The adjustable guide will keep your serging accurate as well as ensure that your lace stays intact. Your lace projects will be finished with an expert look in the exact style you want.



## Ruffling Foot

(BLE-RF)

**Fits Models** BLES4, BLS3, BLS1, BLE3ATW-3, BLE3ATW-2, BLE3ATW, BLE1AT-2, BLE1AT, BLE1LX, BLE1DX-2, BLE1DX, BLE1SX-2, BLE1SX

Easily make and attach ruffles as well as finish your edge in one simple step. Add perfectly spaced ruffles to garments, pillows, and other home décor items. This ruffling foot works on all fabric types.



# 4-THREAD SERGER



## Teflon Foot

(BLE3ATW-TF)

**Fits Models BLE1AT-2, BLE3ATW-3, BLE3ATW-2, BLE3ATW, BLES4, BLS3, BLS1**

This foot is perfect for sticky surfaces such as vinyl, and faux leathers. It also glides on heavy fabrics like denim and fleece or projects with multiple layers. The Teflon sole foot moves smoother when it crosses over seams especially on fabrics like vinyl.



## 6 Serger Accessory Feet Package

(BLE1AT-FEET)

**Fits Models BLE1AT-2, BLE1AT, BLE1DX-2, BLE1DX, BLE1LX, BLE1SX-2, BLE1SX, BLE3ATW-3, BLE3ATW-2, BLES4, BLS3, BLS1**

Do more creative techniques with your Baby Lock serger when you add additional feet.

### Kit includes:

- Beading Foot
- 3mm Cording Foot
- Elastic Foot
- Blind Hem Foot
- 5mm Cording Foot
- Ruffling Foot



## Imagine Feet Kit

(BLE1AT-FTKT)

**Fits Models BLE1AT-2, BLE1AT, BLE1LX, BLE1DX-2, BLE1DX, BLE1SX-2, BLE1SX**

This kit for your Baby Lock Imagine includes additional feet to help you expand your creative options. These 7 feet come in a convenient carrying case.

### Kit includes:

- Beading Foot
- Blind Hem Foot
- 3mm Cording Foot
- 5mm Cording Foot
- Elastic Foot
- Lace Applicator Foot
- Ruffling Foot



## 10 Foot Kit

(BLES4FTKIT)

**Fits Models BLE3ATW-3, BLE3ATW-2, BLE3ATW, BLES4, BLS3, BLS1**

This kit for your Baby Lock Acclaim, Enlighten, Imagine Wave, Victory and Celebrate includes additional feet to help you expand your creative options. These 10 feet come in a convenient carrying case.

### Kit includes:

- Beading Foot
- Blind Hem Foot
- Clear Foot
- 3mm Cording Foot
- 5mm Cording Foot
- Elastic Foot
- Flat-Sole Foot
- Lace Applicator Foot
- Ruffling Foot
- Teflon Foot




## Beading Foot

(BL460B-BF)

**Fits Model BL460B, BL097**

Serge pearls, piping, cording and more to the edge of fabric with ease and speed. This one-step foot will give all of your surface embellishments a professional finish.

# 4-THREAD SERGER




## Blind Hem Foot .5mm

(BL460B-BLHF5)

Fits Model BL460B, BL097

Looking for a quick, easy way to make your hems invisible? This foot was designed specifically for easily stitching a blind hem for fine medium fabrics. You can also use this foot for quick edge stitching along fabric edges.




## Blind Hem Foot 1mm

(BL460B-BLHF1)

Fits Model BL460B, BL097

Looking for a quick, easy way to make your hems invisible? This foot was designed specifically for easily stitching a blind hem on medium/heavy fabrics. You can also use this foot for quick edge stitching along fabric edges.




## Cording Foot

(BL480A-CF)

Fits Model BL480A

This special sewing foot is used for sewing decorative cording and piping as it finishes the seam in one operation.



## Cording Foot

(BL460B-CF)

Fits Model BL460B, BL097

This foot easily serges decorative cording and piping as it finishes the seams in one step. It also adds stability as you serge by keeping the material flat.



## Elastic Foot

(BL450-EF)

Fits Model BL450

This foot provides even tension every time to prevent pulling and tugging on the needle. The adjustable guide and tension dial allow you to serge elastic with a finished uniform stretch.



## Elastic Foot

(BL460B-EF)

Fits Model BL460B, BL097

Confidently serge elastic by letting this foot take care of all the work. This foot provides even tension every time to prevent pulling and tugging on the needle. The adjustable guide and tension dial allow you to serge elastic with a finished uniform stretch.



# 4-THREAD SERGER




## Elastic Foot

(BL480A-EF)

Fits Model BL480A

This special serger foot is for sewing on elastic. In the same operation, the fabric is trimmed, serged and gathered by the constriction of the elastic tape.



## General Purpose Foot

(BL480A-GP)

Fits Model BL480A

The serger has the convenience of a snap-on presser foot. The raised markings on the toe of the foot are seam line guides. They indicate the needle positions to help guide your fabric for accurate seaming.




## Ruffling Foot

(BL480A-RF)

Fits Model BL480A

This serger foot is used for joining two pieces of fabric while ruffling the bottom layer in one easy operation.



## Ruffling Foot

(BL460B-RF)

Fits Model BL460B, BL097

Easily make and attach ruffles as well as finish your edge in one simple step. Add perfectly spaced ruffles to garments, pillows, and other home décor items. This ruffling foot works on all fabric types.



## Baby Lock Serger 6 Foot Kit

(BL460B-FEET)

Fits Model BL460B, BL097

Do more creative techniques with your Baby Lock serger when you add additional feet.

### Kit includes:

- 0.5mm Blind Hem Foot
- 1mm Blindhem Foot
- Cording Foot
- Elastic Foot
- Beading Foot
- Ruffling Foot



## Serger Tool Kit

(BLSGTK)

This Premium serger tool kit has all the tools you will need to accompany your serging projects. The kit includes Double Curved Havel's Scissors, Ultra-Pro Seam Ripper, Bulk 3½" Double Eyed Needles, and a Fabric Control Tool.

# SASHIKO FEET AND ATTACHMENTS



## Sashiko Accessory Kit


(BLQKACCKT)

Fits Models BLQK2, BLQK

This set of accessory attachments will change the way you use your machine. Try new techniques and discover creative opportunities you didn't realize were possible. These 7 attachments come in a sturdy, zippered, canvas bag with an extra latch wire, too!

### Kit includes:

- 1/4" Plain Hemmer
- 1/2" Plain Hemmer
- 1/4" Single Downturn Feller
- 5/8" Single Downturn Feller
- 1" Single Downturn Feller
- Sashiko Braiding Guide
- Sashiko Latch Wire




## Braiding Guide

(BLQK-BG)

Fits Models BLQK2, BLQK

Small braids can be guided in front of the foot and stitched down by the machine, much like a braiding foot. Perfect for small, flat trims and braids.




## General Purpose Foot

(BLQK-GP)

Fits Models BLQK2, BLQK

This foot is perfect for all of your machine's standard functions and a great accessory to have on-hand if your original foot is misplaced.



## Latch Wire

(BLQK-LW)

Fits Models BLQK2, BLQK

The latch wire is located in the front of the needle which slides in the needle groove in order to open and close the eye of the needle. The latch wire plays an important role for creating stitches.



## Quilting Guide

(BLQK-QG)

Fits Models BLQK2, BLQK

This Quilting Guide is shaped so it glides smoothly over fabrics to help align seams or equally spaced parallel rows of topstitching. Attach this Quilting Guide to either the left or right side and adjust the bar for the width you need.



# BOBBINS, NEEDLES, & MISCELLANEOUS



## Bobbins - Class 15

(BLG-BOB)

Fits Groups B, C, D, H, G

Multiple bobbins are perfect for projects with many thread colors or for simple convenience. Sold in packs of 12.



## Bobbins - M Class

(BLJ-BOB)

Fits Models BLCJ18, BLCJ18-2, BLCJ18-3, BLCT16, BLGT15, BLGT18, BLRG20, BLJ18, BLRG20ST, BLRT18 BLTR16, BLTR16-2, BLTR16-3

Multiple bobbins are a perfect timesaver for quilting projects with many thread colors. Sold in packs of 3.



## Bobbins - Type L

(ESG-BOB)

Fits Groups A and B, Models ESI and ESI2

Multiple bobbins are perfect for projects with many thread colors or for simple convenience. Sold in packs of 12.

\*For Group B models, the use of the center pin (see Instruction Guide) may be needed.



## Metal Bobbins - Type L

(BMP-BOB)

Fits Models BL500A, BL510A, BL520B, BL530B, BLQP, BMP6, BMP8, BMP9, BMV10, BNT10, BNT10L, BND9, BND9-2, EMP6

Multiple bobbins are perfect for projects with many thread colors or simply for convenience. Sold in packs of 12.



## Bobbin Work Case and Cover

(BL-BWA)

Fits Models BL137A, BL137A2, BL200A, BL40, BL40A, BLCC, BLCC2, BLDC, BLDC2, BLG, BLG2, BLL, BLL2, BLMY, BLTP, BLN, BLQC, BLQC2, BLR, BLR2, BLR3, BLSC, BLSY, BLSR

By placing thick threads in the bobbin case and sewing wrong side up, eye-catching textures can be created with the bobbin instead of the traditional needle and thread.



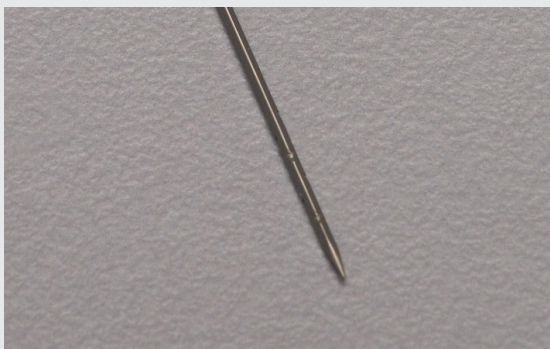
## Bobbin Winder for Multi-Needle Machines

(EPBW1)

Fits Models BMCAP, BMP6, BMP8, BMP9, BMV10, BMVT10, BND9, BND9-2, BNT10, BNT10L, EMP6

This accessory is for the multi-needle and straight stitch machines. It includes five empty metal bobbins to wind with the thread color of your choice.

# BOBBINS, NEEDLES, & MISCELLANEOUS




## Embellisher Needles

(EMB7N)

**Fits Models EMB7, EMB12, EMB12-2**

Special barbed needles mesh fabrics together. Specifically for the Baby Lock Embellisher machine. Sold in packs of 10.



## Longarm Needles - 10 Pack

**Fits Models BLCJ18, BLCJ18-2, BLCJ18-3, BLCT16, BLGT15, BLGT18, BLJ18, BLRG20, BLRG20ST, BLRT18, BLTR16, BLTR16-2, BLTR16-3**

(134FG-80) - Size 12, 134R system, slight ball point, Groz-Beckert

(134FG-90) - Size 14, 134R system, slight ball point, Groz-Beckert

(134FG-100) - Size 16, 134R system, slight ball point, Groz-Beckert

(134FG-110) - Size 18, 134R system, slight ball point, Groz-Beckert

(134FG-125) - Size 20, 134R system, slight ball point, Groz-Beckert



## Sashiko Needles

(BLQK-N)

**Fits Models BLQK, BLQK2**

Special needles create the perfect hand-stitched look on the Sashiko machine. 2 per pack.



## Light Bulb - Screw-in

(BL-LBS)

**Fits Models BL101, BL20A, BL450A, BL480A, BLCS, BLCS-2, BLE1DX, BLE1LX, BLE1AT, BLE3ATW, BLQK, BLQK2, BLQP, EMB7, EMB12, EMB12-2,**

Bright replacement LED bulb. Refer to your machine's Instruction and Reference Manual for how to access the light bulb and if you need to remove screws or a machine cover to replace the light bulb.



## Light Bulb - Bayonet

(BL-LBB)

**Fits Models BL18A, BL23A, BL30A**

Bright replacement LED bulb. Refer to your machine's Instruction and Reference Manual for how to access the light bulb and if you need to remove screws or a machine cover to replace the light bulb.



# EXTENSION TABLES



## Extension Tables

Instantly create a larger sewing surface with an extension table. This table helps keep your fabric level, giving you better control when handling a variety of projects.

Machine/Model				Size	Color	Item Number
<b>Destiny</b>	(BLDY2/BLDY)			22½" x 25½"	Clear	BLDY-ET
<b>Unity</b>	(BLTY)	<b>Aria</b>	(BLAR)	25" x 16"	White	BLMA-ET
<b>Chorus</b>	(BLCH)	<b>Altair2</b>	(BLTA2)			
<b>Ballad</b>	(BLBA)	<b>Altair</b>	(BLTA)			
<b>Crescendo</b>	(BLCR)	<b>Meridian2</b>	(BLMA2)			
<b>Journey</b>	(BLJY)	<b>Meridian</b>	(BLMA)			
<b>Aerial</b>	(BLAE)					
<b>Sashiko</b>	(BLQK2, BLQK)			24" x 18"	Clear	BLQK-ET
<b>Ovation</b>	(BLES8)	<b>Acclaim</b>	(BLES4)	24" x 18"	Clear	BLES8-ET
<b>Triumph</b>	(BLETS8AE, BLET8)	<b>Euphoria</b>	(BLC4)			
<b>Aventura</b>	(BLMAV)	<b>Katherine</b>	(BL210A)	20¾" x 12½"	White	BLMAC-ET*
<b>Aventura II</b>	(BLMAV2)	<b>Presto</b>	(BLMPR)			
<b>Soprano</b>	(BLMSP)	<b>Presto II</b>	(BLMPR2)			
<b>Vesta</b>	(BLMVE)	<b>Brilliant</b>	(BL220B)			
<b>Lyric</b>	(BLMLR)					
<b>Jazz II</b>	(BLMJZ2/BLMJZ2D)	<b>Allegro</b>	(BLMAG)	18" x 24"	Clear	BLMJZ-ET
<b>Jazz</b>	(BLMJZ)					
<b>Accord</b>	(BLMCC)	<b>Bloom</b>	(BLMBM)	19" x 11"	White	BLMCC-ET
<b>Jubilant</b>	(BL80B)			17½" x 10⅞"	White	BL80B-ET
<b>Solaris</b>	(BLSA)	<b>Solaris Vision</b>	(BLSA3)	26¾" x 16"	White	BLSA-ET
<b>Solaris 2</b>	(BLSA2)					
<b>Radiance</b>	(BLRA)	<b>Radiance LT</b>	(BLRA-LT)	27⅞" x 16"	White	BLRA-ET

\* Part SST-LEGST (replacement legs).

# TROLLEYS, COVERS & ORGANIZERS



## Baby Lock Jazz and Allegro Trolley Bag

(BLJMT-UPDATE)

Fits Model BLMJZ, BLMJZ-2, BLMJZ-2D, BLMAG

Travel in style with the new updated Jazz trolley bag. The adjustable handle makes it easy to take your machine to classes or clubs.

### Dimensions:

26" L x 10" H x 11" D



## Baby Lock Machine Cover

(BL-COVER)

Fits Models in Groups A, D, G, I, J

Protect your machine from dust and store it in style with this attractive machine cover.

### Dimensions:

20" L x 9.5" H x 12.5" D



## Baby Lock Machine Cover

(BL-COVERXL)

Fits Models BLAR, BLBA, BLCH, BLCR, BLDY2, BLDY, BLJY, BLMA2, BLMA, BLPY, BLSA3, BLSA2, BLSA, BLTA2, BLTA, BLTY

Protect your machine from dust and store it in style with this attractive machine cover. This cover is sized to fit the larger Baby lock Machines.

### Dimensions:

27.5" L x 13.5" H x 13" D



## Baby Lock Serger Machine Cover

(BL-COVERSG)

Fits Models BLS8, BLE8W-2, BLES4, BLS3, BLS1, BLE3ATW-3, BLE3ATW-2, BLE3ATW, BLE1AT-2, BLE1AT, BLE1LX, BLE1DX-2, BLE1DX, BLE1SX-2, BLE1SX, BLC4

Protect your serger machine from dust and store it in style with this attractive machine cover.

### Dimensions:

17" L x 14.5" H x 13.5" D



## Baby Lock Multi-Needle Machine Cover

(BL10-COVER)

Fits Models BMV10, BNT10L

Protect your ten-needle embroidery machine from dust and store it in style when not in use with this attractive machine cover.

### Dimensions:

27.5" L x 27.5" H x 25" D



# TROLLEYS, COVERS & ORGANIZERS



## Baby Lock XL Serger Dust Cover

(BL-COVERSGXL)

Fits Models BLET8, BLES8, BLC4

Protect your serger machine from dust and store it in style with this attractive machine cover.

### Dimensions:

20" L x 15" H x 16.6" D



## Baby Lock 6 Needle Dust Cover

(BL6-COVER)

Fits Models BNAL, BMT6, BMY6, BMCAP

Protect your six-needle or Alliance embroidery machine from dust and store it in style when not in use with this attractive machine cover.

### Dimensions:

22.5" L x 26.5" H x 23.5" D



## Baby Lock Large Trolley with Embroidery

(BLMTL-QLT)

### Arm Case- Quilted Black with Gold Logo & Components

Easy to assemble, front zipper and size pockets, along with inside pockets with lots of room for storage for your sewing accessories.

### Dimensions:

20.75" L x 13" Deep x 13.5" Tall



## Baby Lock XL Trolley with Embroidery

(BLMTXL-QLT)

### Arm Case- Quilted Black with Gold Logo & Components.

Easy to assemble, front zipper and size pockets, along with inside pockets with lots of room for storage for your sewing accessories.

### Dimensions:

29" L x 15" Deep x 16" Tall

# TROLLEYS, COVERS & ORGANIZERS



## Baby Lock Small Serger Trolley - Quilted Black with Gold Logo

(BLSTF2-SMQLT)

Fits Models BLE3ATW-3, BLS1, BLS3, BLS8, BLE8W-2, BLE8, BLEATW-2, BLE3ATW, BLR1AT-2

This easy-rolling trolley bag is a perfect way to take your Baby Lock machine to guild meetings, classes, events, and more. Made with reinforced padding and 600 denier polyester fabric, it features a four-wheel base that includes four multi-directional wheels. For ground travel only, not approved for airline use.



## Baby Lock Large Serger Trolley - Quilted Black with Gold Logo

(BLSTF2-LGQLT)

Fits Models BLETS8, BLSES8, BLES4, BLC4

This easy-rolling trolley bag is a perfect way to take your Baby Lock machine to guild meetings, classes, events, and more. Made with reinforced padding and 600 denier polyester fabric, it features a four-wheel base that includes four multi-directional wheels. For ground travel only, not approved for airline use.



## Baby Lock Double Organizer-Quilted Black with Gold Logo & Components

(BL-DBLQLT)

Space for all of your notions in a chic 2 tiered quilted organizer. Top portion has 2 clear zipper pockets and an inner elastic pocket to keep sewing tools in place. Bottom portion has a long clear zipper pocket and 15 individual spaces perfect to store feet, small, large, or mini king thread spools. Carry your thread, feet, and notions in a durable, double quilted organizer



## Baby Lock Over the Door Stabilizer Organizer

(BL-STABORG)

The organizer fits on standard doors and features twelve pockets on top that hold 12 inches x 10 yard to 12-inch x 10-yard stabilizer rolls. Additionally, six long pockets at the bottom can hold 20 inch x 5 yard, 20 inch x 10 yard, 20 inch x 12 yard stabilizer rolls.



## Baby Lock StableCut Dispenser by DIME

(BL-STABDIS)

Store your most-used stabilizer rolls with the StableCut™ Dispenser. This handy storage unit features a unique slide cutter to slice cutaway, tear-away stabilizer, and fusible interfacings. Sized for the most popular stabilizer rolls (12"), StableCut is the most efficient way to cut stabilizers and adds a decorative element to your embroidery studio. No more clearing a work area to cut a length of stabilizer, now you can cut it right where it's stored.



# BABY LOCK SUPPORT & EDUCATION



## Inspirational Guides

Explore all the techniques your Baby Lock machines have to offer with a fun Inspirational Guide. Visit your local Baby Lock Retailer to find out if one is available to complement your Baby Lock machine.

- Sashiko Inspirational Guide (STWB-BLQK2)
- Acclaim (STWB-BLES4)
- Accolade (STWB-BLS8)
- Altair (STWB-BLTA)
- Ballad (STWB-BLBA)
- Chorus (STWB-BLCH)
- Meridian (STWB-BLMA)
- Solaris (STWB-BLSA)
- Pro-Stitcher (STWB-BLPS)
- Triumph (STWB-BLETS8)
- Victory (STWB-BLS3)
- Mastering the IQ Designer (SEWEDBK-IQDESIGNER)

# BABY LOCK SUPPORT & EDUCATION



## Enhancing your IQ with Salima Jaffer 4 Volume Bundle

(IQSJBUN)

Fits Models BLSA, BLDY2, BLDY, BMV10

Join Salima Jaffer as she teaches you about some of the creative techniques in Baby Lock's IQ Designer in this four-volume bundle. Each volume contains an IQ Designer video lesson, six PDF projects and embroidery files all on an included USB.



## Enhancing your IQ with Salima Jaffer 3 Volume Bundle

Individual (IQSJBUN-2)  
Class (IQSJCLS-2)

Fits Models BLSA, BLDY2, BLDY, BMV10

Join Salima Jaffer as she teaches you about some of the creative techniques in Baby Lock's IQ Designer in this three-volume bundle. Each volume contains an IQ Designer video lesson, PDF projects and embroidery files all on an included USB.



## Enhancing your IQ with Salima Jaffer - Volume 1

(IQSJV1)

Fits Models BLSA, BLDY2, BLDY, BMV10

Learn more about Baby Lock's IQ Designer with Salima Jaffer. Volume One contains an IQ Designer video lesson, six PDF projects and embroidery files all on a USB. Find out how to convert IQ Designer shapes into stitch types and fills and discover more about image properties and assigning outlines and fills, including working with saved outlines and combining shapes. Projects include a back to school pillow and pouch, cupcake delight tea towel, fills and outlines pillow, gift box greeting card, ornaments wall hanging and a coffee mug.



## Enhancing your IQ with Salima Jaffer - Volume 2

(IQSJV2)

Fits Models BLSA, BLDY2, BLDY, BMV10

Learn how to combine editing and create new objects using built-in IQ Designer. You'll be able to scan fabrics and artwork and turn it into designs and appliques using the continuous border function. The included projects are spools of thread, creating your own rose, in-the-hoop zipper bag, sewing machine artwork, scanning fabric into appliqué and continuous stippling.



## Enhancing your IQ with Salima Jaffer - Volume 3

(IQSJV3)

Fits Models BLSA, BLDY2, BLDY, BMV10

Discover the possibilities of Baby Lock's IQ Designer with Salima Jaffer! Volume three contains an IQ Designer video lesson, six PDF projects and embroidery files all on a USB. Learn to combine designs in IQ Designer to create an in-the-hoop project. You will use IQ Designer to create buttonholes and see new steps on editing and combining designs in IQ Designer to use built-in shapes and fancy fills to create new designs. Projects include an in-the-hoop key fob, in-the-hoop bottle wrap, in-the-hoop double sided fob, in-the-hoop trinket tray, in-the-hoop lollipop holder and an in-the-hoop cord wrap.



# BABY LOCK SUPPORT & EDUCATION




## Enhancing your IQ with Salima Jaffer - Volume 4

(IQSJ4V4)

Fits Models BLISA, BLDY2, BLDY, BMV10

Find out more about Baby Lock's IQ Designer with Salima Jaffer. Volume four contains an IQ Designer video lesson, six PDF projects and embroidery files all on an included USB. Create appliqué designs using the built-in shapes in IQ Designer, an embossed design and alternating existing shapes to create new designs. Use built-in shapes to design and create a quilting block and learn how to layer with fancy fills. Projects include a watermelon mug rug, embossed towel, monogrammed notebook, tissue holder, towel tipper and a haunted house appliqué wall hanging.




## Enhancing your IQ with Salima Jaffer - Volume 5

(IQSJ5V5)

Fits Models BLISA, BLDY2, BLDY, BMV10

Join Salima Jaffer as she teaches you some creative techniques at your fingertips in Baby Lock's IQ Designer. Volume five contains an IQ Designer lesson, seven projects with step-by-step lessons and photos in PDF format and embroidery files all on a USB drive. What you will learn is converting and combining IQ Designer's shapes into Stitch Types and Fills, Image properties and assigning different Outlines and Fills, Creating applique designs using the built in IQ Designer, Creating Chenille and Textured Fabric and Twin Needle Embroidery.



## Enhancing your IQ with Salima Jaffer - Volume 6

(IQSJ6V6)

Fits Models BLISA, BLDY2, BLDY, BMV10

Volume six contains an IQ Designer lesson, 13 blocks with step-by-step lessons and photos in PDF format and embroidery files all on a USB drive. What you will learn: Converting IQ Designer's shapes into Stitch Types and Fills, Image properties and assigning different Outlines and Fills, Working with saved outline function and the Stippling Fill, Combining shapes in IQ Designer and Using Built-in Shapes to create a Quilt Block.



## Enhancing your IQ with Salima Jaffer - Volume 7

(IQSJ7V7)

Fits Models BLISA, BLDY2, BLDY, BMV10

Volume seven contains an IQ Designer lesson for the Dresden and flowers applique quilt, step-by-step lessons on each block and photos in PDF format and embroidery files all on a USB drive. What you will learn: Use Built-in Shapes to Create a Quilt Block, Creating applique designs using the built in IQ Designer, Convert IQ Designers shapes into Stitch Types and fills, Create and Embossed Design with IQ Designer, and Working with saved outline function and the stippling fill.

# BABY LOCK SUPPORT & EDUCATION


## LOVE OF SEWING MEMBERSHIP



### What's inside the Love of Sewing Membership?

You wouldn't purchase a car and skip routine maintenance, right? Well your sewing machine deserves the same support! With the Love of Sewing Membership, a service, support and education membership exclusively offered through Baby Lock, you'll enjoy peace of mind knowing that your machine will be taken care of. You will be provided yearly maintenance and support, by Baby Lock certified technicians, so you'll never have to worry while you sew. You'll also want to keep your sewing skills sharp with a SEWED Plus Membership which includes unlimited access to our online classes, taught by Baby Lock Education experts, which includes over 1,300 sewing classes with new classes added regularly!

Baby Lock offers three levels of the Love of Membership Program. All customers have the opportunity to purchase this unparalleled industry leading program! Your Baby Lock machine will determine the level that you are able to purchase. Levels 1 and 2 are 4 year programs and Level 3 is a 2 year program. At Baby Lock, we celebrate the Love of Sewing, a love of our customers and sewing as a lifestyle. See your local retailer for more information.



## LOVE OF KNOWLEDGE MEMBERSHIP

### *Two Years of Unlimited Online Classes*

A Love of Knowledge Membership gives you access to more than 1,300 classes taught by over 35 Baby Lock experts that cover more than 300 products!





# THE BABY LOCK EXPERIENCE

There's always something exciting to learn, to experience, or to be inspired by when you own a Baby Lock product. But what inspires us? To put it simply—you.



Baby Lock and our independent retailer network are committed to sewers like you. Together, we provide the highest quality products and services not available through mass retailers, and we can meet your sewing needs better than anyone else.



Whether you're looking for product information or a recommendation on your next machine, you can count on your Baby Lock retailer to help you choose the sewing machines that best fit your needs. Well-trained on the Baby Lock line, they're your friendly, trusted advisor—someone who will guide you through the features and innovations that make sewing so much fun.



When we have problems with our car, many of us turn to a mechanic. Well, think of your Baby Lock retailer as the expert you rely on for another very important machine—your Baby Lock! They'll always go the extra mile for you, acting as your go-to resource for troubleshooting, training and the support you need to get the most out of your machine. If you want to learn more about a new technique, search out that perfect notion, or share an idea with someone, they'll be there for you

## WHY SHOP SMALL?

By choosing a Baby Lock retailer for your sewing needs, you not only enjoy a more distinctive personal experience, but you're also helping build a community. Stop by your local authorized Baby Lock retailer and get to know them. They'll be happy to share all the wonderful Baby Lock products that will bring your love of sewing to life.



**FOR THE LOVE OF SEWING**

[www.BabyLock.com](http://www.BabyLock.com)